

**AC 2621G.C**

Catenaccio 2ª anta per porta  
L = 650 mm

*Second leaf flush bolt for doors*  
L = 650 mm

**AC 2632.C**

Cerniera registrabile a due ali  
in acciaio zincato a saldare | Ø 16  
Peso max anta 80 kg

*Adjustable weld-on hinge  
in galvanised steel | Ø 16  
Max leaf weight 80 kg*

**AC 2631.A**

Cerniera a due ali in acciaio  
zincato a saldare | Ø 10  
Peso max anta 40 kg

*Weld-on hinge in galvanised  
steel | Ø 10  
Max leaf weight 40 kg*

**AC 2648.xx**

Cerniera a tre ali da avvitare  
su PR2463 (apertura interna)  
su PR2462 (apertura esterna)  
Peso max anta 100 kg

*Three-wing screw-on hinge  
on PR2463 (inward opening)  
on PR2462 (outward opening)  
Max leaf weight 100 kg*

**GZ** acciaio zincato  
galvanized steel  
**CZ** acciaio corten  
corten steel

**AC 2631.B**

Cerniera a due ali in acciaio  
zincato a saldare | Ø 13  
Peso max anta 70 kg

*Weld-on hinge in galvanised  
steel | Ø 13  
Max leaf weight 70 kg*

**AC 2649.xx.IDES**

Cerniera a due ali da avvitare  
Sx su PR2463 (apertura interna)  
Dx su PR2462 (apertura esterna)  
Peso max anta 50 kg

*Two-wing screw-on hinge  
LH on PR2463 (inward opening)  
RH on PR2462 (outward opening)  
Max leaf weight 50 kg*

**IZ** acciaio inox verniciabile | paintable stainless steel  
**CZ** acciaio corten grezzo | untreated corten steel

**AC 2632.B**

Cerniera registrabile a due ali  
in acciaio zincato a saldare | Ø 13  
Peso max anta 70 kg

*Adjustable weld-on hinge  
in galvanised steel | Ø 13  
Max leaf weight 70 kg*

**AC 2649.xx.ISED**

Cerniera a due ali da avvitare  
Dx su PR2463 (apertura interna)  
Sx su PR2462 (apertura esterna)  
Peso max anta 50 kg

*Two-wing screw-on hinge  
RH on PR2463 (inward opening)  
LH on PR2462 (outward opening)  
Max leaf weight 50 kg*

**IZ** acciaio inox verniciabile | paintable stainless steel  
**CZ** acciaio corten grezzo | untreated corten steel



DC acciaio decapato | *black steel*

### AC 2653.xx

Kit fondini per profili  
PR2462 - PR2463

*Fittings kit for profiles  
PR2462 - PR2463*




DC acciaio decapato | *black steel*

### AC 2654.xx

Kit fondini per profili  
PR2462 - PR2474

*Fittings kit for profiles  
PR2462 - PR2474*









### AC 5023

Clips per fissaggio fermavetri

*Clips for securing*

**ACV 040**

Quadro maniglia

*Handle spindle bar***ACV 942.xx**Coppia maniglie per porta  
"VITRUVIO" medium  
bocchetta quadrata  
L | quadra | tronca*Double door handlesets  
"VITRUVIO" medium  
square escutcheon  
L | square | cut*BR ottone grezzo verniciabile | *paintable untreated brass*  
CZ acciaio corten grezzo | *untreated corten steel***ACV 902.xx**Coppia maniglie per porta  
"VITRUVIO" medium  
L | quadra | tronca*Double door handlesets  
"VITRUVIO" medium  
L | square | cut*BR ottone grezzo verniciabile | *paintable untreated brass*  
CZ acciaio corten grezzo | *untreated corten steel***ACV 943.xx**Coppia maniglie per porta  
"VITRUVIO" medium  
bocchetta quadrata  
L | tonda | tronca*Double door handlesets  
"VITRUVIO" medium  
square escutcheon  
L | round | cut*BR ottone grezzo verniciabile | *paintable untreated brass*  
CZ acciaio corten grezzo | *untreated corten steel***ACV 903.xx**Coppia maniglie per porta  
"VITRUVIO" medium  
L | tonda | tronca*Double door handlesets  
"VITRUVIO" medium  
L | round | cut*BR ottone grezzo verniciabile | *paintable untreated brass*  
CZ acciaio corten grezzo | *untreated corten steel***ACV 944.xx**Coppia maniglie per porta  
"VITRUVIO" medium  
bocchetta quadrata  
L | tonda | sfera*Double door handlesets  
"VITRUVIO" medium  
square escutcheon  
L | round | sphere*BR ottone grezzo verniciabile | *paintable untreated brass***ACV 904.xx**Coppia maniglie per porta  
"VITRUVIO" medium  
L | tonda | sfera*Double door handlesets  
"VITRUVIO" medium  
L | round | sphere*BR ottone grezzo verniciabile | *paintable untreated brass***ACV 952.xx**Coppia maniglie per porta  
"VITRUVIO" medium  
bocchetta rettangolare  
L | quadra | tronca*Double door handlesets  
"VITRUVIO" medium  
rectangular escutcheon  
L | square | cut*BR ottone grezzo verniciabile | *paintable untreated brass*  
CZ acciaio corten grezzo | *untreated corten steel*




BR ottone grezzo verniciabile | *paintable untreated brass*  
 CZ acciaio corten grezzo | *untreated corten steel*

### ACV 953.xx

Coppia maniglie per porta  
 "VITRUVIO" medium  
 bocchetta rettangolare  
 L | tonda | tronca

*Double door handlesets*  
 "VITRUVIO" medium  
 rectangular escutcheon  
 L | round | cut



BR ottone grezzo verniciabile | *paintable untreated brass*

### ACV 954.xx

Coppia maniglie per porta  
 "VITRUVIO" medium  
 bocchetta rettangolare  
 L | tonda | sfera

*Double door handlesets*  
 "VITRUVIO" medium  
 rectangular escutcheon  
 L | round | sphere



BR ottone grezzo verniciabile | *paintable untreated brass*  
 CZ acciaio corten grezzo | *untreated corten steel*

### ACV 964.xx

Bocchetta copri cilindro a profilo  
 europeo

*Euro cylinder escutcheon plate*

# METALFORM

MASTERS OF METAL

**UNITED KINGDOM**

**METALFORM**

**NORWAYMETAL LTD**

53 Chelsea Manor Street

London, SW3 5RZ

**SALES@METALFORM.UK**

**+44 20 81298814**

**GERMANY**

**METALFORM GMBH**

Carl-Zeiss-Ring 15A

85737 Ismaning

**SALES@METALFORMGROUP.DE**

**+49 17663630406**

**NORWAY**

**METALFORM AS**

Brochmannsveien 2

1950 Rømskog

**SALG@METALFORM.NO**

**+47 401 62 446**

**METALFORMGROUP**

**SALES@METALFORMGROUP.COM**