

## VISS Fire

Brandschutz-Fassaden und Trennwände

## VISS Fire

Façades protection incendie et cloisons

## VISS Fire

Fire resistant façades and partition walls

Grafische Planungsdaten wie z.B. Anwendungsbeispiele, Konstruktionsdetails, Anschlüsse am Bau, die in unseren physischen oder elektronischen Dokumentationsunterlagen enthalten sind, sind schematische Darstellungen. Gleiches gilt für digitale Medien wie CAD Dateien oder BIM Modelle.

Sie sollen den ausführenden Metallbauer und/oder Fachplaner bei der Planung und Ausführung eines Projektes unterstützen. Sie sind im konkreten Anwendungsfall durch den ausführenden Metallbauer und/oder Fachplaner auf die Verwendbarkeit im konkreten betroffenen Projekt hinsichtlich rechtlichen/regulatorischen aber auch technischen objektspezifischen Anforderungen zu überprüfen und ggfs. eigenverantwortlich anzupassen.

Bei der Überprüfung, der spezifischen Planung und der Umsetzung sind die objektspezifischen Rahmenbedingungen (Material der Bausubstanz, Dimension des Einbauelements, Farbe, Exposition, Lasteinwirkung, etc.) sowie der geltende Stand der Technik einschliesslich aller anwendbaren Normen und technischen Richtlinien eigenverantwortlich zu beachten.

Falls das vorliegende Dokument Differenzen zur aktuellen deutschen Version (Artikel Nr. K1214212) aufweist, gilt in jedem Fall der deutsche Originaltext in der jeweils geltenden Fassung im Jansen Docu Center.

Alle Ausführungen dieser Dokumentation haben wir sorgfältig und nach bestem Wissen zusammengestellt. Wir können aber keine Verantwortung für die Benutzung der vermittelten Vorschläge und Daten übernehmen. Wir behalten uns technische Änderungen ohne Vorankündigung vor.

Les données de planification graphiques, comme les exemples d'application, détails de construction et raccordements au bâtiment, fournies dans notre documentation physique et numérique sont des représentations schématiques. Il en va de même pour les médias numériques comme les fichiers CAD ou modèles BIM.

Leur but est de faciliter la planification et réalisation d'un projet par les constructeurs métalliques et/ou concepteurs. Concrètement, elles doivent être vérifiées par le constructeur métallique et/ou le concepteur et, le cas échéant, modifiées de son propre chef pour s'assurer qu'elles concordent avec le projet concerné et qu'elles répondent aux exigences techniques spécifiques ainsi qu'aux dispositions légales et réglementaires.

Lors de la vérification, de la planification spécifique et de la mise en œuvre, il y a lieu de tenir compte des conditions spécifiques à l'objet (matériaux du bâtiment, dimension de l'élément d'insert, couleur, exposition, effet de charge, etc.) ainsi que de l'état actuel de la technique, y compris toutes les normes et directives techniques applicables.

En cas de divergence entre le présent document et la version allemande (no d'article K1214212), c'est dans tous les cas le texte original allemand qui prévaut dans sa version actuelle disponible dans le Jansen Docu Center.

Nous avons apporté le plus grand soin à l'élaboration de cette documentation. Cependant, nous déclinons toute responsabilité pour l'utilisation faite de nos propositions et de nos données.

Nous nous réservons le droit de procéder à des modifications techniques sans préavis.

Graphical planning data such as application examples, construction details, connections on site that are contained in our physical or electronic documentation components are schematic representations. The same applies to digital media such as CAD files or BIM models.

They are intended to support the metal worker and/or design engineer in planning and executing projects. In the specific case of application they are to be checked by the metal worker and/or design engineer in terms of their usability in the specific project concerned with regard to legal/regulatory and technical property-specific requirements and adjusted if necessary at the latter's own responsibility.

The property-specific underlying conditions (construction material, dimensions of installation element, colour, exposure, load effect etc.) and current state of the art including all applicable norms and technical guidelines are to be taken into consideration at the metal worker and/or design engineer's own responsibility during the review, specific planning and implementation.

If there are any differences between this document and the current German version (item number K1214212), the latest version of the original German text in the Jansen Docu Center shall prevail.

All the information contained in this documentation is given to the best of our knowledge and ability. However, we decline all responsibility for the use made of these suggestions and data.

We reserve the right to effect technical modifications without prior warning.

---

<b>VISS Fire EI30 Fassade</b>	<b>VISS Fire EI30 façade</b>	<b>VISS Fire EI30 façade</b>	<b>2</b>
-------------------------------	------------------------------	------------------------------	----------

---

<b>VISS Fire</b>	<b>VISS Fire</b>	<b>VISS Fire</b>	<b>77</b>
------------------	------------------	------------------	-----------

---

<b>VISS Fire DV</b>	<b>VISS Fire DV</b>	<b>VISS Fire DV</b>	<b>119</b>
---------------------	---------------------	---------------------	------------

---

VISS Fire EI30 Fassade/Trennwand  
VISS Fire EI30 façade/cloison  
VISS Fire EI30 façade/partition wall

---



---

**Systemübersicht**

Merkmale  
Zulassungen  
Typenübersicht

**Sommaire du système**

Caractéristiques  
Homologations  
Sommaire des types

**Summary of system**

Characteristics  
Authorisations  
Summary of types

**4**

---

**Profilsortiment**

Profile 50 und 60 mm  
Deckprofile 50 und 60 mm

**Assortiment de profilé**

Profilés 50 et 60 mm  
Profilés de recouvrement 50 et 60 mm

**Range of profiles**

Profiles 50 and 60 mm  
Cover sections 50 and 60 mm

**14**

---

**Konstruktions-Hinweise**

Konstruktionsdetails  
Schnittpunkte  
Konstruktionsdetails  
Anschlüsse am Bau

**Consignes de construction**

Détails de construction  
Coupes de détails  
Détails de construction  
Raccordement au mur

**Construction instructions**

Construction details  
Section details  
Construction details  
Attachment to structure

**21**

---

**Systemhinweise****Remarque concernant les systèmes****System instructions****67**

Alle Ausführungen dieser Dokumentation haben wir sorgfältig und nach bestem Wissen zusammengestellt. Wir können aber keine Verantwortung für die Benützung der vermittelten Vorschläge und Daten übernehmen. Wir behalten uns technische Änderungen ohne Vorankündigung vor.

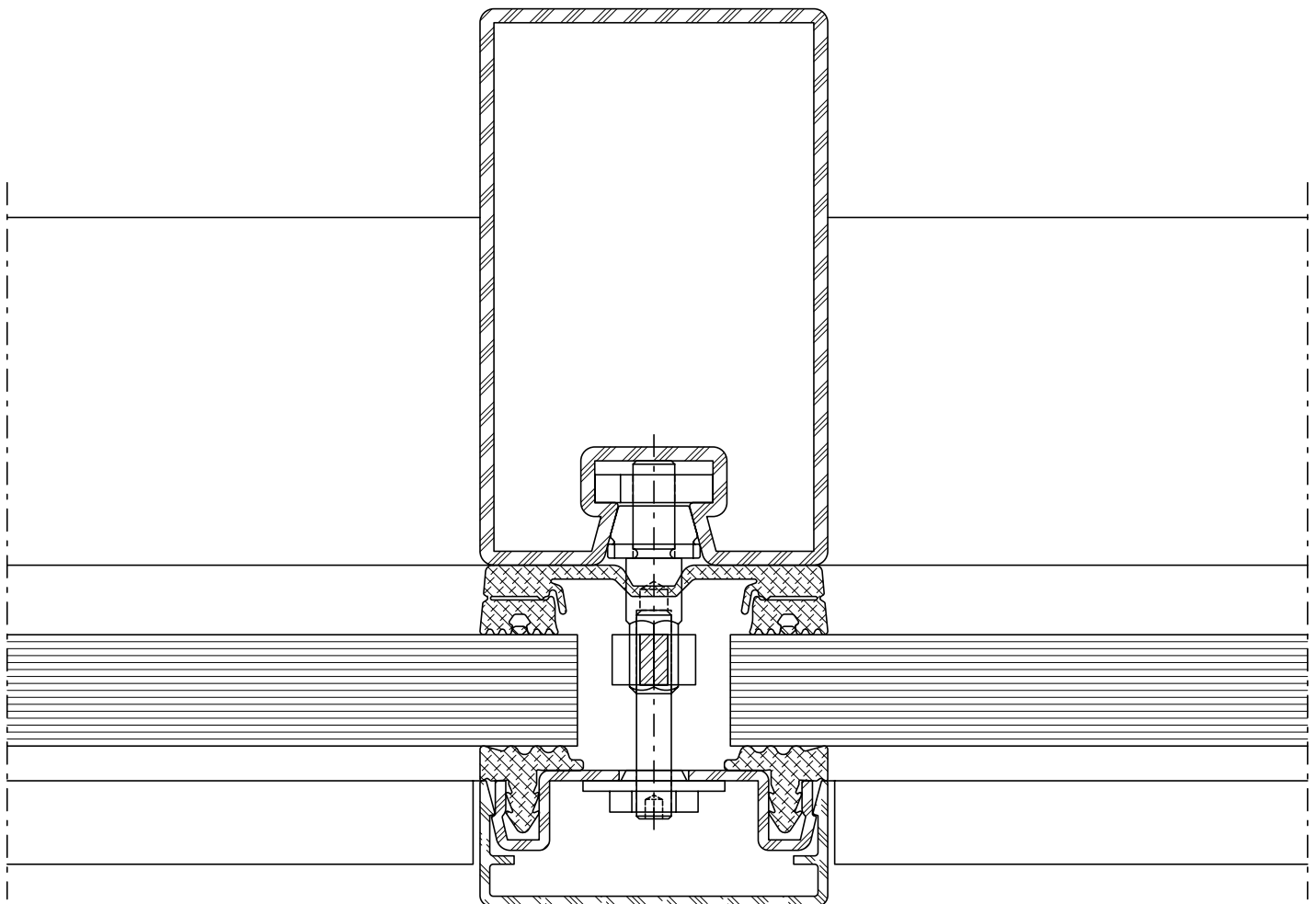
Nous avons apporté le plus grand soin à l'élaboration de cette documentation. Cependant, nous déclinons toute responsabilité pour l'utilisation faite de nos propositions et de nos données. Nous nous réservons le droit de procéder à des modifications techniques sans préavis.

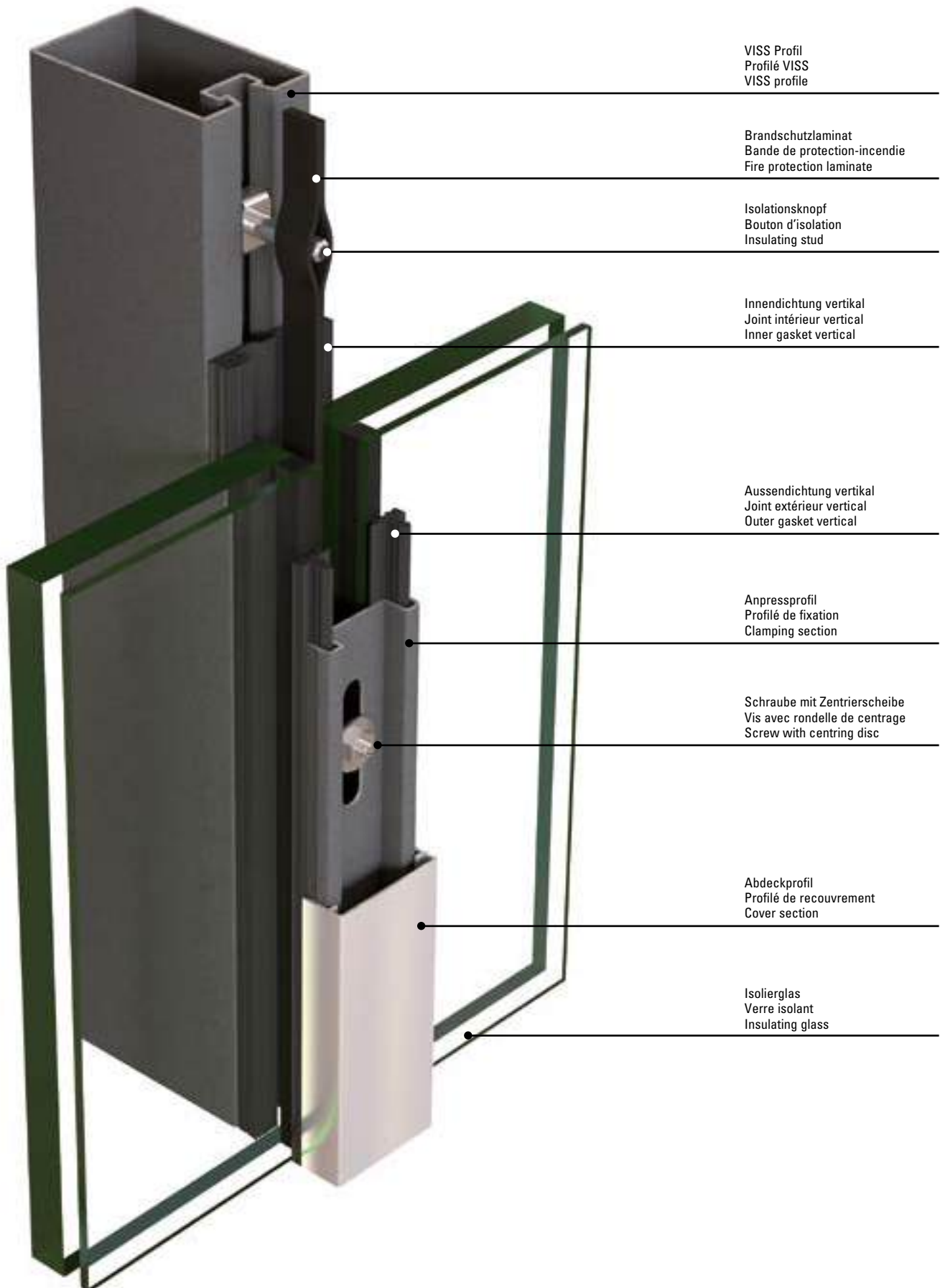
All the information contained in this documentation is given to the best of our knowledge and ability. However, we decline all responsibility for the use made of these suggestions and data. We reserve the right to effect technical modifications without prior warning.

**Merkmale**  
**Caractéristiques**  
**Characteristics**

VISS Fire EI30 Fassade/Trennwand  
VISS Fire EI30 façade/cloison  
VISS Fire EI30 façade/partition wall

- CE-Kennzeichnung nach EN 13830
  - $U_{CW}$  eingebaut, Werte bis  $0.96 \text{ W/m}^2\text{K}$
  - Ansichtsbreiten 50 und 60 mm
  - Füllelementstärken 15 bis 70 mm
  - Standardprofile ab Lager mit  $I_x$  Werten bis  $2041 \text{ cm}^4$
  - Füllelementgewichte bis 1800 kg
  - Zulassungen/Prüfungen EI30
- Marquage CE selon EN 13830
  - Valeurs  $U_{CW}$  (monté) jusqu'à  $0.96 \text{ W/m}^2\text{K}$
  - LMasse vue 50 et 60 mm
  - Éléments de remplissage de 15 à 70 mm d'épaisseur
  - Profilés standard disponibles sur stock avec valeurs  $I_x$  jusqu'à  $2041 \text{ cm}^4$
  - Poids de remplissage jusqu'à 1800 kg
  - Homologations/Essais EI30
- CE marking in accordance with EN 13830
  - $U_{CW}$  installed, values to  $0.96 \text{ W/m}^2\text{K}$
  - 50 and 60 mm face widths
  - Infill panel thicknesses of 15 to 70 mm
  - Standard profiles from stock with  $I_x$  values to  $2041 \text{ cm}^4$
  - Infill unit weights up to 1800 kg
  - Authorisations/Tests EI30





**VISS Fire**

**Produktnorm Vorhangfassade EN 13830**  
 Luftdurchlässigkeit (EN 12152) AE  
 Schlagregendichtheit (EN 12154) RE 1200  
 Widerstandsfähigkeit bei Windlast (EN 13116)  
 zulässige Last 2000 Pa  
 erhöhte Last 3000 Pa  
 Stossfestigkeit (EN 14019) I5/E5  
 Prüfbericht 108 28793,  
 Gutachten 155 28793 und  
 Klassifizierungsbericht 100 28793,  
 ift DE-Rosenheim

**Luftschalldämmung**  
 nach EN ISO 140-3 (1993) und  
 ISO/DIS 717-1 (1993), DIN 52210:  
 $R_w = 42$  dB (bei Füllelementwert  
 mind.  $R_w = 42$  dB)  
 Gutachtliche Stellungnahme vom  
 13.9.1996 der EMPA, Dübendorf/CH  
**Luftschalldämmung F90**  
 nach EN ISO 140-3 (1993) und  
 ISO/DIS 717-1 (1993), DIN 52210:  
 $R_w (C;C_{tr}) = 44 (-1;-4)$  dB  
 $R_w (C;C_{tr}) = 46 (-2;-5)$  dB  
 $R_w (C;C_{tr}) = 47 (-1;-5)$  dB  
 Prüfbericht 161 28310/1.0.0  
 vom 30. 6. 2004

**CWCT-Test**  
 Luftdurchlässigkeit: Druck 600 Pa PASS  
 Wasserdichtheit statisch:  
 Druck 600 Pa PASS  
 Wasserdichtheit dynamisch PASS  
 Windlast:  
 Sicherheit 3600 Pa PASS  
 Gebrauchstauglichkeit 2400 Pa PASS  
 Schlauchtest PASS  
 Certificate Number 04/32, January 2004  
 Centre for Window and Cladding  
 Technology, Wintech Engineering Ltd.,  
 GB-Telford

**VISS Fire**

**Norme de produit façade rideau EN 13830**  
 Perméabilité à l'air (EN 12152) AE  
 Etanchéité à la pluie battante (EN 12154)  
 RE 1200  
 Résistance à la charge du vent (EN 13116)  
 Charge admissible 2000 pa  
 Charge élevée 3000 Pa  
 Résistance aux chocs (EN 14019) I5/E5  
 Rapport d'essai 108 28793,  
 expertise 155 28793 et rapport de  
 classification 100 28793,  
 ift DE-Rosenheim

**Isolement contre les sons aériens**  
 selon EN ISO 140-3 (1993) et  
 ISO/DIS 717-1 (1993), DIN 52210:  
 $R_w = 42$  dB (avec valeur du  
 remplissage min.  $R_w = 42$  dB)  
 Expertise de l'EMPA Dübendorf/CH  
 du 13.9.1996  
**Isolement contre les sons aériens F90**  
 selon EN ISO 140-3 (1993) et  
 ISO/DIS 717-1 (1993), DIN 52210:  
 $R_w (C;C_{tr}) = 44 (-1;-4)$  dB  
 $R_w (C;C_{tr}) = 46 (-2;-5)$  dB  
 $R_w (C;C_{tr}) = 47 (-1;-5)$  dB  
 Rapport d'essai 161 28310/1.0.0  
 du 30. 6. 2004

**CWCT-Test**  
 Perméabilité à l'air: Pression 600 Pa PASS  
 Etanchéité à l'eau statique:  
 Pression 600 Pa PASS  
 Etanchéité à l'eau dynamique: PASS  
 Résistance au vent:  
 Sécurité 3600 Pa PASS  
 Aptitude à l'usage 2400 Pa PASS  
 Essai au tuyau PASS  
 Certificate Number 04/32, January 2004  
 Centre for Window and Cladding  
 Technology, Wintech Engineering Ltd.,  
 GB-Telford

**VISS Fire**

**Product approval curtain walls EN 13830**  
 Air permeability (EN 12152) AE  
 Resistance to driving rain (EN 12154)  
 RE 1200  
 Resistance to wind loads (EN 13116)  
 Permissible load 2000 Pa  
 Increased load 3000 Pa  
 Impact streng (EN 14019) I5/E5  
 Test report 108 28793,  
 appraisal report 155 28793 and  
 classification report 100 28793  
 ift DE-Rosenheim

**Insulation against airborne noise**  
 according to EN ISO 140-3 (1993)  
 and ISO/DIS 717-1 (1993), DIN 52210:  
 $R_w = 42$  dB (with glass/infill panel min.  
 $R_w = 42$  dB)  
 Expertise dated 13.9.1996 by  
 EMPA Dübendorf/CH  
**Insulation against airborne noise F90**  
 according to EN ISO 140-3 (1993)  
 and ISO/DIS 717-1 (1993), DIN 52210:  
 $R_w (C;C_{tr}) = 44 (-1;-4)$  dB  
 $R_w (C;C_{tr}) = 46 (-2;-5)$  dB  
 $R_w (C;C_{tr}) = 47 (-1;-5)$  dB  
 Test report 161 28310/1.0.0  
 dated 30. 6. 2004

**CWCT-Test**  
 Air permeability: Pressure 600 Pa PASS  
 Watertightness static:  
 Pressure 600 Pa PASS  
 Watertightness dynamic: PASS  
 Wind resistance:  
 Safety 3600 Pa PASS  
 Serviceability 2400 Pa PASS  
 Hose test PASS  
 Certificate Number 04/32, January 2004  
 Centre for Window and Cladding  
 Technology, Wintech Engineering Ltd.,  
 GB-Telford

**VISS Fire**  
**Brandschutzverglasung Klasse EI30**

**VISS Fire**  
**Vitrage coupe feu Classe EI30**

**VISS Fire**  
**Fire protection glazing Class EI30**

**EU:** Klassifizierungsbericht  
Nr.: 19-002117-PR02, ift  
DE-Rosenheim)

**EU:** Rapport de classification  
No.: 19-002117-PR02, ift  
DE-Rosenheim)

**EU:** Classification report  
Nr.: 19-002117-PR02, ift  
DE-Rosenheim)

**CH:** Aussenwände, nicht tragend  
VKF Anerkennung Nr. 30997  
Verglasung vertikal  
VKF Anerkennung Nr. 31000

**CH:** Aussenwände, nicht tragend  
VKF Anerkennung Nr. 30997  
Verglasung vertikal  
VKF Anerkennung Nr. 31000

**CH:** Aussenwände, nicht tragend  
VKF Anerkennung Nr. 30997  
Verglasung vertikal  
VKF Anerkennung Nr. 31000

**AT:** Klassifizierungsbericht  
Nr. 10030827, Rev. 1

**AT:** Rapport de classification  
Nr. 10030827, Rev. 1

**AT:** Classification report  
Nr. 10030827, Rev. 1

**FR:** Procès Verbal de Classement  
no EFR-19-002265

**FR:** Procès Verbal de Classement  
no EFR-19-002265

**FR:** Procès Verbal de Classement  
no EFR-19-002265

Die landesspezifischen  
Brandschutz-Zulassungen bzw.  
deren Bestimmungen und  
Vorschriften sind zu beachten.  
(Trennwand)

Les certificats de protection  
incendie spécifiques au pays,  
leurs dispositions et leurs  
prescriptions doivent être respectés.  
(Cloison)

Fire-protection approvals or  
applicable national regulations  
and determinations must be  
observed.  
(Partition wall)

**Brandschutzglas**  
**AGC**

**Verre coupe-feu**  
**AGC**

**Fire resistant glass**  
**AGC**

Glastyp Type de verre Glass type	Stärke Épaisseur Thickness	Max. Glasabmessungen Hochformat Max. dimensions de verre Format Portrait Max. glass dimensions Portrait		Max. Glasabmessungen Querformat Max. dimensions de verre Format Paysage Max. glass dimensions Landscape		Max. Zwischenabmessungen Dimensions intermédiaires max. Max. intermediate dimensions	
		Kantenlänge Longueur d'arête Edge length (BxH)	Fläche Surface Area	Kantenlänge Longueur d'arête Edge length (BxH)	Fläche Surface Area	Kantenlänge Longueur d'arête Edge length (BxH)	Fläche Surface Area
Pyrobel 16*	≤ 70 mm	1650 x 3146 mm	4.72 m <sup>2</sup>	2860 x 1375 mm	3.58 m <sup>2</sup>	2860 x 3146 mm	4.15 m <sup>2</sup>
Pyrobel 16EG*							
Pyrobel 16EG2*							
Pyrobel 16 IGU*							
Pyrobel 16 EG IGU*							
Pyrobel 16EG2 IGU*							

max. Anzahl der VSG-Folien\*: 4x0.38 mm

max. Dichte Polycarbonat\*: 1.52 mm

\* Die Schichten können an jeder Position in der Gegenscheibe sein.

Alternative Formen:

Von den rechtwinkligen Glasabmessungen abweichende Formen sind zulässig, sofern die Form innerhalb der max. Fläche der oben erwähnten Abmessungen liegt und die weiteren Bedingungen gemäss Klassifizierungsbericht eingehalten werden.

Nombre max. de feuilles VSG\*: 4x0.38 mm

Densité max. polycarbonate\*: 1.52 mm

\* Les couches peuvent se trouver à toutes les positions dans le verre.

Formes alternatives:

les formes différentes des dimensions rectangulaires sont admissibles si elles se trouvent dans la plage maximale des dimensions indiquées plus haut et si les autres conditions définies par le rapport de classement sont remplies.

Max. number of LSG foils\*: 4x0.38 mm

Max. thickness of polycarbonate\*: 1.52 mm

\* The layers can be at any position in the glass.

Alternative shapes:

Shapes which deviate from the rectangular glass dimensions are permissible provided that the shape is within the maximum area of the abovementioned dimensions and the other conditions of the classification report are met.

Brandschutzglas  
Pilkington

Verre coupe-feu  
Pilkington

Fire resistant glass  
Pilkington

Glastyp Type de verre Glass type	Stärke Épaisseur Thickness	Max. Glasabmessungen Hochformat Max. dimensions de verre Format Portrait Max. glass dimensions Portrait		Max. Glasabmessungen Querformat Max. dimensions de verre Format Paysage Max. glass dimensions Landscape		Max. Zwischenabmessungen Dimensions intermédiaires max. Max. intermediate dimensions	
		Kantenlänge Longueur d'arête Edge length (BxH)	Fläche Surface Area	Kantenlänge Longueur d'arête Edge length (BxH)	Fläche Surface Area	Kantenlänge Longueur d'arête Edge length (BxH)	Fläche Surface Area
Pyrostop 30-10, Pyrostop 30-12	≥ 15 mm	1400 x 2500 mm	3.50 m <sup>2</sup>	2500 x 1400 mm	3.50 m <sup>2</sup>	-	-
Pyrostop 30-22*	≥ 20 mm	1540 x 3000 mm	4.62 m <sup>2</sup>	3000 x 1540 mm	4.62 m <sup>2</sup>	1600 x 3000 mm 3000 x 1600 mm	4.62 m <sup>2</sup>
Pyrostop 30-17*, Pyrostop 30-18*	≤ 70 mm	1540 x 3000 mm	4.62 m <sup>2</sup>	3000 x 1540 mm	4.62 m <sup>2</sup>	3000 x 3000 mm**	4.62 m <sup>2</sup>
Pyrostop 30-20*							
Pyrostop 30-25*, Pyrostop 30-26*							
Pyrostop 30-27*, Pyrostop 30-28*							
Pyrostop 30-35*, Pyrostop 30-36*							
Pyrostop 30-37*, Pyrostop 30-38*							
Pyrostop 30-17 Triple*							
Pyrostop 30-18 Triple*							
Pyrostop 30-25 Triple* Pyrostop 30-26 Triple*							
Pyrostop 30-27 Triple* Pyrostop 30-28 Triple*							
Pyrostop 30-35 Triple* Pyrostop 30-36 Triple*							
Pyrostop 30-37 Triple* Pyrostop 30-38 Triple*							

max. Anzahl der VSG-Folien\*: 4x0.38 mm

\* Die Schichten können an jeder Position in der Gegenscheibe sein.

Alternative Formen: Von den rechtwinkligen Glasabmessungen abweichende Formen sind zulässig, sofern die Form innerhalb der max. Fläche der oben erwähnten Abmessungen liegt und die weiteren Bedingungen gemäss Klassifizierungsbericht eingehalten werden.

Nombre max. de feuilles VSG\*: 4x0.38 mm

\* Les couches peuvent se trouver à toutes les positions dans le verre.

Formes alternatives: les formes différentes des dimensions rectangulaires sont admissibles si elles se trouvent dans la plage maximale des dimensions indiquées plus haut et si les autres conditions définies par le rapport de classement sont remplies.

Max. number of LSG foils\*: 4x0.38 mm

\* The layers can be at any position in the glass.

Alternative shapes:

Shapes which deviate from the rectangular glass dimensions are permissible provided that the shape is within the maximum area of the abovementioned dimensions and the other conditions of the classification report are met.

\*\* auf Anfrage / sur demande / on request

**Zulassungen/Prüfungen**  
**Homologations/Essais**  
**Authorisations/Tests**

VISS Fire EI30 Fassade/Trennwand  
 VISS Fire EI30 façade/cloison  
 VISS Fire EI30 façade/partition wall

**Brandschutzglas**  
**Vetrotech Saint-Gobain**

**Verre coupe-feu**  
**Vetrotech Saint-Gobain**

**Fire resistant glass**  
**Vetrotech Saint-Gobain**

Glastyp Type de verre Glass type	Stärke Épaisseur Thickness	Max. Glasabmessungen Hochformat Max. dimensions de verre Format Portrait Max. glass dimensions Portrait		Max. Glasabmessungen Querformat Max. dimensions de verre Format Paysage Max. glass dimensions Landscape		Max. Zwischenabmessungen Dimensions intermédiaires max. Max. intermediate dimensions	
		Kantenlänge Longueur d'arête Edge length (BxH)	Fläche Surface Area	Kantenlänge Longueur d'arête Edge length (BxH)	Fläche Surface Area	Kantenlänge Longueur d'arête Edge length (BxH)	Fläche Surface Area
EN 14449 Brandschutz-Sicherheitsglas Verre de sécurité résistant au feu Fire resistant safety glass CONTRAFLAM 30 CONTRAFLAM 30-2	≥ 16 mm ≥ 30 mm	1500 x 3356 mm 2700 x 4600 mm	5.03 m <sup>2</sup> 12.42 m <sup>2</sup>	3270 x 1500 mm -	4.91 m <sup>2</sup> -	3270 x 3356 mm -	4.97 m <sup>2</sup> -
EN 1279 2-fach/3-fach Brandschutz-Isolierglas Double/triple vitrage isolant résistant au feu Double/triple insulating glass unit CONTRAFLAM 30 IGU*: CONTRAFLAM 30 CLIMALIT (2-fach / double / double) CONTRAFLAM 30 CLIMAPLUS (2-fach / double / double) CONTRAFLAM 30 CLIMATOP (3-fach / triple / triple)	≤ 70 mm	1500 x 3356 mm	5.03 m <sup>2</sup>	3270 x 1500 mm	4.91 m <sup>2</sup>	3270 x 3356 mm	4.97 m <sup>2</sup>
<p>max. Anzahl der VSG-Folien*: 8x0.38 mm            Alternative Formen:            Von den rechteckigen Glasabmessungen abweichende Formen sind zulässig, sofern die Form innerhalb der max. Fläche der oben erwähnten Abmessungen liegt und die weiteren Bedingungen gemäss Klassifizierungsbericht eingehalten werden.</p> <p>Nombre max. de feuilles VSG*: 8x0.38 mm            Formes alternatives:            les formes différentes des dimensions rectangulaires sont admissibles si elles se trouvent dans la plage maximale des dimensions indiquées plus haut et si les autres conditions définies par le rapport de classement sont remplies.</p> <p>Max. number of LSG foils*: 8x0.38 mm            Alternative shapes:            Shapes which deviate from the rectangular glass dimensions are permissible provided that the shape is within the maximum area of the abovementioned dimensions and the other conditions of the classification report are met.</p>							

**\* Multifunktionen/multifonctions/multifunctions**

PLANITHERM Wärmeschutz / isolation thermique / thermal insulation  
 COOL-LITE Sonnenschutz / contrôle solaire / solar control  
 STADIP SILENCE Schallschutz / affaiblissement acoustique / sound reduction  
 SECURIT ALARM Alarm Glas / verre connecté à l'alarme / alarm glass  
 EMS STADIP reduziert elektromagnetische Strahlung / réduire le rayonnement électromagnétique / reduce of electromagnetic radiation



SUPERCONTRYX	Röntgenschutz / protection contre les rayons X / X-ray protection
THERMOVIT	Heizglas / verre chauffant / heated glass
STADIP COLOR	farbige Folien / films de couleur / colored foils
BIOCLEAN	selbstreinigend / autonettoyant / self-cleaning
PRIVA-LITE	schaltbar transparent-opak / occultation commandée / switchable transparent-opaque
SCREEN	integrierte Jalousien / stores intégrés / integrated blinds
DIAMANT	extra weißes Glas / verre extra-clair / extra clear glass
MIRASTAR	Spionspiegel / verre chromé / spy glass
EMALIT	emalliertes Glas / verre émaillé / enameled glass
SERALIT	siebbedrucktes Glas / verre sérigraphié / screen printed glass
PICTUREIT	Digitaldruck / impression digitale / digital printing
PARSOL	eingefärbtes Glas / verre teinté dans la masse / body tinted glass
SATINOVO	mattiertes Glas / verre maté / matt glass
DECOR	Ornamentglas / verre imprimé / patterned glass
PROTECT	Sicherheitsglas / verre de sécurité résistant l'attaque manuelle / safety glass (EN 356 P1A-P5A)
VETROGARD	Sicherheitsglas / verre de sécurité résistant l'attaque manuelle / safety glass (EN 356 P6B)

**Brandschutzglas**  
**Schüco**

**Verre coupe-feu**  
**Schüco**

**Fire resistant glass**  
**Schüco**

Glastyp Type de verre Glass type	Stärke Épaisseur Thickness	Max. Glasabmessungen Hochformat Max. dimensions de verre Format Portrait Max. glass dimensions Portrait		Max. Glasabmessungen Querformat Max. dimensions de verre Format Paysage Max. glass dimensions Landscape		Max. Zwischenabmessungen Dimensions intermédiaires max. Max. intermediate dimensions	
		Kantenlänge Longueur d'arête Edge length (BxH)	Fläche Surface Area	Kantenlänge Longueur d'arête Edge length (BxH)	Fläche Surface Area	Kantenlänge Longueur d'arête Edge length (BxH)	Fläche Surface Area
SchücoFlam 30 C*	≤ 70 mm	1500 x 3356 mm	5.03 m <sup>2</sup>	3270 x 1500 mm	4.91 m <sup>2</sup>	3270 x 3356 mm	4.97 m <sup>2</sup>
SchücoFlam 30 ISO-C*							
SchücoFlam 30 ISO-3 C*							

max. Anzahl der VSG-Folien\*: 8x0.38 mm

\* Die Schichten können an jeder Position in der Gegenscheibe sein.

Alternative Formen: Von den rechteckigen Glasabmessungen abweichende Formen sind zulässig, sofern die Form innerhalb der max. Fläche der oben erwähnten Abmessungen liegt und die weiteren Bedingungen gemäss Klassifizierungsbericht eingehalten werden.

Nombre max. de feuilles VSG\*: 8x0.38 mm

\* Les couches peuvent se trouver à toutes les positions dans le verre.

Formes alternatives:

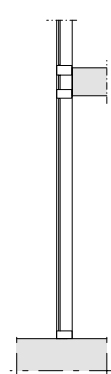
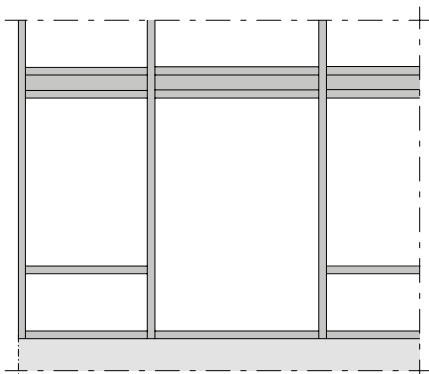

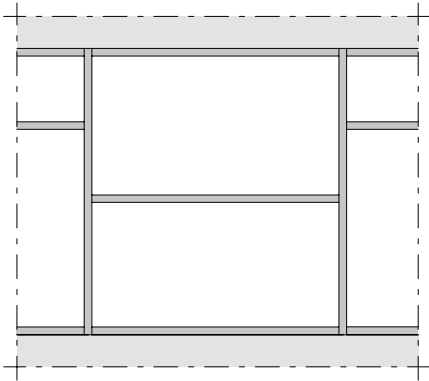

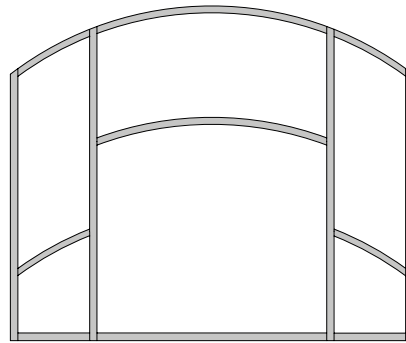
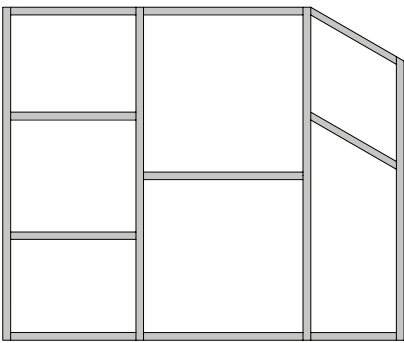
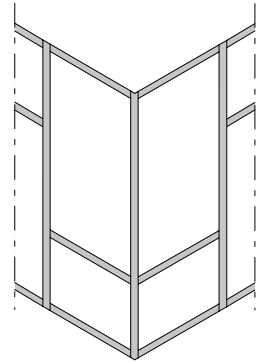
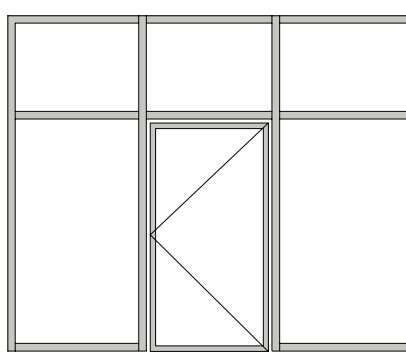

les formes différentes des dimensions rectangulaires sont admissibles si elles se trouvent dans la plage maximale des dimensions indiquées plus haut et si les autres conditions définies par le rapport de classement sont remplies.

Max. number of LSG foils\*: 8x0.38 mm

\* The layers can be at any position in the glass.

Alternative shapes:

Shapes which deviate from the rectangular glass dimensions are permissible provided that the shape is within the maximum area of the abovementioned dimensions and the other conditions of the classification report are met.



## Jansen Docu Center

Die Plattform zum effizienten Arbeiten mit Jansen Dokumentationen. Im Jansen Docu Center stehen alle Produktinformationen jederzeit digital in der aktuellsten Version zur Verfügung: von Architekten-Informationen über Bestell- und Fertigungskatalogen bis hin zu Anleitungen und Prospekten sowie Videos.

Die Inhalte können einfach und schnell aufgerufen werden. Ein für den Anwender komfortables papierloses Arbeiten, das zahlreiche Vorteile bietet.

## Jansen Docu Center

La plate-forme pour travailler efficacement avec les documentations Jansen. Le Jansen Docu Center met à votre disposition les informations sur les produits, en format numérique et dans une version actualisée: des catalogues de commande et de fabrication aux instructions et prospectus, en passant par les informations destinées aux architectes et vidéos.

Les contenus sont facilement et rapidement accessibles. Une manière de travailler confortable et offrant de nombreux avantages.

## Jansen Docu Center

The platform for working efficiently with Jansen documentation. The latest version of all the product information is available digitally at any time in the Jansen Docu Center – from order and fabrication manuals to architect information, instructions and brochures and videos.

The content can be retrieved quickly and easily. The user can work conveniently without paper, which has numerous benefits.

## Download CAD Daten

**DXF**

**DWG**

Sie können die Zeichnungen in den Formaten DXF und/oder DWG herunterladen. Klicken Sie auf das entsprechende Icon und der Download erfolgt.

Die Hinweise «Artikelbibliothek/Türbeschläge/Fensterbeschläge» bedeuten, dass Sie mit einem Klick die gesamte Artikelbibliothek des entsprechenden Systems herunterladen (Profile, Beschläge, Glasleisten, Zubehör etc.).

## Info und Beratung

Gerne beraten wir Sie persönlich und stehen Ihnen bei Fragen zur Verfügung. Bitte schreiben Sie uns Ihre Anliegen an: [info@jansen.com](mailto:info@jansen.com)

## Télécharger fichiers DAO

**DXF**

**DWG**

Vous pouvez télécharger les dessins aux formats DXF et/ou DWG. Cliquez sur l'icône correspondante et le téléchargement s'effectuera.

Les indications «Bibliothèque des articles/Ferures de porte/Ferrures de fenêtres» signifie que vous téléchargez la totalité de la bibliothèque des articles du système donné (profilés, ferrures, parcloles, accessoires etc.).

## Info et conseils

Nous vous conseillerons volontiers individuellement et sommes à votre disposition si vous avez des questions à poser. Veuillez nous envoyer votre requête à: [info@jansen.com](mailto:info@jansen.com)

## Download CAD files

**DXF**

**DWG**

You can download the drawings in DXF and/or DWG format. Click on the relevant icon to begin the download.

The items «Article library/Door fittings/Window fittings» means that you download the entire article library for the corresponding system with one click (profiles, fittings, glazing beads, accessories etc.).

## Information and advice

We would be delighted to provide you with advice in person and are available to answer any questions you may have. Please write to us with your queries at: [info@jansen.com](mailto:info@jansen.com)

Profile 50 mm (Masstab 1:3)

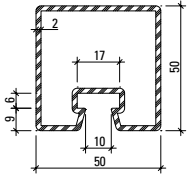
Profils 50 mm (échelle 1:3)

Profiles 50 mm (scale 1:3)

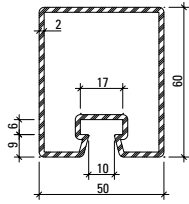
VISS Fire EI30 Fassade/Trennwand

VISS Fire EI30 façade/cloison

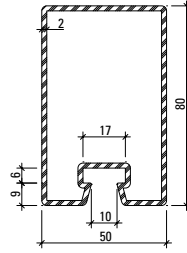
VISS Fire EI30 façade/partition wall



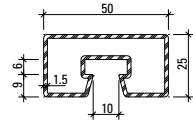
**76.694**  
**76.694 Z**



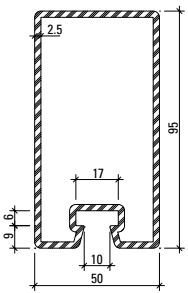
**76.671**  
**76.671 Z**



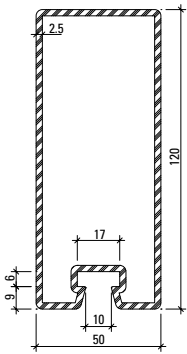
**76.696**  
**76.696 Z**



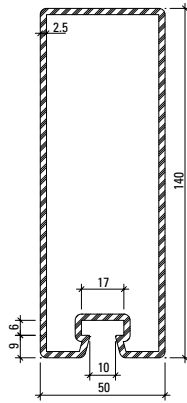
**76.682** 1,2



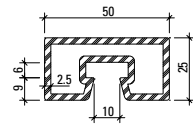
**76.697**  
**76.697 Z**



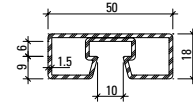
**76.679**  
**76.679 Z**



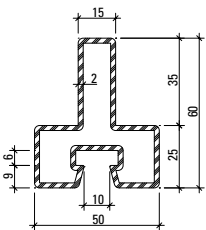
**76.666**  
**76.666 Z**



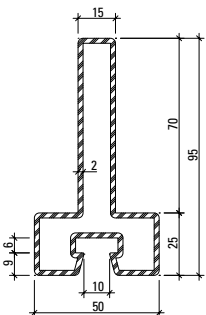
**76.680** 1,2



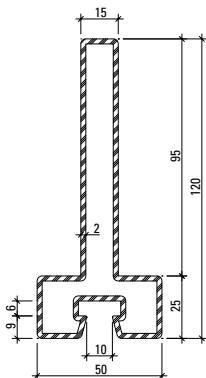
**76.692** 1,2



**76.114**



**76.115**



**76.116**

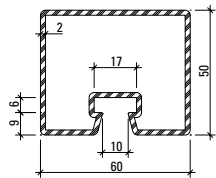
1 Nur zusammengesetzte Profile  
Uniquement profilés assemblés  
Only assembled profiles

2 Nur für Anschlüsse an Janisol  
Uniquement pour raccordements à Janisol  
Only for attachments to Janisol

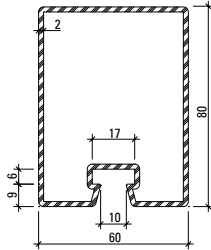
Profil-Nr.	G kg/m	F cm <sup>2</sup>	I <sub>x</sub> cm <sup>4</sup>	W <sub>x</sub> cm <sup>3</sup>	I <sub>y</sub> cm <sup>4</sup>	W <sub>y</sub> cm <sup>3</sup>	U m <sup>2</sup> /m	L mm
<b>76.666</b>	7,910	10,1	241,3	32,3	43,7	17,5	0,412	6500
<b>76.671</b>	3,860	4,9	23,3	7,2	17,3	6,9	0,260	6500
<b>76.679</b>	7,120	9,1	162,2	25,2	37,9	15,2	0,373	6500
<b>76.680</b>	3,390	4,3	3,2	2,4	11,1	4,4	0,182	6100
<b>76.682</b>	2,120	2,7	2,2	1,7	7,2	2,9	0,190	6000
<b>76.692</b>	1,900	2,5	0,9	1,0	5,9	2,4	0,176	6000
<b>76.694</b>	3,500	4,5	14,7	5,6	15,0	6,0	0,240	6500
<b>76.696</b>	4,450	5,7	47,6	11,1	21,9	8,8	0,300	6500
<b>76.697</b>	6,100	7,9	90,2	17,6	31,0	12,4	0,330	6500
<b>76.114</b>	3,820	4,9	15,4	4,1	9,8	3,9	0,251	6000
<b>76.115</b>	4,920	6,3	54,8	9,3	10,4	4,2	0,321	6000
<b>76.116</b>	5,710	7,3	105,0	14,3	10,8	4,3	0,371	6000

**Profile 60 mm (Massstab 1:3)**  
**Profils 60 mm (échelle 1:3)**  
**Profiles 60 mm (scale 1:3)**

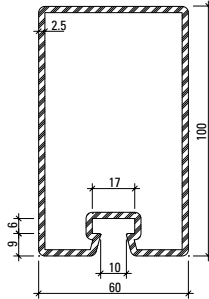
VISS Fire EI30 Fassade/Trennwand  
 VISS Fire EI30 façade/cloison  
 VISS Fire EI30 façade/partition wall



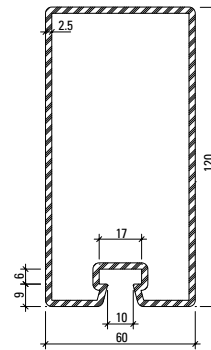
**76.695**  
**76.695 Z**



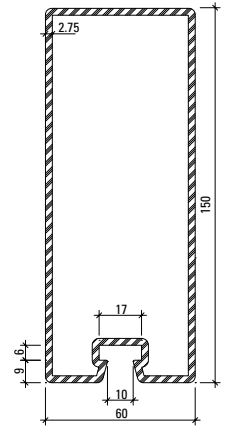
**76.678**  
**76.678 Z**



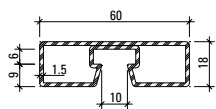
**76.684**  
**76.684 Z**



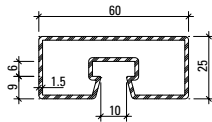
**76.698**  
**76.698 Z**



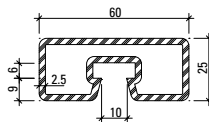
**76.667**  
**76.667 Z**



**76.693** <sup>1,2</sup>



**76.683** <sup>1,2</sup>



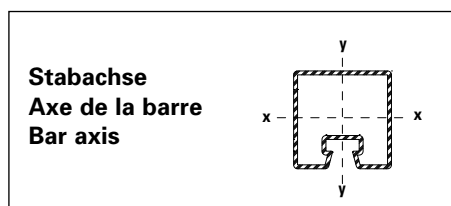
**76.681** <sup>1</sup>

1 Nur zusammengesetzte Profile  
 Uniquement profilés assemblés  
 Only assembled profiles

2 Nur für Anschlüsse an Janisol  
 Uniquement pour raccordements à Janisol  
 Only for attachments to Janisol

Artikelbibliothek  
 Bibliothèque des articles  
 Article library

**DXF** **DWG**



Profil-Nr.	G kg/m	F cm <sup>2</sup>	I <sub>x</sub> cm <sup>4</sup>	W <sub>x</sub> cm <sup>3</sup>	I <sub>y</sub> cm <sup>4</sup>	W <sub>y</sub> cm <sup>3</sup>	U m <sup>2</sup> /m	L mm
<b>76.667</b>	9,530	12,1	342,8	43,0	75,1	25,0	0,452	6500
<b>76.678</b>	4,800	6,1	53,9	12,6	32,8	11,0	0,320	6500
<b>76.681</b>	3,790	4,8	3,8	2,9	17,3	5,8	0,202	6100
<b>76.683</b>	2,360	3,0	2,6	2,0	11,1	3,7	0,210	6000
<b>76.684</b>	6,730	8,6	114,1	21,3	48,3	16,1	0,352	6500
<b>76.693</b>	2,140	2,8	1,3	1,3	9,3	3,1	0,196	6000
<b>76.695</b>	3,800	4,9	17,2	6,5	22,9	7,6	0,260	6500
<b>76.698</b>	7,500	9,7	179,6	28,0	56,6	18,9	0,400	6500

Profile 60 mm (Massstab 1:3)

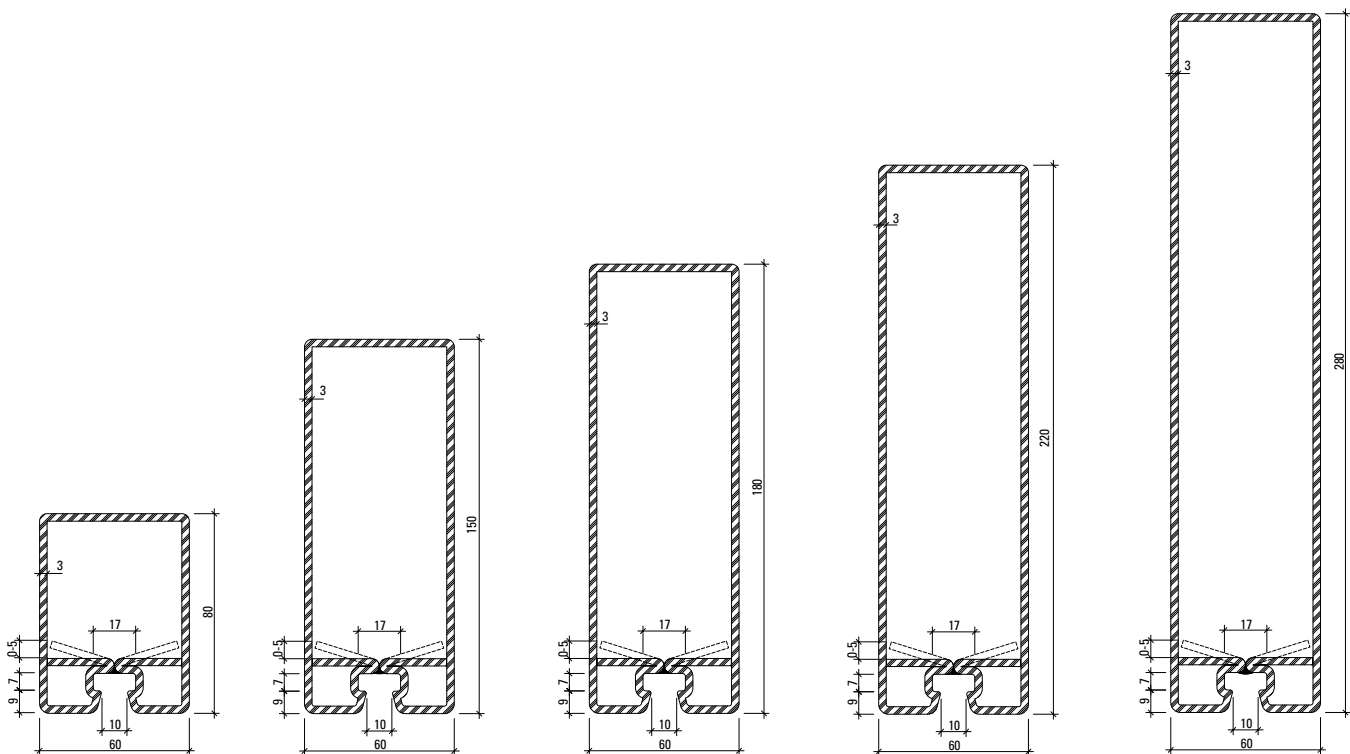
Profils 60 mm (échelle 1:3)

Profiles 60 mm (scale 1:3)

VISS Fire EI30 Fassade/Trennwand

VISS Fire EI30 façade/cloison

VISS Fire EI30 façade/partition wall



76.143 Z

76.144 Z

76.140 Z

76.141 Z

76.142 Z

Aufgrund von Fertigungstoleranzen kann die Lage des Rückbogens von 0 bis 5 mm variieren.

En raison des tolérances de fabrication, la position du segment coude peut varier de 0 à 5 mm.

Due to fabrication tolerances, the position of the rear arch may vary between 0 and 5 mm.

#### Oberfläche/Werkstoff

Artikel-Nr.

**ohne Zusatz** = blank

**mit Z** = bandverzinkter Stahl

#### Surface/Matériau

No. d'article

**sans supplément** = brut

**avec Z** = bandes d'acier zinguées

#### Surface/Material

Part no.

**without addition** = bright

**with Z** = galvanised strip

Artikelbibliothek  
Bibliothèque des articles  
Article library

DXF

DWG

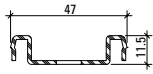
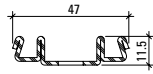
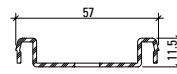
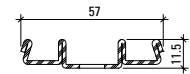
Profil-Nr.	G kg/m	F cm <sup>2</sup>	I <sub>x</sub> cm <sup>4</sup>	W <sub>x</sub> cm <sup>3</sup>	I <sub>y</sub> cm <sup>4</sup>	W <sub>y</sub> cm <sup>3</sup>	U m <sup>2</sup> /m	L mm
<b>76.140 Z</b>	12,946	16,47	649,2	64,3	100,0	33,2	0,516	8000
<b>76.141 Z</b>	14,833	18,87	1090,2	89,1	119,1	39,7	0,596	8000
<b>76.142 Z</b>	17,662	22,5	2041,7	132,7	148,4	49,5	0,716	10000
<b>76.143 Z</b>	8,340	10,62	80,4	17,9	50,8	16,9	0,316	6500
<b>76.144 Z</b>	11,630	14,82	406,0	47,9	85,0	28,3	0,456	6500

**Deckprofile 50 mm (Masstab 1:3)****Profils de recouvrement 50 mm (échelle 1:3)****Cover sections 50 mm (scale 1:3)**

VISS Fire EI30 Fassade/Trennwand

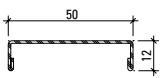
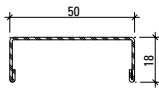
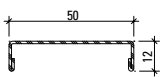
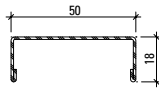
VISS Fire EI30 façade/cloison

VISS Fire EI30 façade/partition wall

**400.800 Z**  
**400.800 (AISI 304)****400.801 Z****400.802 Z**  
**400.802 (AISI 304)****400.803 Z**

Profil-Nr.	G kg/m	L mm
<b>400.800</b>	0,940	6000
<b>400.800 Z</b>	0,935	6000
<b>400.801 Z</b>	1,210	6000

Profil-Nr.	G kg/m	L mm
<b>400.802</b>	1,065	6000
<b>400.802 Z</b>	1,060	6000
<b>400.803 Z</b>	1,319	6000

**Edelstahl Deckprofile**  
**Pfosten****Profils de recouvrement acier Inox**  
**Montant****Stainless steel cover sections**  
**Mullion**Werkstoff 1.4301 (AISI 304)  
geschliffen, Korn 220/240,  
mit SchutzfolieQualité 1.4301 (AISI 304)  
brossé, grain 220/240,  
avec feuille de protectionMaterial 1.4301 (AISI 304)  
polished, grain 220/240,  
with protective film**400.860****400.861**Werkstoff 1.4401 (AISI 316)  
geschliffen, Korn 220/240,  
mit SchutzfolieQualité 1.4401 (AISI 316)  
brossé, grain 220/240,  
avec feuille de protectionMaterial 1.4401 (AISI 316)  
polished, grain 220/240,  
with protective film**400.862****400.863**

Profil-Nr.	G kg/m	L mm
<b>400.860</b>	0,644	6000
<b>400.861</b>	0,734	6000

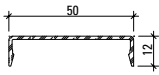
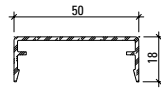
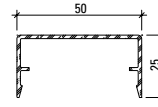
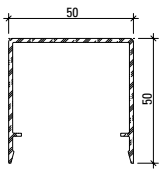
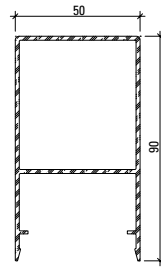
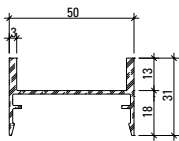
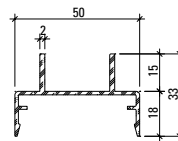
Profil-Nr.	G kg/m	L mm
<b>400.862</b>	0,652	6000
<b>400.863</b>	0,744	6000

**Deckprofile 50 mm (Massstab 1:3)****Profils de recouvrement 50 mm (échelle 1:3)****Cover sections 50 mm (scale 1:3)**

VISS Fire EI30 Fassade/Trennwand

VISS Fire EI30 façade/cloison

VISS Fire EI30 façade/partition wall

**407.860****407.861****407.862****407.863****407.864****407.900****407.911**

Profil-Nr.	G kg/m	U m <sup>2</sup> /m	P m <sup>2</sup> /m	L mm
<b>407.860</b>	0,266	0,147	0,072	6000
<b>407.861</b>	0,341	0,185	0,084	6000
<b>407.862</b>	0,394	0,213	0,098	6000

Profil-Nr.	G kg/m	U m <sup>2</sup> /m	P m <sup>2</sup> /m	L mm
<b>407.863</b>	0,660	0,313	0,148	6000
<b>407.864</b>	1,344	0,360	0,228	6000
<b>407.900</b>	0,556	0,240	0,138	6000
<b>407.911</b>	0,510	0,245	0,146	6000

**Werkstoff**

Aluminium EN AW 6060 T66 roh, leicht eingeölt

**Matériau**

Aluminium EN AW 6060 T66 brut, légèrement huilé

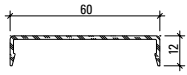
**Material**

Aluminium EN AW 6060 T66 mill finish, slightly oiled

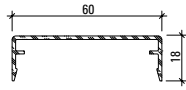


**Deckprofile 60 mm (Masstab 1:3)**  
**Profils de recouvrement 60 mm (échelle 1:3)**  
**Cover sections 60 mm (scale 1:3)**

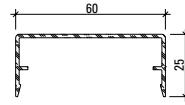
VISS Fire EI30 Fassade/Trennwand  
 VISS Fire EI30 façade/cloison  
 VISS Fire EI30 façade/partition wall



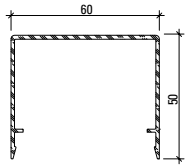
**407.865**



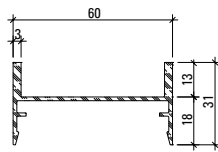
**407.866**



**407.867**



**407.868**



**407.901**

Profil-Nr.	G kg/m	U m <sup>2</sup> /m	P m <sup>2</sup> /m	L mm
<b>407.802</b>	0,558	0,190		6000
<b>407.865</b>	0,304	0,167	0,082	6000
<b>407.866</b>	0,379	0,205	0,094	6000
<b>407.867</b>	0,432	0,223	0,108	6000

Profil-Nr.	G kg/m	U m <sup>2</sup> /m	P m <sup>2</sup> /m	L mm
<b>407.868</b>	0,750	0,330	0,160	6000
<b>407.901</b>	0,590	0,255	0,148	6000

**Werkstoff**

Aluminium EN AW 6060 T66 roh, leicht eingeölt

**Matériau**

Aluminium EN AW 6060 T66 brut, légèrement huilé

**Material**

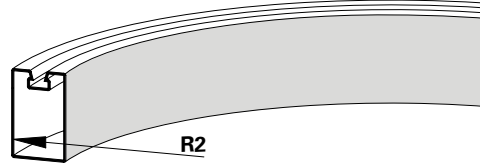
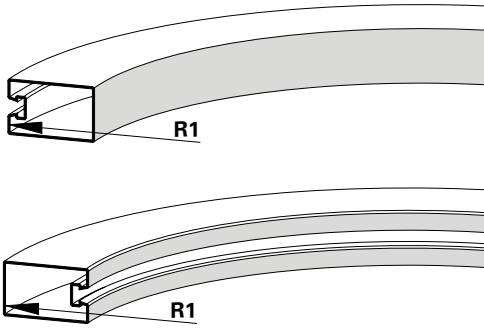
Aluminium EN AW 6060 T66 mill finish, slightly oiled

Artikelbibliothek  
 Bibliothèque des articles  
 Article library

**DXF** **DWG**

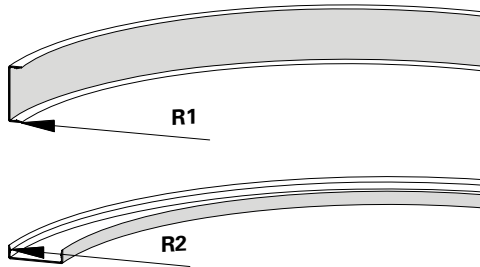
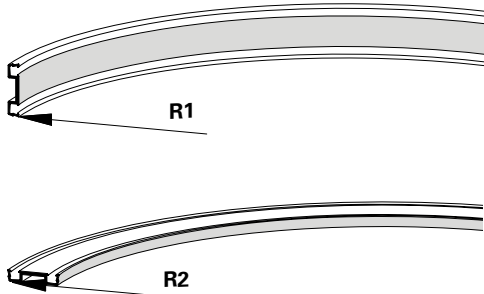
**Biegeradien**  
**Travaux de cintrage**  
**Bending data**

VISS Fire EI30 Fassade/Trennwand  
 VISS Fire EI30 façade/cloison  
 VISS Fire EI30 façade/partition wall



Profil Profilé Profile	R1 mm	R2 mm
76.666	3000	1000
76.667	3800	2000
76.671	1000	1000
76.678	2000	1100
76.679	2600	1000
76.684	2200	1300
76.694	700	700
76.695	1300	1000
76.696	2000	800
76.697	2200	900
76.698	2500	2500

Profil Profilé Profile	R1 mm	R2 mm
76.680	500	500
76.681	500	500
76.683	700	750
76.692	600	
76.693	600	



Profil Profilé Profile	R1 mm	R2 mm
400.800	800	1500
400.800 Z	800	1200
400.801 Z	800	1800
400.802	800	1500
400.802 Z	800	1500
400.803 Z	800	1800
407.800	500	1050
407.802	500	1100

Profil Profilé Profile	R1 mm	R2 mm
407.815	500	700
407.860	500	850
407.861	500	950
407.862	700	1250
407.865	500	1250
407.866	700	1300
407.867	700	1300

**Hinweis:**  
 Alle Profile sind auch in verzinkter Ausführung (Z) biegsam.

**Remarque:**  
 Tous les profilés sont également cintrables en exécution galvanisée (Z).

**Note:**  
 All profiles can also be bent into curves in the galvanised finish (Z).

Beim Biegen von engen Radien kann sich die VISS-Nute verjüngen.

La rainure VISS peut s'amincir lors du cintrage pour des rayons serrés.

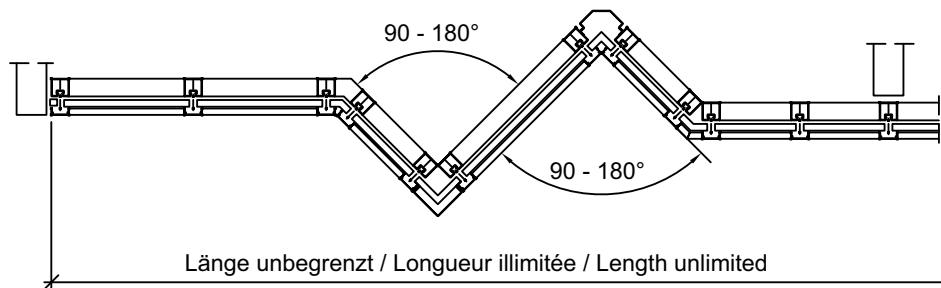
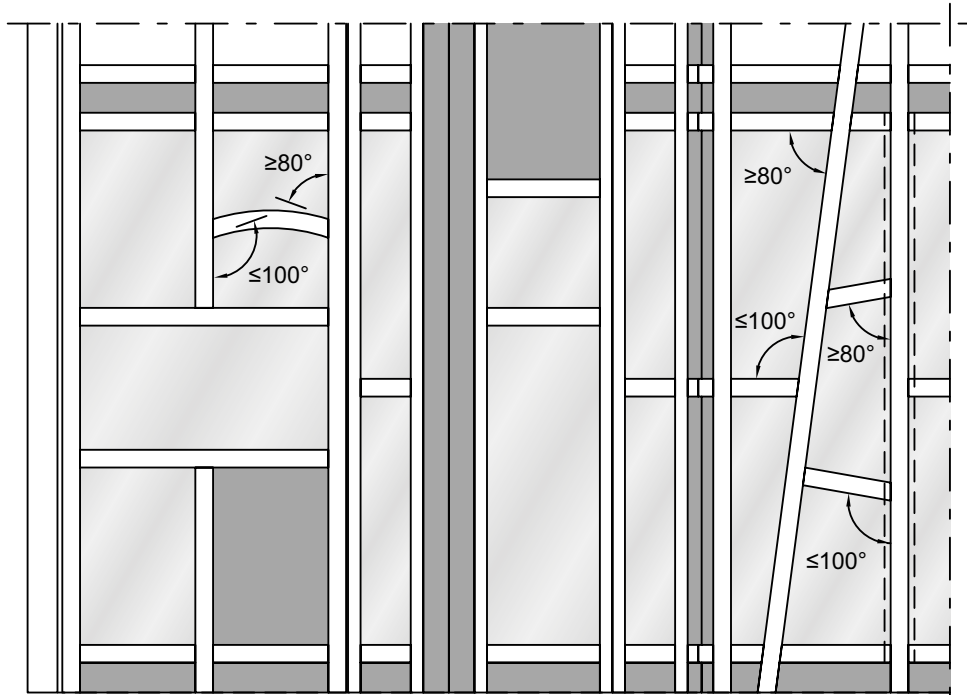
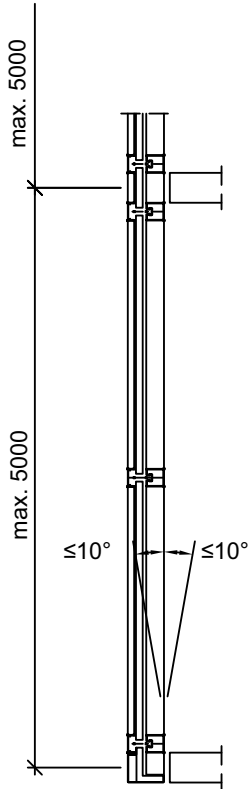
The VISS flute might be tapered down when bending narrow radii.

<b>Vorhangsfassade</b>	<b>Façade de rideau</b>	<b>Curtain wall</b>	<b>22</b>
<b>Verglasungstypen</b>	<b>Types de vitrages</b>	<b>Glazing types</b>	<b>24</b>
<b>Schnittpunkte</b>	<b>Coupe de détails</b>	<b>Section details</b>	<b>26</b>
<b>Konstruktionsdetails</b>	<b>Détails de construction</b>	<b>Construction details</b>	<b>40</b>
<b>Anschlüsse am Bau</b>	<b>Raccords au mur</b>	<b>Attachment to structure</b>	<b>46</b>
<b>Konstruktionsdetails</b>	<b>Détails de construction</b>	<b>Construction details</b>	<b>74</b>
<b>U<sub>cw</sub>-Werte</b>	<b>Valeurs U<sub>cw</sub></b>	<b>U<sub>cw</sub> values</b>	<b>75</b>

Vorhangfassade  
Ansicht von aussen

Façade rideau  
Vue de l'extérieur

Curtain wall  
View from outside



Türeinbau und Abmessungen  
siehe nationale Zulassungen  
und Klassifizierungsbericht  
13-003089-PR01.

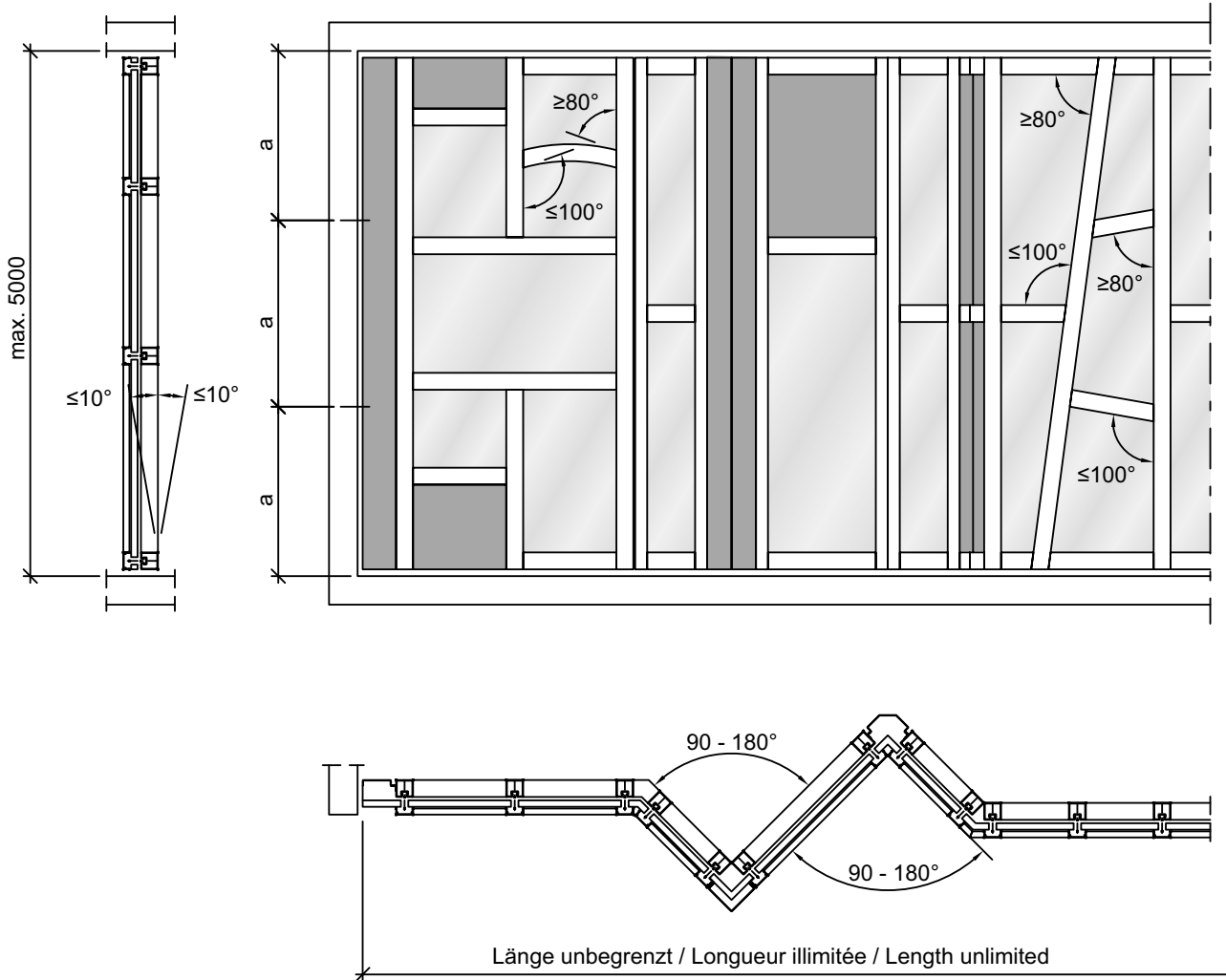
Montage et dimensions de la porte,  
voir les approbations nationales  
et le rapport de classification  
13-003089-PR01.

Door installations and dimensions,  
see national approvals and  
classification report 13-003089-PR01.

Trennwand  
Ansicht von aussen

Cloison  
Vue de l'extérieur

Separation wall  
View from outside



Türeinbau und Abmessungen  
siehe nationale Zulassungen  
und Klassifizierungsbericht  
13-003089-PR01.

Montage et dimensions de la porte,  
voir les approbations nationales  
et le rapport de classification  
13-003089-PR01.

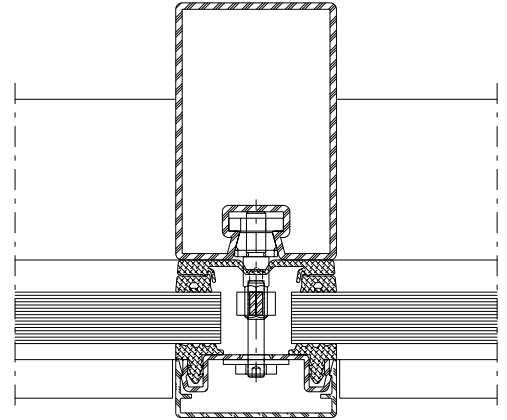
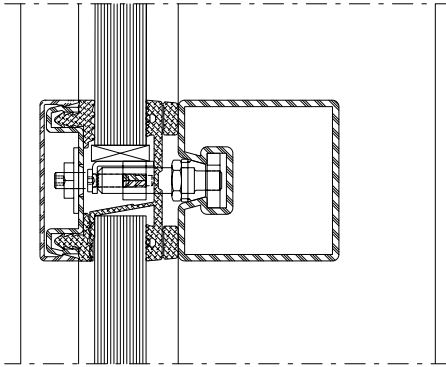
Door installations and dimensions,  
see national approvals and  
classification report 13-003089-PR01.

**Verglasungstypen**

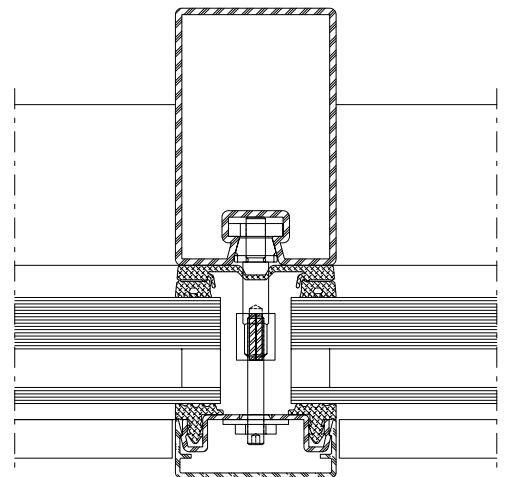
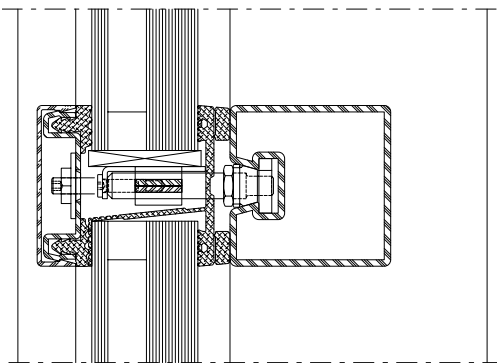
**Types de vitrages**

**Glazing types**

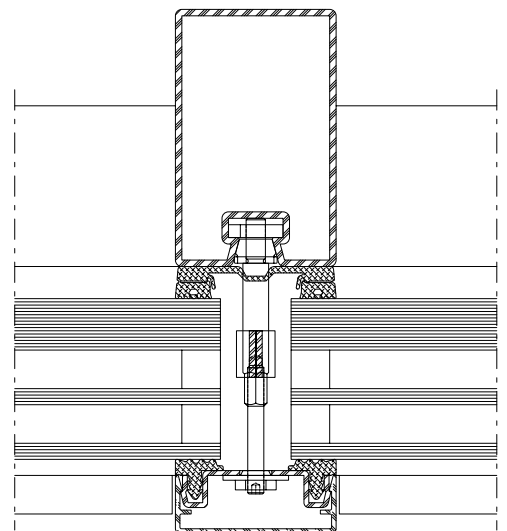
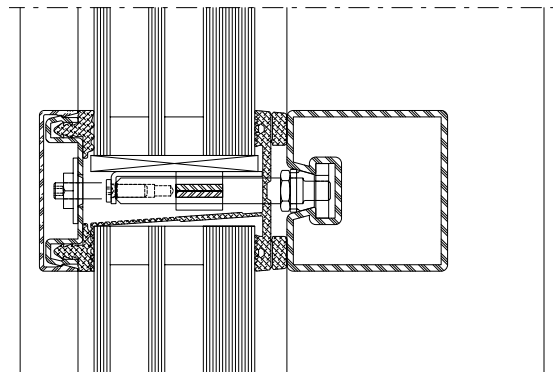
Einfach-Verglasung  
Vitrage simple  
Simple glass



Zweifach-Isolierverglasung  
Double vitrage isolant  
Double glazing



Dreifach-Isolierverglasung  
Triple vitrage isolant  
Triple glazing

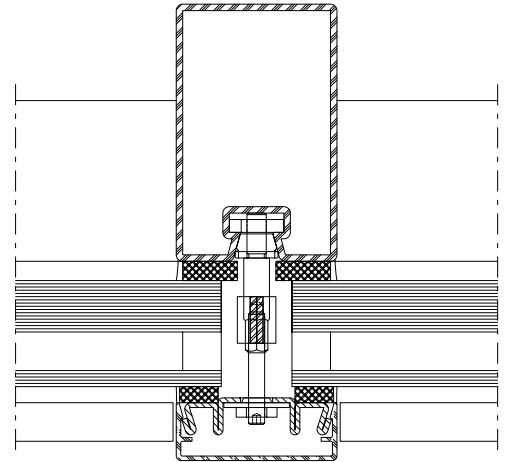
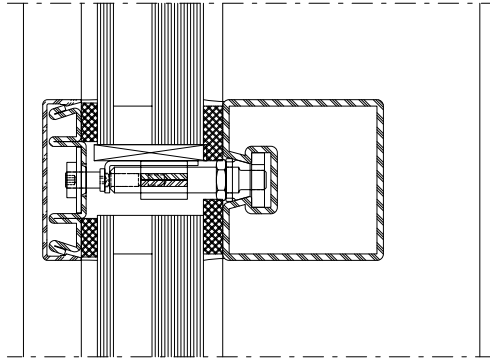


**Verglasungstypen VISS DV**  
**(nur Innenanwendung)**

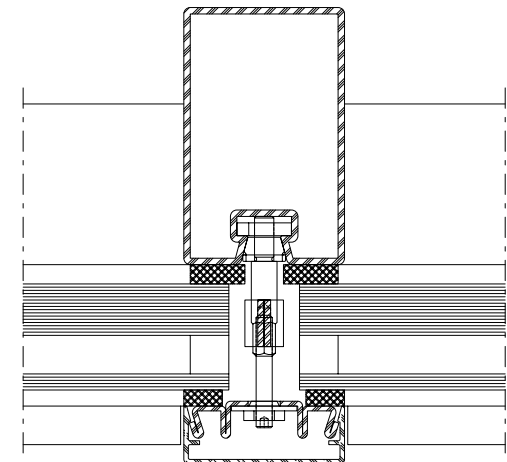
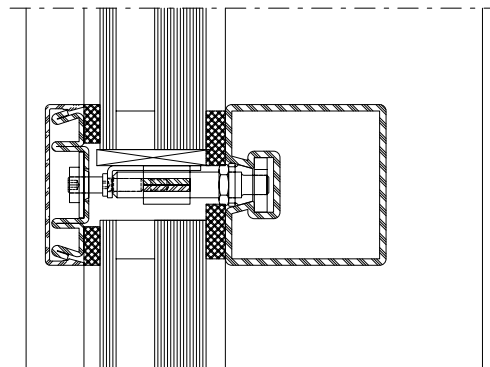
**Types de vitrages VISS DV**  
**(uniquement application intérieure)**

**Glazing types**  
**(internal use only)**

Nassverglasung mit Silikon  
Vitrage avec silicone  
Wet glazing with silicone



Nassverglasung ohne Silikon  
Vitrage sans silicone  
Wet glazing without silicone



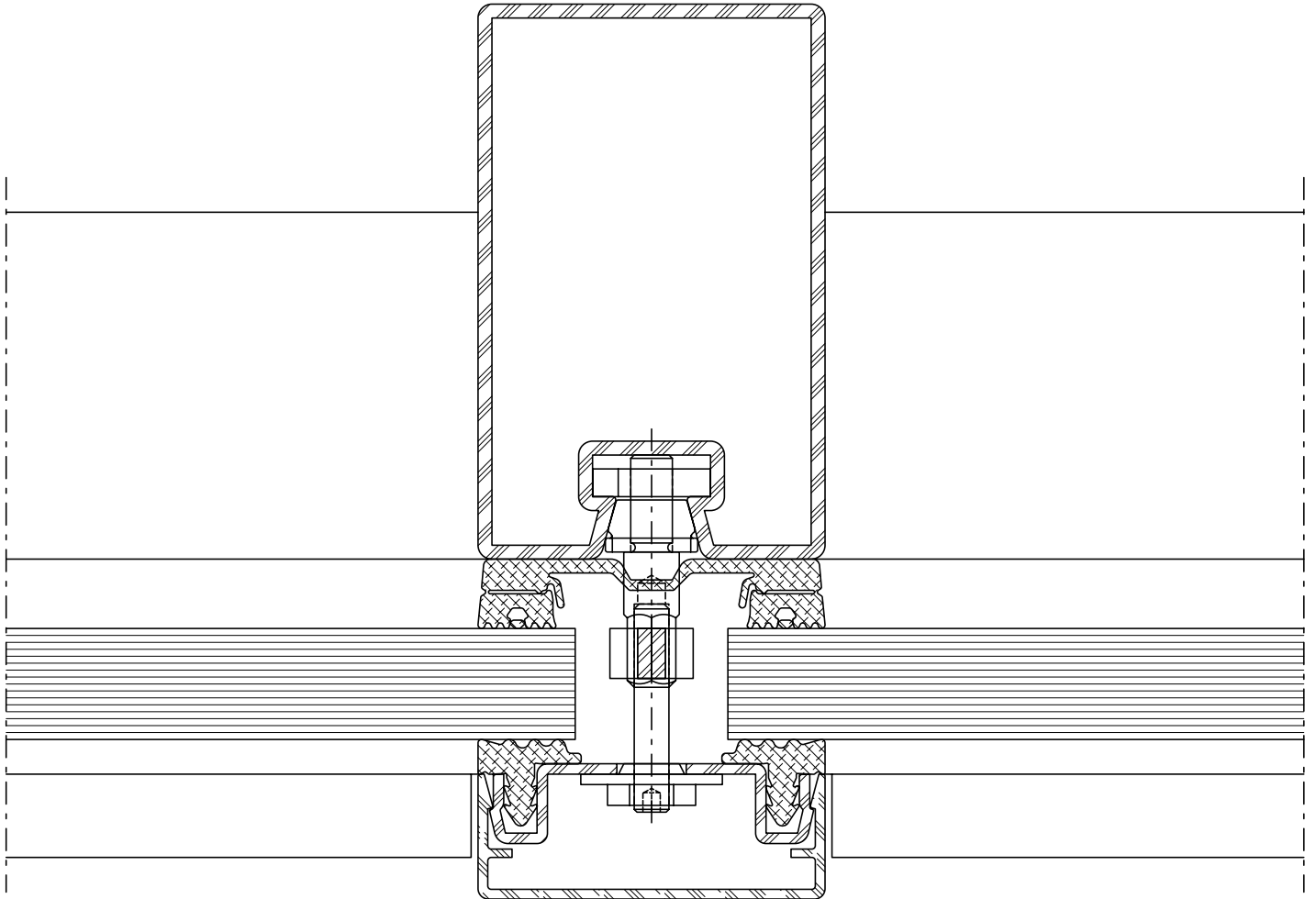
Schnittpunkte im Massstab 1:1  
Coupe de détails à l'échelle 1:1  
Section details on scale 1:1

VISS Fire EI30 Fassade/Trennwand  
VISS Fire EI30 façade/cloison  
VISS Fire EI30 façade/partition wall

Pfosten-Detail  
Ansichtsbreite 50 mm

Détail du montant  
Largeur de face 50 mm

Detail of mullion  
Width 50 mm



DXF

DWG

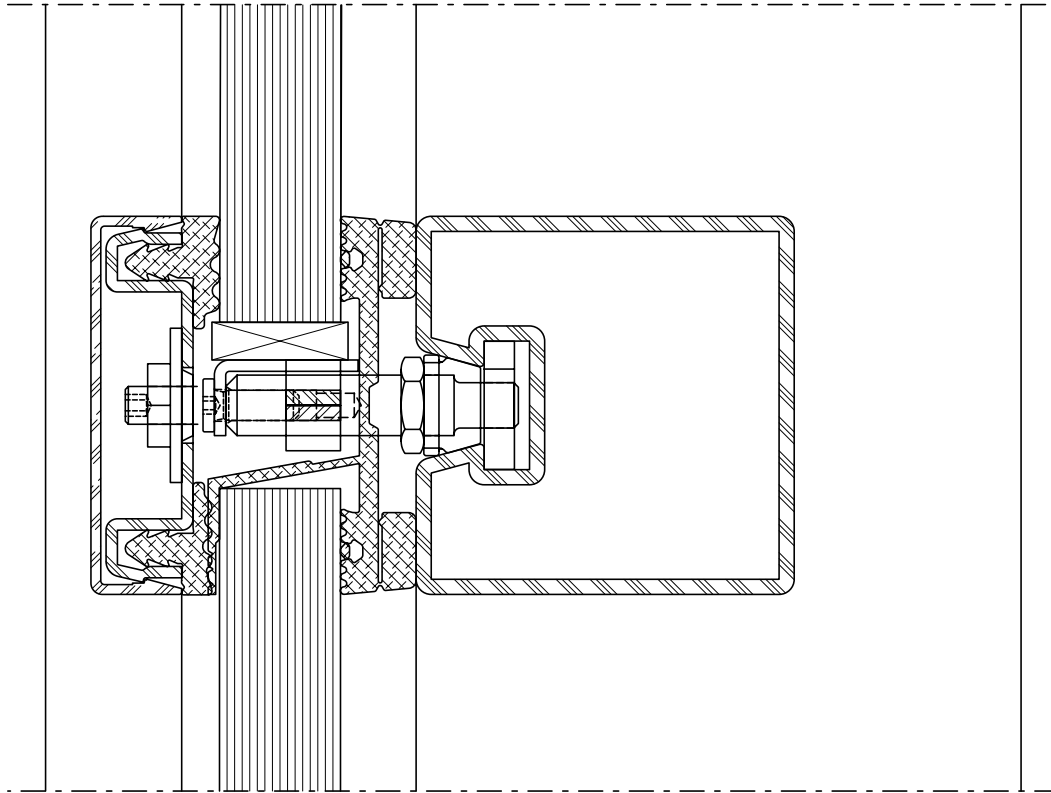
51-0501-C-002



Riegel-Detail  
Ansichtsbreite 50 mm

Détail de la traverse  
Largeur de face 50 mm

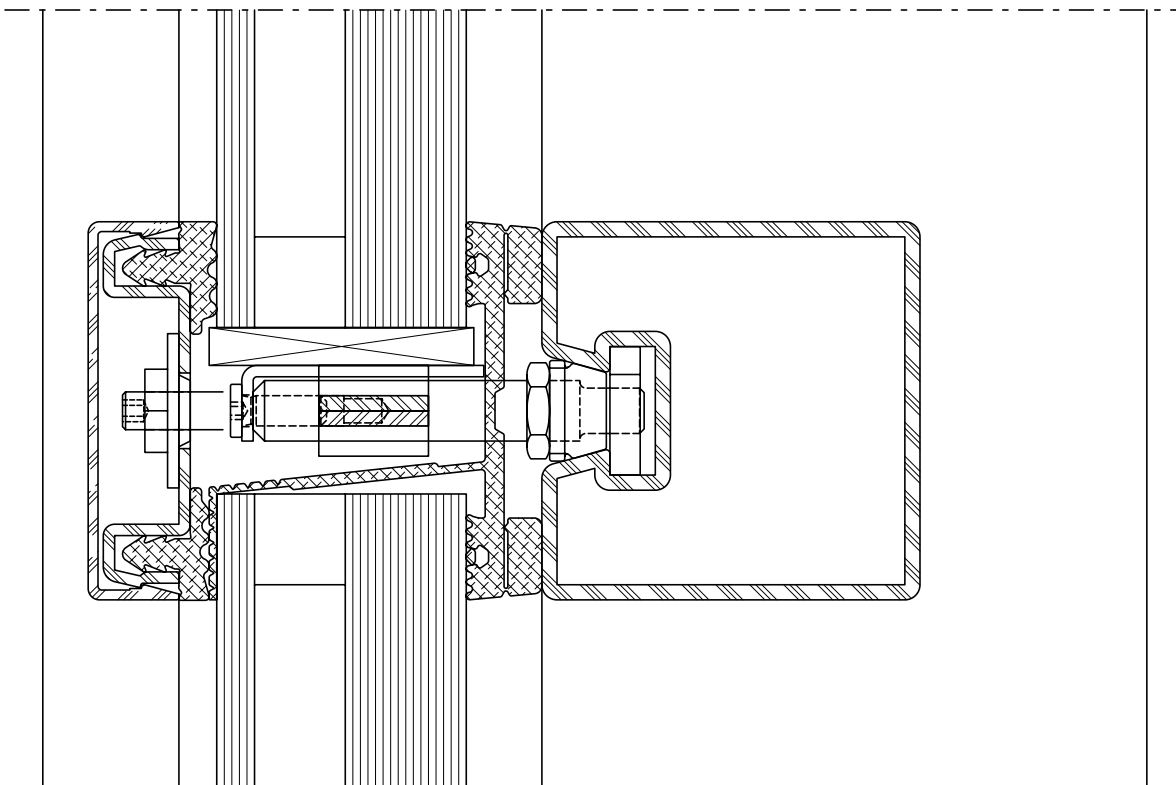
Detail of transom  
Width 50 mm



51-0501-C-001

DWG

DXF



51-0501-C-003

DWG

DXF

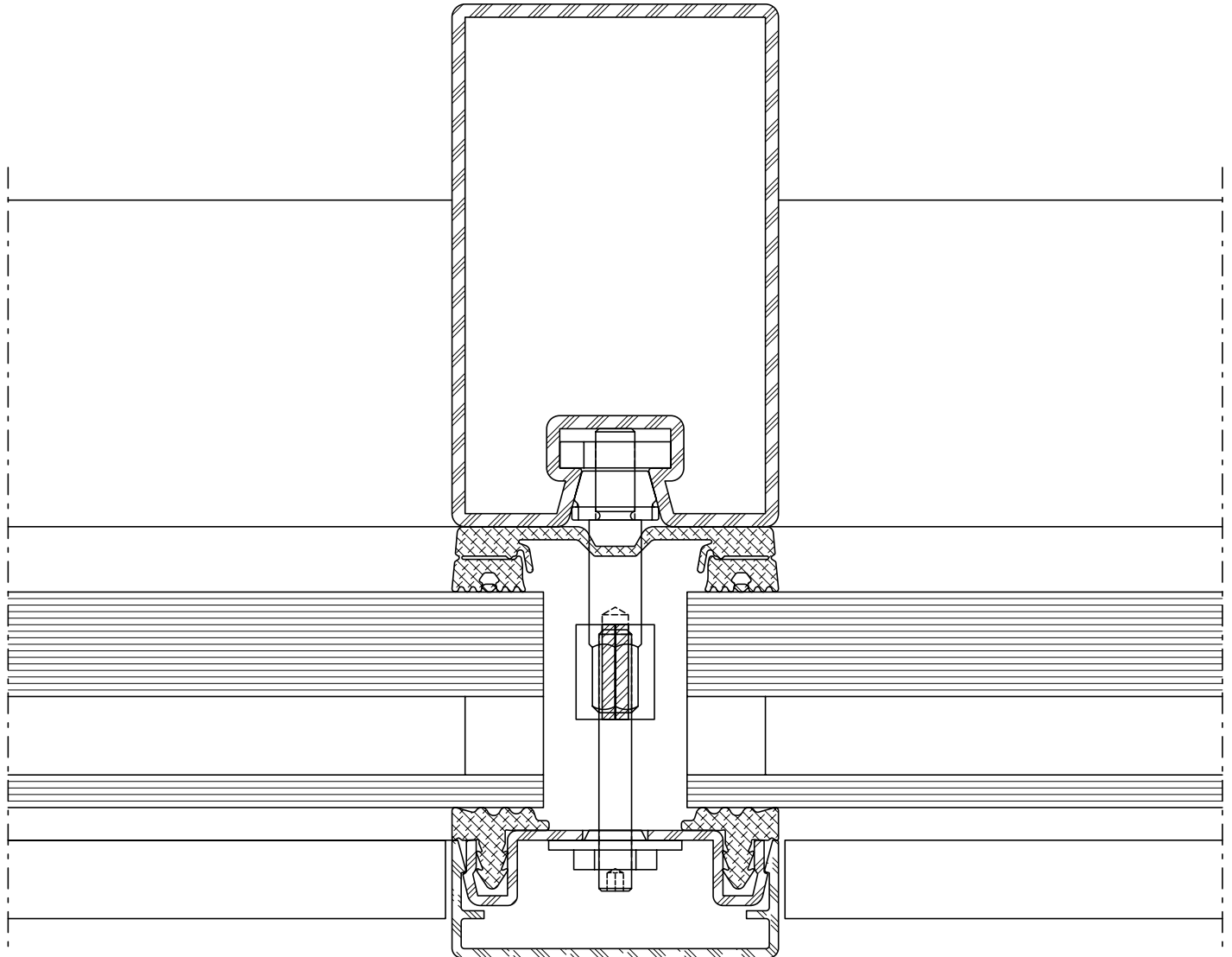
Schnittpunkte im Massstab 1:1  
Coupe de détails à l'échelle 1:1  
Section details on scale 1:1

VISS Fire EI30 Fassade/Trennwand  
VISS Fire EI30 façade/cloison  
VISS Fire EI30 façade/partition wall

Pfosten-Detail  
Ansichtsbreite 50 mm

Détail du montant  
Largeur de face 50 mm

Detail of mullion  
Width 50 mm



DXF DWG 51-0501-C-004

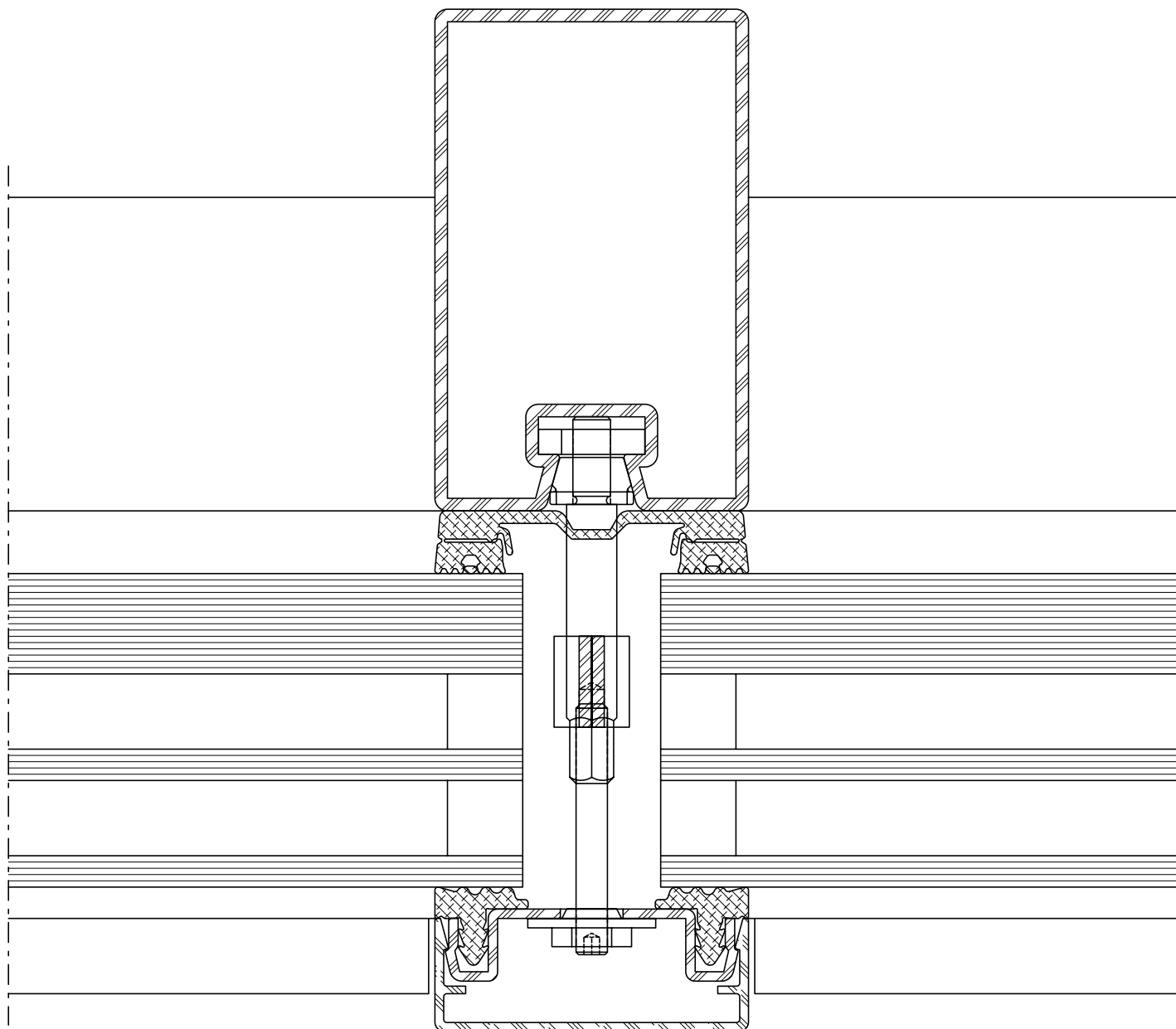
Schnittpunkte im Massstab 1:1  
Coupe de détails à l'échelle 1:1  
Section details on scale 1:1

VISS Fire EI30 Fassade/Trennwand  
VISS Fire EI30 façade/cloison  
VISS Fire EI30 façade/partition wall

Pfosten-Detail  
Ansichtsbreite 50 mm

Détail du montant  
Largeur de face 50 mm

Detail of mullion  
Width 50 mm



DXF

DWG

51-0501-C-006

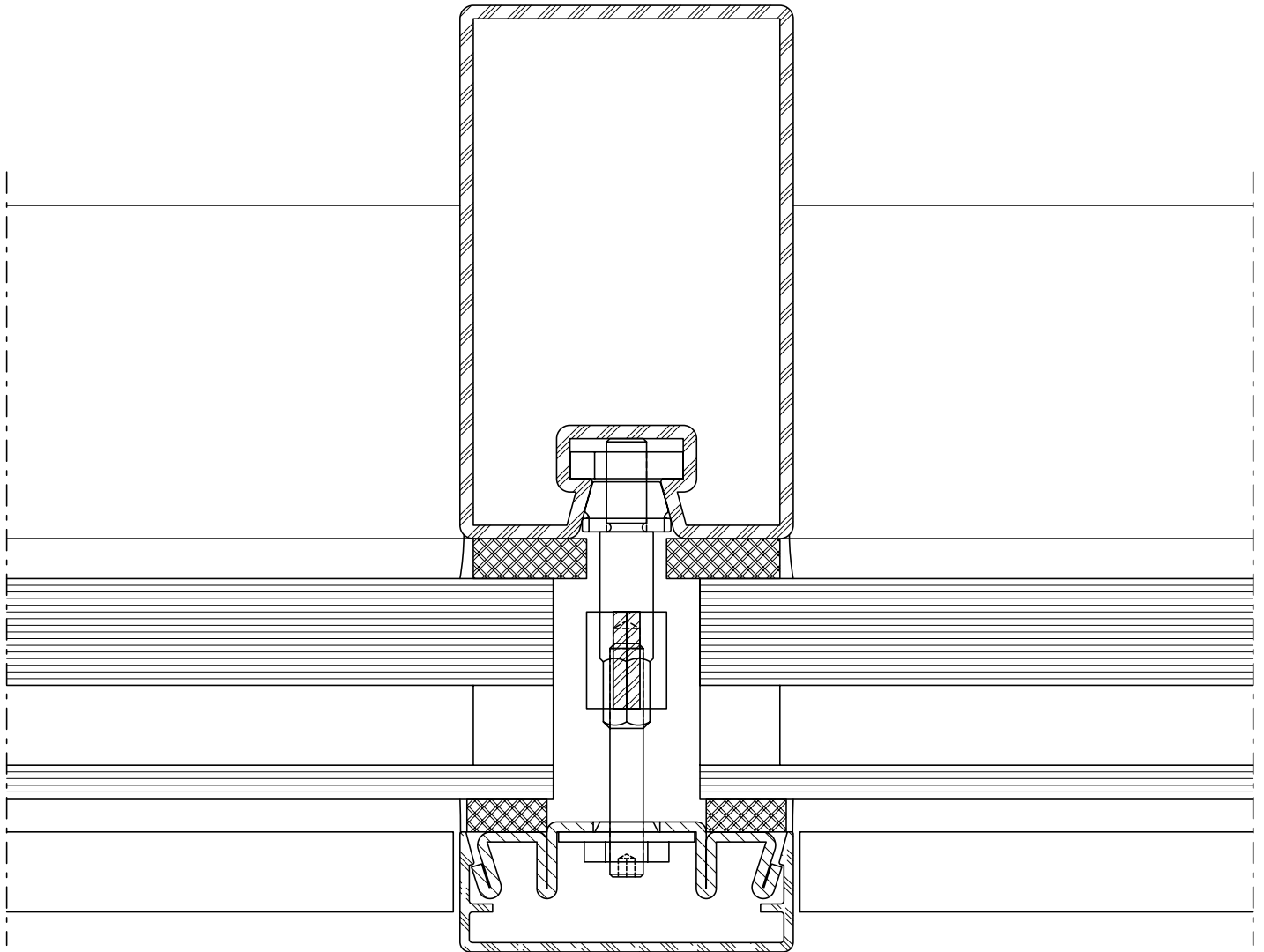
**Schnittpunkte im Massstab 1:1**  
**Coupe de détails à l'échelle 1:1**  
**Section details on scale 1:1**

VISS Fire EI30 Fassade/Trennwand  
VISS Fire EI30 façade/cloison  
VISS Fire EI30 façade/partition wall

**Pfosten-Detail**  
**Ansichtsbreite 50 mm**  
**Trennwandlösung**  
**(nur Innenanwendung)**

**Détail du montant**  
**Largeur de face 50 mm**  
**Solution de cloison (uniquement**  
**application intérieure)**

**Detail of mullion**  
**Width 50 mm**  
**Partition wall solution**  
**(internal use only)**



DXF

DWG

51-0503-C-002

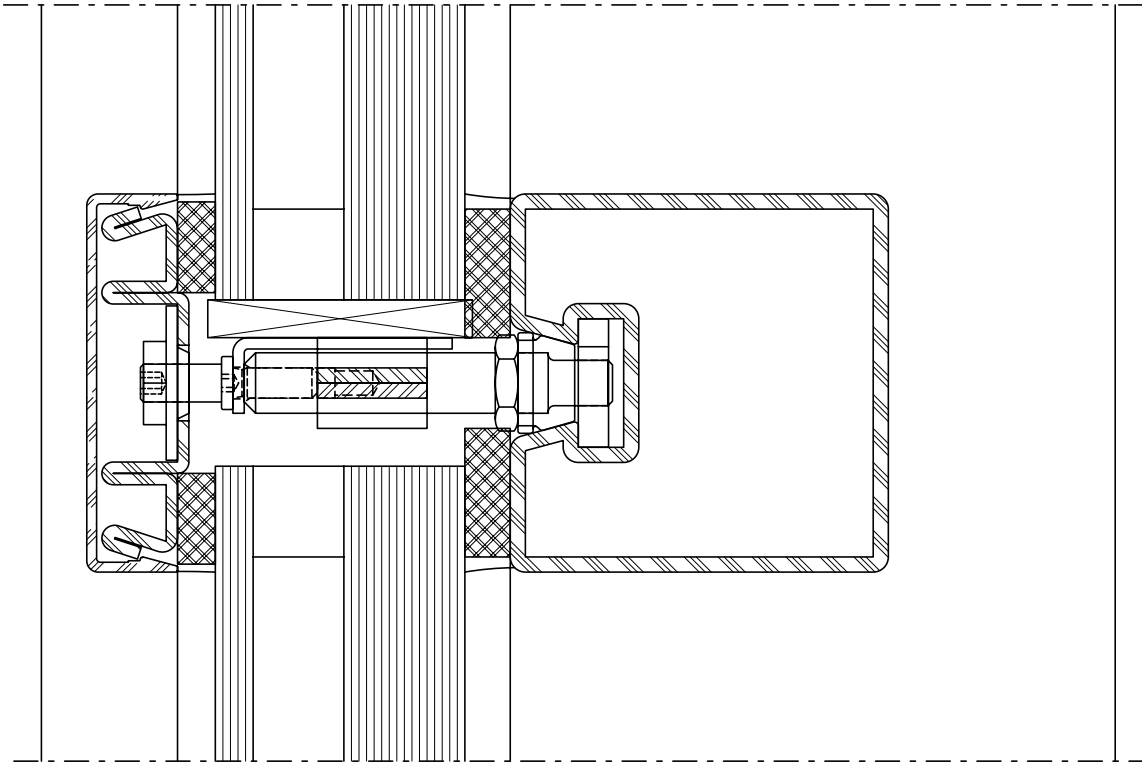
**Schnittpunkte im Massstab 1:2**  
**Coupe de détails à l'échelle 1:2**  
**Section details on scale 1:2**

VISS Fire EI30 Fassade/Trennwand  
VISS Fire EI30 façade/cloison  
VISS Fire EI30 façade/partition wall

**Riegel-Detail**  
**Ansichtsbreite 50 mm**  
**Trennwandlösung**  
**(nur Innenanwendung)**

**Détail de la traverse**  
**Largeur de face 50 mm**  
**Solution de cloison (uniquement**  
**application intérieure)**

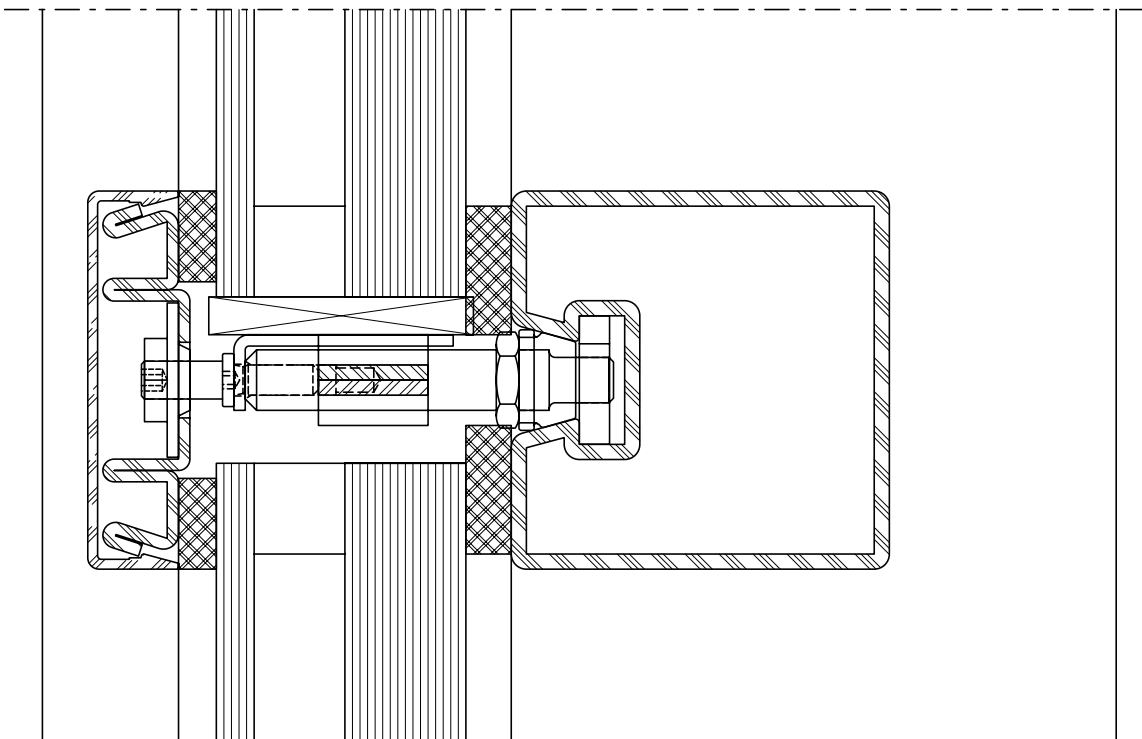
**Detail of transom**  
**Width 50 mm**  
**Partition wall solution**  
**(internal use only)**



51-0503-C-001

DWG

DXF



51-0503-C-003

DWG

DXF

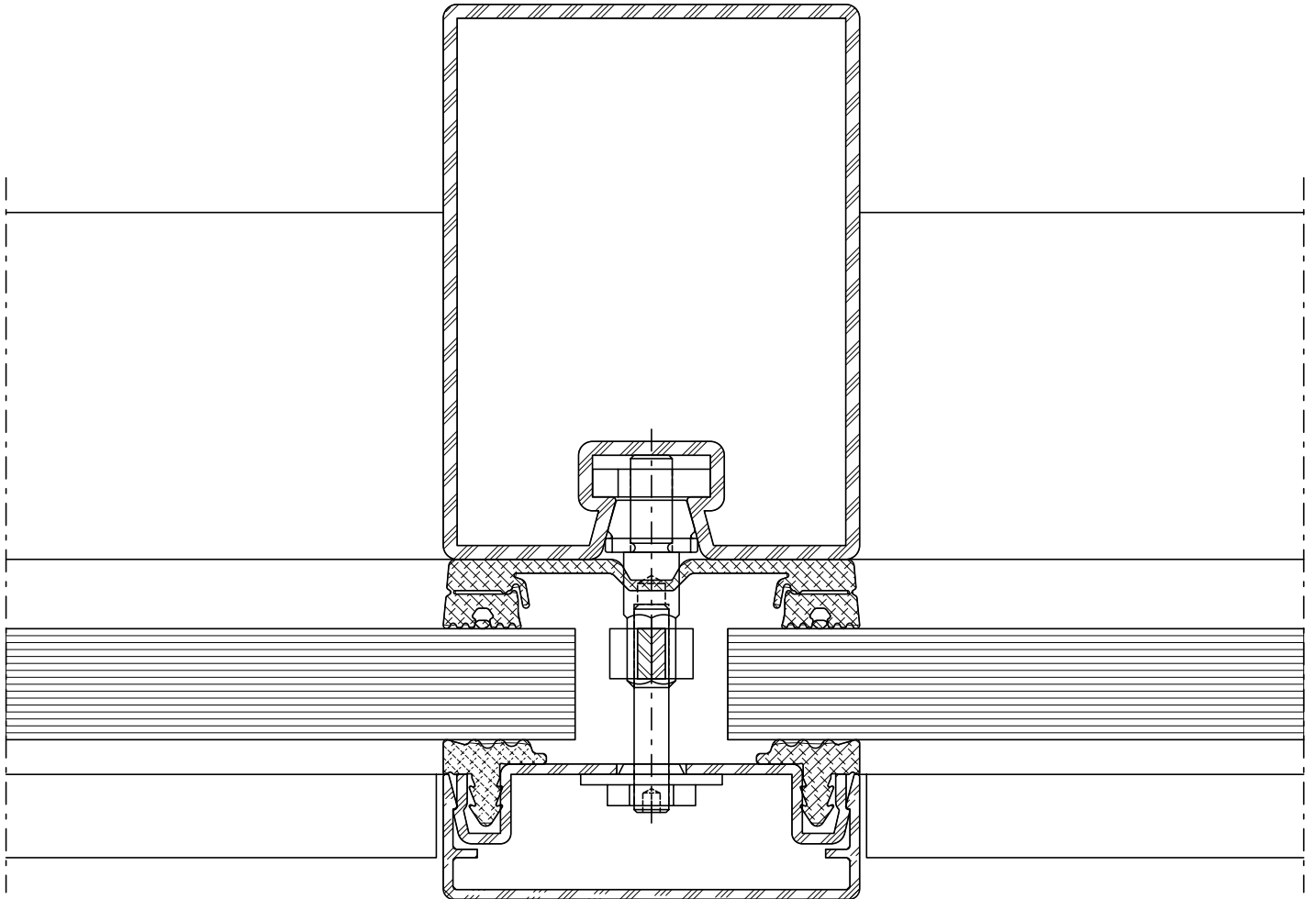
Schnittpunkte im Massstab 1:2  
Coupe de détails à l'échelle 1:2  
Section details on scale 1:2

VISS Fire EI30 Fassade/Trennwand  
VISS Fire EI30 façade/cloison  
VISS Fire EI30 façade/partition wall

Pfosten-Detail  
Ansichtsbreite 60 mm

Détail du montant  
Largeur de face 60 mm

Detail of mullion  
Width 60 mm



DXF

DWG

52-0501-C-002

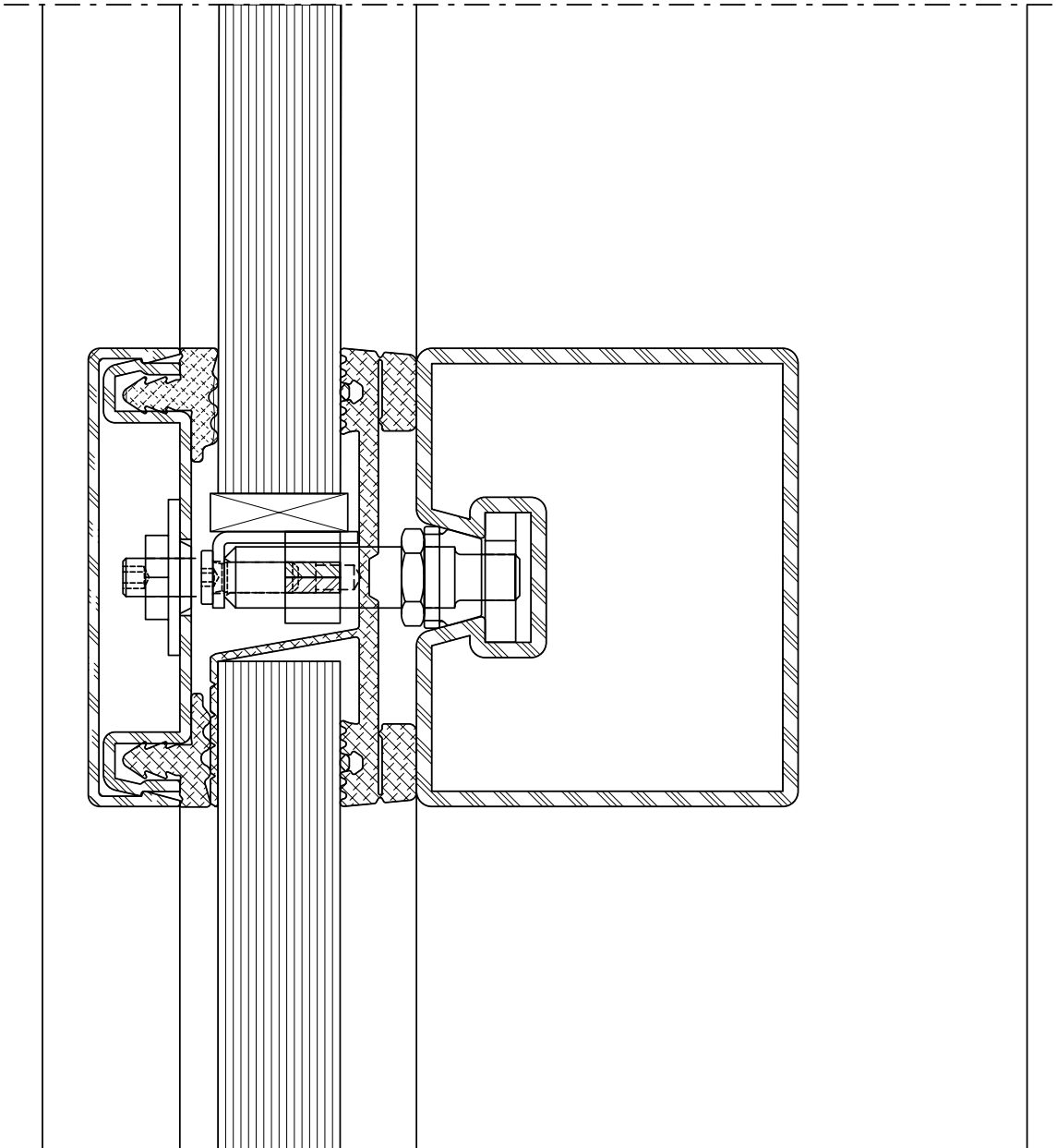
Schnittpunkte im Massstab 1:1  
Coupe de détails à l'échelle 1:1  
Section details on scale 1:1

VISS Fire EI30 Fassade/Trennwand  
VISS Fire EI30 façade/cloison  
VISS Fire EI30 façade/partition wall

Riegel-Detail  
Ansichtsbreite 60 mm

Détail de la traverse  
Largeur de face 60 mm

Detail of transom  
Width 60 mm



52-0501-C-001

DWG

DXF

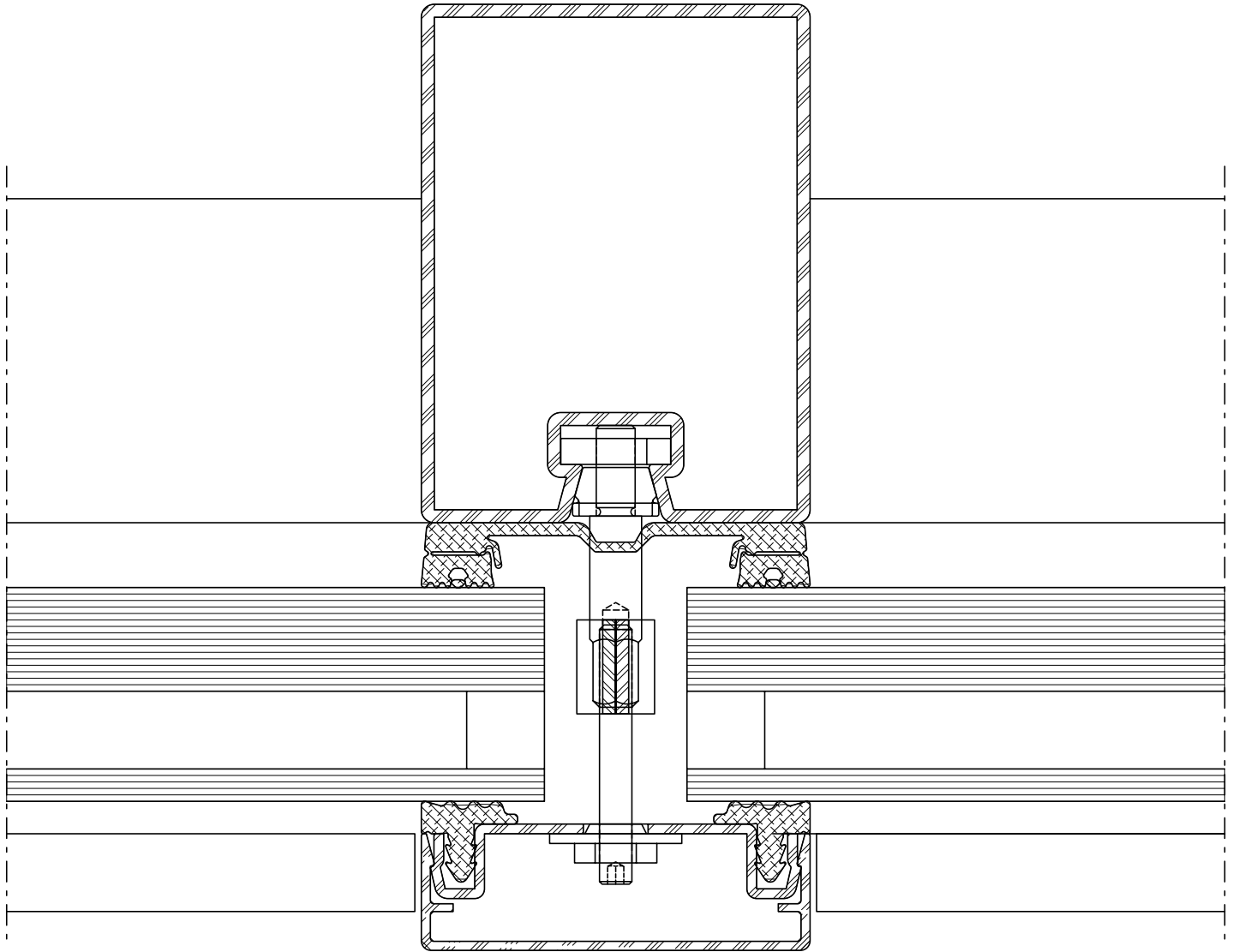
Schnittpunkte im Massstab 1:2  
Coupe de détails à l'échelle 1:2  
Section details on scale 1:2

VISS Fire EI30 Fassade/Trennwand  
VISS Fire EI30 façade/cloison  
VISS Fire EI30 façade/partition wall

Pfosten-Detail  
Ansichtsbreite 60 mm

Détail du montant  
Largeur de face 60 mm

Detail of mullion  
Width 60 mm



DXF

DWG

52-0501-C-004



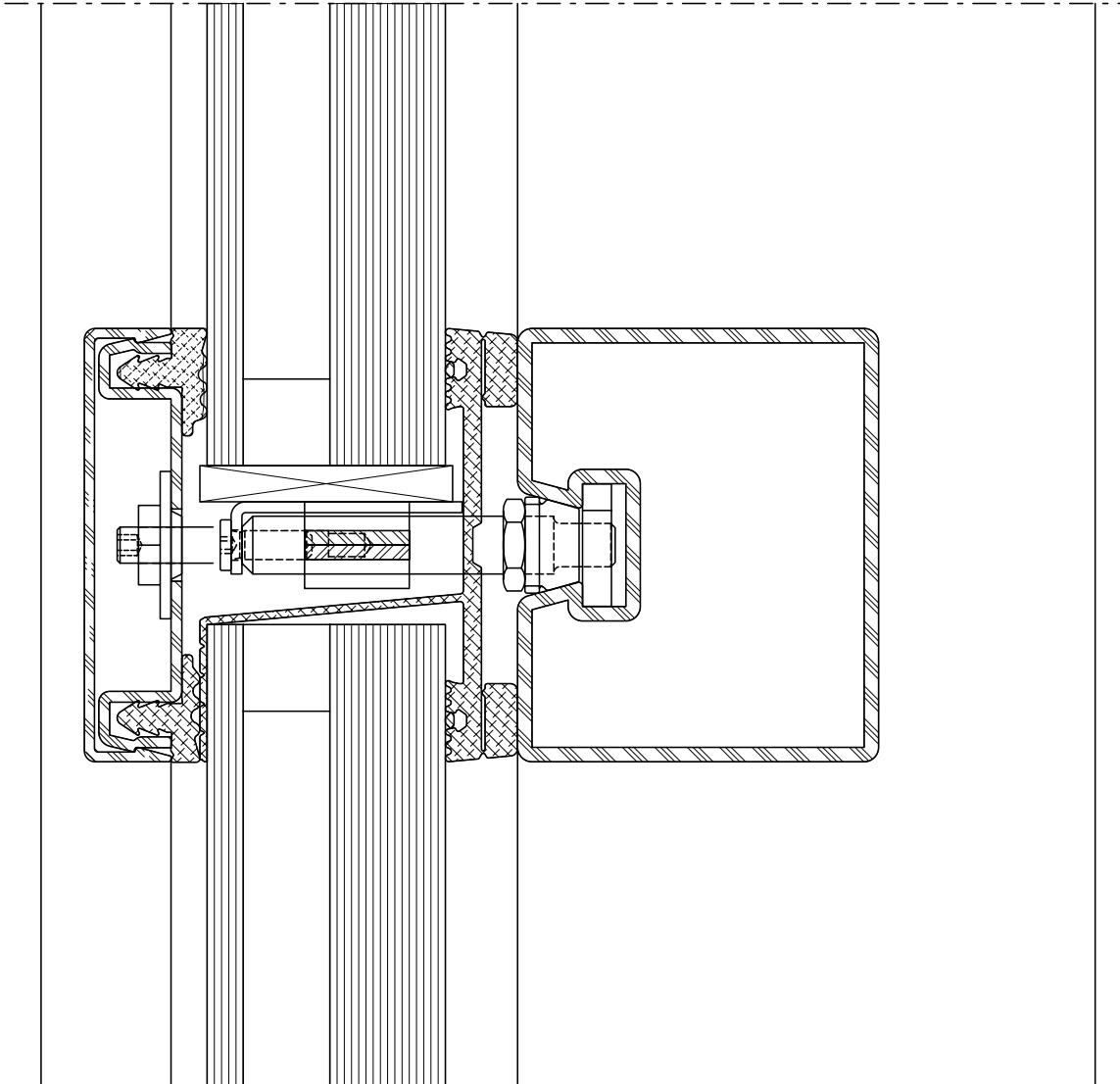
Schnittpunkte im Massstab 1:1  
Coupe de détails à l'échelle 1:1  
Section details on scale 1:1

VISS Fire EI30 Fassade/Trennwand  
VISS Fire EI30 façade/cloison  
VISS Fire EI30 façade/partition wall

Riegel-Detail  
Ansichtsbreite 60 mm

Détail de la traverse  
Largeur de face 60 mm

Detail of transom  
Width 60 mm



52-0501-C-003

DWG

DXF

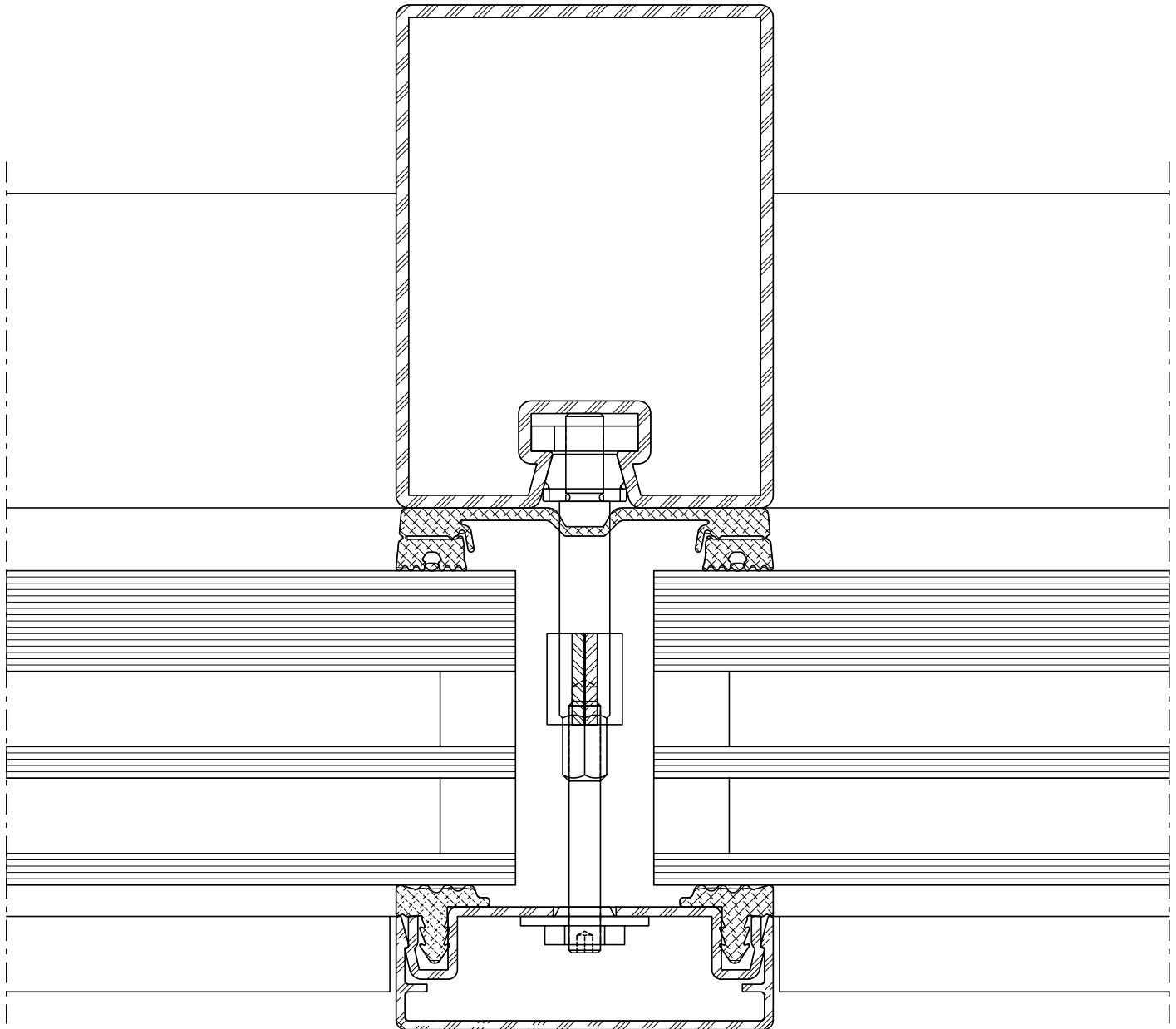
Schnittpunkte im Massstab 1:2  
Coupe de détails à l'échelle 1:2  
Section details on scale 1:2

VISS Fire EI30 Fassade/Trennwand  
VISS Fire EI30 façade/cloison  
VISS Fire EI30 façade/partition wall

Pfosten-Detail  
Ansichtsbreite 60 mm

Détail du montant  
Largeur de face 60 mm

Detail of mullion  
Width 60 mm



DXF

DWG

52-0501-C-006

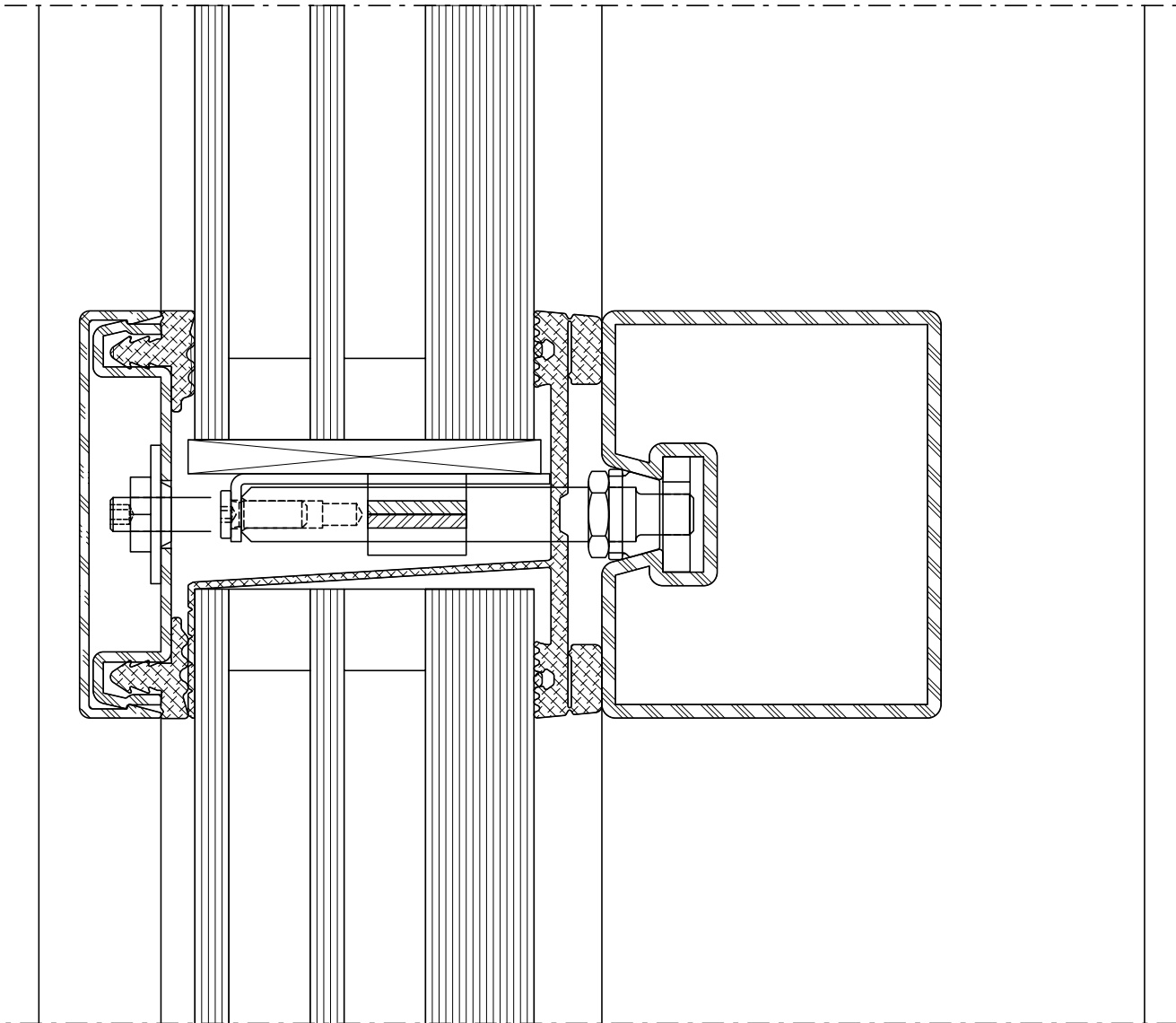
Schnittpunkte im Massstab 1:1  
Coupe de détails à l'échelle 1:1  
Section details on scale 1:1

VISS Fire EI30 Fassade/Trennwand  
VISS Fire EI30 façade/cloison  
VISS Fire EI30 façade/partition wall

Riegel-Detail  
Ansichtsbreite 60 mm

Détail de la traverse  
Largeur de face 60 mm

Detail of transom  
Width 60 mm



52-0501-C-005

DWG

DXF

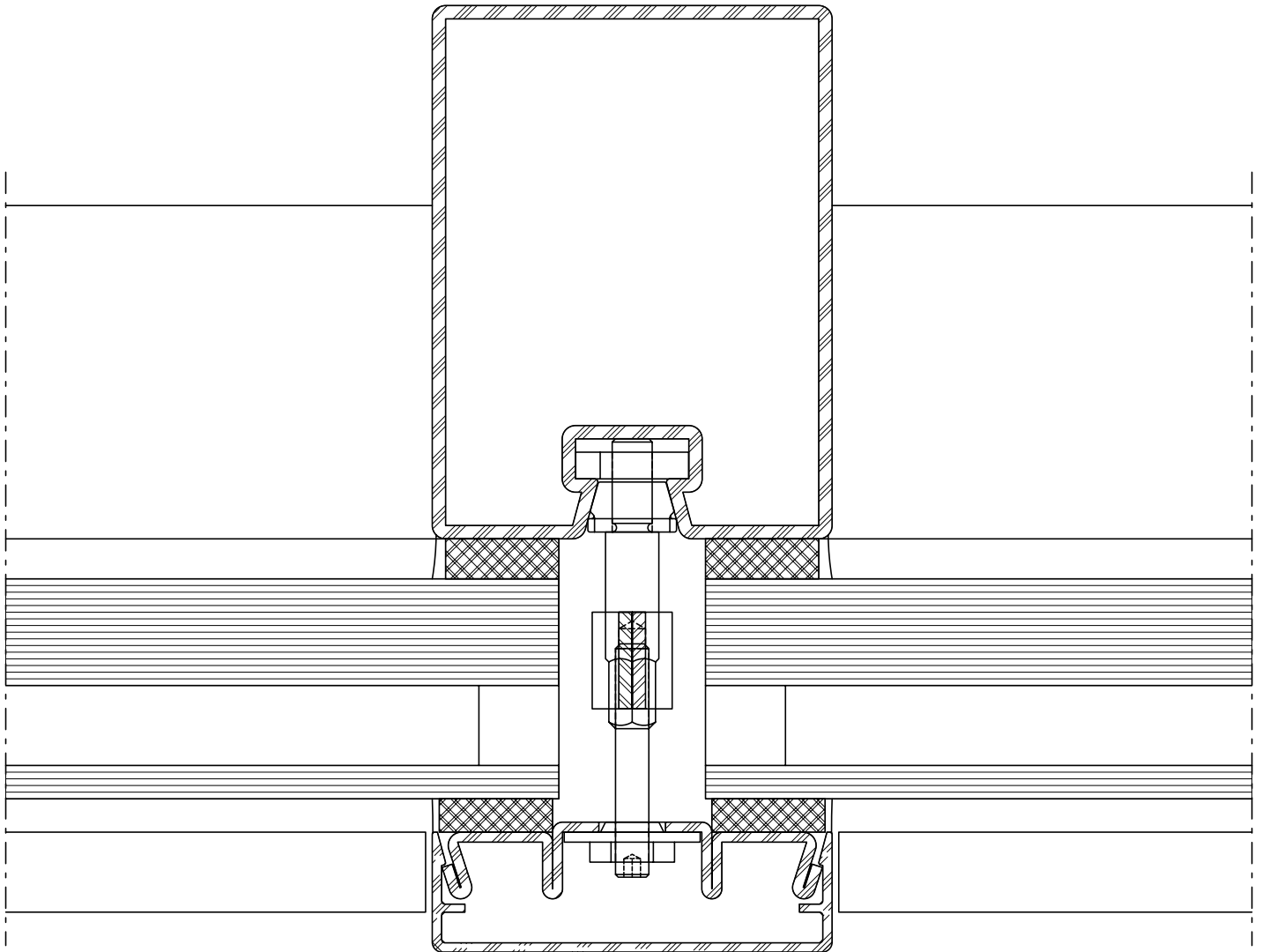
**Schnittpunkte im Massstab 1:2**  
**Coupe de détails à l'échelle 1:2**  
**Section details on scale 1:2**

VISS Fire EI30 Fassade/Trennwand  
VISS Fire EI30 façade/cloison  
VISS Fire EI30 façade/partition wall

**Pfosten-Detail**  
**Ansichtsbreite 60 mm**  
**Trennwandlösung**  
**(nur Innenanwendung)**

**Détail du montant**  
**Largeur de face 60 mm**  
**Solution de cloison (uniquement**  
**application intérieure)**

**Detail of mullion**  
**Width 60 mm**  
**Partition wall solution**  
**(internal use only)**



DXF

DWG

52-0502-C-002

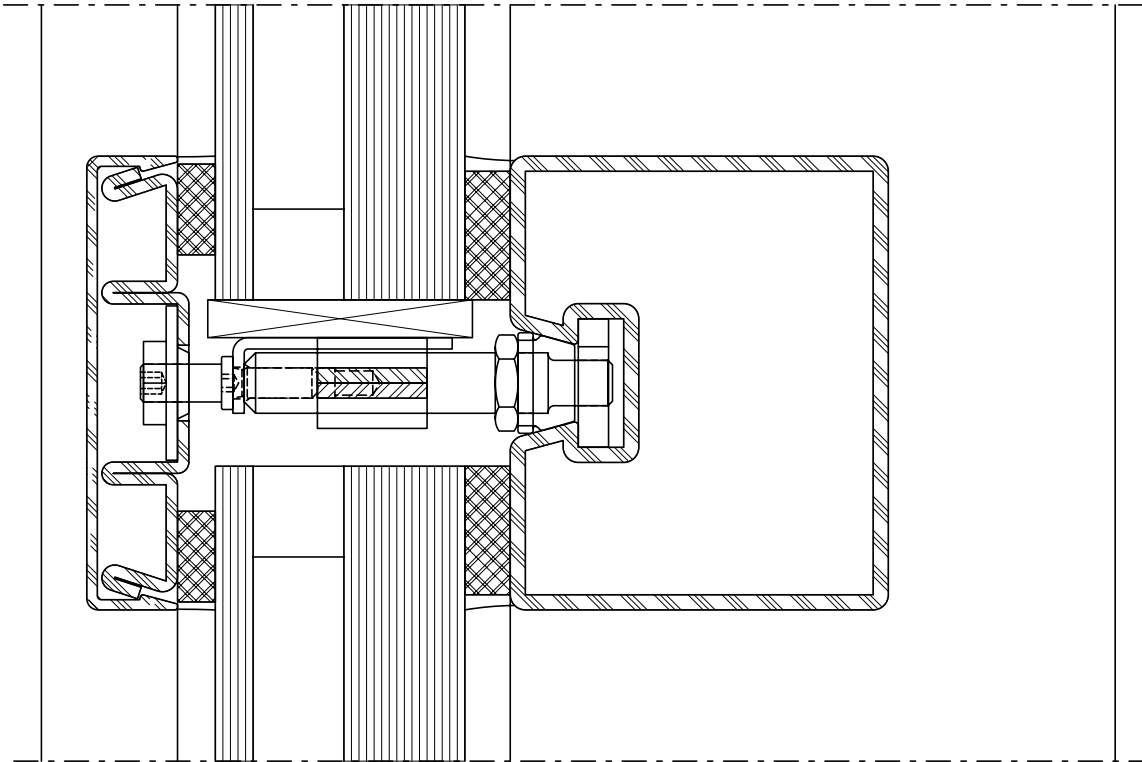
**Schnittpunkte im Massstab 1:1**  
**Coupe de détails à l'échelle 1:1**  
**Section details on scale 1:1**

VISS Fire EI30 Fassade/Trennwand  
VISS Fire EI30 façade/cloison  
VISS Fire EI30 façade/partition wall

**Riegel-Detail**  
**Ansichtsbreite 60 mm**  
**Trennwandlösung**  
**(nur Innenanwendung)**

**Détail de la traverse**  
**Largeur de face 60 mm**  
**Solution de cloison (uniquement**  
**application intérieure)**

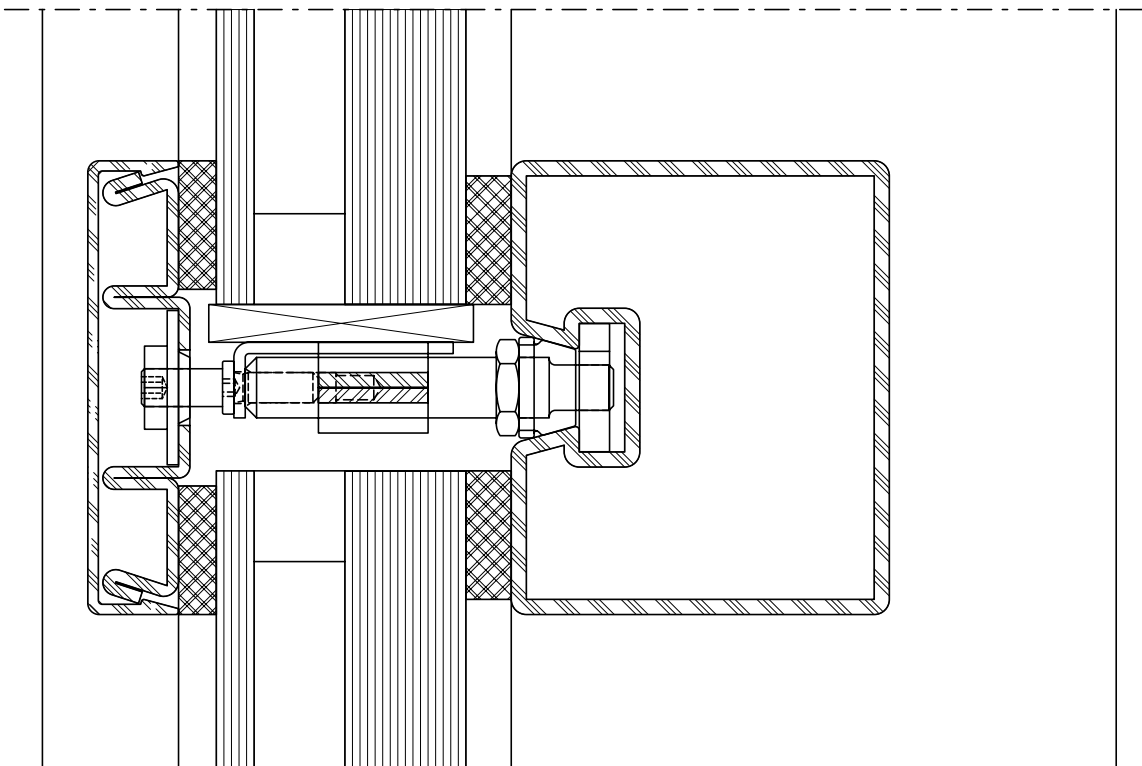
**Detail of transom**  
**Width 60 mm**  
**Partition wall solution**  
**(internal use only)**



52-0502-C-001

DWG

DXF



52-0502-C-003

DWG

DXF

Pos.	Material	Matériaux	Material
1*	Mineralwolle $\geq 60 \text{ kg/m}^3$ Flumroc Dämmplatte 3 Flumroc Bodenplatte Rockwool Fixrock 033 Rockwool Fixrock 033LB	Laine minérale $\geq 60 \text{ kg/m}^3$ Flumroc Plaque isolante 3 Flumroc Plaque de fons Rockwool Fixrock 033 Rockwool Fixrock 033LB	Mineral wool $\geq 60 \text{ kg/m}^3$ Flumroc Insulation panel 3 Flumroc Base plate Rockwool Fixrock 033 Rockwool Fixrock 033LB
2	Aestuver Brandschutzplatte	Aestuver plaque coupe-feu	Aestuver fire protection board
3	Stahl- oder Edelstahlblech $\geq 1,5 \text{ mm}$	Tôle en acier ou acier Inox $\geq 1,5 \text{ mm}$	Steel or stainless steel sheet $\geq 1,5 \text{ mm}$
4	Stahl- oder Edelstahlblech $\geq 2 \text{ mm}$	Tôle en acier ou acier Inox $\geq 2 \text{ mm}$	Steel or stainless steel sheet $\geq 2 \text{ mm}$
5	Stahl- oder Edelstahlblech $\geq 3 \text{ mm}$	Tôle en acier ou acier Inox $\geq 3 \text{ mm}$	Steel or stainless steel sheet $\geq 3 \text{ mm}$
6	Stahl- oder Edelstahlblech $\geq 4 \text{ mm}$	Tôle en acier ou acier Inox $\geq 4 \text{ mm}$	Steel or stainless steel sheet $\geq 4 \text{ mm}$
7	Aluminiumblech $\geq 1,5 \text{ mm}$	Tôle en aluminium $\geq 1,5 \text{ mm}$	Aluminium sheet $\geq 1,5 \text{ mm}$
8	Formstahl $\geq 4 \text{ mm}$	Profilé d'acier $\geq 4 \text{ mm}$	Steel profile $\geq 4 \text{ mm}$
9	Formstahl $\geq 5 \text{ mm}$	Profilé d'acier $\geq 5 \text{ mm}$	Steel profile $\geq 5 \text{ mm}$
10	Formstahl $\geq 10 \text{ mm}$	Profilé d'acier $\geq 10 \text{ mm}$	Steel profile $\geq 10 \text{ mm}$
11	Stahlwinkel 40x40x5 mm	Angle en acier 40x40x5 mm	Steel angle 40x40x5 mm
12	Stahlrohr $\geq 2 \text{ mm}$	Tube d'acier $\geq 2 \text{ mm}$	Steel tube $\geq 2 \text{ mm}$
13	Schraube mit Dübel oder Direktverschraubung, $\varnothing \geq 6 \text{ mm}$ , mit Brandschutz-Zulassung	Vis avec goujon ou autotaraudeuse, $\varnothing \geq 6 \text{ mm}$ , avec homologation coupe-feu	Screw with anchor or direct screwing, $\varnothing \geq 6 \text{ mm}$ , with fire protection approval
14	Schraube, Blindniete oder Lochschweissung	Vis, rivet aveugle, soudure bouchon	Screw, blind rivet or plug welding
15	Stahlschraube $\geq \text{M8}$	Boulon en acier $\geq \text{M8}$	Steel screw $\geq \text{M8}$
16	Senkschraube ISO 7046-1, M5x12	Vis à tête fraisée ISO 7046-1, M5x12	Countersunk screw ISO 7046-1, M5x12
17	Zylinderschraube ISO 4762, M5x16	Vis à tête cylindrique ISO 4762, M5x16	Cylinder head screw ISO 4762, M5x16
18	Sechskantschraube ISO4017, M8	Vis à tête hexagonale ISO4017, M8	Hexagonal bolt ISO4017, M8
19	Macroplast UK8101/UK5400 (Kleber)	Macroplast UK8101/UK5400 (colle)	Macroplast UK8101/UK5400 (glue)
20	Illbruck ME501 Twin Aktiv HI mit Illbruck SP025 Kleber	Illbruck ME501 Twin Aktiv HI avec colle Illbruck SP025	Illbruck ME501 Twin Aktiv HI with Illbruck SP025 glue
21	Terofol sd3 mit Terotech KDS Kleber	Terofol sd3 avec colle Terotech KDS	Terofol sd3 with Terotech KDS glue
22	Terofol sd150	Terofol sd150	Terofol sd150
23	PE-Stopfschnur	PE Cordon de bourrage	PE-Joint backer rod
24	Rundstahl $\varnothing 16 \text{ mm}$	Acier rond $\varnothing 16 \text{ mm}$	Round steel $\varnothing 16 \text{ mm}$
25	Formstahl $\geq 8 \text{ mm}$	Profilé d'acier $\geq 8 \text{ mm}$	Steel profile $\geq 8 \text{ mm}$
26	Formstahl $\geq 3 \text{ mm}$	Profilé d'acier $\geq 3 \text{ mm}$	Steel profile $\geq 3 \text{ mm}$
27	Senkblechschraube $\varnothing 4,2$	Vis à tôle à tête fraisée $\varnothing 4,2$	Countersunk haed tapping screw $\varnothing 4,2$
28	Senkschraube M5	Vis à tête fraisée M5	Countersunk screw M5
29	Stahlrohr $\geq 1,5 \text{ mm}$	Tube d'acier $\geq 1,5 \text{ mm}$	Steel tube $\geq 1,5 \text{ mm}$
30	Distanzband EPDM geschäumt, 15x3 mm	Bande d'écartement EPDM moussée, 15x3 mm	Packing tape EPDM foamed, 15x3 mm

\* ausschliesslich erlaubt

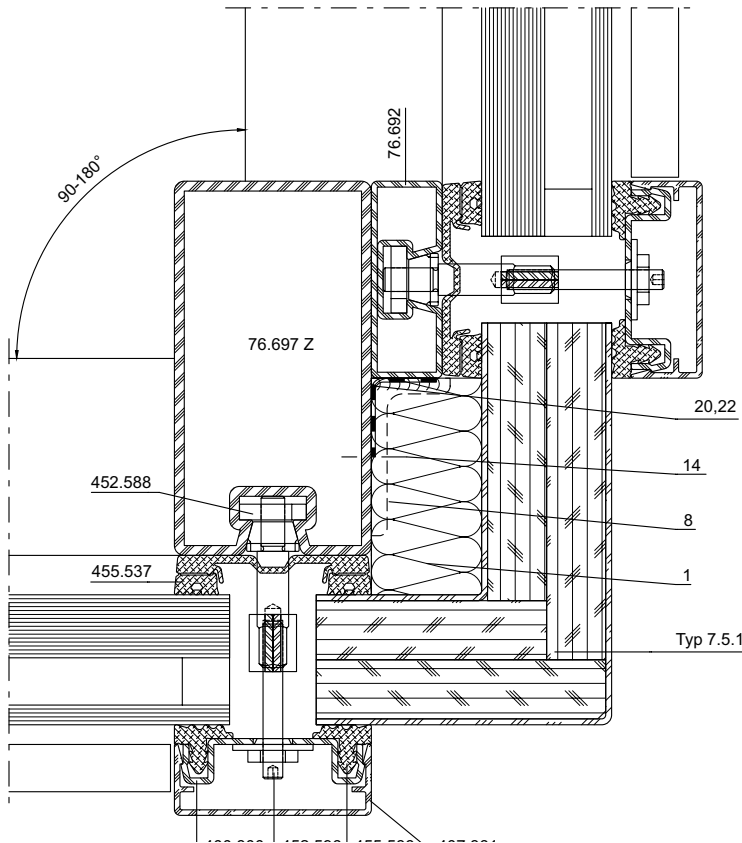
\* exclusivement autorisé

\* exclusively permitted

Aussenecke 90°

Angle extérieur 90°

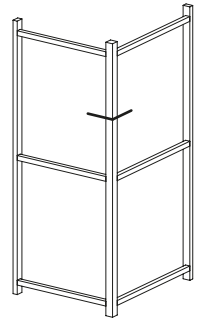
Outer corner 90°



Aufbau:  
 1x Brandschutzplatte,  $d \geq 15$  mm  
 Mineralwolle,  $d \geq 40$  mm  
 Trennwand:  
 Brandschutzplatte,  $d \geq (20+15)$  mm  
 Mineralwolle,  $d \geq 40$  mm

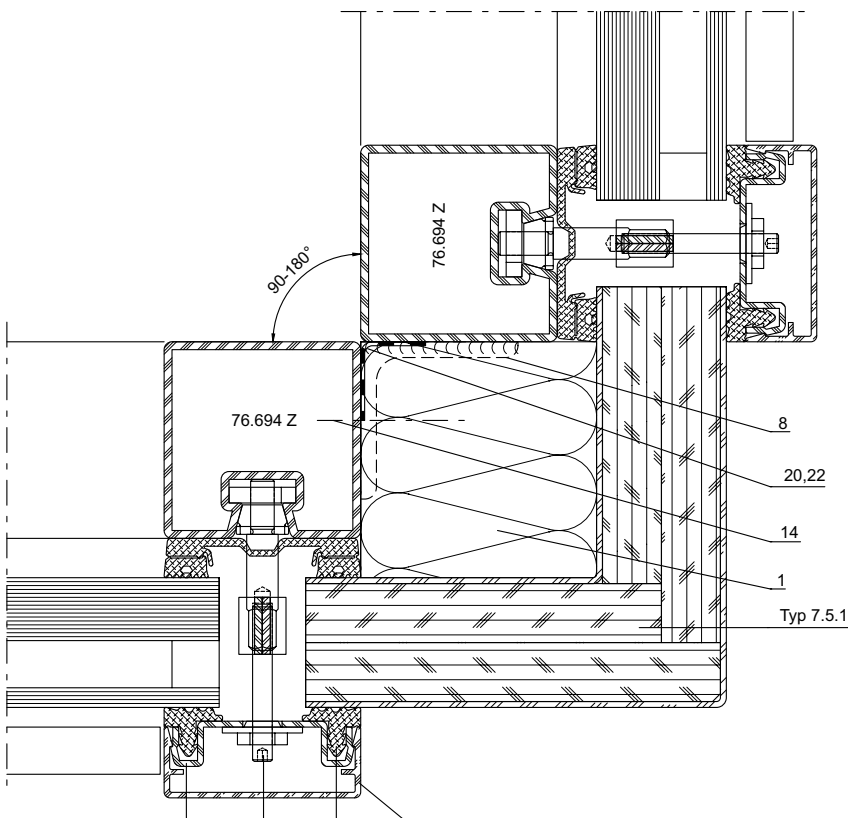
Composition:  
 1x Plaque coupe-feu,  $d \geq 15$  mm  
 Laine minérale,  $d \geq 40$  mm  
 Cloison:  
 Plaque coupe-feu,  $d \geq (20+15)$  mm  
 Laine minérale,  $d \geq 40$  mm

Composition:  
 1x Fire-resistant panel,  $d \geq 15$  mm  
 Mineral wool,  $d \geq 40$  mm  
 Partition wall:  
 Fire-resistant panel,  $d \geq (20+15)$  mm  
 Mineral wool,  $d \geq 40$  mm



DXF DWG

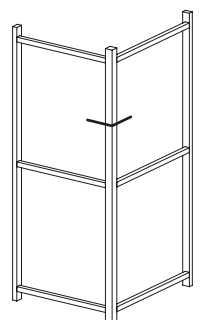
51-0501-K-017



Aufbau:  
 1x Brandschutzplatte,  $d \geq 15$  mm  
 Mineralwolle,  $d \geq 40$  mm  
 Trennwand:  
 Brandschutzplatte,  $d \geq (20+15)$  mm  
 Mineralwolle,  $d \geq 40$  mm

Composition:  
 1x Plaque coupe-feu,  $d \geq 15$  mm  
 Laine minérale,  $d \geq 40$  mm  
 Cloison:  
 Plaque coupe-feu,  $d \geq (20+15)$  mm  
 Laine minérale,  $d \geq 40$  mm

Composition:  
 1x Fire-resistant panel,  $d \geq 15$  mm  
 Mineral wool,  $d \geq 40$  mm  
 Partition wall:  
 Fire-resistant panel,  $d \geq (20+15)$  mm  
 Mineral wool,  $d \geq 40$  mm



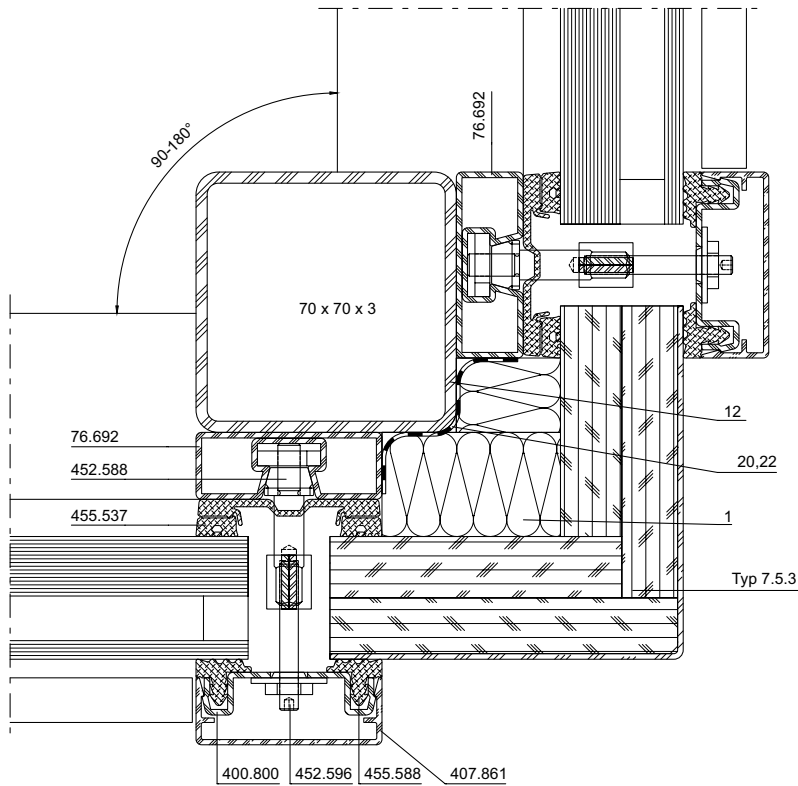
DXF DWG

51-0501-K-018

**Aussenecke 90°**

**Angle extérieur 90°**

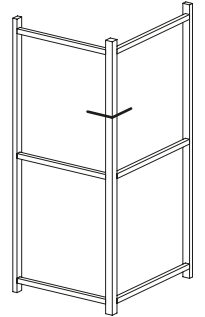
**Outer corner 90°**



**Aufbau:**  
 1x Brandschutzplatte,  $d \geq 15$  mm  
 Mineralwolle,  $d \geq 40$  mm  
**Trennwand:**  
 Brandschutzplatte,  $d \geq (20+15)$  mm  
 Mineralwolle,  $d \geq 40$  mm

**Composition:**  
 1x Plaque coupe-feu,  $d \geq 15$  mm  
 Laine minérale,  $d \geq 40$  mm  
**Cloison:**  
 Plaque coupe-feu,  $d \geq (20+15)$  mm  
 Laine minérale,  $d \geq 40$  mm

**Composition:**  
 1x Fire-resistant panel,  $d \geq 15$  mm  
 Mineral wool,  $d \geq 40$  mm  
**Partition wall:**  
 Fire-resistant panel,  $d \geq (20+15)$  mm  
 Mineral wool,  $d \geq 40$  mm



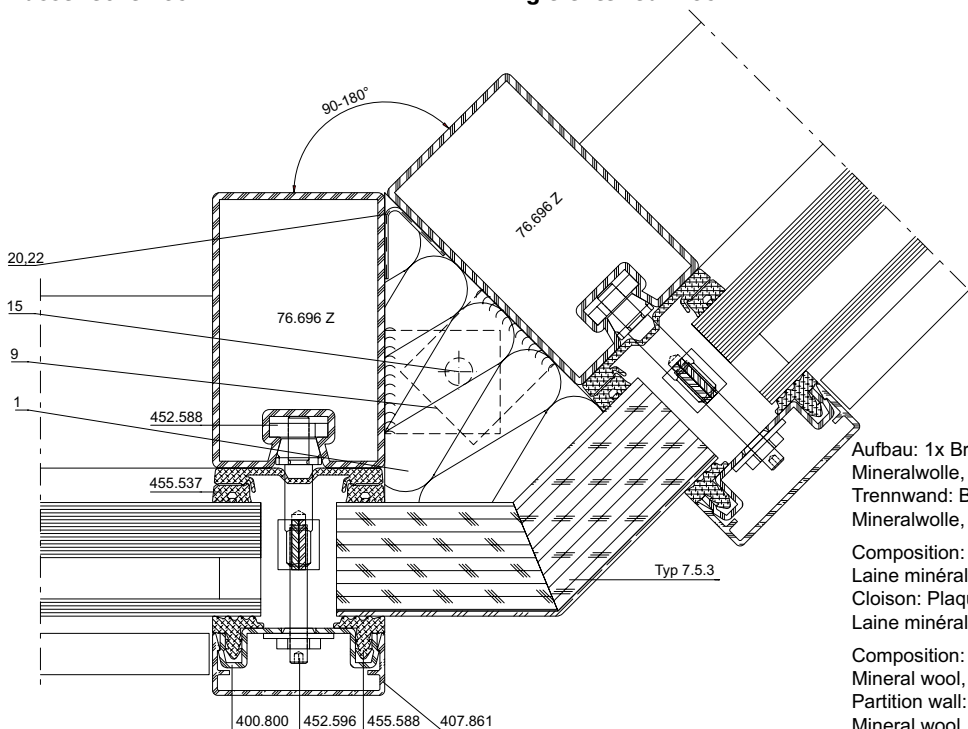
**DXF** **DWG**

51-0501-K-019

**Aussenecke 135°**

**Angle extérieur 135°**

**Outer corner 135°**



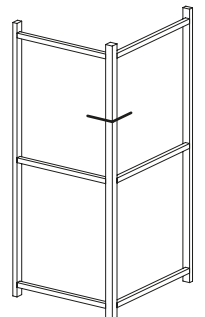
**Aufbau:** 1x Brandschutzplatte,  $d \geq 15$  mm  
 Mineralwolle,  $d \geq 40$  mm  
**Trennwand:** Brandschutzplatte,  $d \geq (20+15)$  mm  
 Mineralwolle,  $d \geq 40$  mm

**Composition:** 1x Plaque coupe-feu,  $d \geq 15$  mm  
 Laine minérale,  $d \geq 40$  mm  
**Cloison:** Plaque coupe-feu,  $d \geq (20+15)$  mm  
 Laine minérale,  $d \geq 40$  mm

**Composition:** 1x Fire-resistant panel,  $d \geq 15$  mm  
 Mineral wool,  $d \geq 40$  mm  
**Partition wall:** Fire-resistant panel,  $d \geq (20+15)$  mm  
 Mineral wool,  $d \geq 40$  mm

**DXF** **DWG**

51-0501-K-020

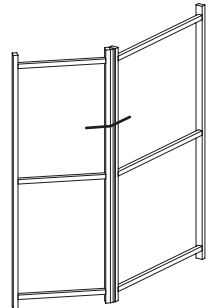
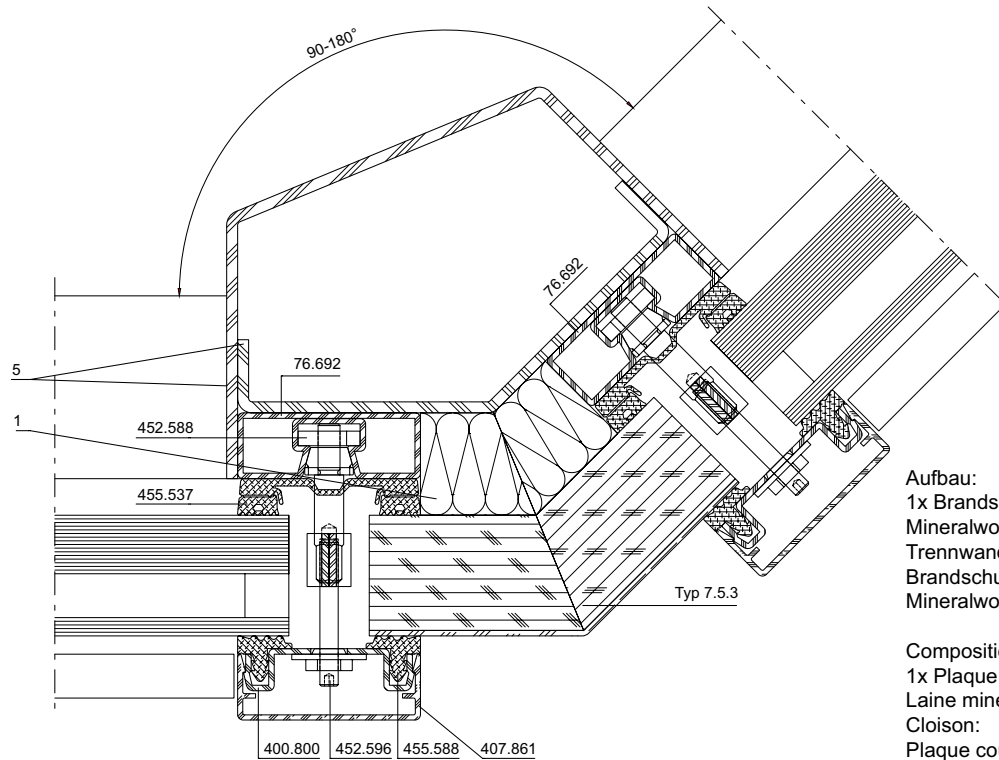




Aussenecke

Angle extérieur

Outer corner



DXF DWG

51-0501-K-021

Aufbau:  
 1x Brandschutzplatte,  $d \geq 15$  mm  
 Mineralwolle,  $d \geq 40$  mm  
 Trennwand:  
 Brandschutzplatte,  $d \geq (20+15$  mm)  
 Mineralwolle,  $d \geq 40$  mm

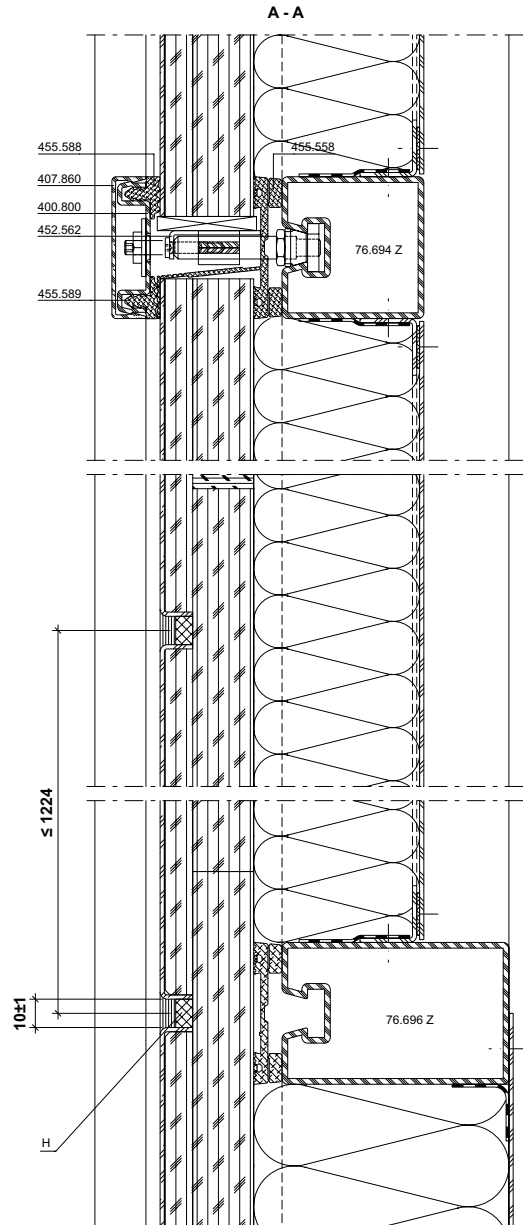
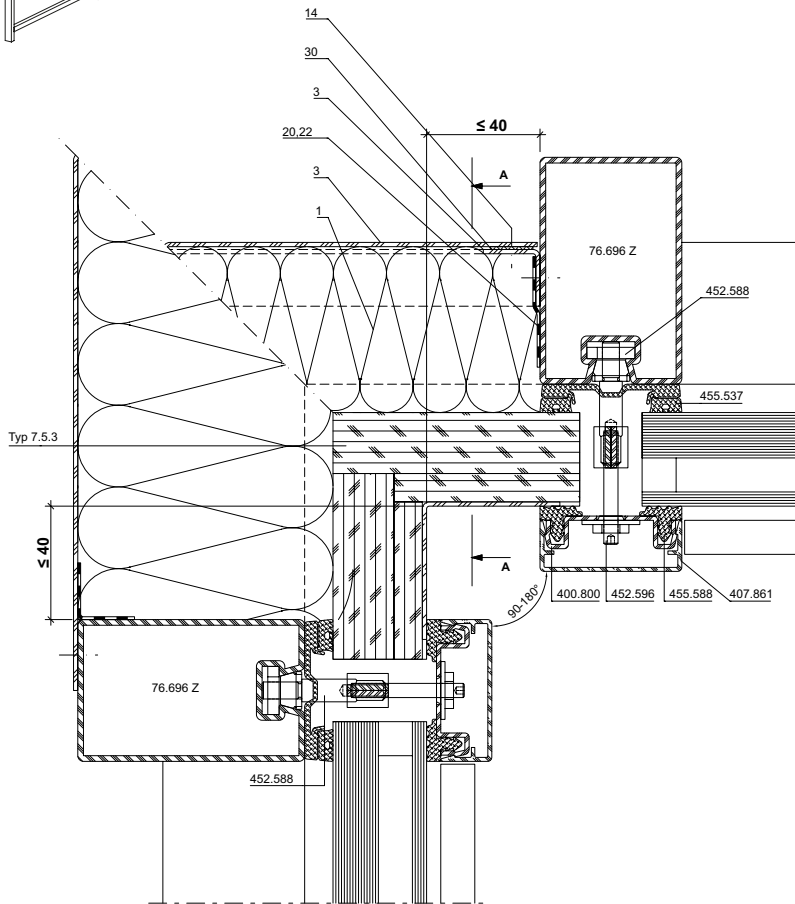
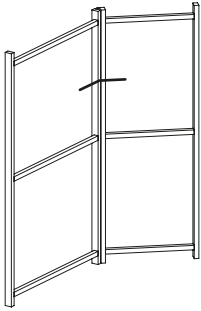
Composition:  
 1x Plaque coupe-feu,  $d \geq 15$  mm  
 Laine minérale,  $d \geq 40$  mm  
 Cloison:  
 Plaque coupe-feu,  $d \geq (20+15$  mm)  
 Laine minérale,  $d \geq 40$  mm

Composition:  
 1x Fire-resistant panel,  $d \geq 15$  mm  
 Mineral wool,  $d \geq 40$  mm  
 Partition wall:  
 Fire-resistant panel,  $d \geq (20+15$  mm)  
 Mineral wool,  $d \geq 40$  mm

**Innenecke 90°-180°**

**Angle intérieur 90°-180°**

**Inner corner 90°-180°**



- Aufbau:**  
 1x Brandschutzplatte, d ≥ 15 mm  
 Mineralwolle, d ≥ 40 mm  
**Trennwand:**  
 Brandschutzplatte, d ≥ (20+15 mm)  
 Mineralwolle, d ≥ 40 mm
- Composition:**  
 1x Plaque coupe-feu, d ≥ 15 mm  
 Laine minérale, d ≥ 40 mm  
**Cloison:**  
 Plaque coupe-feu, d ≥ (20+15 mm)  
 Laine minérale, d ≥ 40 mm
- Composition:**  
 1x Fire-resistant panel, d ≥ 15 mm  
 Mineral wool, d ≥ 40 mm  
**Partition wall:**  
 Fire-resistant panel, d ≥ (20+15 mm)  
 Mineral wool, d ≥ 40 mm

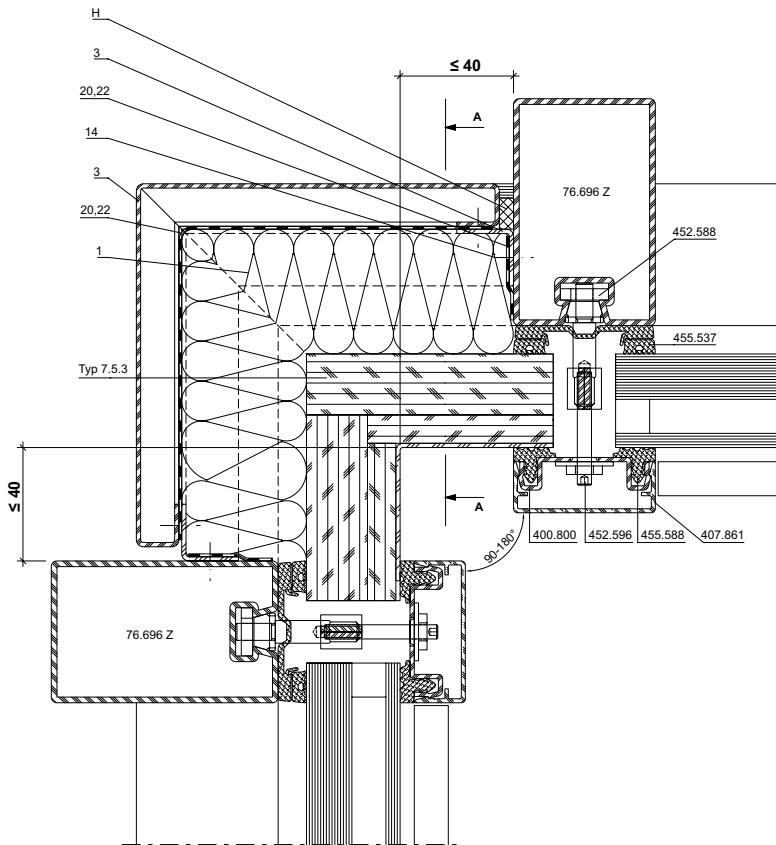
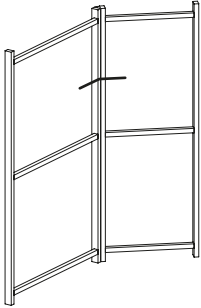
**DXF DWG**

51-0501-K-008

**Innenecke 90°-180°**

**Angle intérieur 90°-180°**

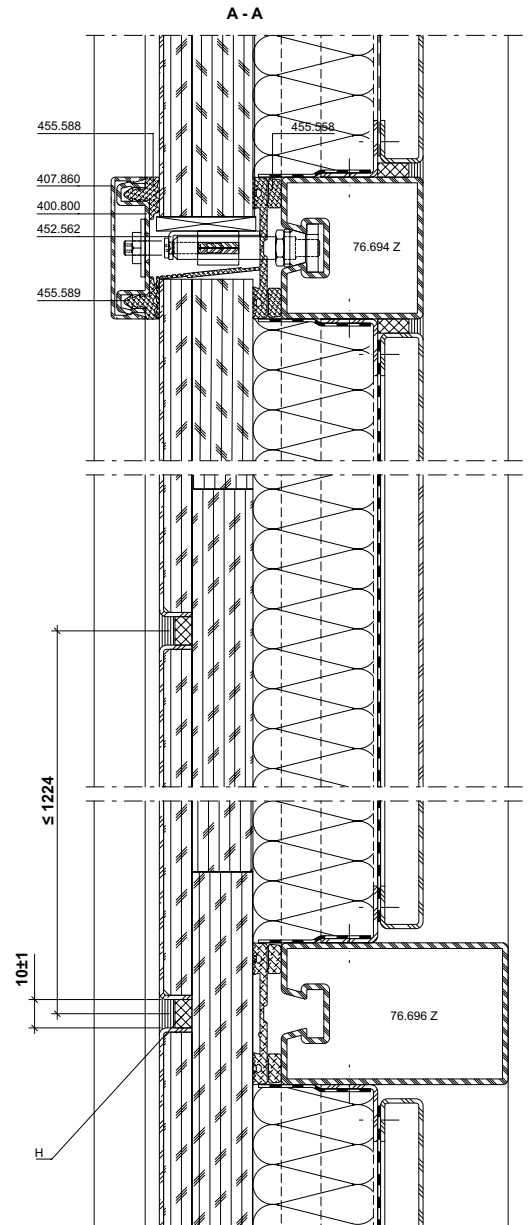
**Inner corner 90°-180°**



**Aufbau:**  
 1x Brandschutzplatte,  $d \geq 15$  mm  
 Mineralwolle,  $d \geq 40$  mm  
**Trennwand:**  
 Brandschutzplatte,  $d \geq (20+15)$  mm  
 Mineralwolle,  $d \geq 40$  mm

**Composition:**  
 1x Plaque coupe-feu,  $d \geq 15$  mm  
 Laine minérale,  $d \geq 40$  mm  
**Cloison:**  
 Plaque coupe-feu,  $d \geq (20+15)$  mm  
 Laine minérale,  $d \geq 40$  mm

**Composition:**  
 1x Fire-resistant panel,  $d \geq 15$  mm  
 Mineral wool,  $d \geq 40$  mm  
**Partition wall:**  
 Fire-resistant panel,  $d \geq (20+15)$  mm  
 Mineral wool,  $d \geq 40$  mm



**DXF** **DWG**

51-0501-K-009

Anschlüsse am Bau im Massstab 1:2

Raccords au mur à l'échelle 1:2

Attachment to structure on scale 1:2

VISS Fire EI30 Fassade/Trennwand

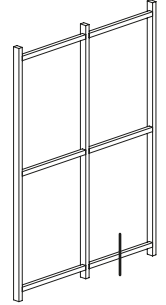
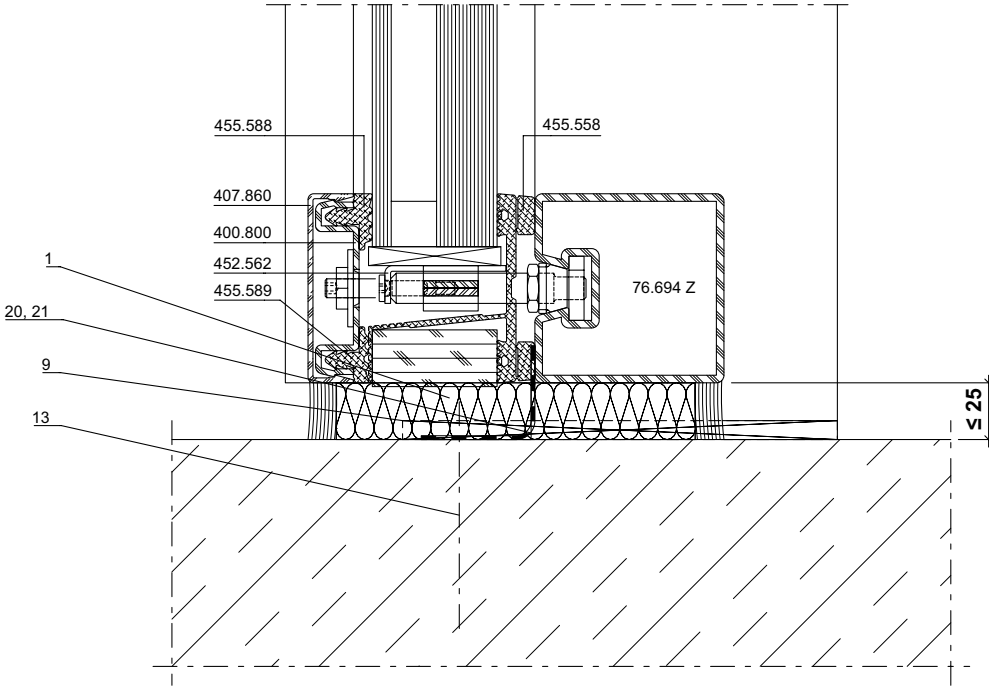
VISS Fire EI30 façade/cloison

VISS Fire EI30 façade/partition wall

Bodenanschluss


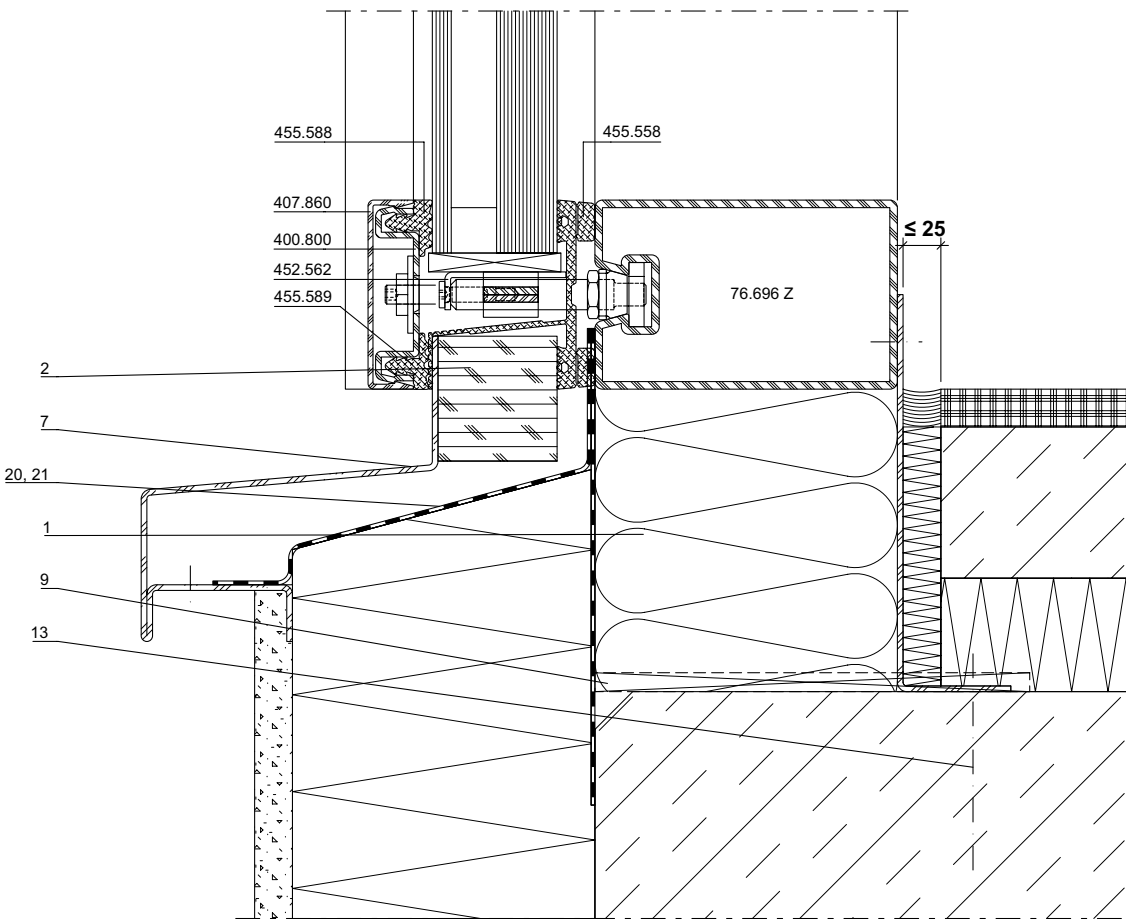
Fixation au sol

Floor attachment



DXF DWG

51-0501-A-001



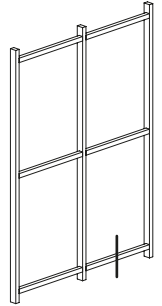
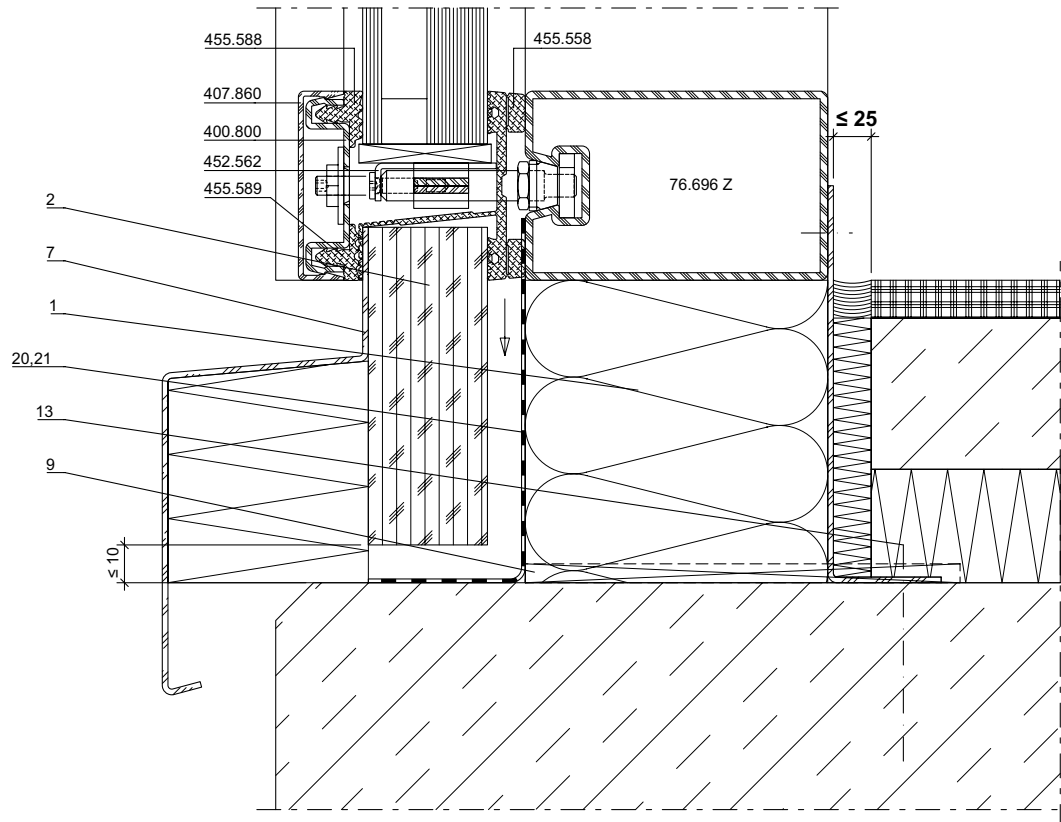
DXF DWG

51-0501-A-002

Bodenanschluss

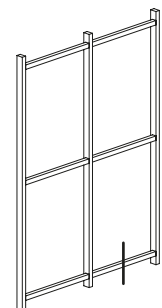
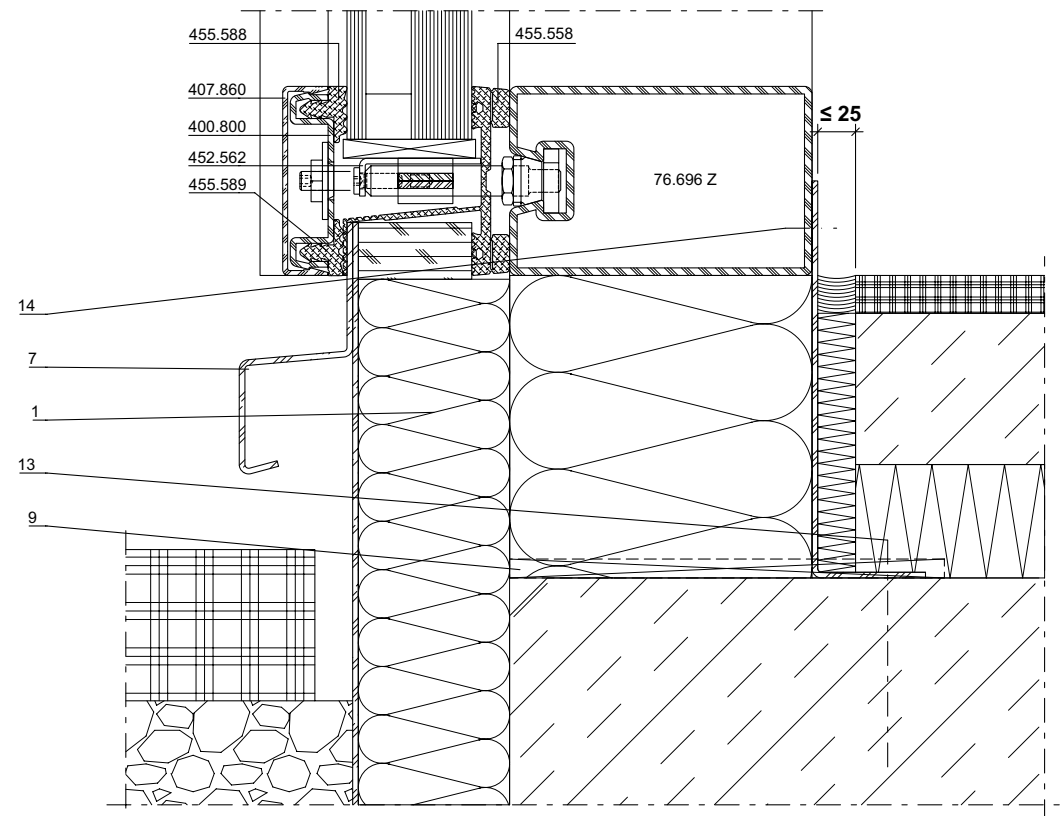
Fixation au sol

Floor attachment



DXF DWG

51-0501-A-003



DXF DWG

51-0501-A-004

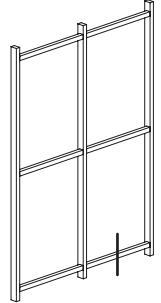
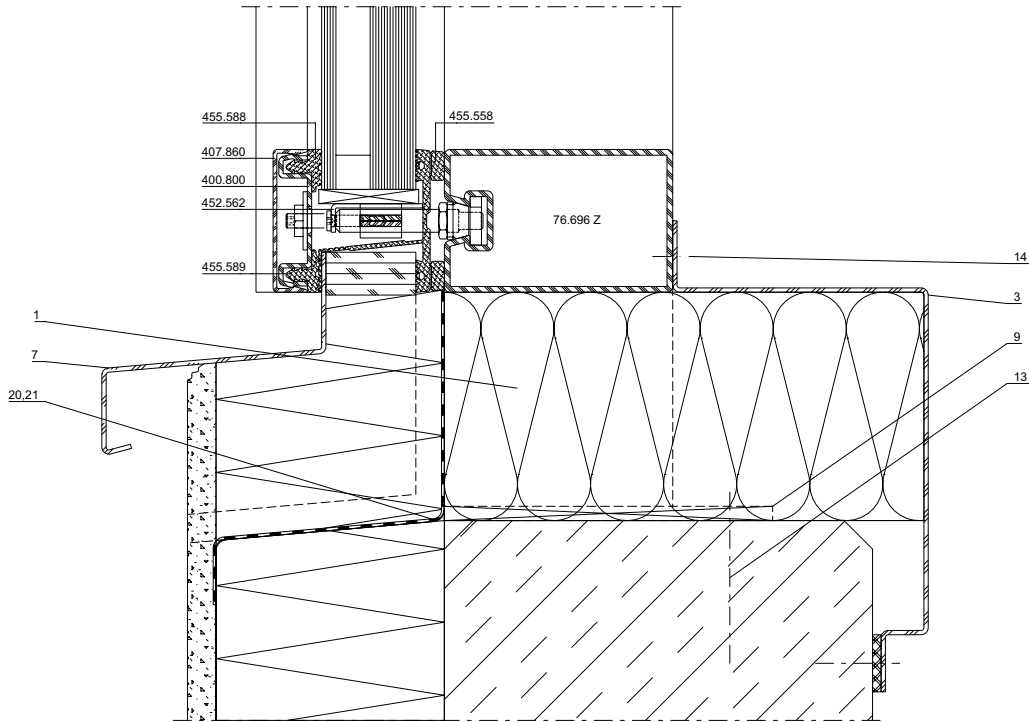
Anschlüsse am Bau im Massstab 1:2  
Raccords au mur à l'échelle 1:2  
Attachment to structure on scale 1:2

VISS Fire EI30 Fassade/Trennwand  
VISS Fire EI30 façade/cloison  
VISS Fire EI30 façade/partition wall

Bodenanschluss

Fixation au sol

Floor attachment



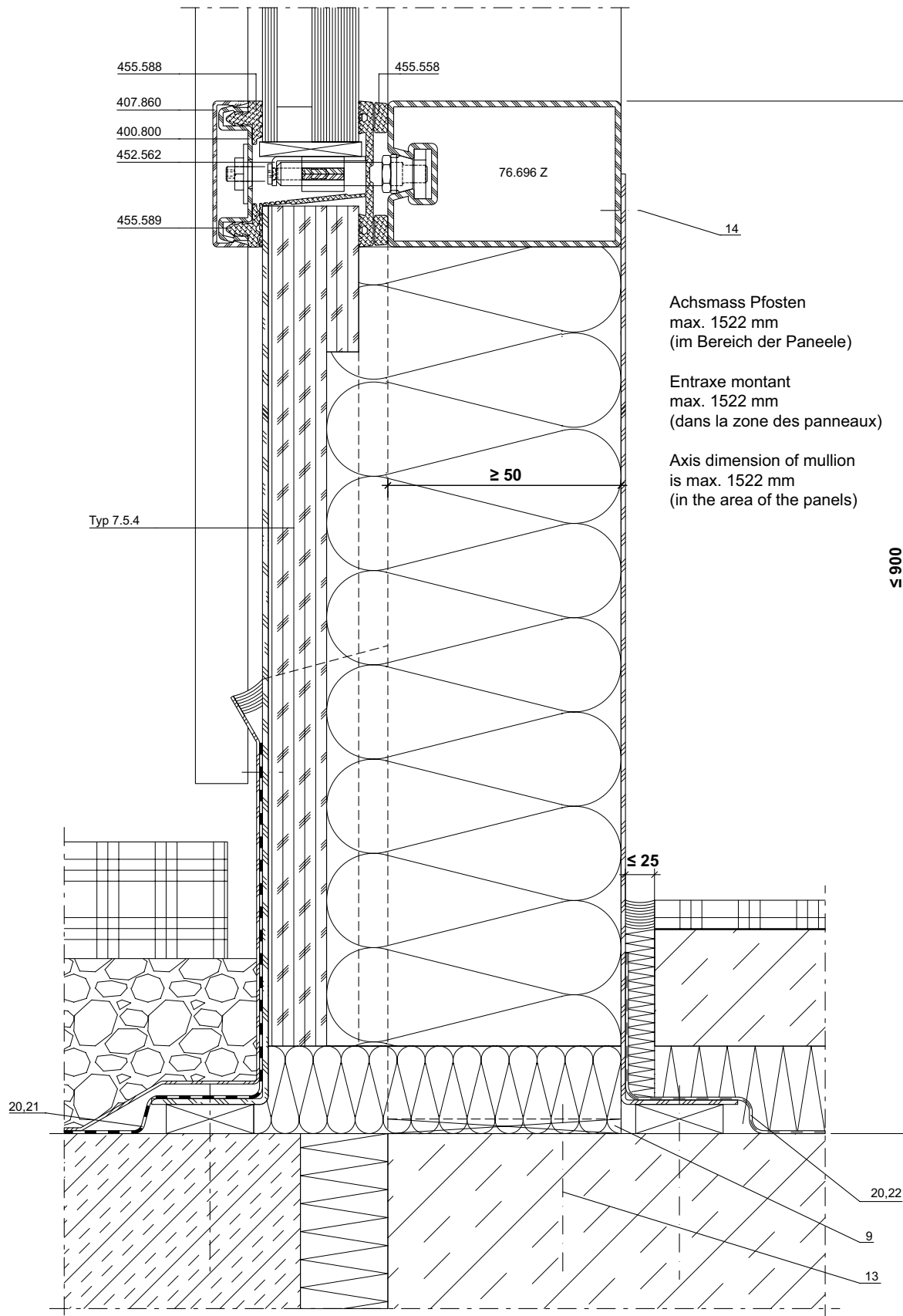
DXF DWG

51-0501A-005

Bodenanschluss

Fixation au sol

Floor attachment



DXF DWG  
 51-0501-A-006

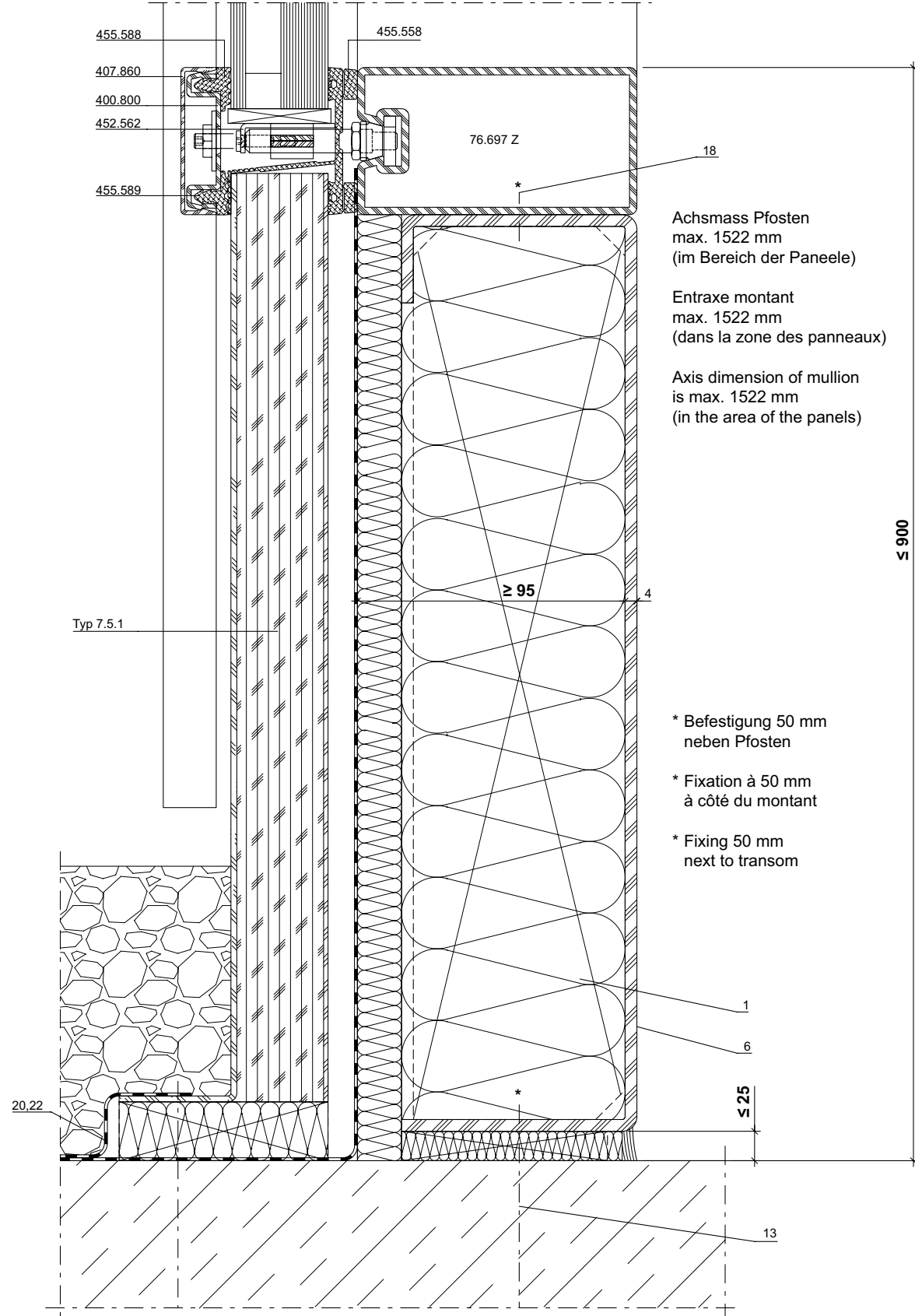
**Anschlüsse am Bau im Massstab 1:2**  
**Raccords au mur à l'échelle 1:2**  
**Attachment to structure on scale 1:2**

**VISS Fire EI30 Fassade/Trennwand**  
**VISS Fire EI30 façade/cloison**  
**VISS Fire EI30 façade/partition wall**

**Bodenanschluss**

**Fixation au sol**

**Floor attachment**



**DXF** **DWG**

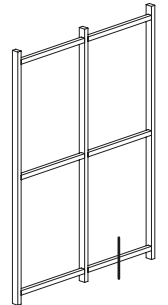
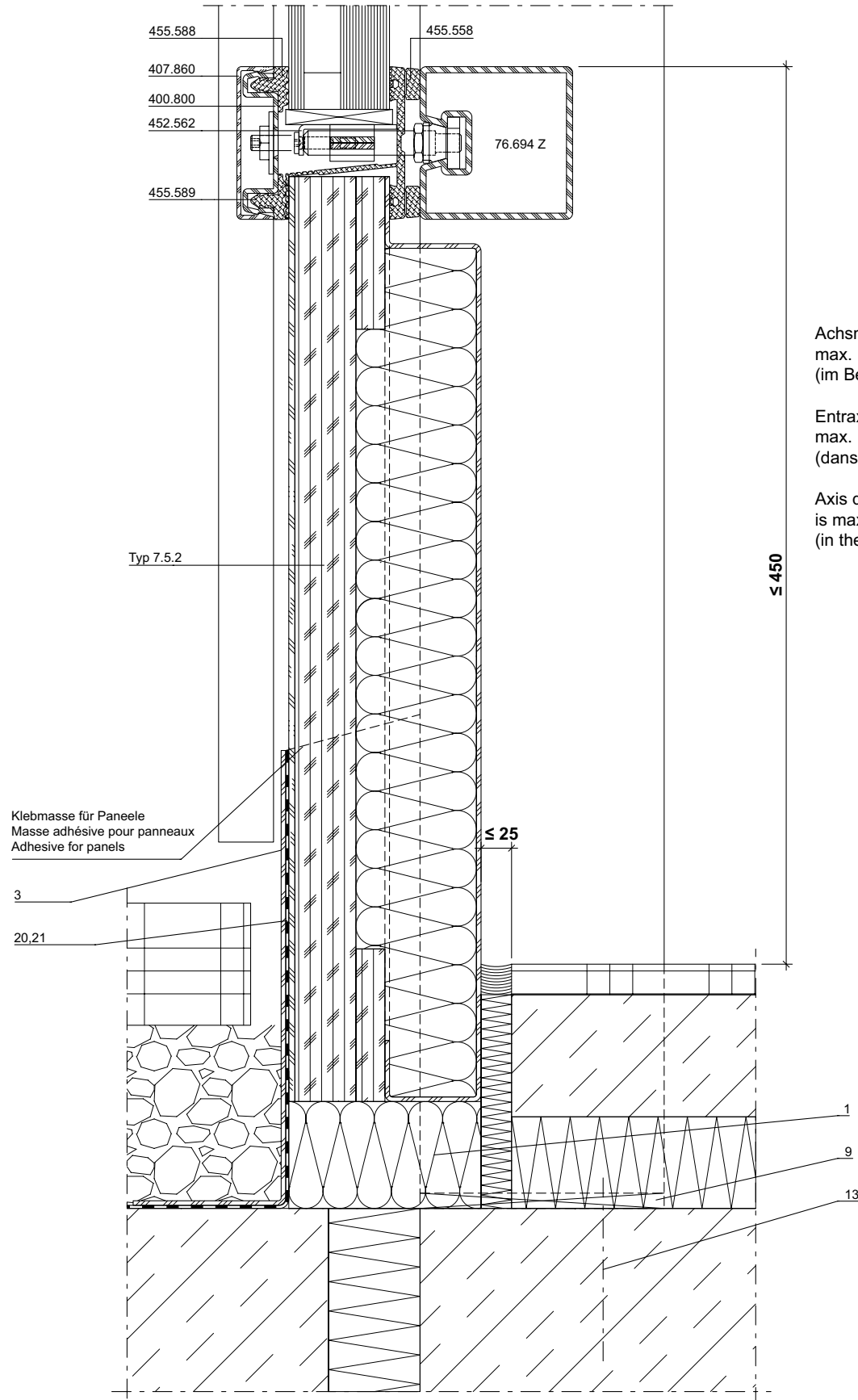
51-0501-A-007



Bodenanschluss

Fixation au sol

Floor attachment



Achsmass Pfosten  
max. 1522 mm  
(im Bereich der Paneele)

Entraxe montant  
max. 1522 mm  
(dans la zone des panneaux)

Axis dimension of mullion  
is max. 1522 mm  
(in the area of the panels)

DXF DWG

51-0501-A-008

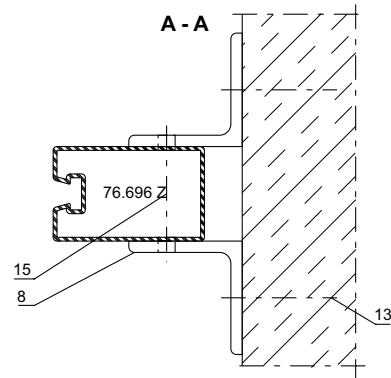
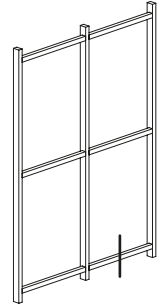
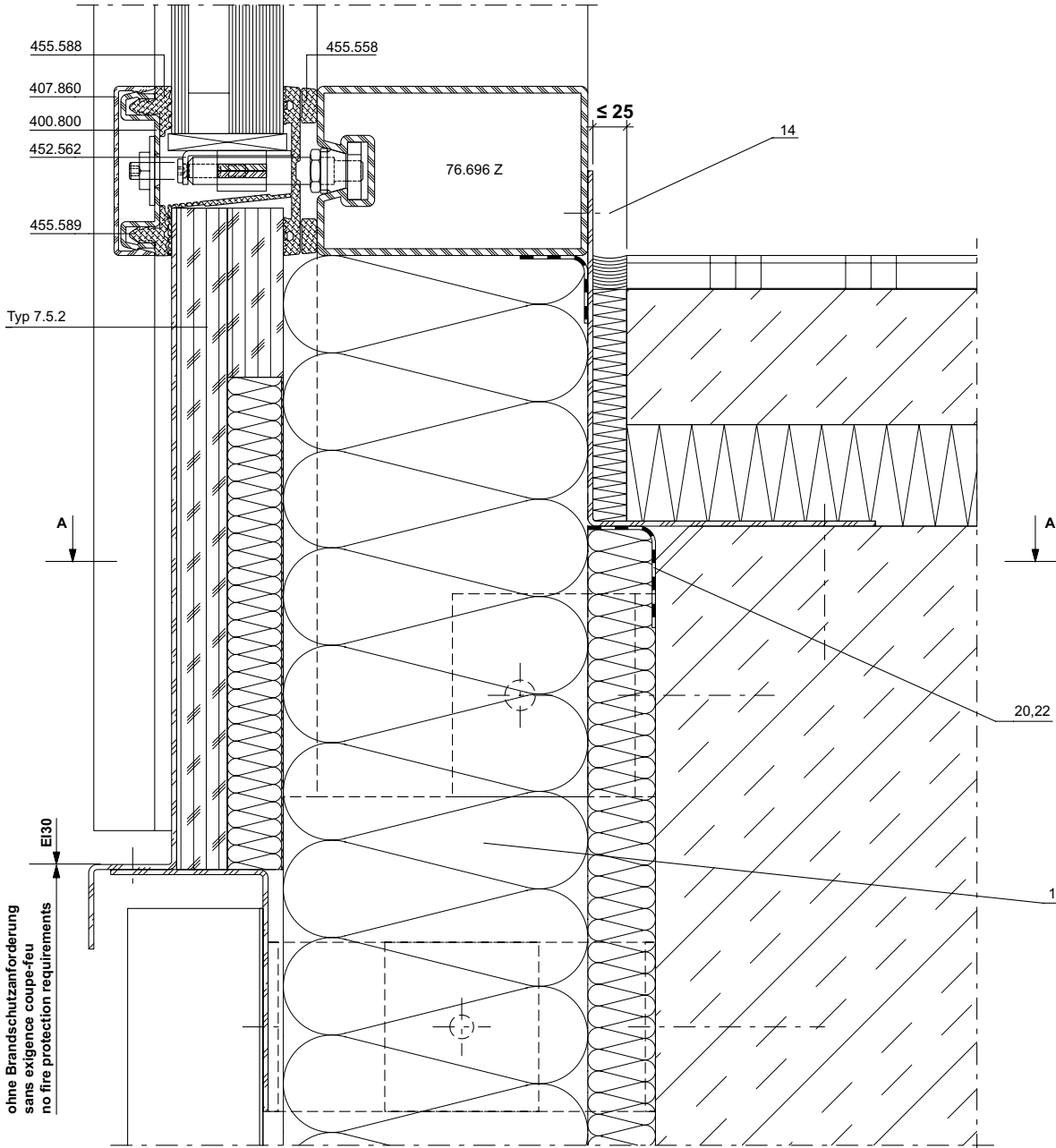
**Anschlüsse am Bau im Massstab 1:2**  
**Raccords au mur à l'échelle 1:2**  
**Attachment to structure on scale 1:2**

**VISS Fire EI30 Fassade/Trennwand**  
**VISS Fire EI30 façade/cloison**  
**VISS Fire EI30 façade/partition wall**

**Bodenanschluss**

**Fixation au sol**

**Floor attachment**



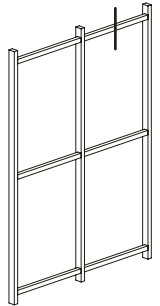
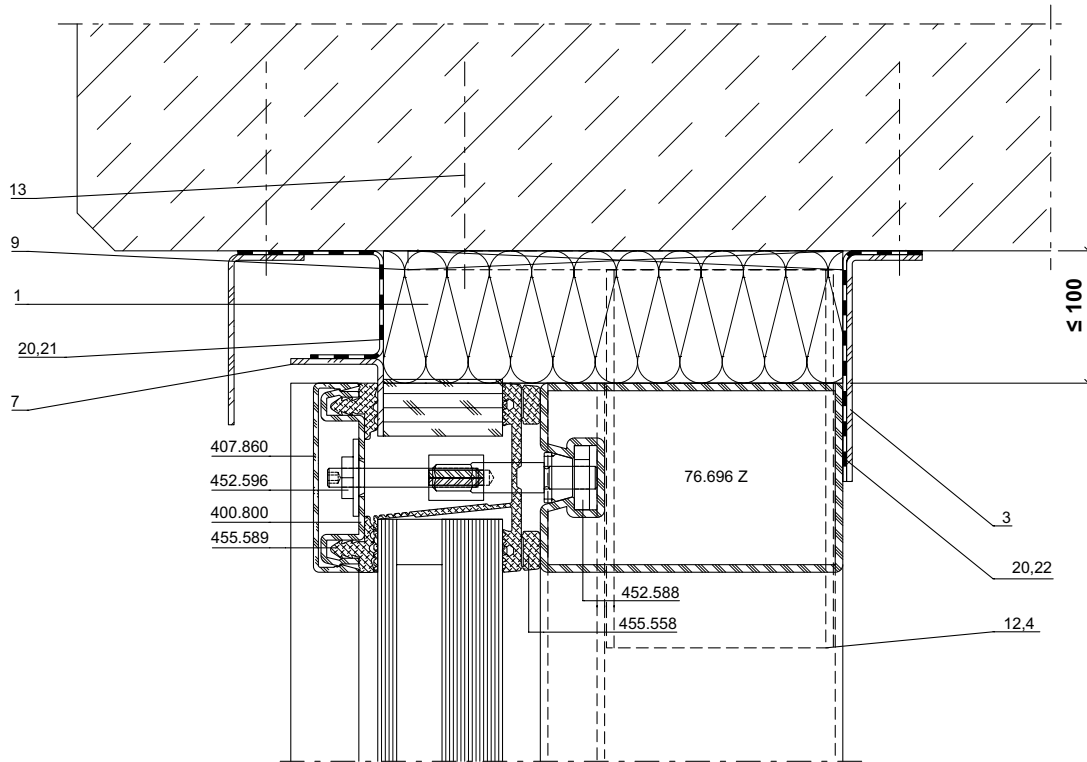
**DXF DWG**

51-0501-A-009

Deckenanschluss

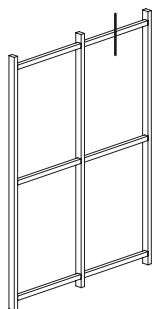
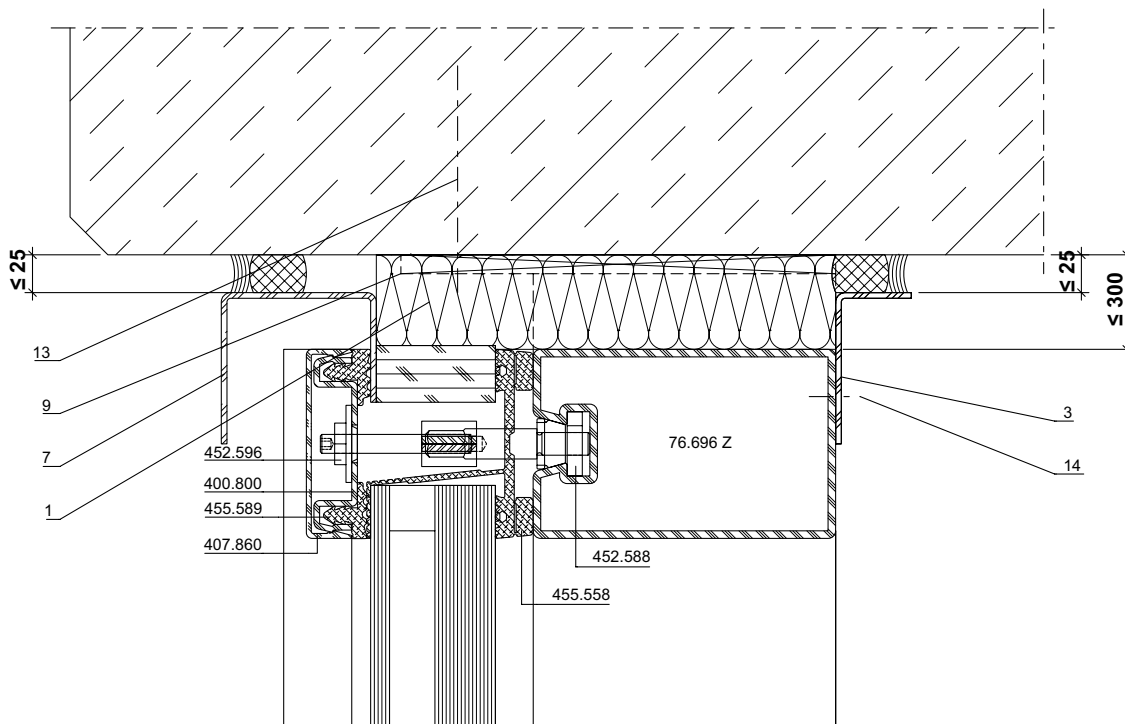
Fixation au plafond

Intermediate floor attachment



DXF DWG

51-0501-A-011



DXF DWG

51-0501-A-012

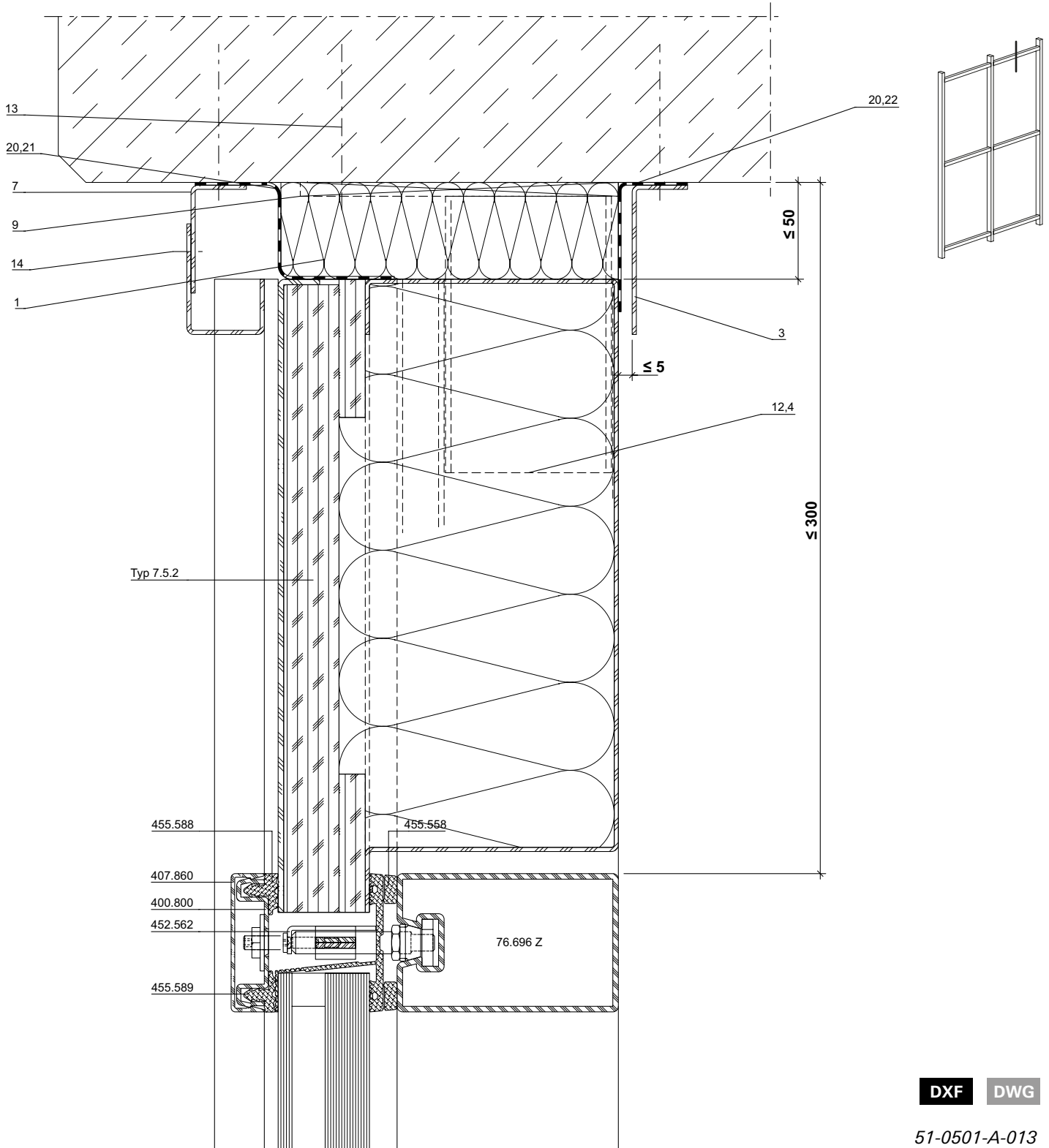
Anschlüsse am Bau im Massstab 1:2  
Raccords au mur à l'échelle 1:2  
Attachment to structure on scale 1:2

VISS Fire EI30 Fassade/Trennwand  
VISS Fire EI30 façade/cloison  
VISS Fire EI30 façade/partition wall

Deckenanschluss

Fixation au plafond

Intermediate floor attachment



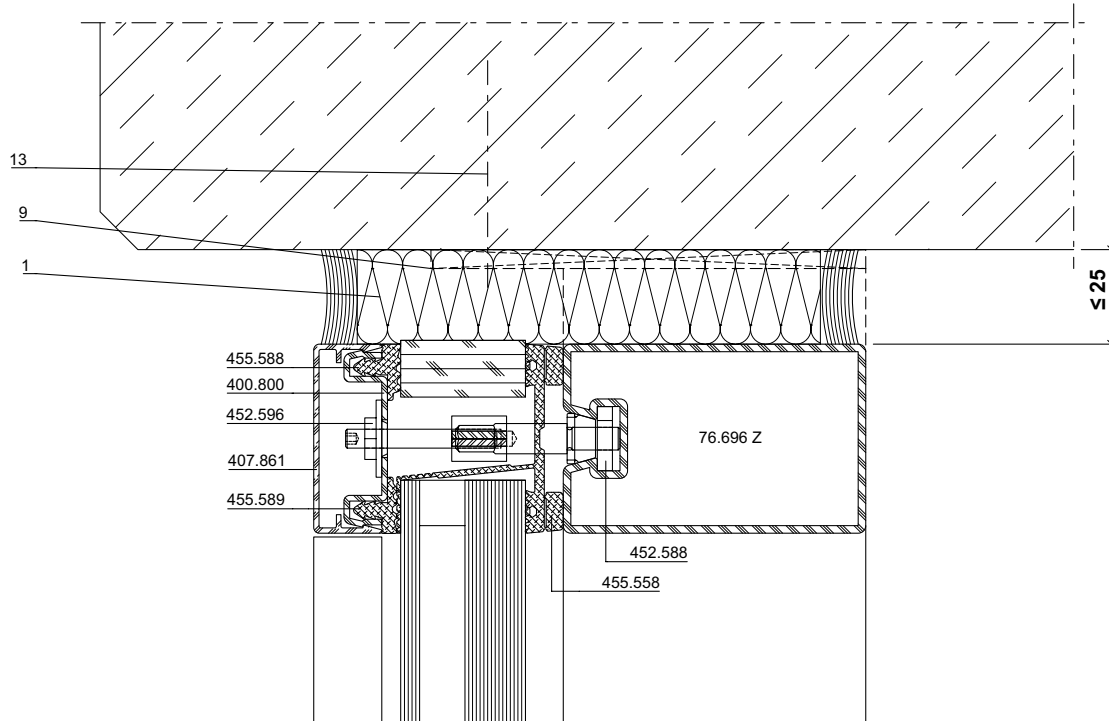
Anschlüsse am Bau im Masstab 1:2  
Raccords au mur à l'échelle 1:2  
Attachment to structure on scale 1:2

VISS Fire EI30 Fassade/Trennwand  
VISS Fire EI30 façade/cloison  
VISS Fire EI30 façade/partition wall

Deckenanschluss

Fixation au plafond

Intermediate floor attachment



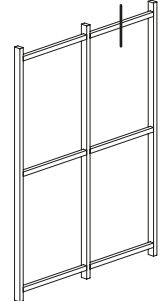
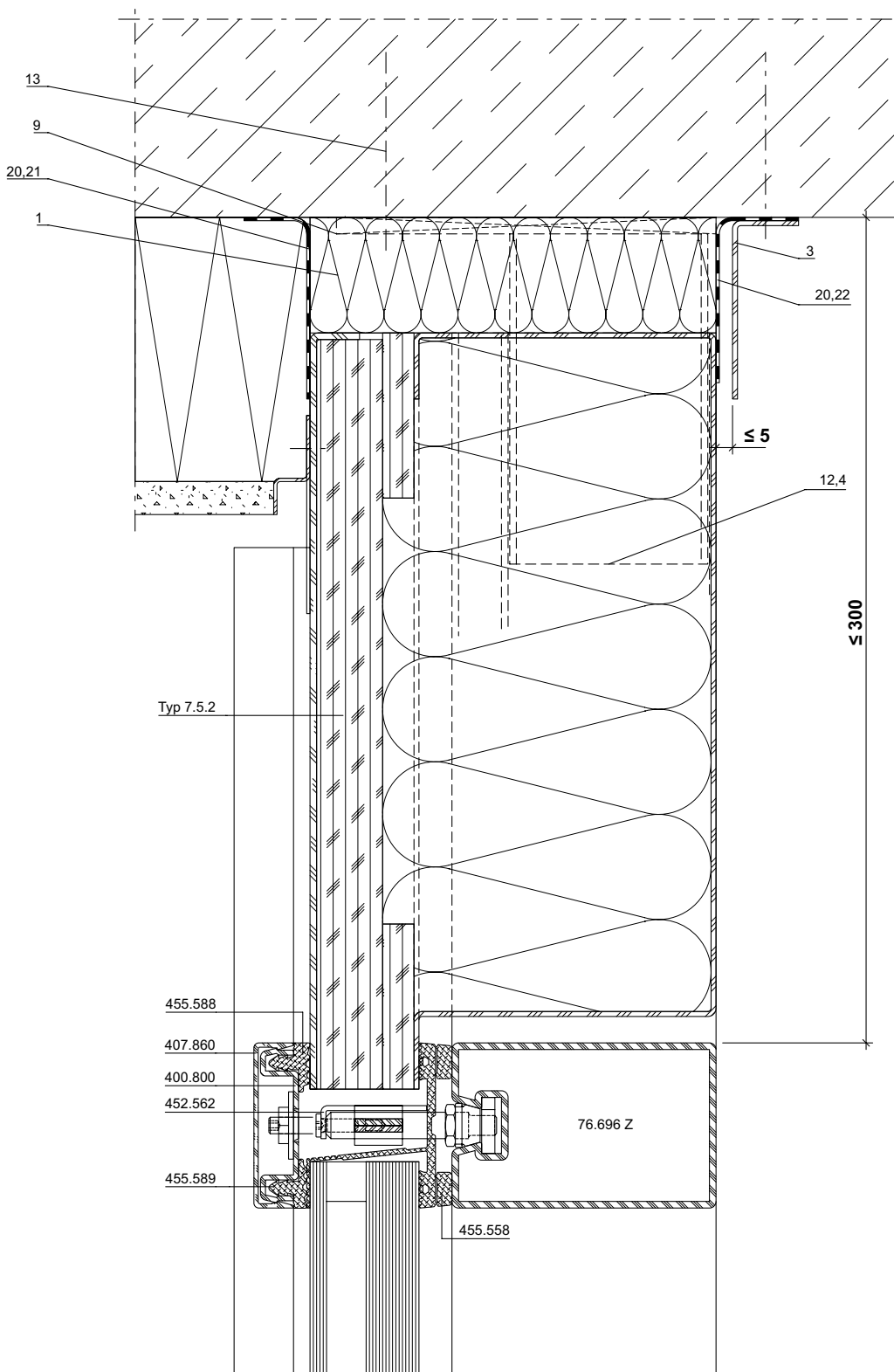
DXF DWG

51-0501-A-014

**Deckenanschluss**

**Fixation au plafond**

**Intermediate floor attachment**



**DXF** **DWG**

51-0501-A-015

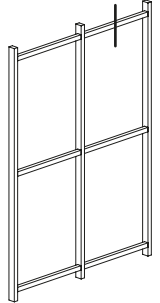
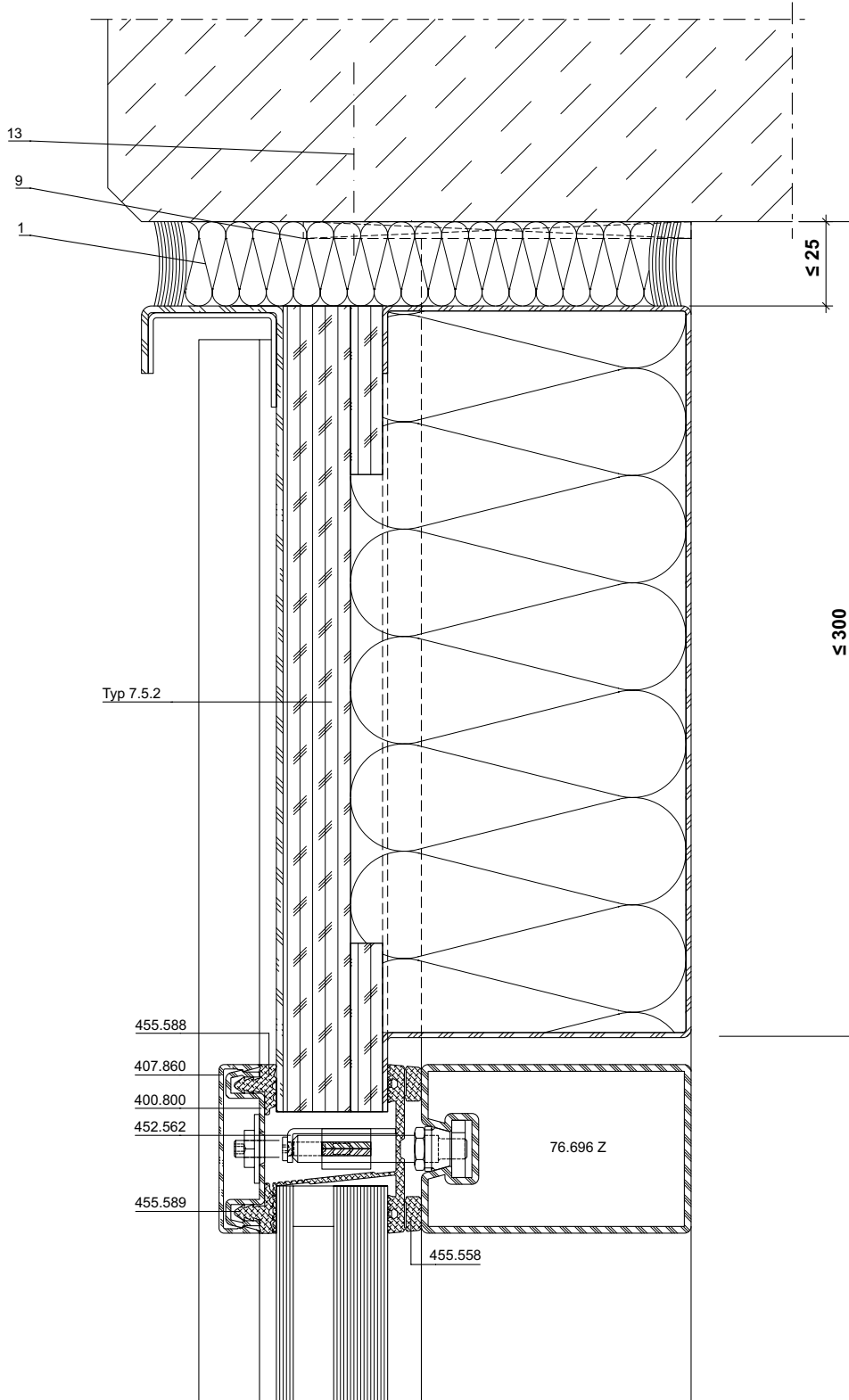
Anschlüsse am Bau im Massstab 1:2  
Raccords au mur à l'échelle 1:2  
Attachment to structure on scale 1:2

VISS Fire EI30 Fassade/Trennwand  
VISS Fire EI30 façade/cloison  
VISS Fire EI30 façade/partition wall

Deckenanschluss

Fixation au plafond

Intermediate floor attachment



DXF DWG

51-0501-A-016

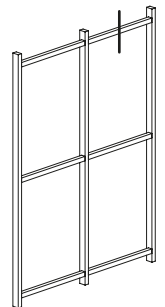
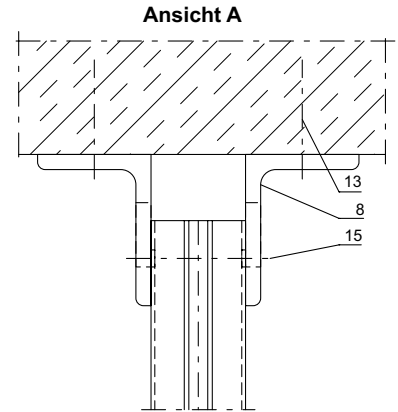
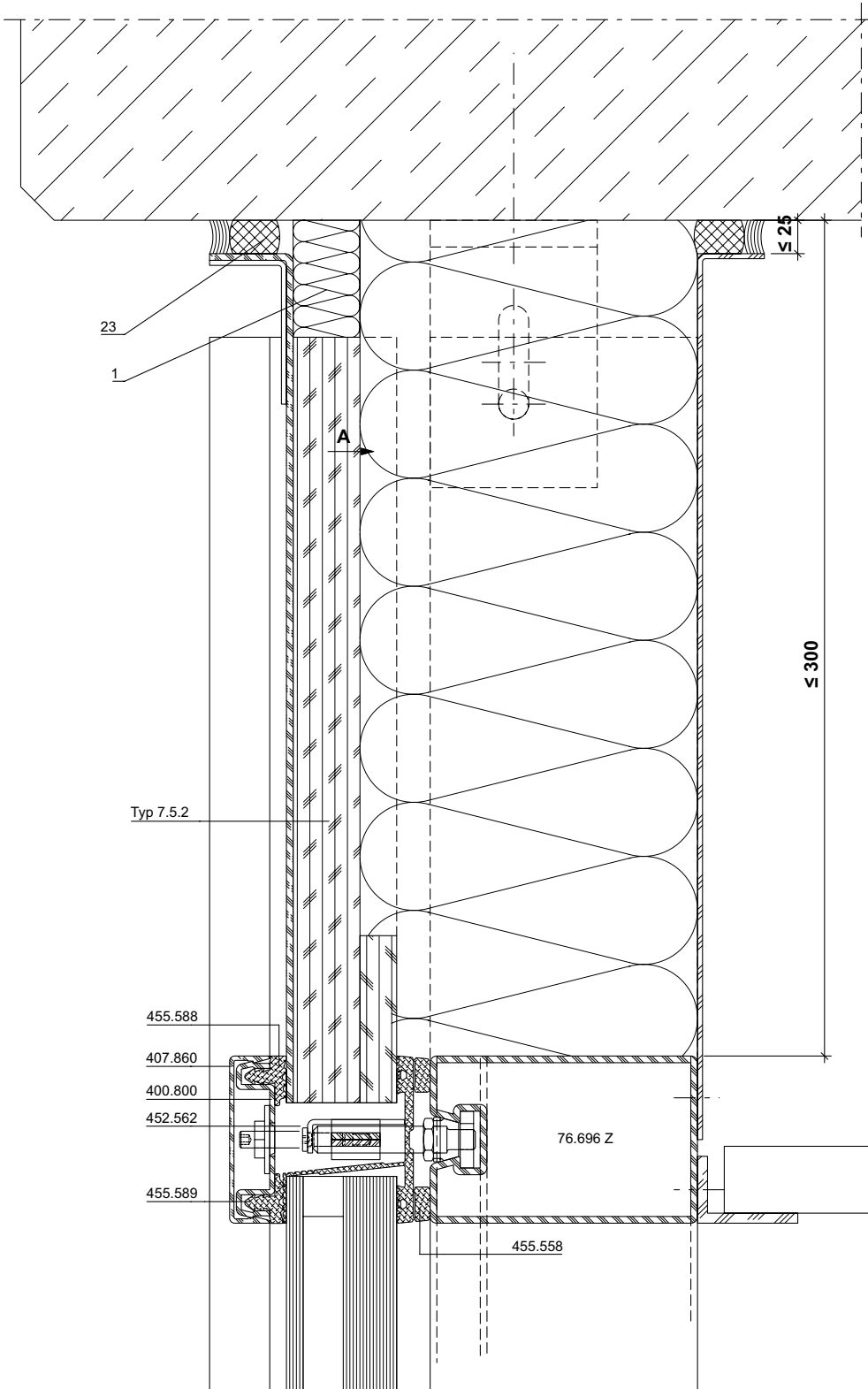
Anschlüsse am Bau im Massstab 1:2  
 Raccords au mur à l'échelle 1:2  
 Attachment to structure on scale 1:2

VISS Fire EI30 Fassade/Trennwand  
 VISS Fire EI30 façade/cloison  
 VISS Fire EI30 façade/partition wall

Deckenanschluss

Fixation au plafond

Intermediate floor attachment



DXF DWG

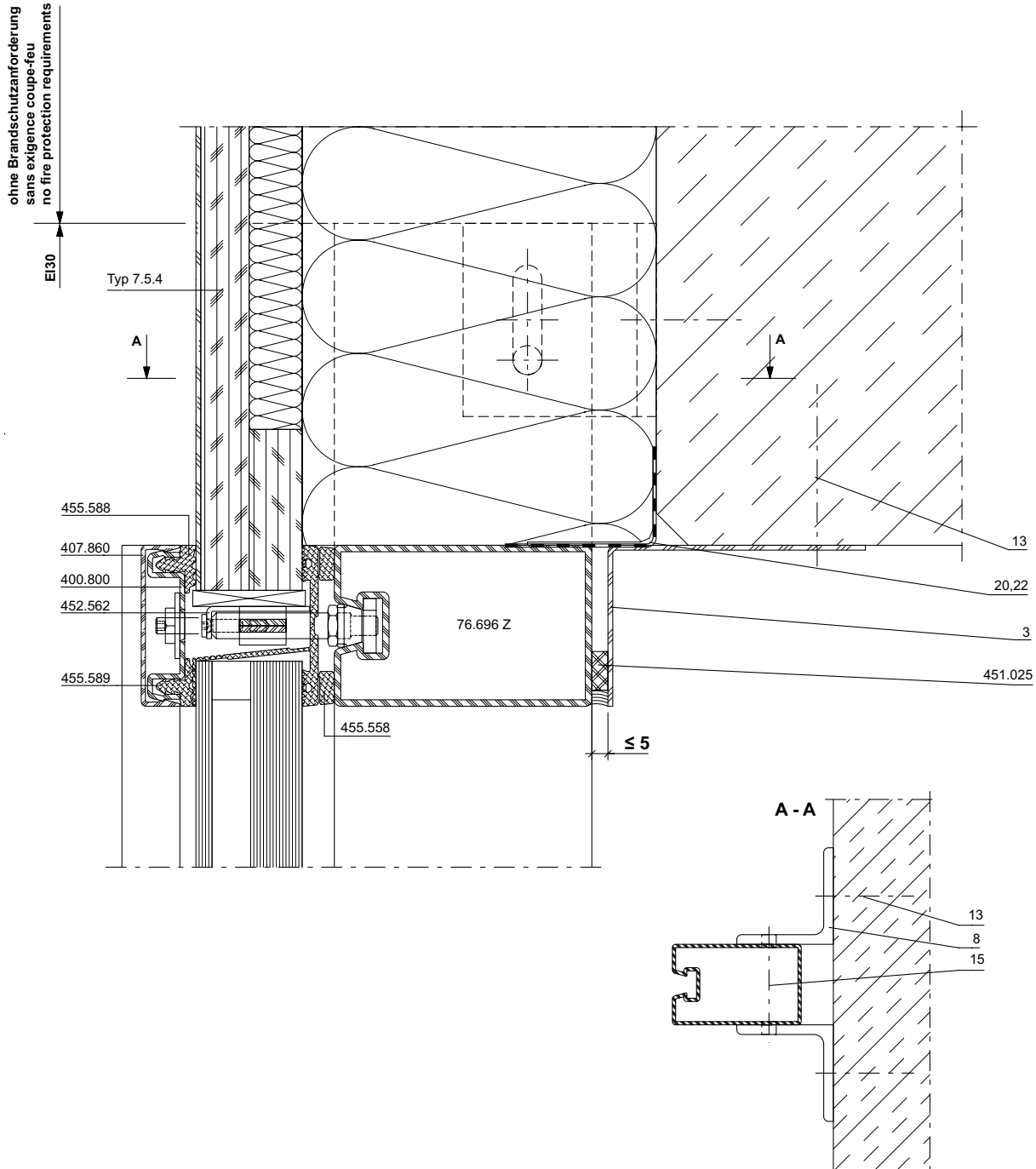
51-0501-A-017



Deckenanschluss

Fixation au plafond

Intermediate floor attachment



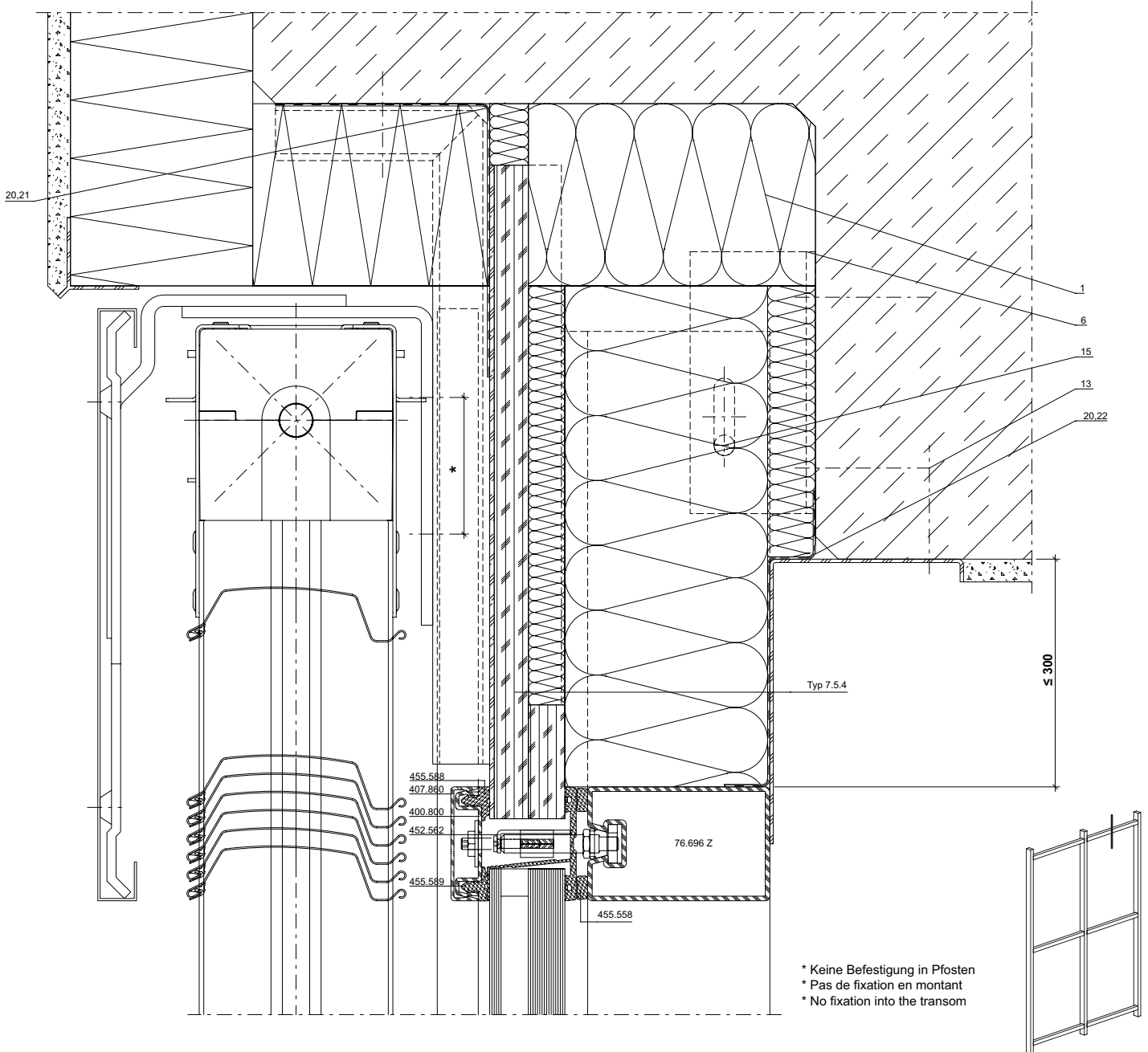
DXF DWG

51-0501-A-018

Deckenanschluss

Fixation au plafond

Intermediate floor attachment



DXF DWG

51-0501-A-020

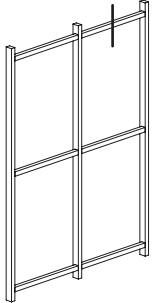
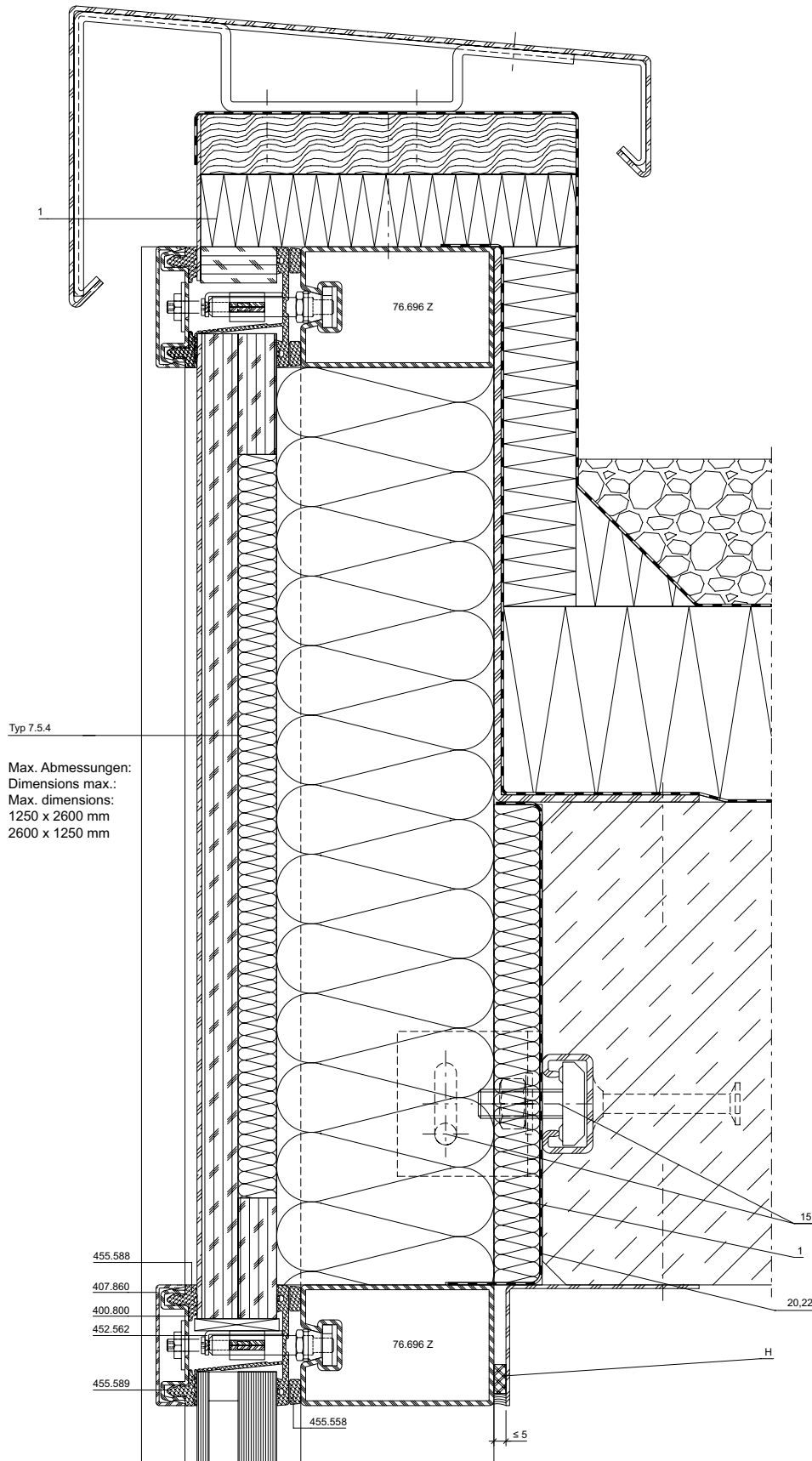
Anschlüsse am Bau im Masstab 1:2  
 Raccords au mur à l'échelle 1:2  
 Attachment to structure on scale 1:2

VISS Fire EI30 Fassade/Trennwand  
 VISS Fire EI30 façade/cloison  
 VISS Fire EI30 façade/partition wall

Deckenanschluss

Fixation au plafond

Intermediate floor attachment



DXF DWG

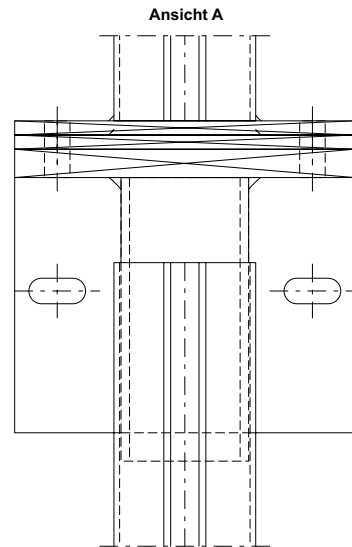
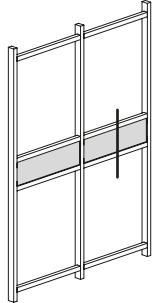
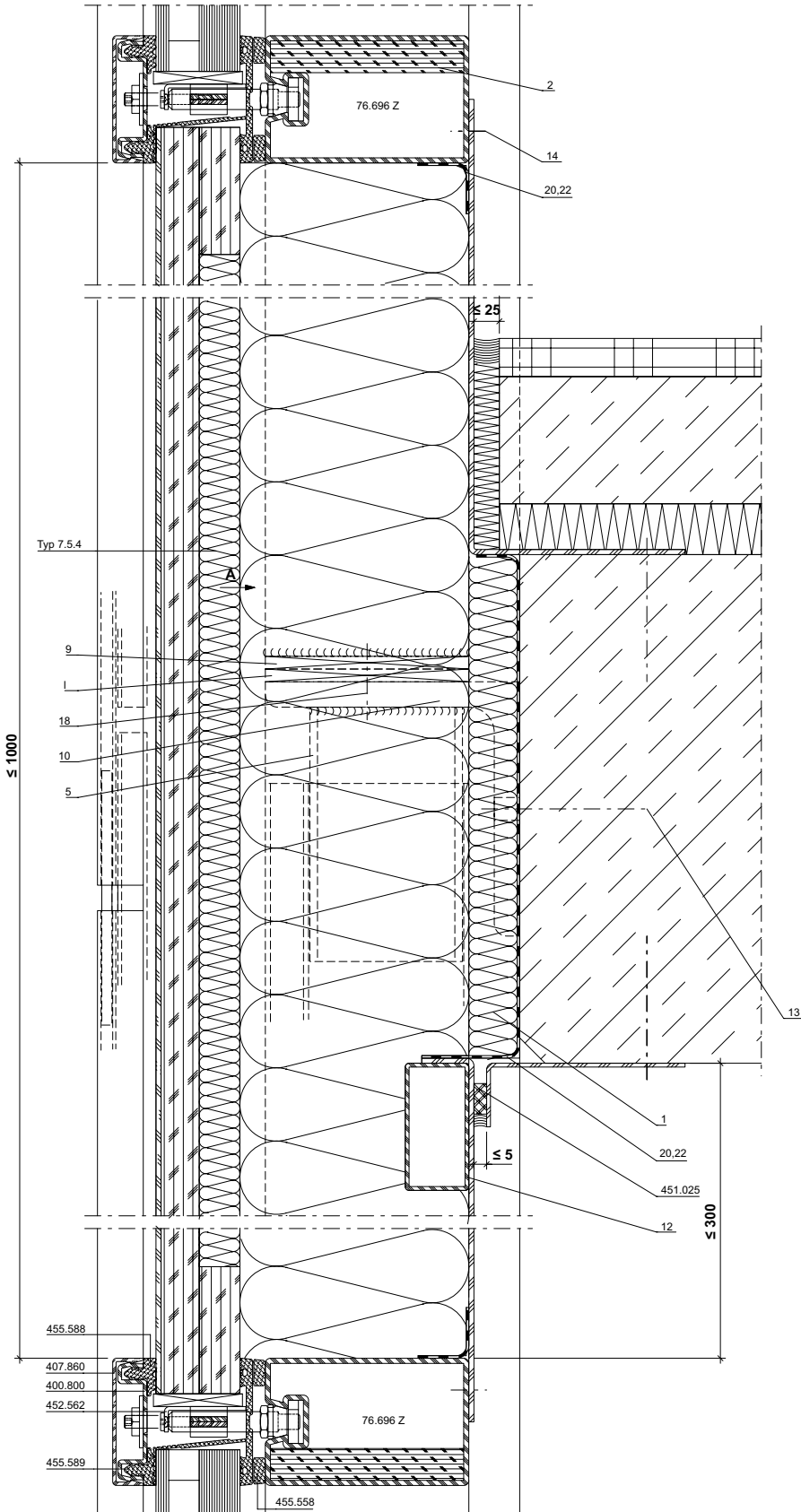
51-0501-A-022

Anschlüsse am Bau  
 Raccords au mur  
 Attachment to structure

VISS Fire EI30 Fassade/Trennwand  
 VISS Fire EI30 façade/cloison  
 VISS Fire EI30 façade/partition wall

Boden- / Deckenanschluss vorge setzt Raccord intermédiaire

Forward-mounted floor /  
 ceiling attachment



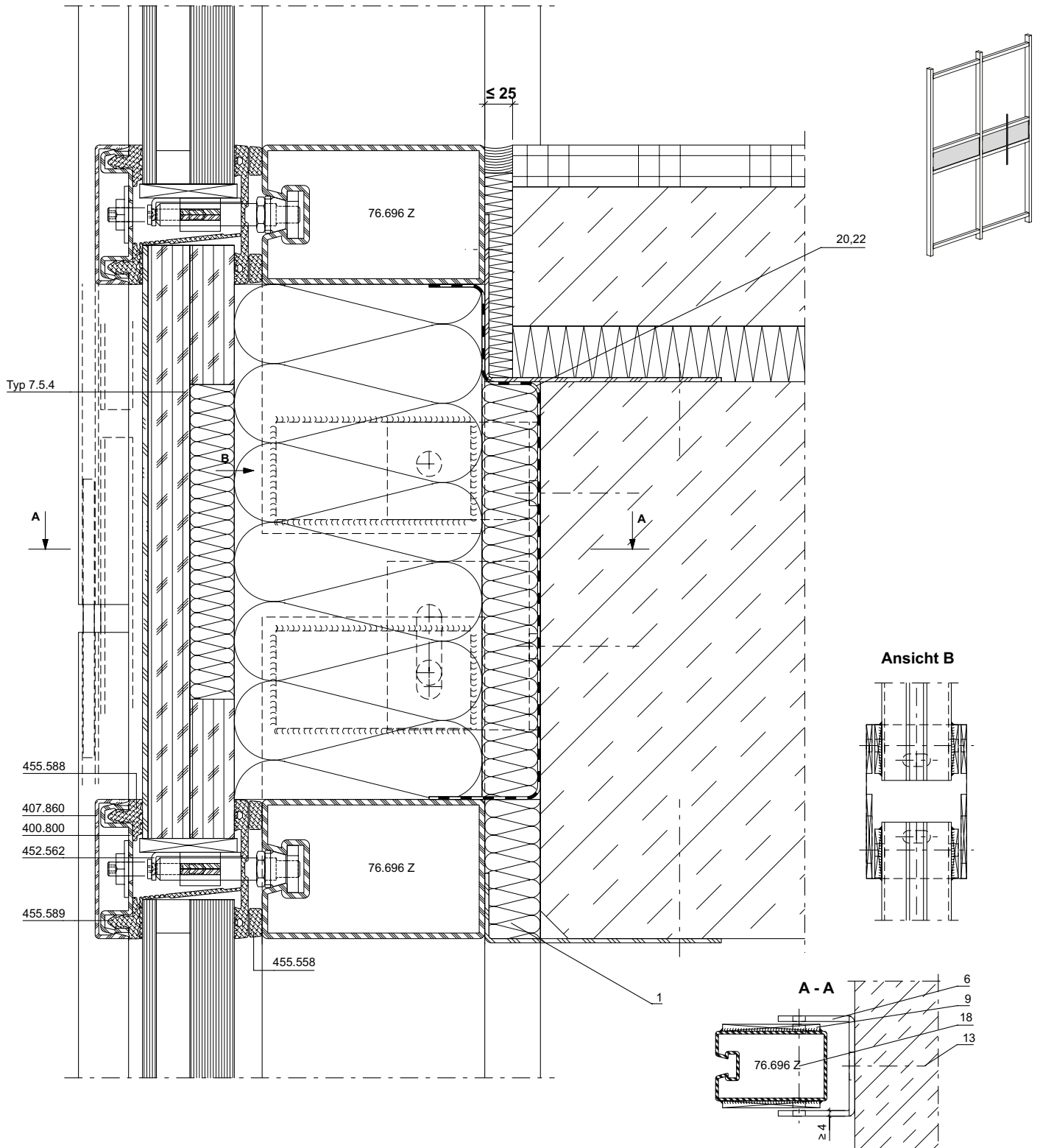
DXF DWG

51-0501-A-024

Boden- / Deckenanschluss vorge setzt

Raccord intermédiaire

Forward-mounted floor /  
 ceiling attachment



DXF DWG

51-0501-A-028

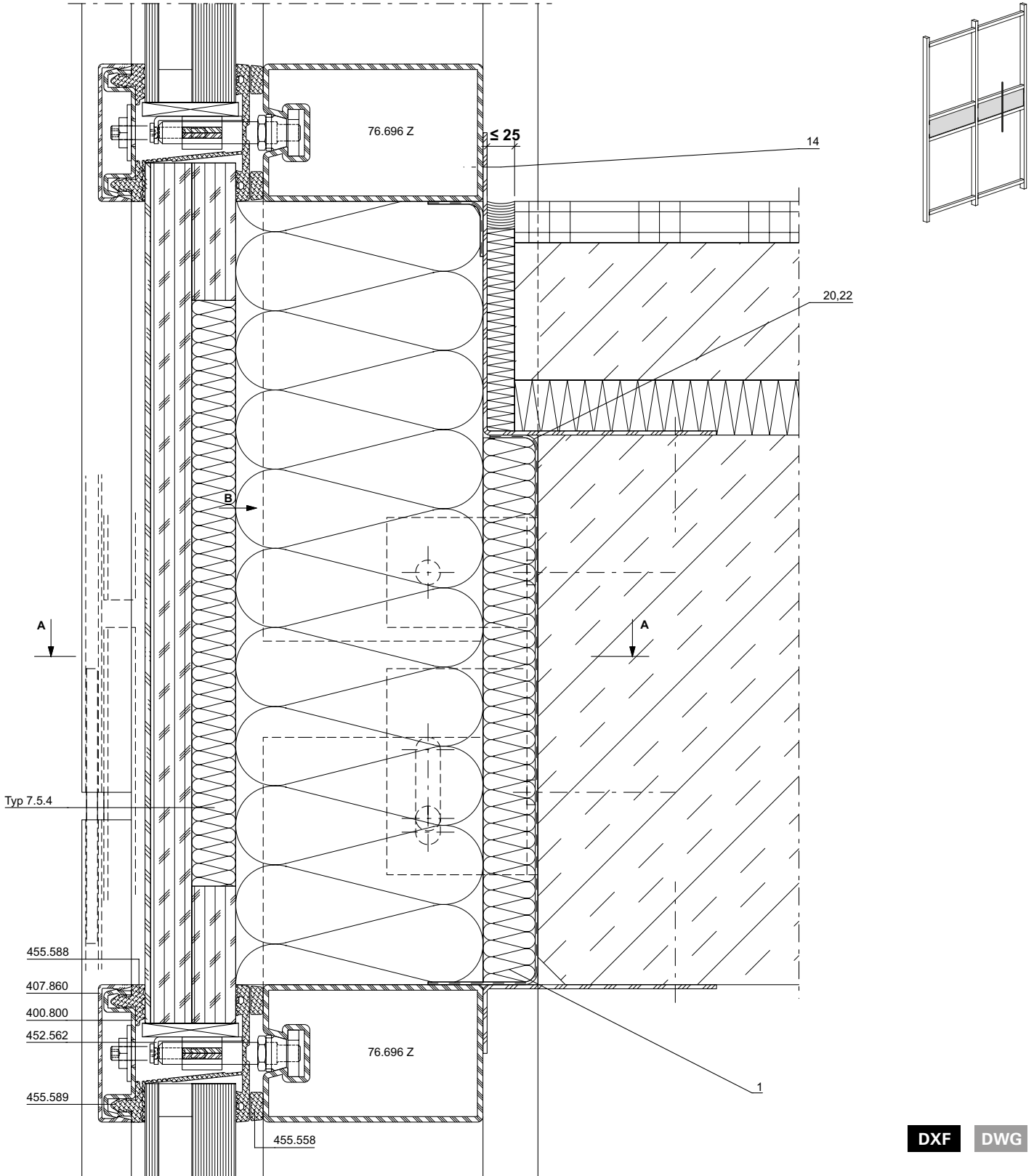
Anschlüsse am Bau im Massstab 1:2  
Raccords au mur à l'échelle 1:2  
Attachment to structure on scale 1:2

VISS Fire EI30 Fassade/Trennwand  
VISS Fire EI30 façade/cloison  
VISS Fire EI30 façade/partition wall

Boden- / Deckenanschluss vorge setzt

Raccord intermédiaire

Forward-mounted floor /  
ceiling attachment



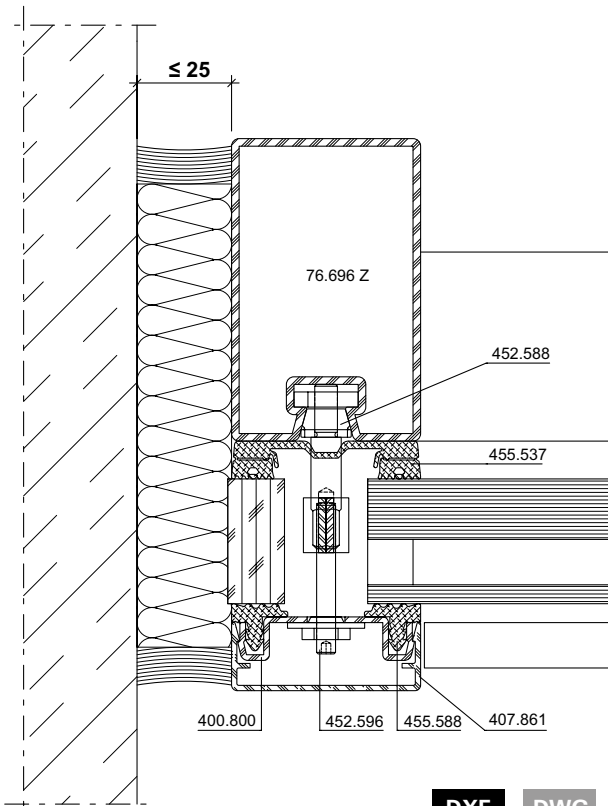
DXF DWG

51-0501-A-026

Wandanschluss

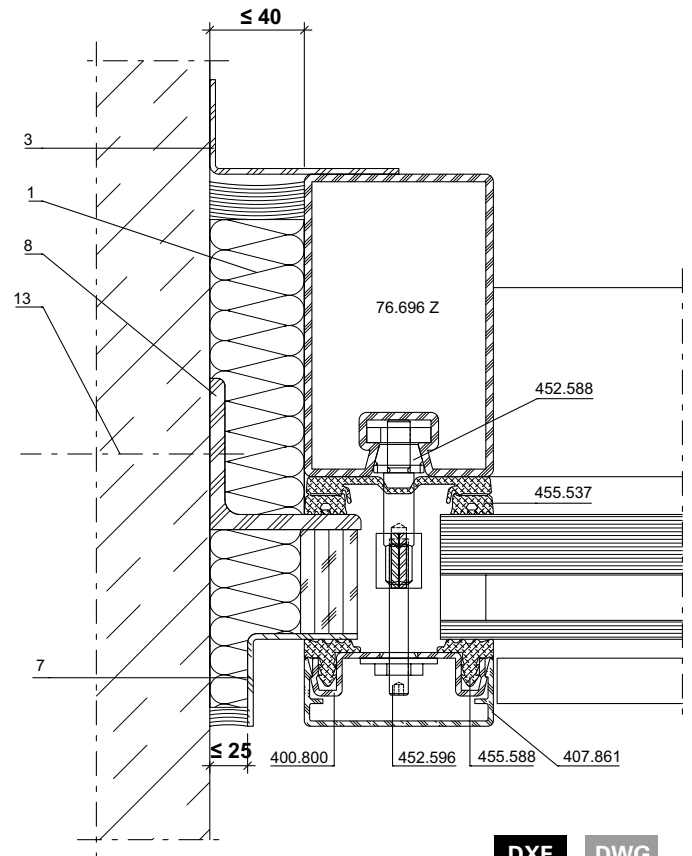
Raccordement au mur

Wall attachment



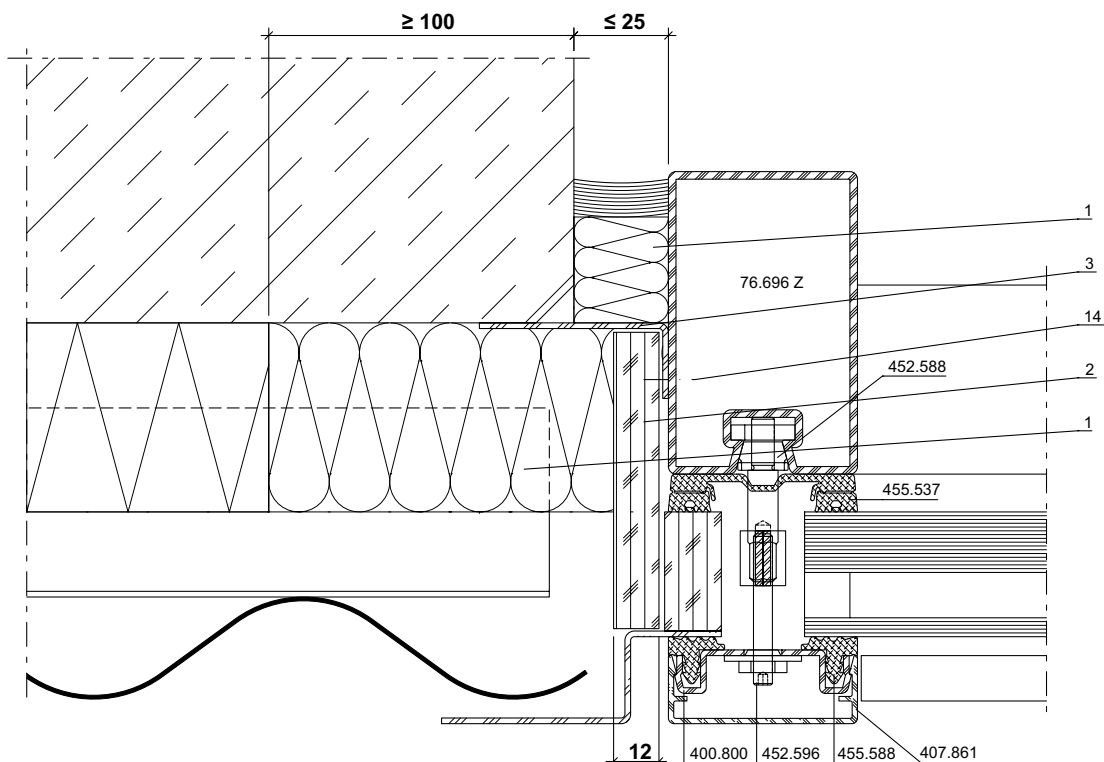
DXF DWG

51-0501-A-040



DXF DWG

51-0501-A-042



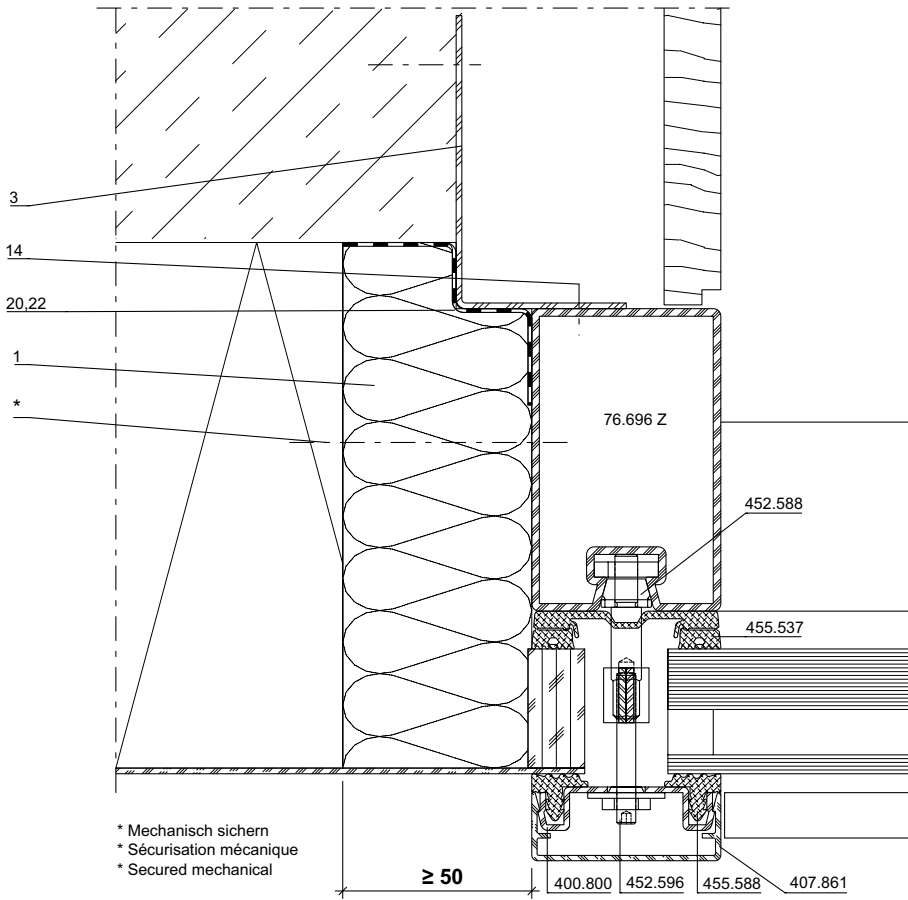
DXF DWG

51-0501-A-043

**Wandanschluss**

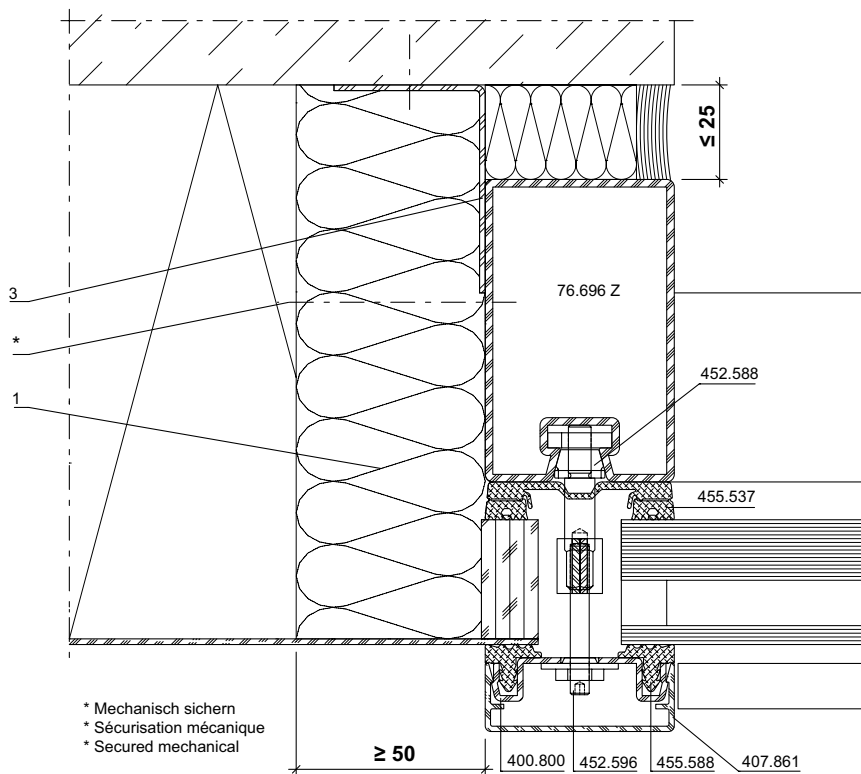
**Raccordement au mur**

**Wall attachment**



**DXF** **DWG**

51-0501-A-044



**DXF** **DWG**

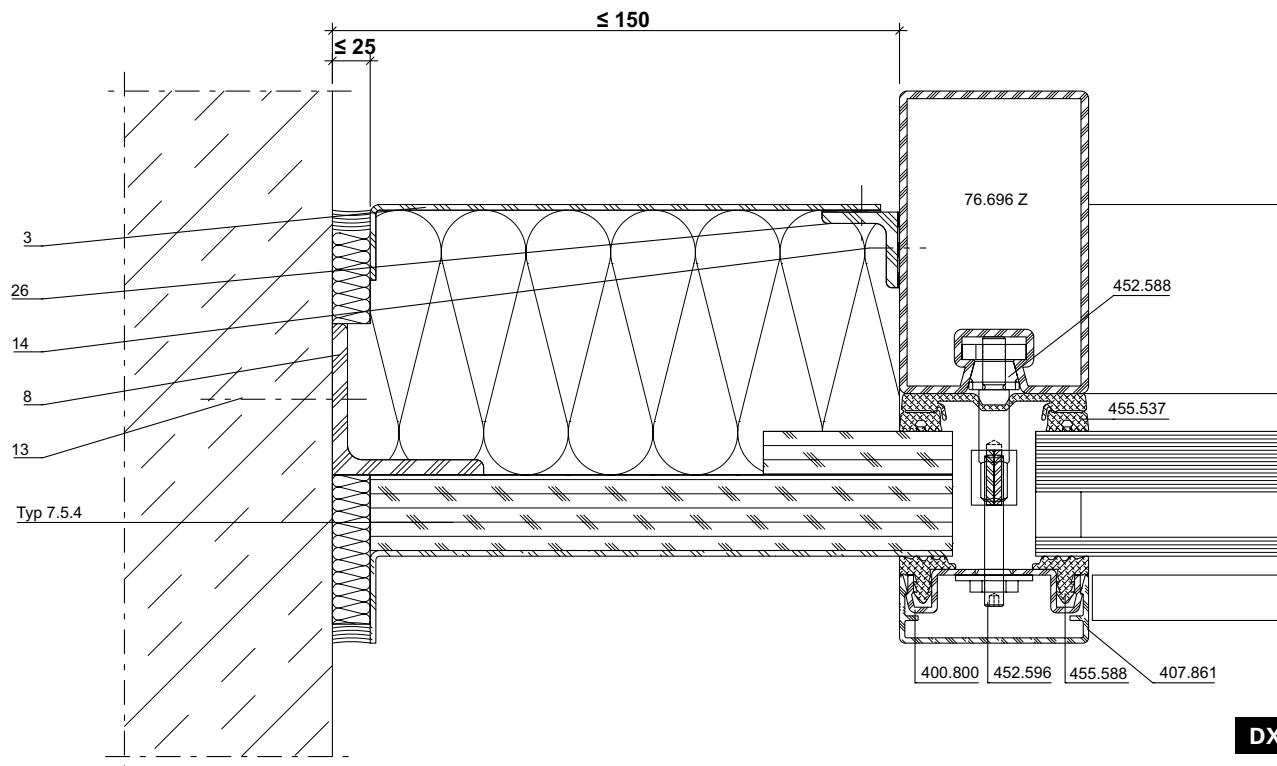
51-0501-A-045



Wandanschluss

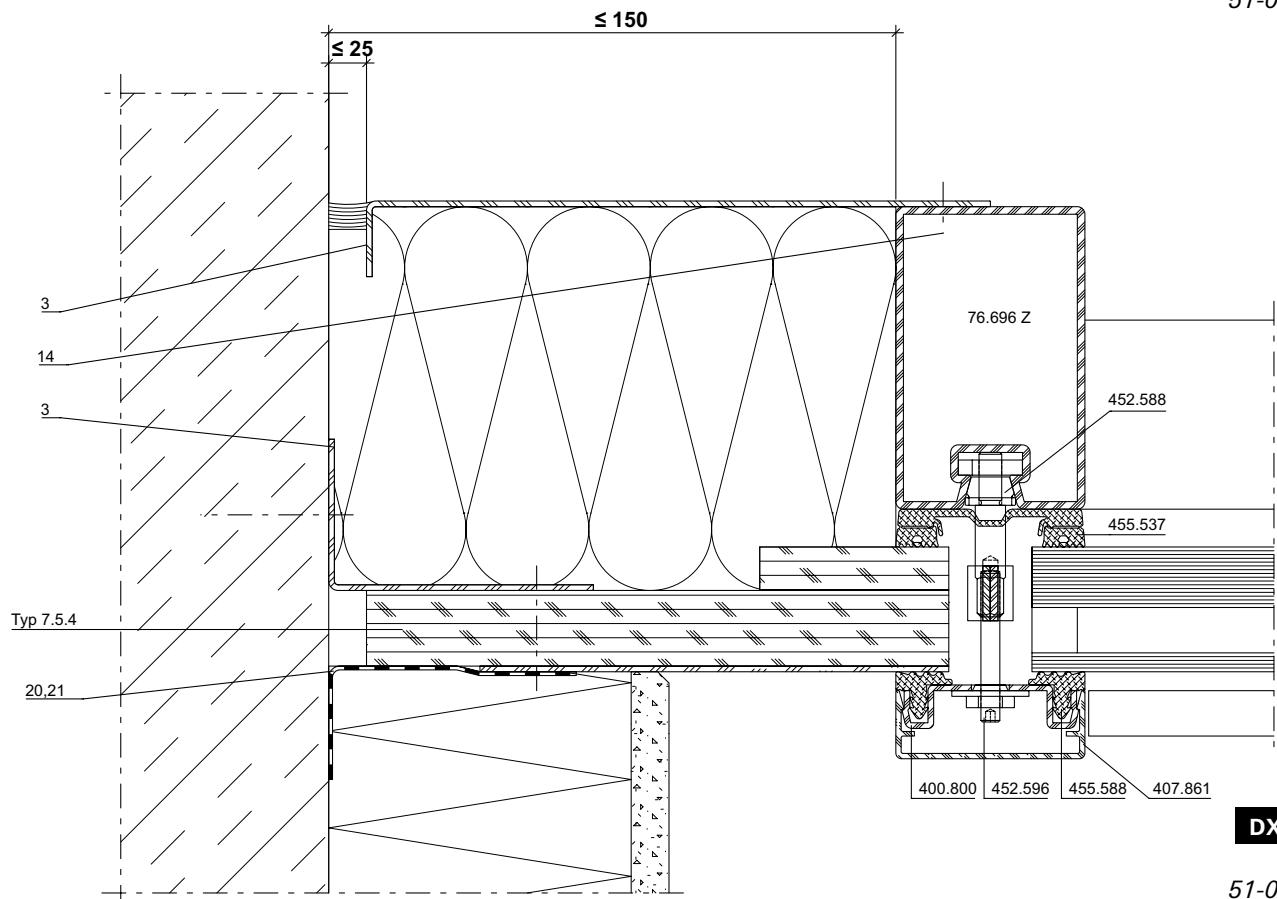
Raccordement au mur

Wall attachment



DXF DWG

51-0501-A-046



DXF DWG

51-0501-A-047

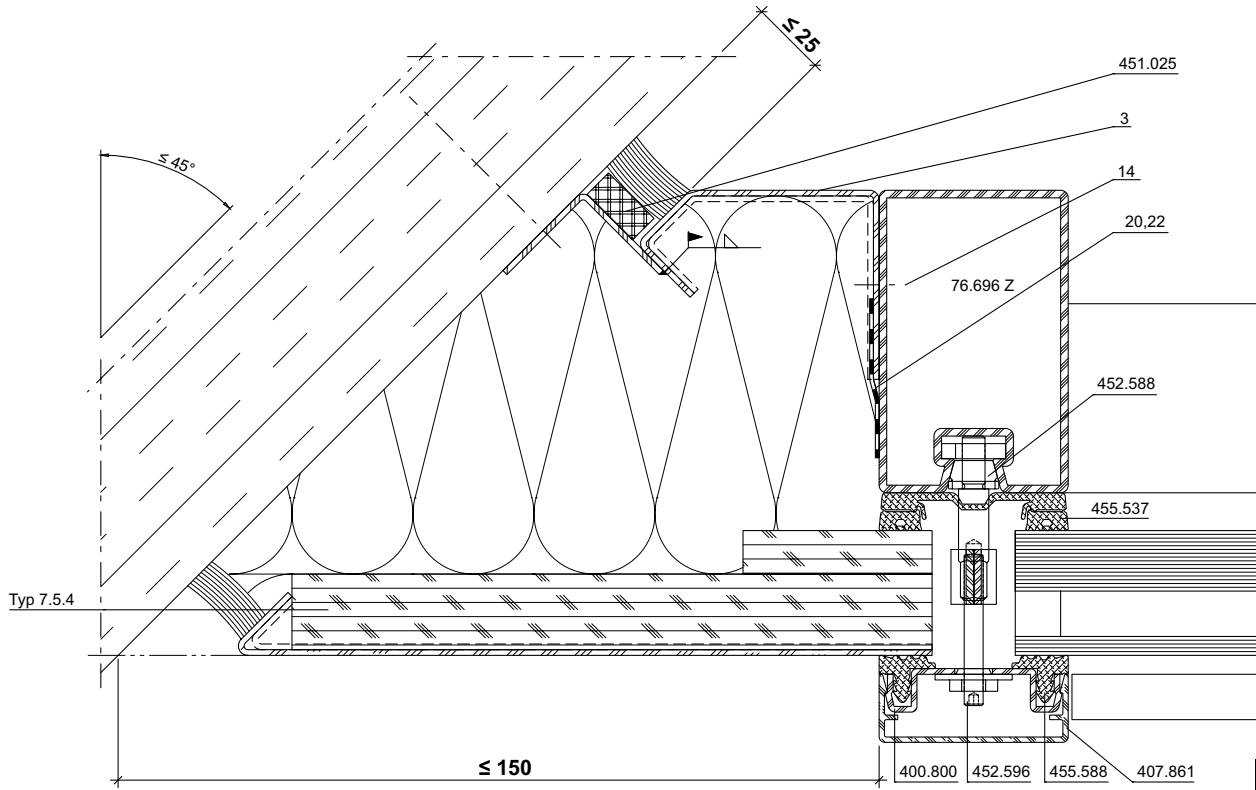
**Anschlüsse am Bau im Massstab 1:2**  
**Raccords au mur à l'échelle 1:2**  
**Attachment to structure on scale 1:2**

**VISS Fire EI30 Fassade/Trennwand**  
**VISS Fire EI30 façade/cloison**  
**VISS Fire EI30 façade/partition wall**

**Wandanschluss**

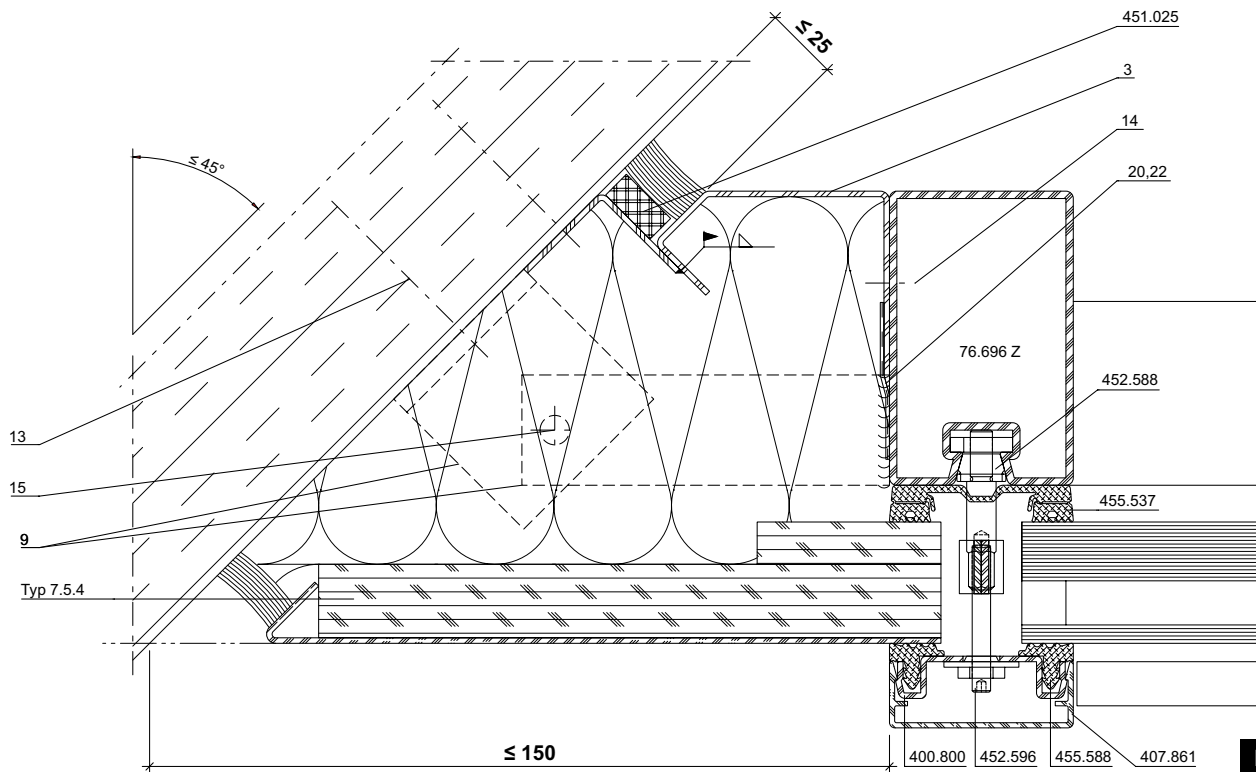
**Raccordement au mur**

**Wall attachment**



**DXF DWG**

51-0501-A-053



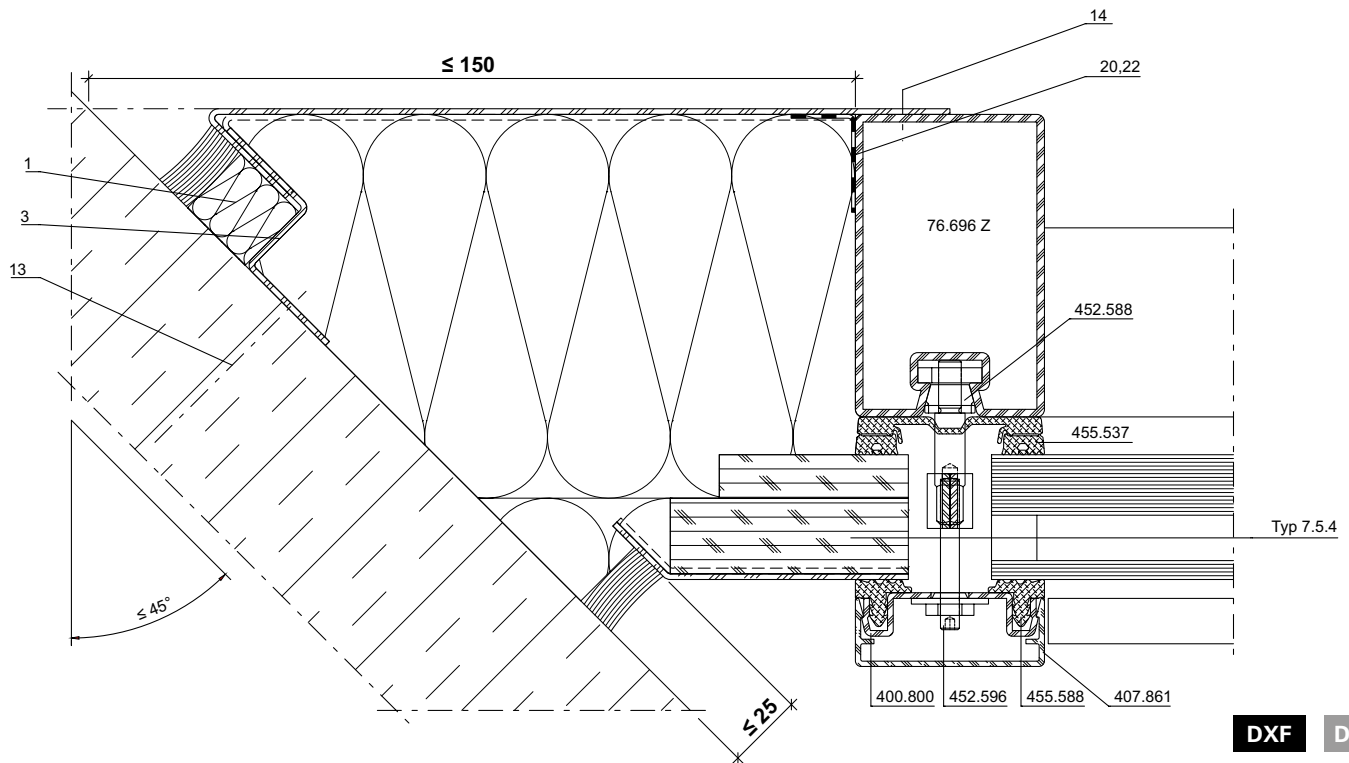
**DXF DWG**

51-0501-A-054

Wandanschluss

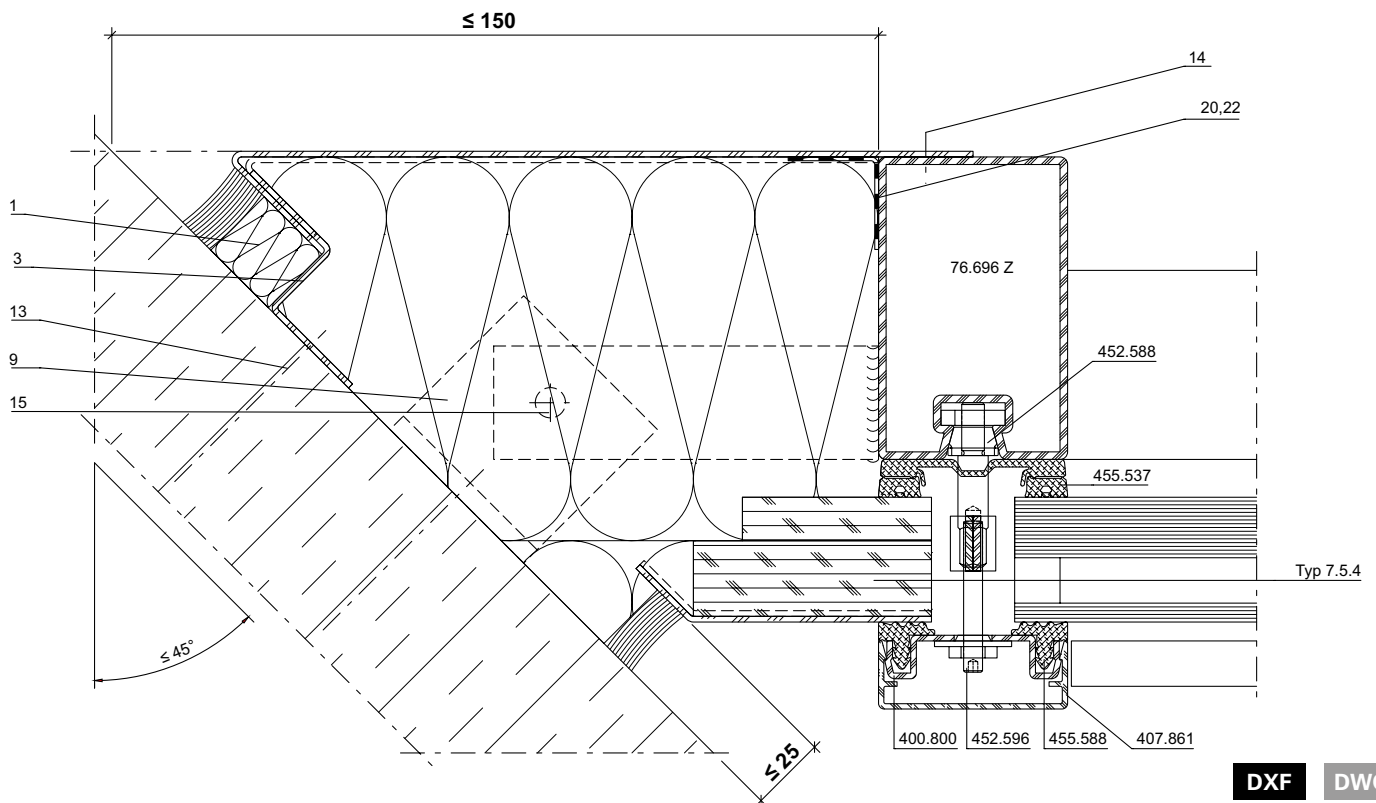
Raccordement au mur

Wall attachment



DXF DWG

51-0501-A-055



DXF DWG

51-0501-A-056

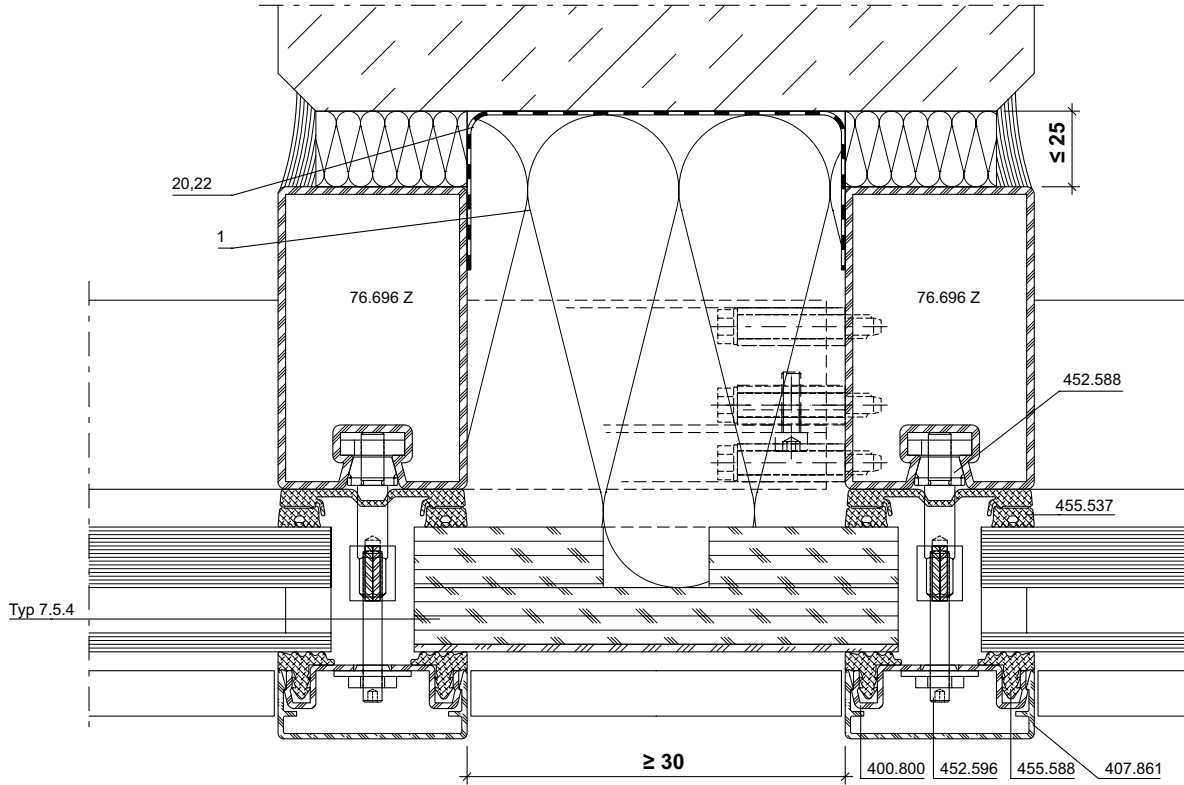
Anschlüsse am Bau im Massstab 1:2  
 Raccords au mur à l'échelle 1:2  
 Attachment to structure on scale 1:2

VISS Fire EI30 Fassade/Trennwand  
 VISS Fire EI30 façade/cloison  
 VISS Fire EI30 façade/partition wall

Wandanschluss vorge setzt

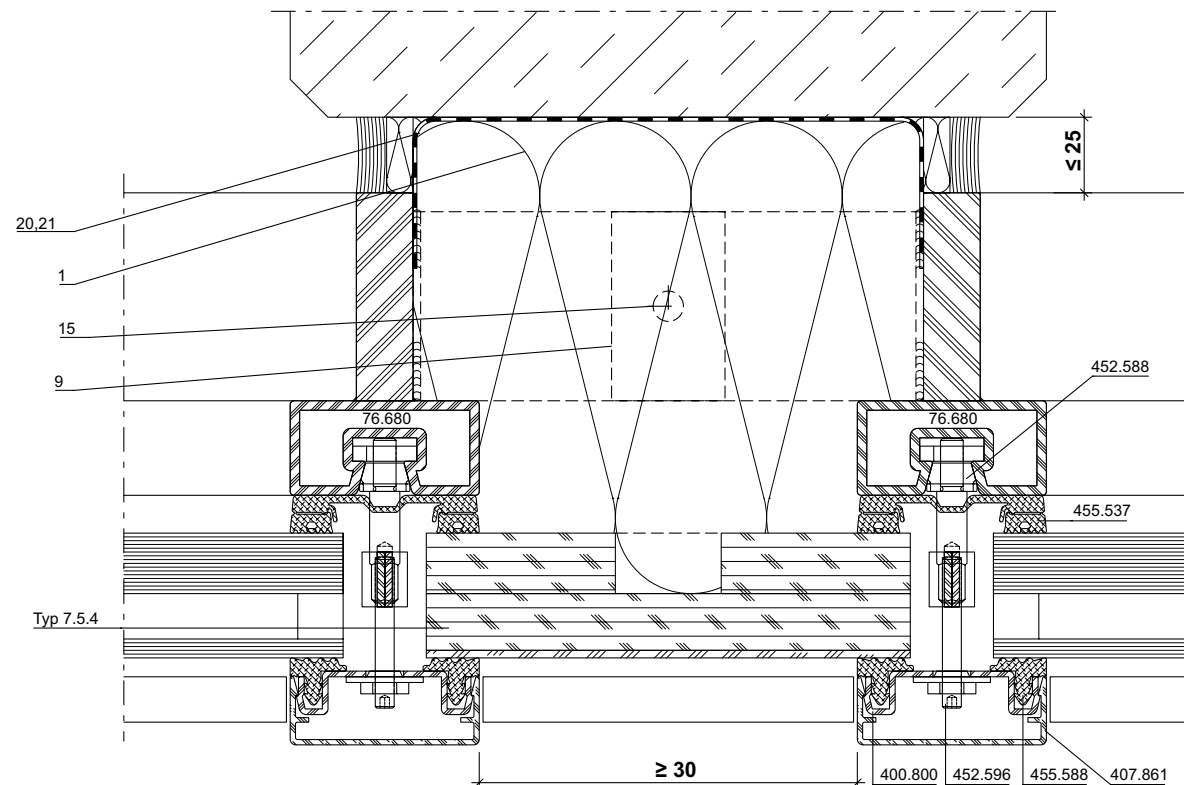
Raccordement au mur intermédiaire

Forward-mounted wall attachment



DXF DWG

51-0501-A-057



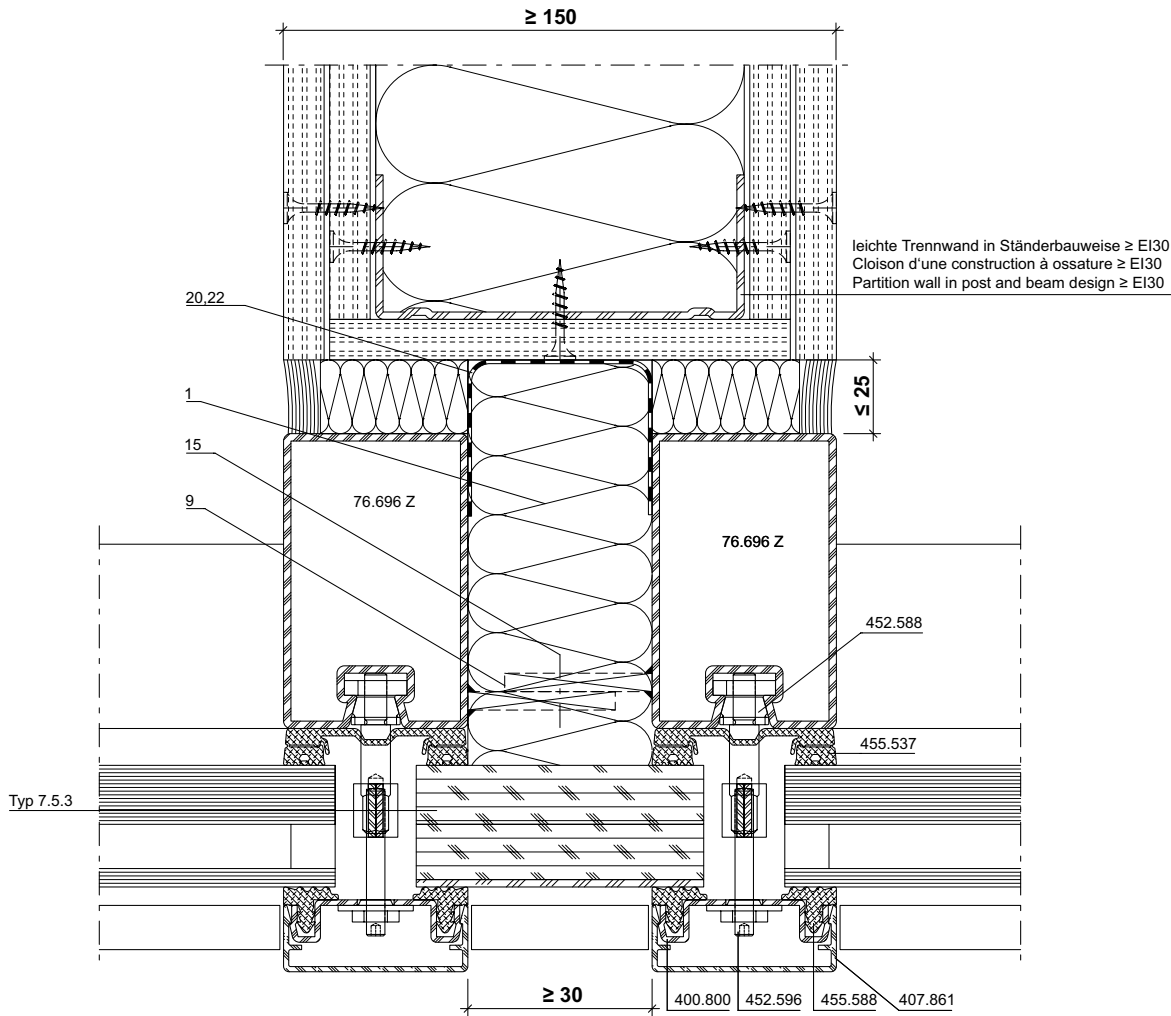
DXF DWG

51-0501-A-058

Wandanschluss vorge setzt

Raccordement au mur intermédiaire

Forward-mounted wall attachment



DXF DWG

51-0501-A-060

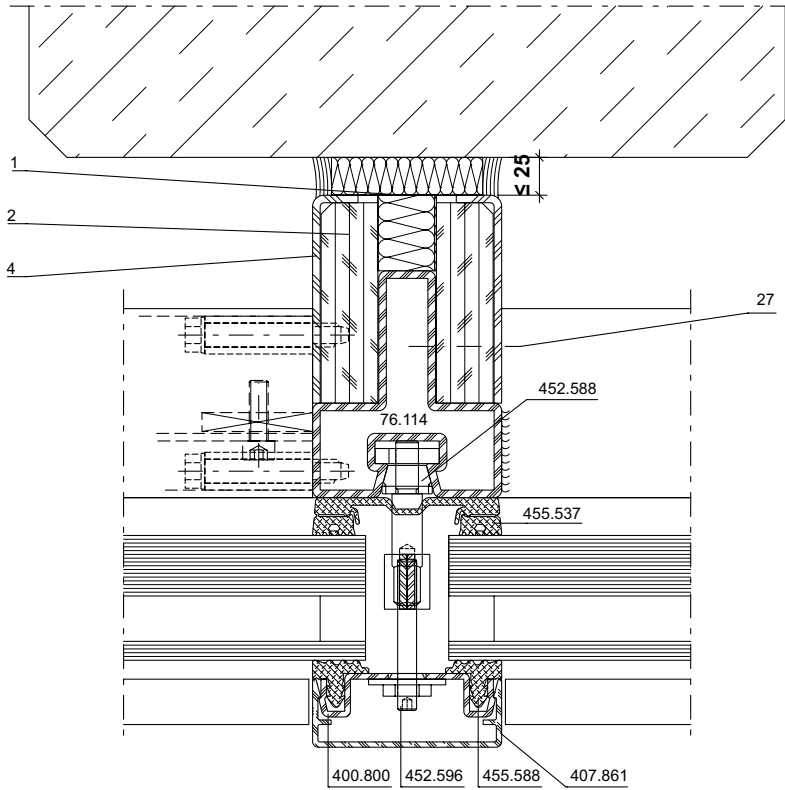
Anschlüsse am Bau im Massstab 1:2  
Raccords au mur à l'échelle 1:2  
Attachment to structure on scale 1:2

VISS Fire EI30 Fassade/Trennwand  
VISS Fire EI30 façade/cloison  
VISS Fire EI30 façade/partition wall

Wandanschluss vorge setzt

Raccordement au mur intermédiaire

Forward-mounted wall attachment



DXF

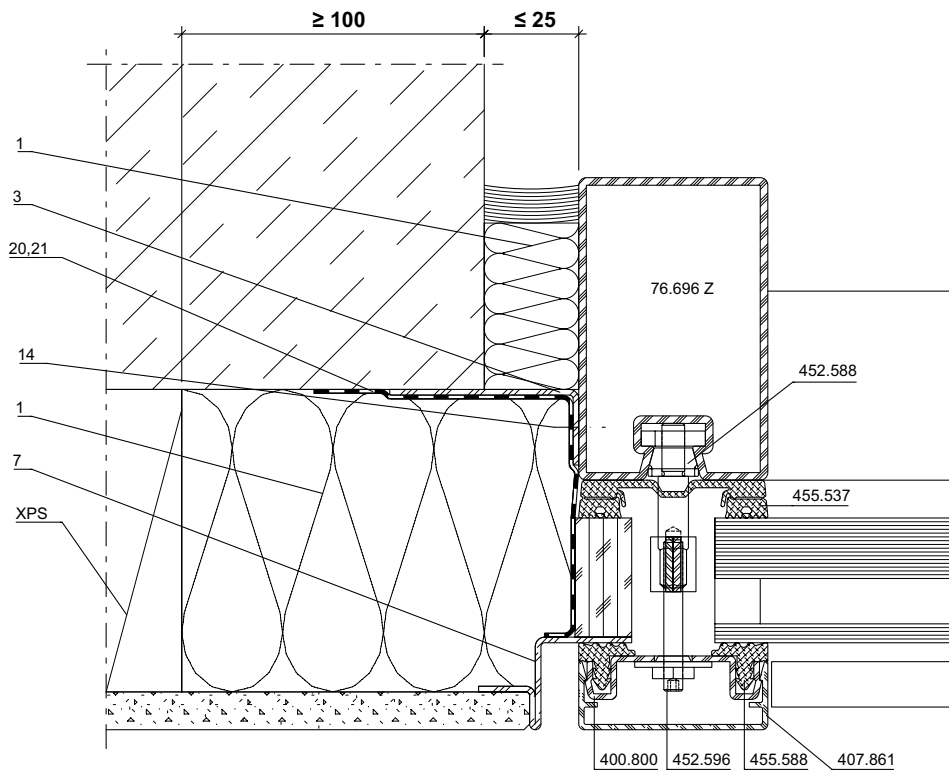
DWG

51-0501-A-061

Wandanschluss

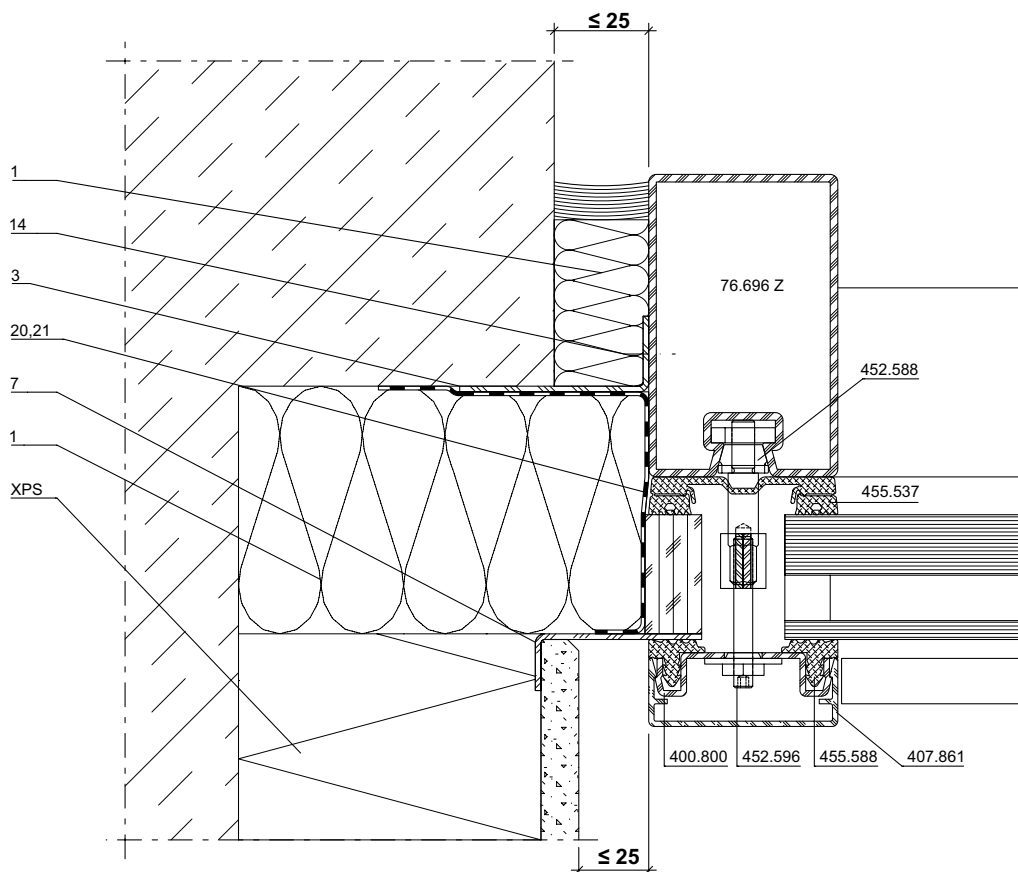
Raccordement au mur

Wall attachment



DXF DWG

51-0501-A-069



DXF DWG

51-0501-A-070

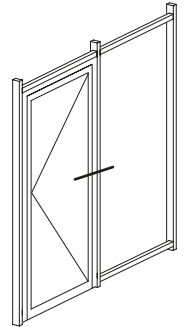
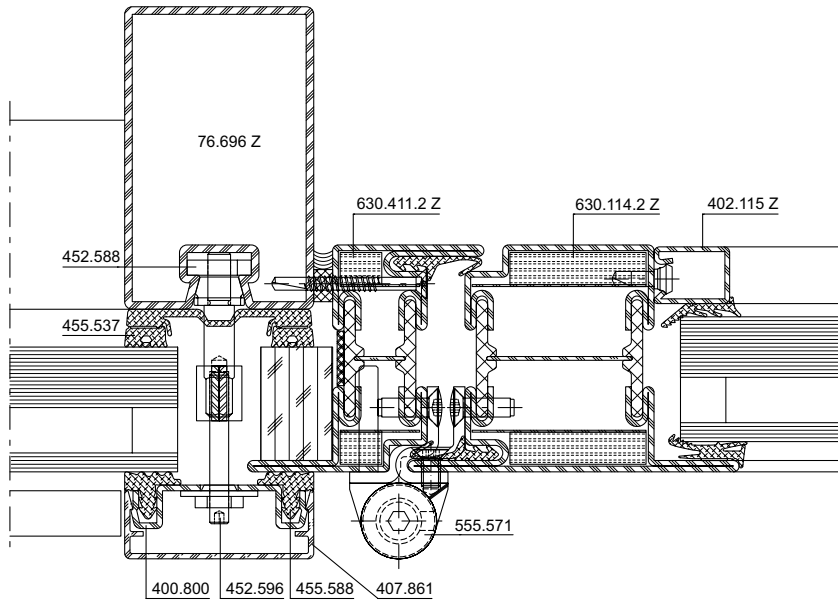
**Konstruktionsdetails im Masstab 1:2**  
**Détails de construction à l'échelle 1:2**  
**Construction details on scale 1:2**

VISS Fire EI30 Fassade/Trennwand  
VISS Fire EI30 façade/cloison  
VISS Fire EI30 façade/partition wall

**Einsatzelement**  
**Janisol 2 EI30 Türe**

**Élément de remplissage**  
**Porte Janisol 2 EI30**

**Infill element**  
**Janisol 2 EI30 door**



**DXF** **DWG**

51-0501-K-022

Türeinbau und Abmessungen  
siehe nationale Zulassungen  
und Klassifizierungsbericht  
13-003089-PR01.

Montage et dimensions de la porte,  
voir les approbations nationales  
et le rapport de classification  
13-003089-PR01.

Door installations and dimensions,  
see national approvals and  
classification report 13-003089-PR01.



**System-Hinweise**

**Remarques concernant les systèmes**

**System instructions**

VISS Fire EI30 Fassade/Trennwand

VISS Fire EI30 façade/cloison

VISS Fire EI30 façade/partition wall

**VISS 50 mm**

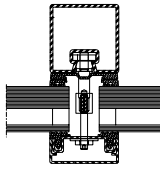
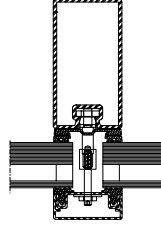
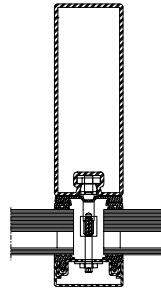
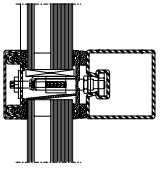
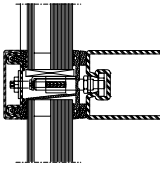
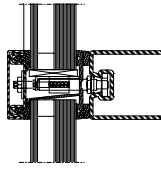
**U<sub>f</sub>-Werte nach EN 10077-2**

**VISS 50 mm**

**Valeurs U<sub>f</sub> selon EN 10077-2**

**VISS 50 mm**

**U<sub>f</sub> values according to 10077-2**

						
<b>Glas</b> <b>Verre</b> <b>Glass</b>	Pfosten 50/50 Montant 50/50 Mullion 50/50	Pfosten 50/95 Montant 50/95 Mullion 50/95	Pfosten 50/140 Montant 50/140 Mullion 50/140	Riegel 50/50 Traverse 50/50 Transom 50/50	Riegel 50/95 Traverse 50/95 Transom 50/95	Riegel 50/140 Traverse 50/140 Transom 50/140
20 mm	1,7 W/m <sup>2</sup> K	1,8 W/m <sup>2</sup> K	1,8 W/m <sup>2</sup> K	1,5 W/m <sup>2</sup> K	1,6 W/m <sup>2</sup> K	1,6 W/m <sup>2</sup> K
30 mm	1,6 W/m <sup>2</sup> K	1,6 W/m <sup>2</sup> K	1,6 W/m <sup>2</sup> K	1,4 W/m <sup>2</sup> K	1,4 W/m <sup>2</sup> K	1,4 W/m <sup>2</sup> K
40 mm	1,5 W/m <sup>2</sup> K	1,5 W/m <sup>2</sup> K	1,5 W/m <sup>2</sup> K	1,3 W/m <sup>2</sup> K	1,3 W/m <sup>2</sup> K	1,3 W/m <sup>2</sup> K
50 mm	1,4 W/m <sup>2</sup> K	1,4 W/m <sup>2</sup> K	1,5 W/m <sup>2</sup> K	1,2 W/m <sup>2</sup> K	1,2 W/m <sup>2</sup> K	1,2 W/m <sup>2</sup> K
60 mm	1,4 W/m <sup>2</sup> K	1,4 W/m <sup>2</sup> K	1,4 W/m <sup>2</sup> K	1,1 W/m <sup>2</sup> K	1,2 W/m <sup>2</sup> K	1,2 W/m <sup>2</sup> K
70 mm	1,3 W/m <sup>2</sup> K	1,3 W/m <sup>2</sup> K	1,4 W/m <sup>2</sup> K	1,1 W/m <sup>2</sup> K	1,1 W/m <sup>2</sup> K	1,1 W/m <sup>2</sup> K

Der Einfluss der Schraubenbefestigung in Höhe von 0.14 W/m<sup>2</sup>K ist berücksichtigt.

L'influence de la fixation à vis de 0.14 W/m<sup>2</sup>K est prise en compte.

The 0.14 W/m<sup>2</sup>K influence of the screw fixing is taken into account.

**System-Hinweise**

**Remarques concernant les systèmes**

**System instructions**

VISS Fire EI30 Fassade/Trennwand

VISS Fire EI30 façade/cloison

VISS Fire EI30 façade/partition wall

**VISS 60 mm**

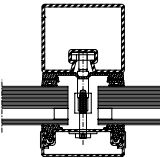
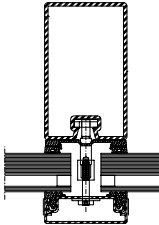
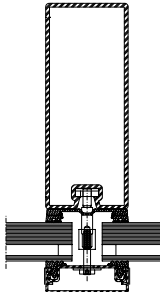
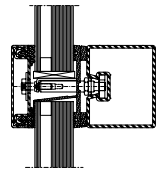
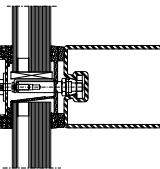
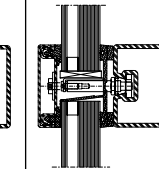
**U<sub>f</sub>-Werte nach EN 10077-2**

**VISS 60 mm**

**Valeurs U<sub>f</sub> selon EN 10077-2**

**VISS 60 mm**

**U<sub>f</sub> values according to 10077-2**

						
<b>Glas</b>	Pfosten 60/50	Pfosten 60/100	Pfosten 60/150	Riegel 60/50	Riegel 60/100	Riegel 60/150
<b>Verre</b>	Montant 60/50	Montant 60/100	Montant 60/150	Traverse 60/50	Traverse 60/100	Traverse 60/150
<b>Glass</b>	Mullion 60/50	Mullion 60/100	Mullion 60/150	Transom 60/50	Transom 60/100	Transom 60/150
20 mm	<b>1,6 W/m<sup>2</sup>K</b>	<b>1,7 W/m<sup>2</sup>K</b>	<b>1,7 W/m<sup>2</sup>K</b>	<b>1,4 W/m<sup>2</sup>K</b>	<b>1,5 W/m<sup>2</sup>K</b>	<b>1,5 W/m<sup>2</sup>K</b>
30 mm	<b>1,5 W/m<sup>2</sup>K</b>	<b>1,5 W/m<sup>2</sup>K</b>	<b>1,5 W/m<sup>2</sup>K</b>	<b>1,3 W/m<sup>2</sup>K</b>	<b>1,3 W/m<sup>2</sup>K</b>	<b>1,3 W/m<sup>2</sup>K</b>
40 mm	<b>1,3 W/m<sup>2</sup>K</b>	<b>1,4 W/m<sup>2</sup>K</b>	<b>1,4 W/m<sup>2</sup>K</b>	<b>1,1 W/m<sup>2</sup>K</b>	<b>1,2 W/m<sup>2</sup>K</b>	<b>1,2 W/m<sup>2</sup>K</b>
50 mm	<b>1,2 W/m<sup>2</sup>K</b>	<b>1,3 W/m<sup>2</sup>K</b>	<b>1,3 W/m<sup>2</sup>K</b>	<b>1,1 W/m<sup>2</sup>K</b>	<b>1,1 W/m<sup>2</sup>K</b>	<b>1,1 W/m<sup>2</sup>K</b>
60 mm	<b>1,2 W/m<sup>2</sup>K</b>	<b>1,2 W/m<sup>2</sup>K</b>	<b>1,2 W/m<sup>2</sup>K</b>	<b>1,0 W/m<sup>2</sup>K</b>	<b>1,0 W/m<sup>2</sup>K</b>	<b>1,0 W/m<sup>2</sup>K</b>
70 mm	<b>1,1 W/m<sup>2</sup>K</b>	<b>1,2 W/m<sup>2</sup>K</b>	<b>1,2 W/m<sup>2</sup>K</b>	<b>0,96 W/m<sup>2</sup>K</b>	<b>0,97 W/m<sup>2</sup>K</b>	<b>0,98 W/m<sup>2</sup>K</b>

Der Einfluss der Schraubenbefestigung in Höhe von 0.14 W/m<sup>2</sup>K ist berücksichtigt.

L'influence de la fixation à vis de 0.14 W/m<sup>2</sup>K est prise en compte.

The 0.14 W/m<sup>2</sup>K influence of the screw fixing is taken into account.

---

**Inhaltsverzeichnis**  
**Sommaire**  
**Content**

---

---

VISS Fire  
VISS Fire  
VISS Fire

---

---

**Systemübersicht**

Merkmale  
Zulassungen  
Typenübersicht

**Sommaire du système**

Caractéristiques  
Homologations  
Sommaire des types

**Summary of system**

Characteristics  
Authorisations  
Summary of types

**78**

---

**Profilsortiment**

Profile  
Deckprofile

**Assortiment de profilé**

Profilés  
Profilés de recouvrement

**Range of profiles**

Profiles  
Cover sections

**83**

---

**Konstruktions-Hinweise**

Schnittpunkte  
Konstruktionsdetails  
Anschlüsse am Bau

**Consignes de construction**

Coupes de détails  
Détails de construction  
Raccordement au mur

**Construction instructions**

Section details  
Construction details  
Attachment to structure

**86**

**Merkmale**  
**Caractéristiques**  
**Characteristics**

VISS Fire  
VISS Fire  
VISS Fire

## VISS Fire

Wärmegeämmte, auf dem System der Trockenverglasung basierende Pfosten-Riegelkonstruktion für Brandschutz-Fassaden.

**Anwendung:**  
**E30**  
**EI30 / EI60 / EI90**

## VISS Fire

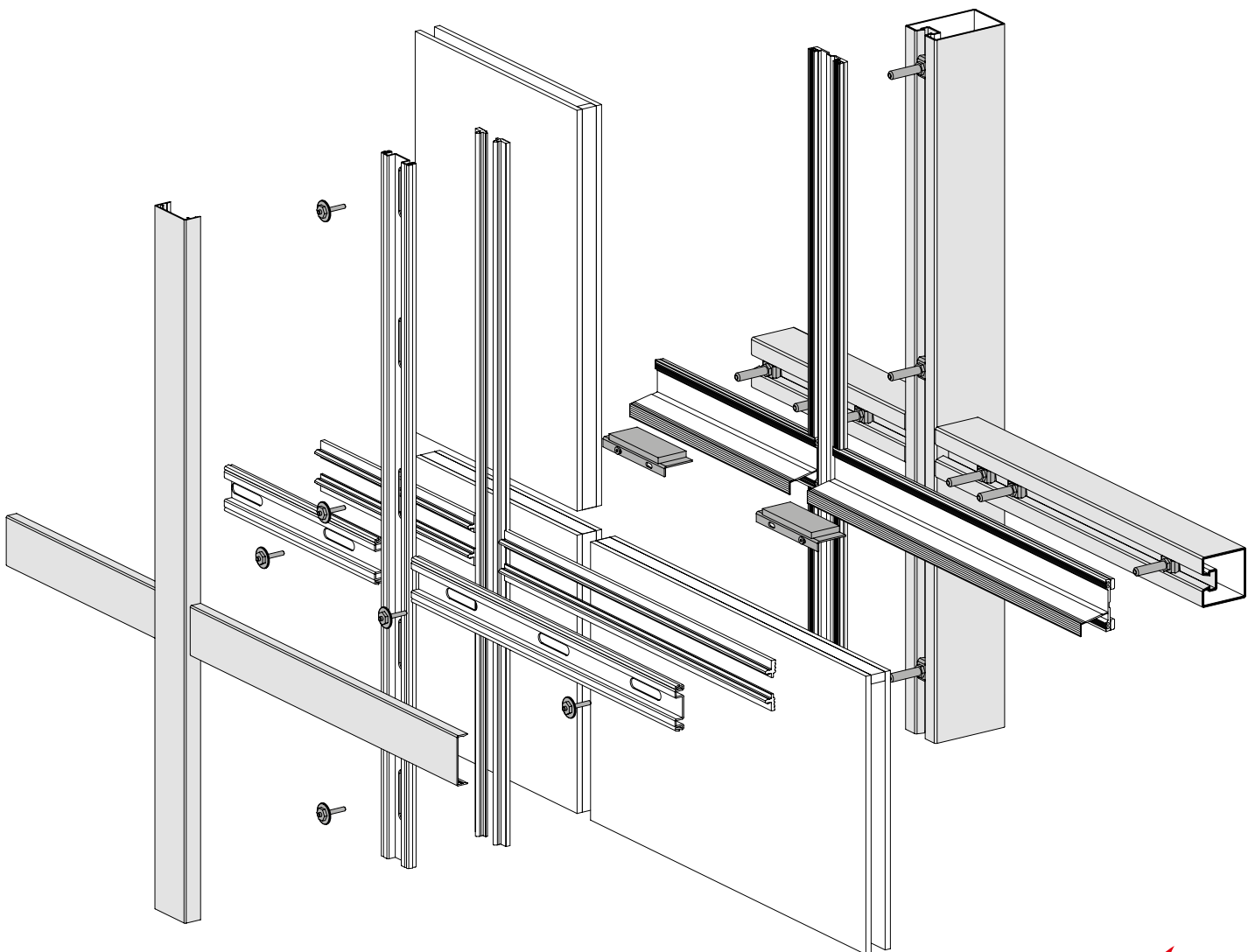
Construction à montants et traverses à rupture de pont thermique basée sur le système de vitrage à sec pour façades de protection incendie.

**Application:**  
**E30**  
**EI30 / EI60 / EI90**

## VISS Fire

Fully insulated curtain walling system, suitable for fire protection façades, using mullions and transoms and based on the dry glazing system.

**Application:**  
**E30**  
**EI30 / EI60 / EI90**



**VISS Fire**

**VISS Fire**

**VISS Fire**

**Produktnorm Vorhangsfassade  
EN 13830**

Luftdurchlässigkeit (EN 12152) AE  
Schlagregendichtheit (EN 12154) RE 1200  
Widerstandsfähigkeit bei Windlast  
(EN 13116)  
zulässige Last 2000 Pa  
erhöhte Last 3000 Pa  
Stoßfestigkeit (EN 14019) I5/E5

Prüfbericht 108 28793,  
Gutachten 155 28793 und  
Klassifizierungsbericht 100 28793,  
ift DE-Rosenheim

**Luftschalldämmung**

nach EN ISO 140-3 (1993) und ISO/DIS  
717-1 (1993), DIN 52210:

$R_w = 42$  dB (bei Füllelementwert  
mind.  $R_w = 42$  dB)

Gutachtliche Stellungnahme vom  
13.9.1996 der EMPA, Dübendorf/CH

**Norme de produit façade rideau  
EN 13830**

Perméabilité à l'air (EN 12152) AE  
Étanchéité à la pluie battante (EN 12154)  
RE 1200  
Résistance à la charge du vent (EN 13116)  
Charge admissible 2000 pa  
Charge élevée 3000 Pa  
Résistance aux chocs (EN 14019) I5/E5

Rapport d'essai 108 28793,  
expertise 155 28793 et rapport de  
classification 100 28793,  
ift DE-Rosenheim

**Isolément contre les sons aériens  
selon EN ISO 140-3 (1993) et  
ISO/DIS 717-1 (1993), DIN 52210:**

$R_w = 42$  dB (avec valeur du  
remplissage min.  $R_w = 42$  dB)

Expertise de l'EMPA Dübendorf/CH  
du 13.9.1996

**Product approval curtain walls  
EN 13830**

Air permeability (EN 12152) AE  
Resistance to driving rain (EN 12154)  
RE 1200  
Resistance to wind loads (EN 13116)  
Permissible load 2000 Pa  
Increased load 3000 Pa  
Impact streng (EN 14019) I5/E5

Test report 108 28793,  
appraisal report 155 28793 and  
classification report 100 28793  
ift DE-Rosenheim

**Insulation against airborne noise  
according to EN ISO 140-3 (1993)  
and ISO/DIS 717-1 (1993), DIN 52210:**

$R_w = 42$  dB (with glass/infill panel min.  
 $R_w = 42$  dB)

Expertise dated 13.9.1996 by  
EMPA Dübendorf/CH

Zulassungen/Prüfungen  
Homologations/Essais  
Authorisations/Tests

VISS Fire  
VISS Fire  
VISS Fire

**VISS Fire**  
**Brandschutzverglasung Klasse E**

**VISS Fire**  
**Vitrage pare-flammes Classe E**

**VISS Fire**  
**Fire protection glazing Class E**

**DE: G30**

Z-19-14-590  
Z-19.14-1214

**G60**

Z-19.14-1216

**DIN 18008-4**

Technische Regeln für die  
Verwendung von absturzsichernden  
Verglasungen

Prüfbescheid

J-10-02-1 „a“ Fassade  
Kategorie A (900 mm)

**Klemmverbindung**

AbZ Z-14.4-465 (Brandschutzanker)

**Pfosten-Riegel-Verbindung**

AbZ Z-14.4-467 (T-Verbinder)

**DE: G30**

Z-19-14-590  
Z-19.14-1214

**G60**

Z-19.14-1216

**DIN 18008-4**

Règlement technique pour la  
sécurité anti-chute des vitrages

Prüfbescheid

J-10-02-1 „a“ Fassade  
Kategorie A (900 mm)

**Jonction par serrage**

AbZ Z-14.4-465 (boulon d'ancrage  
anti-incendie)

**Jonction montant-traverse**

AbZ Z-14.4-467 (Raccord en T)

**DE: G30**

Z-19-14-590  
Z-19.14-1214

**G60**

Z-19.14-1216

**DIN 18008-4**

The technical regulations for  
protecting glazing against  
falling out

Prüfbescheid

J-10-02-1 „a“ Fassade  
Kategorie A (900 mm)

**Clamp connection**

AbZ Z-14.4-465 (fire-proof anchor)

**Mullion-transom connection**

AbZ Z-14.4-467 (Connecting spigot)

**AT: E30 / EW30**

**E60 / EW60**

**E90 / EW90**

Klassifizierungsbericht  
Nr. 100 308 27-4 IBS Linz

**AT: E30 / EW30**

**E60 / EW60**

**E90 / EW90**

Klassifizierungsbericht  
Nr. 100 308 27-4 IBS Linz

**AT: E30 / EW30**

**E60 / EW60**

**E90 / EW90**

Klassifizierungsbericht  
Nr. 100 308 27-4 IBS Linz

**GB: Integrity 1/2 h, 1 h, 1 1/2 h**

BS 476:Part 22:1987

P100099-1002

BRE GB-Bucknalls Lane,  
Harston, Watford, Herfordshire

**GB: Integrity 1/2 h, 1 h, 1 1/2 h**

BS 476:Part 22:1987

P100099-1002

BRE GB-Bucknalls Lane,  
Harston, Watford, Herfordshire

**GB: Integrity 1/2 h, 1 h, 1 1/2 h**

BS 476:Part 22:1987

P100099-1002

BRE GB-Bucknalls Lane,  
Harston, Watford, Herfordshire

Die landesspezifischen  
Brandschutz-Zulassungen bzw.  
deren Bestimmungen und  
Vorschriften sind zu beachten.

Les certificats de protection  
incendie spécifiques au pays,  
leurs dispositions et leurs  
prescriptions doivent être respectés.

Fire-protection approvals or  
applicable national regulations  
and determinations must be  
observed.

Zulassungen/Prüfungen  
Homologations/Essais  
Authorisations/Tests

VISS Fire  
VISS Fire  
VISS Fire

**VISS Fire**  
**Brandschutzverglasung Klasse EI**

**VISS Fire**  
**Vitrage coupe feu Classe EI**

**VISS Fire**  
**Fire protection glazing Class EI**

**DE: F30**

Z-19-14-1592

**F90**

Z-19.14-1730

**DIN 18008-4**

Technische Regeln für die  
Verwendung von absturzsichernden  
Verglasungen

Prüfbescheid

J-10-02-1 „a“ Fassade

Kategorie A (900 mm)

**Klemmverbindung**

AbZ Z-14.4-465 (Brandschutzanker)

**Pfosten-Riegel-Verbindung**

AbZ Z-14.4-467 (T-Verbinder)

**DE: F30**

Z-19-14-1592

**F90**

Z-19.14-1730

**DIN 18008-4**

Règlement technique pour la  
sécurité anti-chute des vitrages

Prüfbescheid

J-10-02-1 „a“ Fassade

Kategorie A (900 mm)

**Jonction par serrage**

AbZ Z-14.4-465 (boulon d'ancrage  
anti-incendie)

**Jonction montant-traverse**

AbZ Z-14.4-467 (Raccord en T)

**DE: F30**

Z-19-14-1592

**F90**

Z-19.14-1730

**DIN 18008-4**

The technical regulations for  
protecting glazing against  
falling out

Prüfbescheid

J-10-02-1 „a“ Fassade

Kategorie A (900 mm)

**Clamp connection**

AbZ Z-14.4-465 (fire-proof anchor)

**Mullion-transom connection**

AbZ Z-14.4-467 (Connecting spigot)

**AT: EI30 / EI60 / EI90**

Klassifizierungsbericht  
Nr. 100 308 27-4 IBS Linz

**AT: EI30 / EI60 / EI90**

Klassifizierungsbericht  
Nr. 100 308 27-4 IBS Linz

**AT: EI30 / EI60 / EI90**

Klassifizierungsbericht  
Nr. 100 308 27-4 IBS Linz

**GB: Integrity 1/2 h, 1 h, 1 1/2 h**

BS 476:Part 22:1987

P100099-1002

BRE GB-Bucknalls Lane,

Harston, Watford, Herfordshire

**GB: Integrity 1/2 h, 1 h, 1 1/2 h**

BS 476:Part 22:1987

P100099-1002

BRE GB-Bucknalls Lane,

Harston, Watford, Herfordshire

**GB: Integrity 1/2 h, 1 h, 1 1/2 h**

BS 476:Part 22:1987

P100099-1002


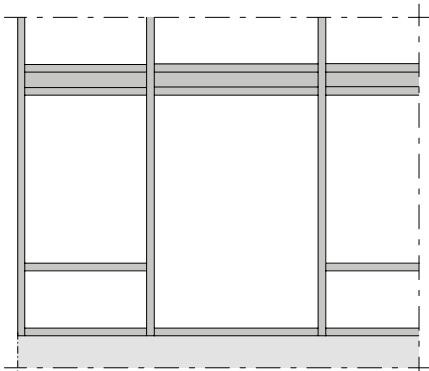
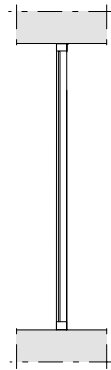
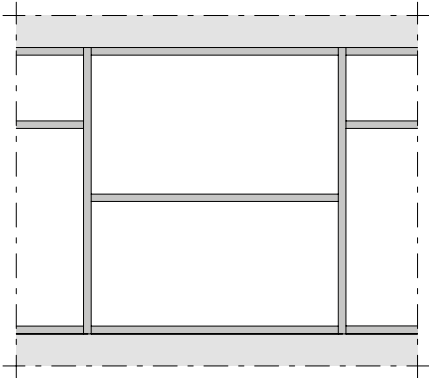

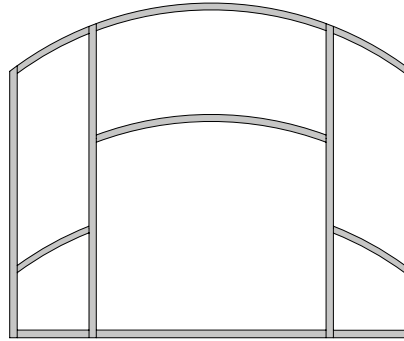
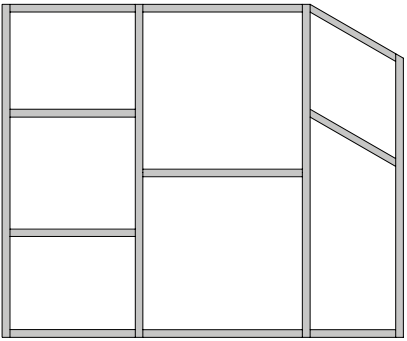
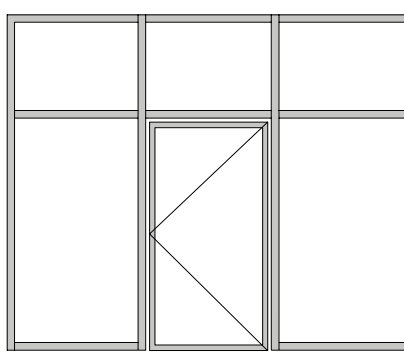

BRE GB-Bucknalls Lane,

Harston, Watford, Herfordshire

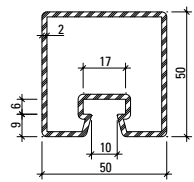
Die landesspezifischen  
Brandschutz-Zulassungen bzw.  
deren Bestimmungen und  
Vorschriften sind zu beachten.

Les certificats de protection  
incendie spécifiques au pays,  
leurs dispositions et leurs  
prescriptions doivent être respectés.

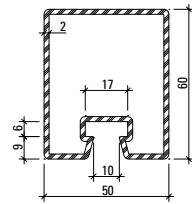
Fire-protection approvals or  
applicable national regulations  
and determinations must be  
observed.



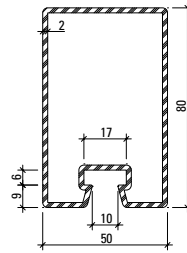




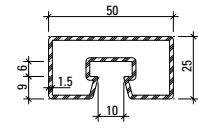
**76.694**  
**76.694 Z**



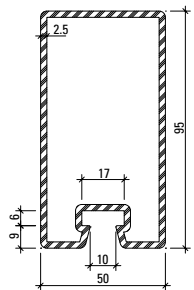
**76.671**  
**76.671 Z**



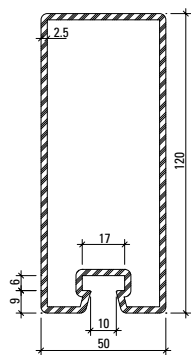
**76.696**  
**76.696 Z**



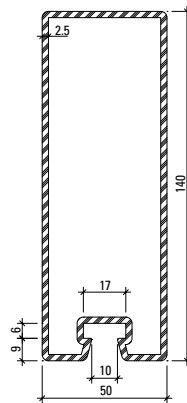
**76.682** 1,2



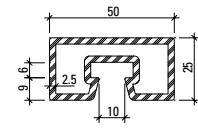
**76.697**  
**76.697 Z**



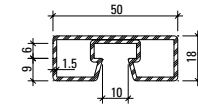
**76.679**  
**76.679 Z**



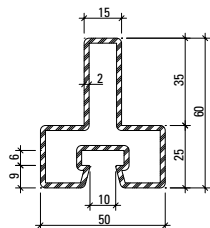
**76.666**  
**76.666 Z**



**76.680** 1,2



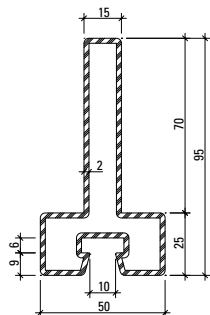
**76.692** 1,2



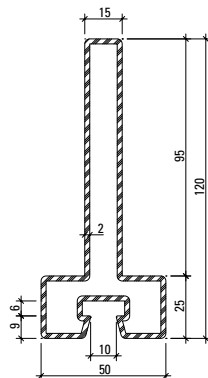
**76.114**

1 Nur zusammengesetzte Profile  
 Uniquement profilés assemblés  
 Only assembled profiles

2 Nur für Anschlüsse an Janisol  
 Uniquement pour raccords à Janisol  
 Only for attachments to Janisol



**76.115**



**76.116**

Profil-Nr.	G kg/m	F cm <sup>2</sup>	I <sub>x</sub> cm <sup>4</sup>	W <sub>x</sub> cm <sup>3</sup>	I <sub>y</sub> cm <sup>4</sup>	W <sub>y</sub> cm <sup>3</sup>	U m <sup>2</sup> /m	L mm
<b>76.666</b>	7,910	10,1	241,3	32,3	43,7	17,5	0,412	6500
<b>76.671</b>	3,860	4,9	23,3	7,2	17,3	6,9	0,260	6500
<b>76.679</b>	7,120	9,1	162,2	25,2	37,9	15,2	0,373	6500
<b>76.680</b>	3,390	4,3	3,2	2,4	11,1	4,4	0,182	6100
<b>76.682</b>	2,120	2,7	2,2	1,7	7,2	2,9	0,190	6000
<b>76.692</b>	1,900	2,5	0,9	1,0	5,9	2,4	0,176	6000
<b>76.694</b>	3,500	4,5	14,7	5,6	15,0	6,0	0,240	6500
<b>76.696</b>	4,450	5,7	47,6	11,1	21,9	8,8	0,300	6500
<b>76.697</b>	6,100	7,9	90,2	17,6	31,0	12,4	0,330	6500
<b>76.114</b>	3,820	4,9	15,4	4,1	9,8	3,9	0,251	6000
<b>76.115</b>	4,920	6,3	54,8	9,3	10,4	4,2	0,321	6000
<b>76.116</b>	5,710	7,3	105,0	14,3	10,8	4,3	0,371	6000

Deckprofile 50 mm (Masstab 1:3)

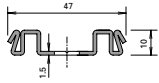
Profils de recouvrement 50 mm (échelle 1:3)

Cover sections 50 mm (scale 1:3)

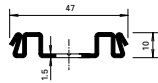
VISS Fire

VISS Fire

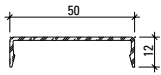
VISS Fire



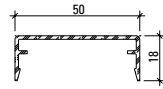
400.867



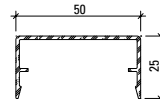
400.867 Z



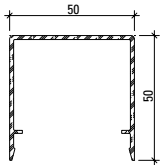
407.860



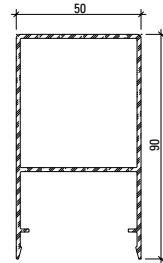
407.861



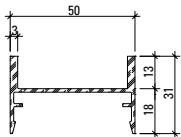
407.862



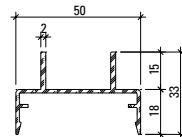
407.863



407.864



407.900



407.911

**Werkstoff**

Aluminium EN AW 6060 T66 roh, leicht eingeölt

**Matériau**

Aluminium EN AW 6060 T66 brut, légèrement huilé

**Material**

Aluminium EN AW 6060 T66 mill finish, slightly oiled

Profil-Nr.	G kg/m	U m <sup>2</sup> /m	P m <sup>2</sup> /m	L mm
407.860	0,266	0,147	0,072	6000
407.861	0,341	0,185	0,084	6000
407.862	0,394	0,213	0,098	6000

Profil-Nr.	G kg/m	U m <sup>2</sup> /m	P m <sup>2</sup> /m	L mm
407.863	0,660	0,313	0,148	6000
407.864	1,344	0,360	0,228	6000
407.900	0,556	0,240	0,138	6000
407.911	0,510	0,245	0,146	6000

**Deckprofile 50 mm (Masstab 1:3)**  
**Profils de recouvrement 50 mm (échelle 1:3)**  
**Cover sections 50 mm (scale 1:3)**

VISS Fire  
 VISS Fire  
 VISS Fire

**Edelstahl Deckprofile  
 Pfosten**

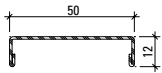
**Profils de recouvrement acier Inox  
 Montant**

**Stainless steel cover sections  
 Mullion**

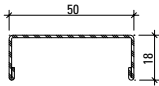
Werkstoff 1.4301 (AISI 304)  
 geschliffen, Korn 220/240,  
 mit Schutzfolie

Qualité 1.4301 (AISI 304)  
 brossé, grain 220/240,  
 avec feuille de protection

Material 1.4301 (AISI 304)  
 polished, grain 220/240,  
 with protective film



**400.860**



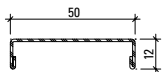
**400.861**



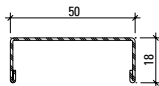
Werkstoff 1.4401 (AISI 316)  
 geschliffen, Korn 220/240,  
 mit Schutzfolie

Qualité 1.4401 (AISI 316)  
 brossé, grain 220/240,  
 avec feuille de protection

Material 1.4401 (AISI 316)  
 polished, grain 220/240,  
 with protective film



**400.862**



**400.863**



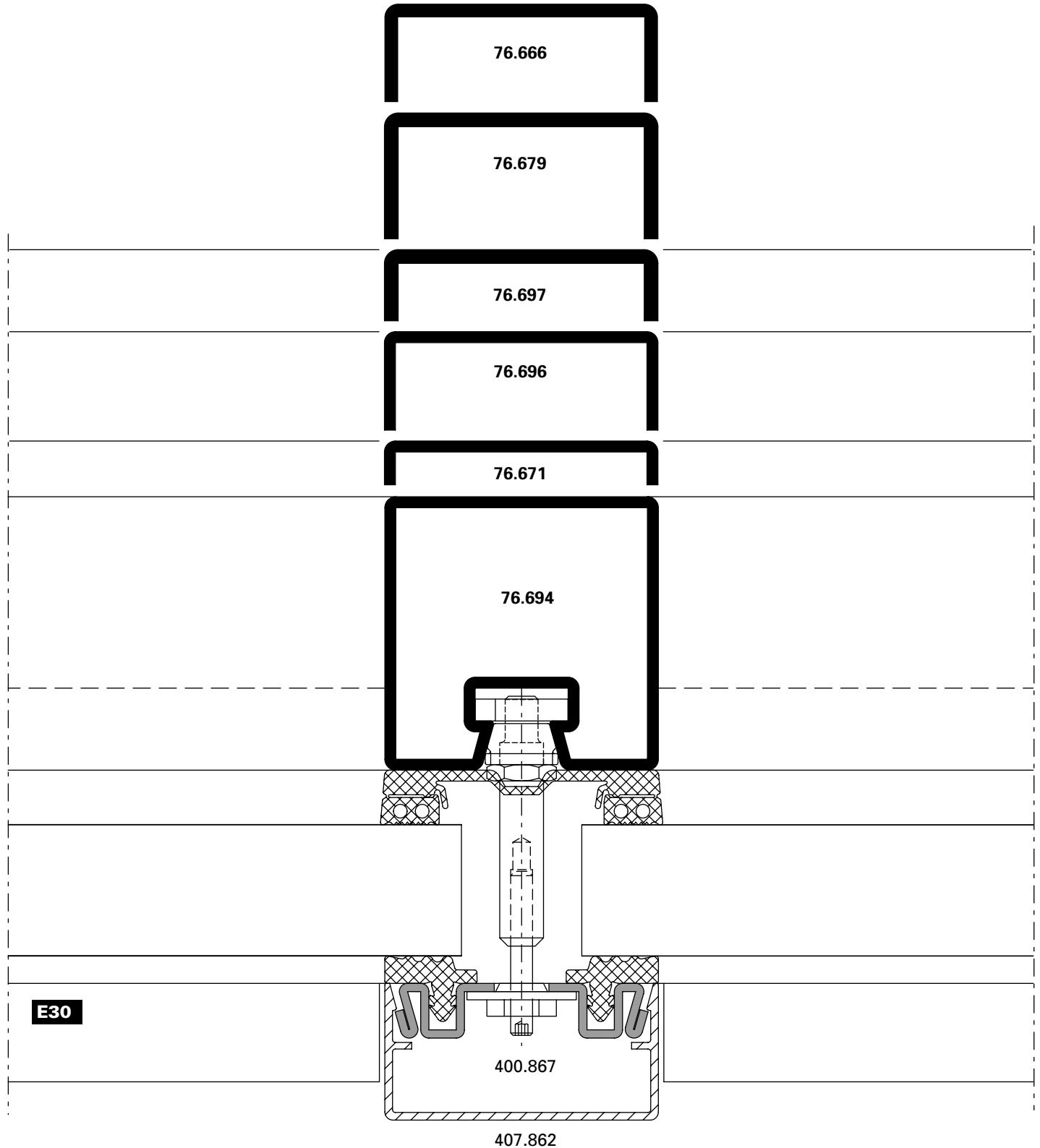
Profil-Nr.	G kg/m	L mm
<b>400.860</b>	0,644	6000
<b>400.861</b>	0,734	6000

Profil-Nr.	G kg/m	L mm
<b>400.862</b>	0,652	6000
<b>400.863</b>	0,744	6000

Pfosten-Detail

Détail du montant

Detail of mullion



E30

DXF

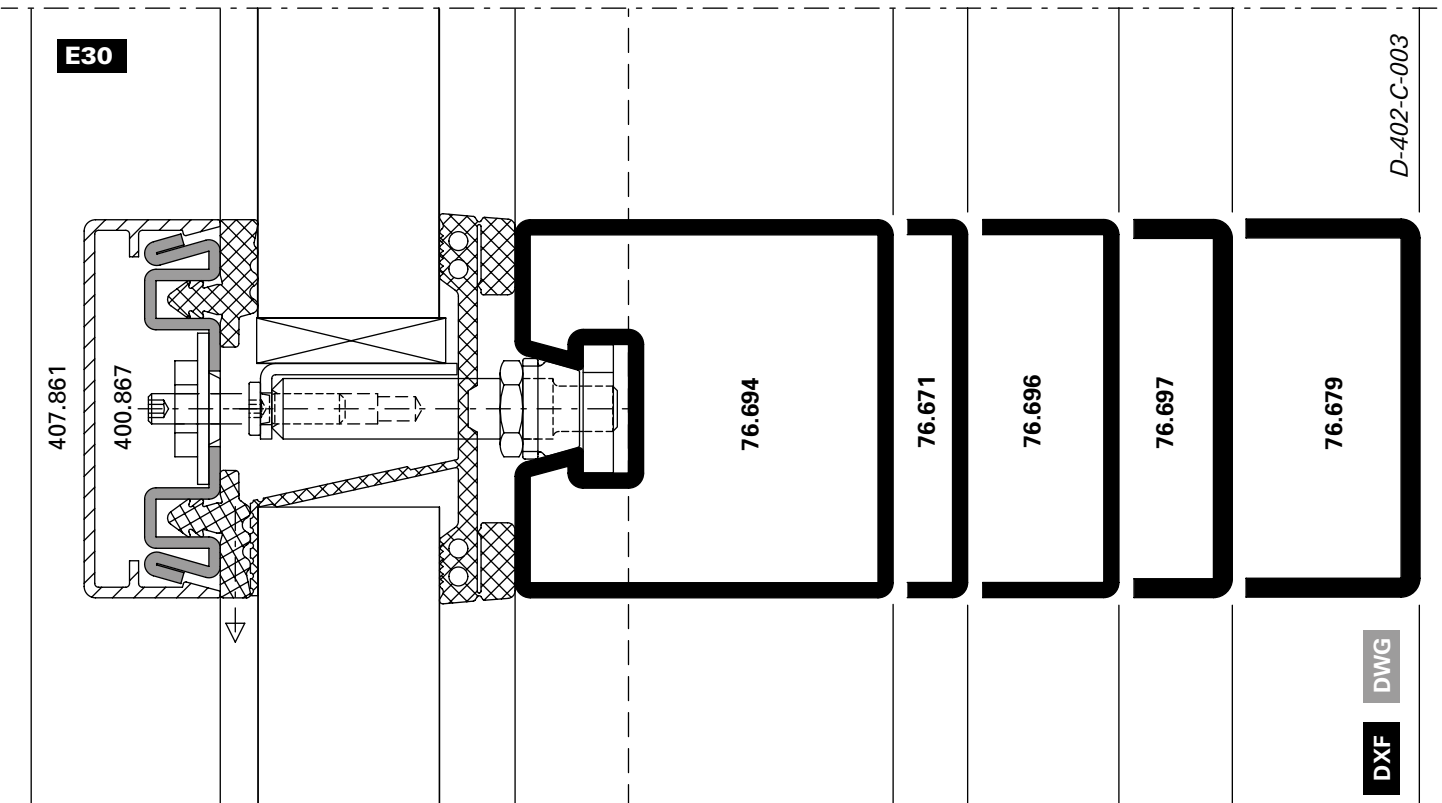
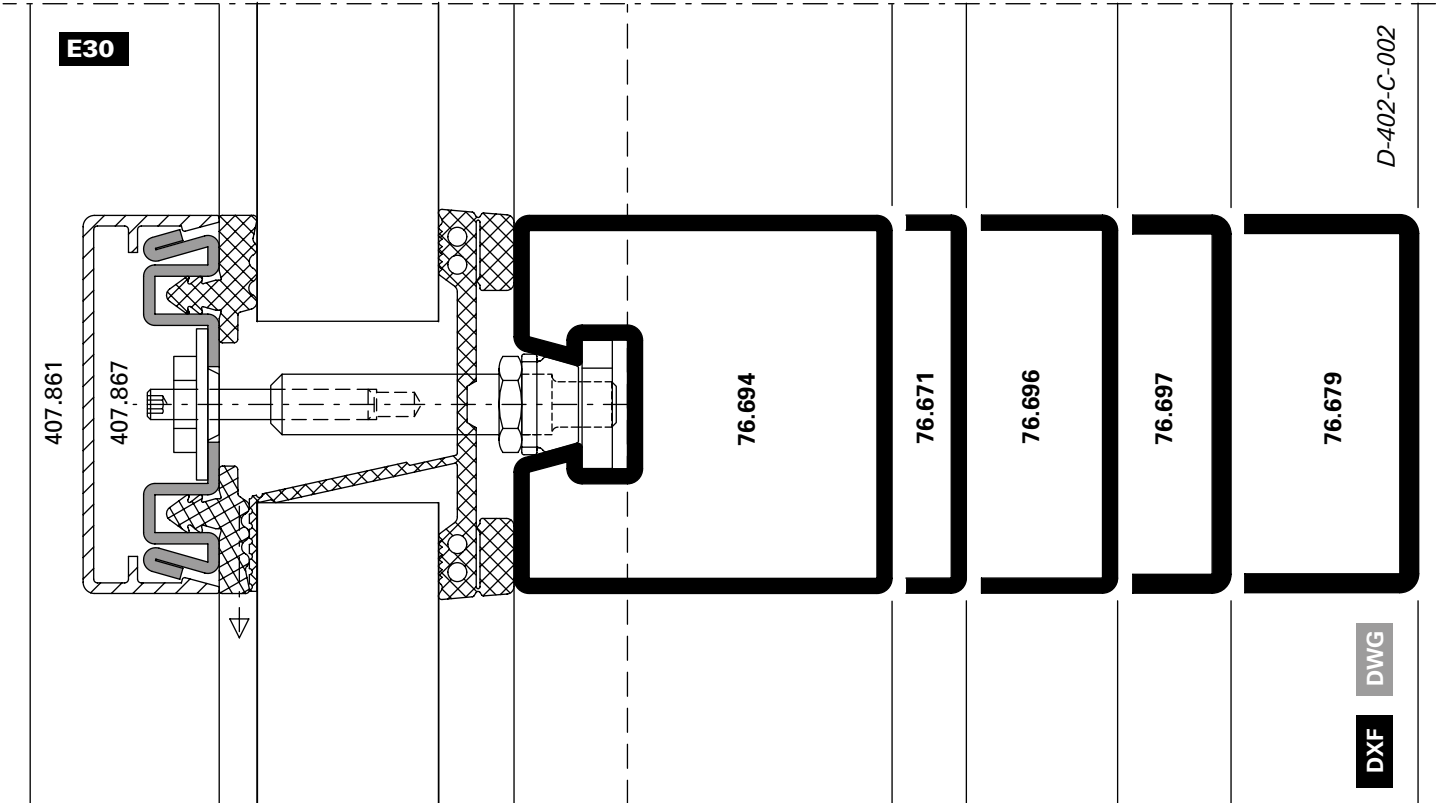
DWG

D-402-C-001

Riegel-Detail

Détail de la traverse

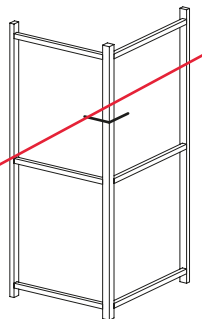
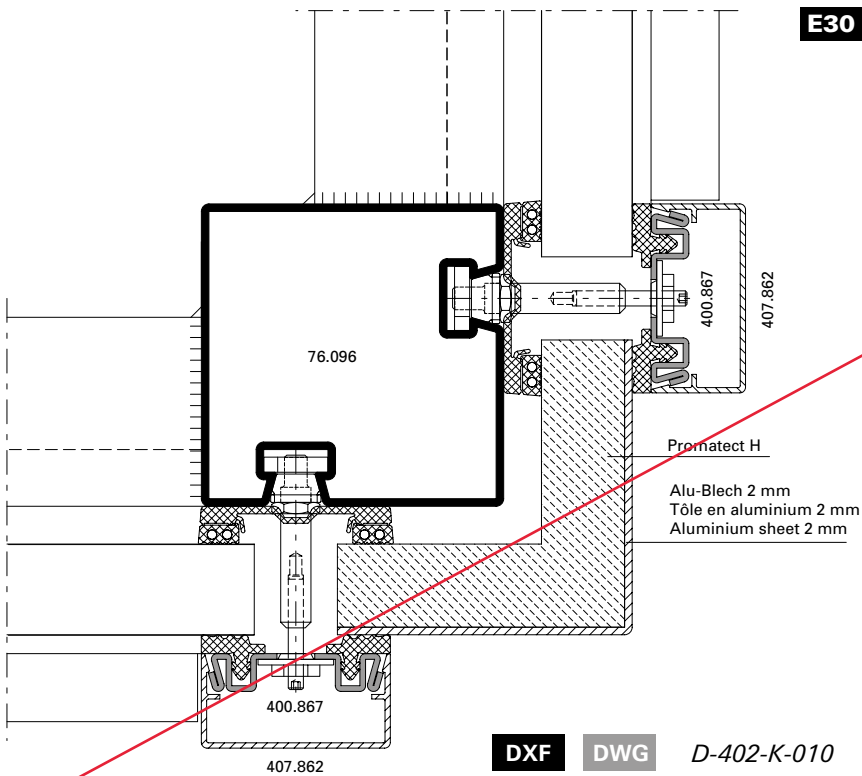
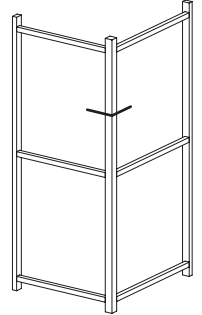
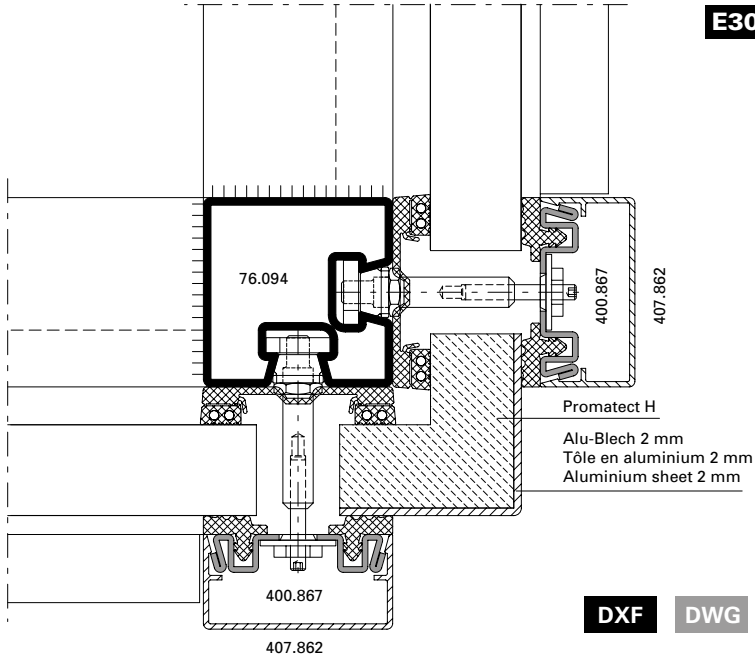
Detail of transom



Eckausbildung 90°

Formation d'angle 90°

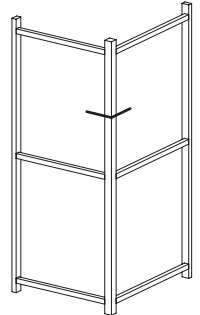
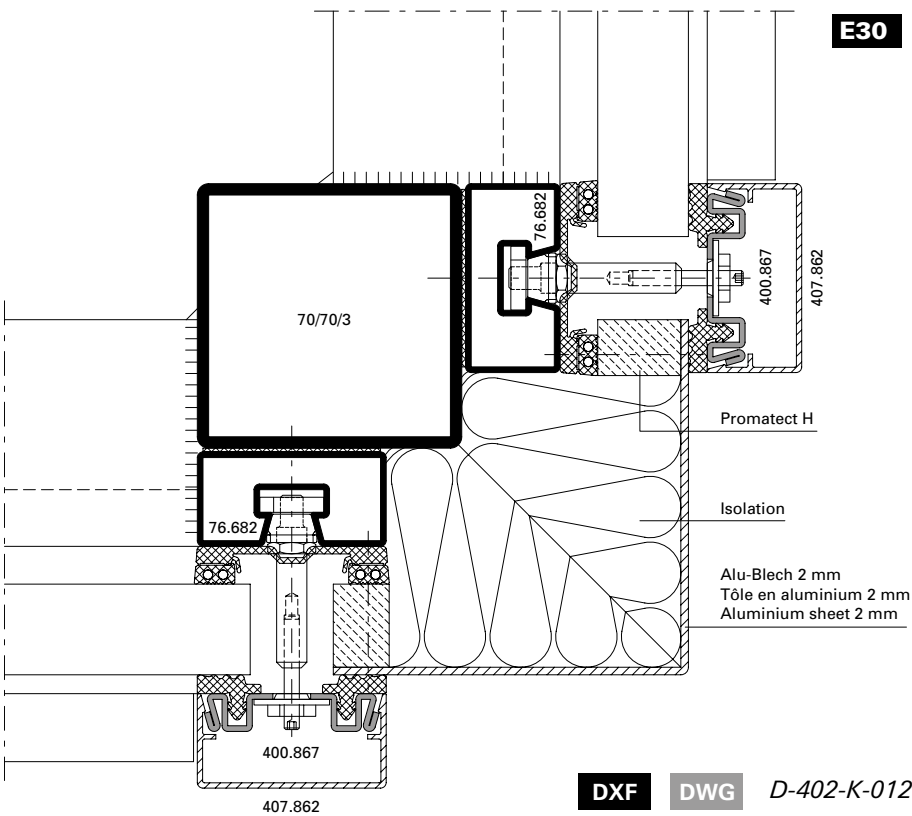
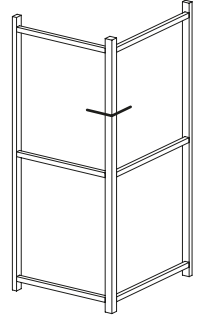
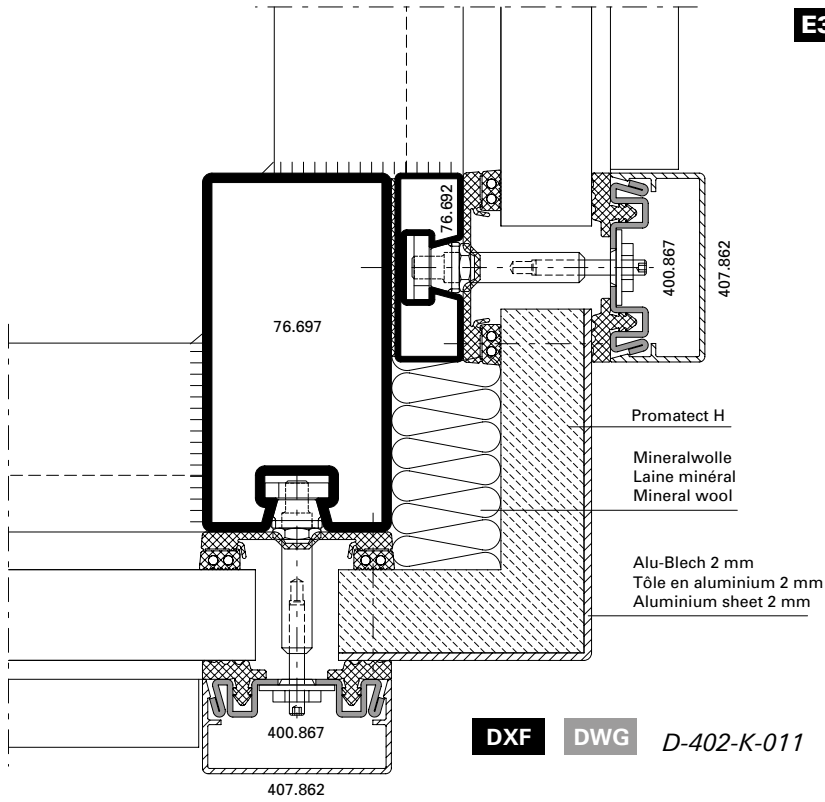
90° corner construction



Eckausbildung 90°

Formation d'angle 90°

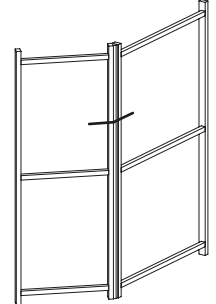
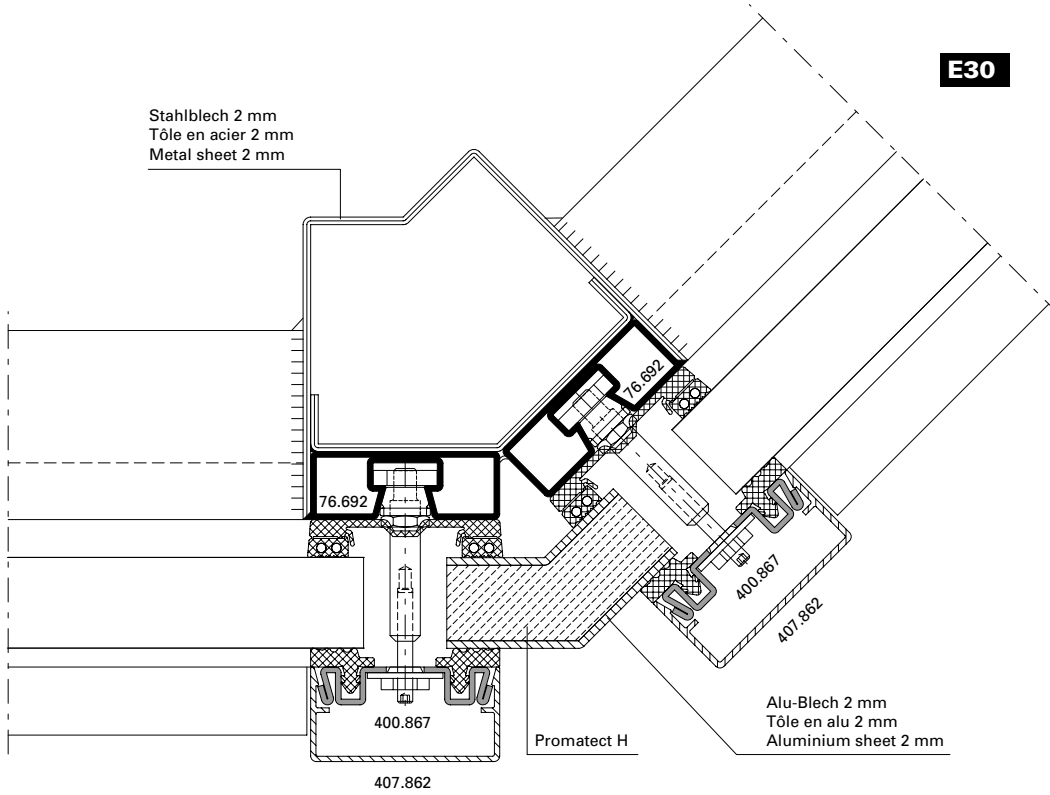
90° corner construction



Aussenecke 135°

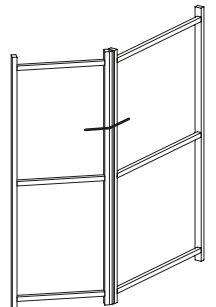
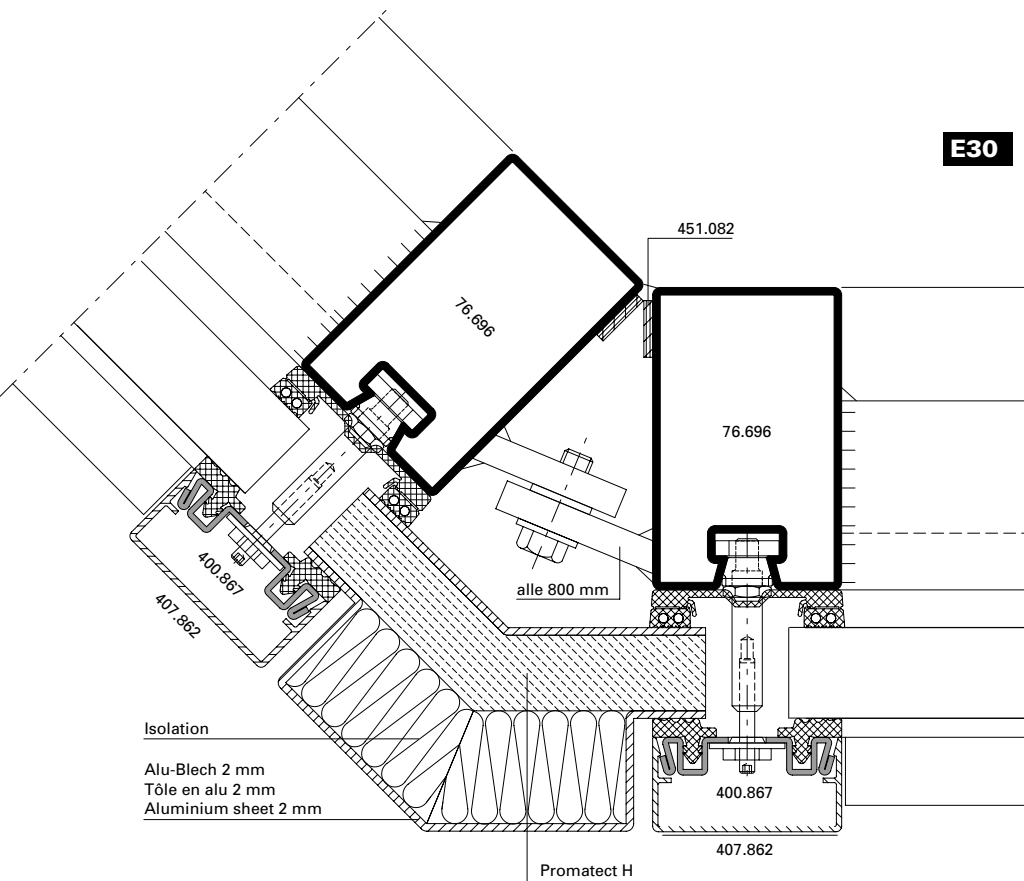
Angle extérieur 135°

Outer corner 135°



DXF DWG

D-402-K-006



DXF DWG

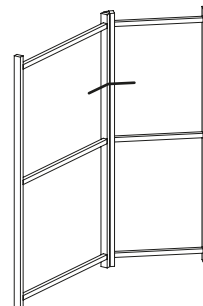
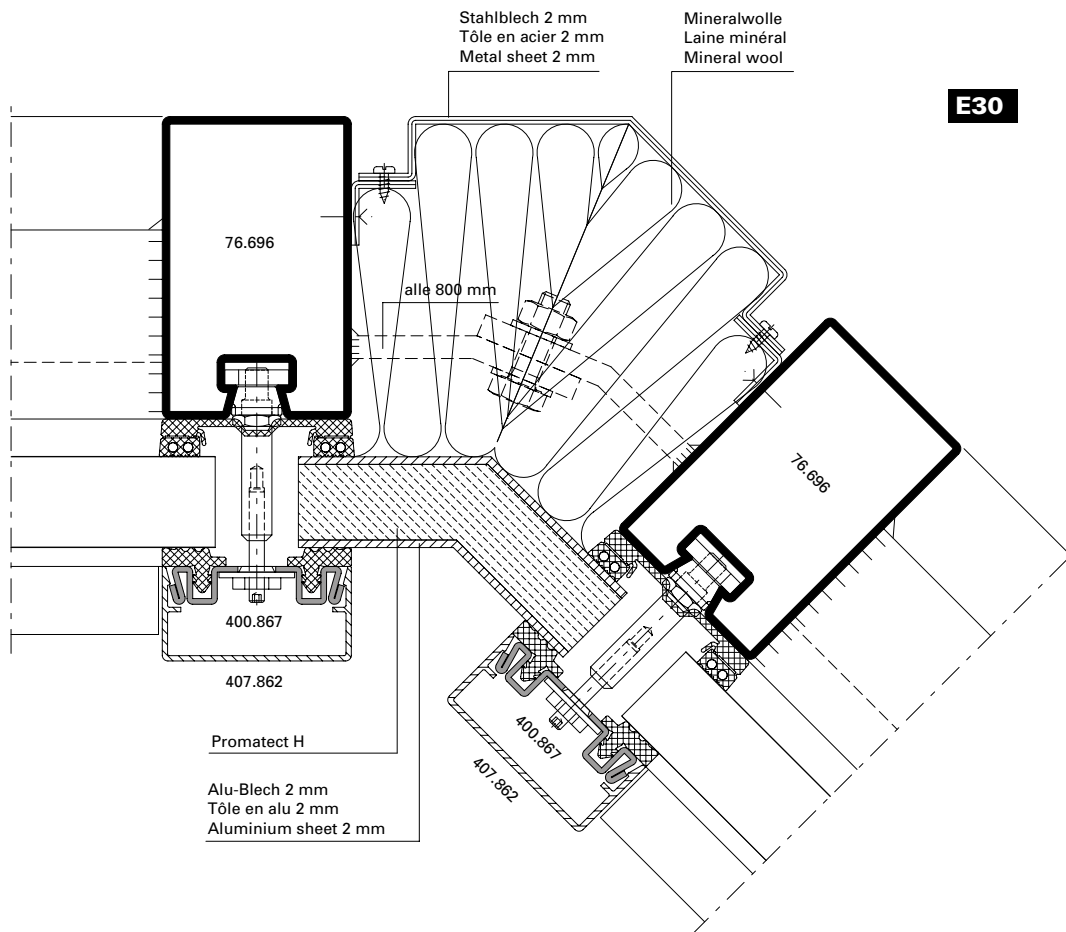
D-402-K-004



Innenecke 135°

Angle intérieur 135°

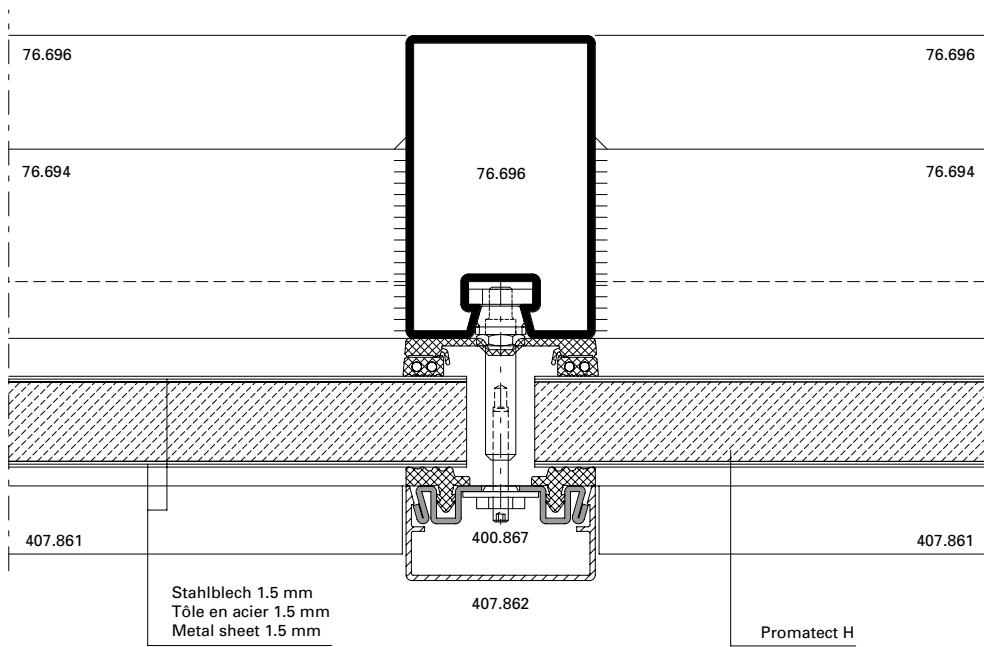
Inner corner 135°



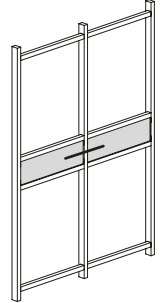
Panel-Ausbildungen

Agencements de panneau

Panel designs

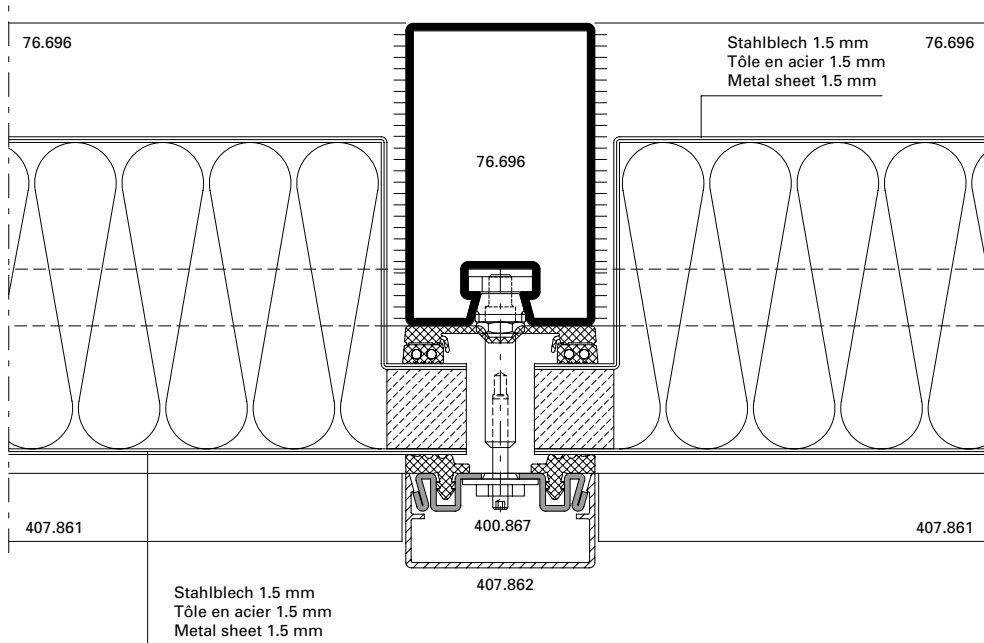


E30

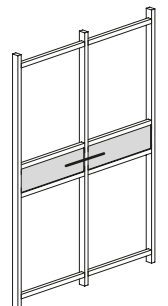


DXF DWG

D-402-K-001



E30



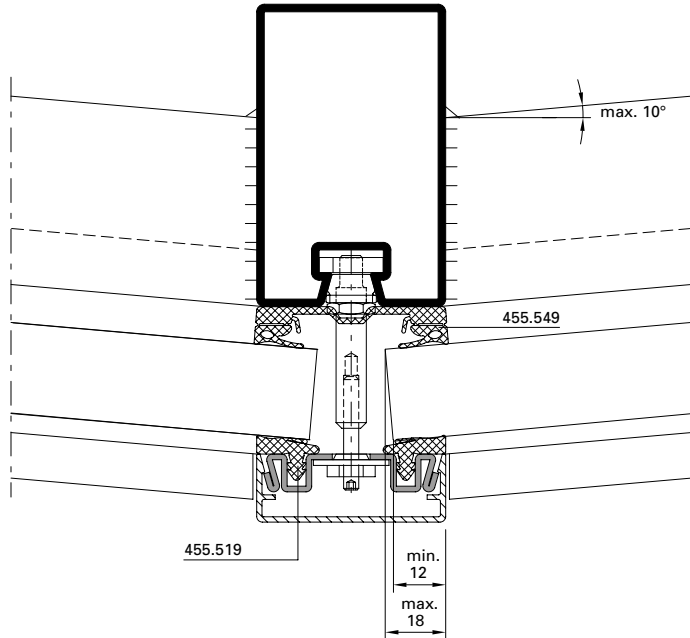
DXF DWG

D-402-K-002

Segment-Pfosten

Montant segment

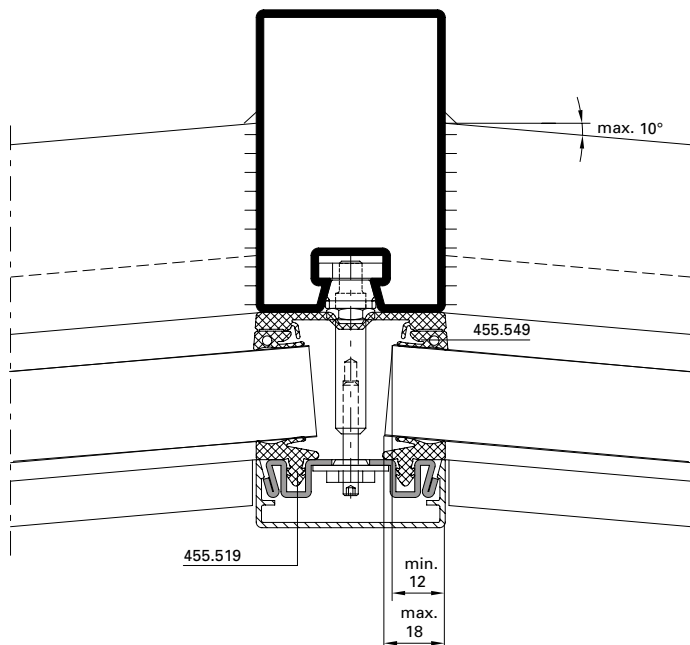
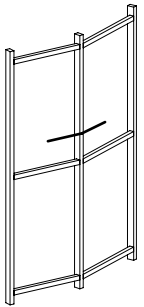
Segmented mullion



E30

DXF DWG

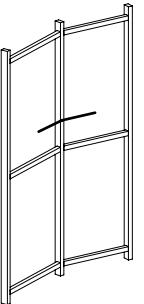
D-402-K-013



E30

DXF DWG

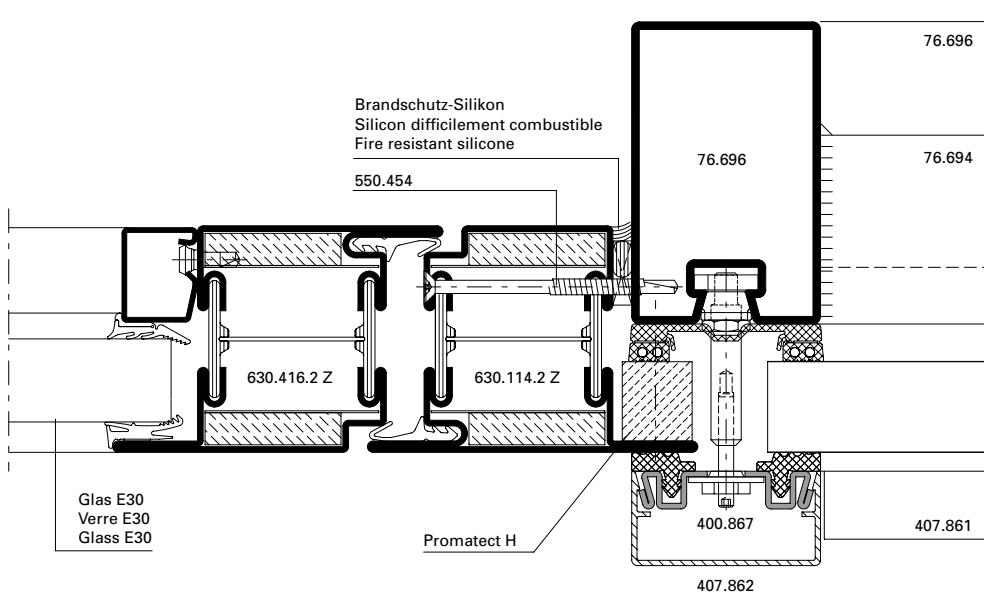
D-402-K-014



Einsatzelemente Türen

Éléments de remplissage portes

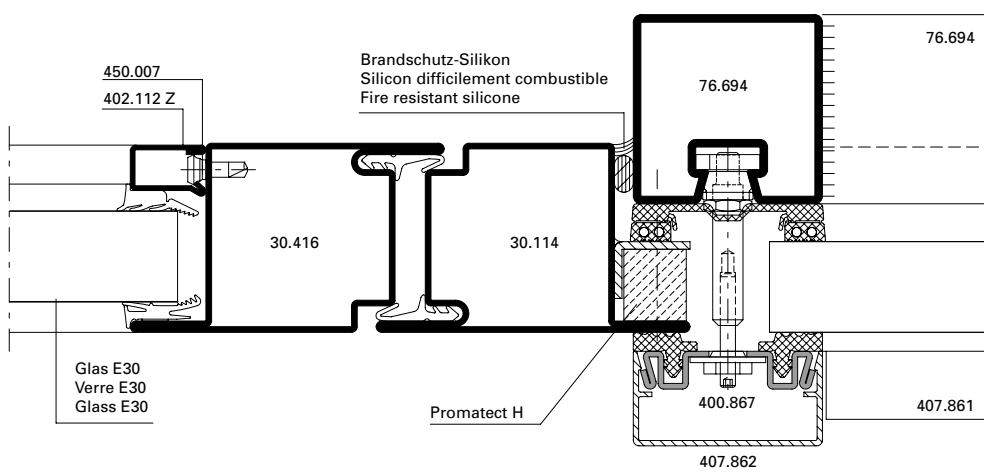
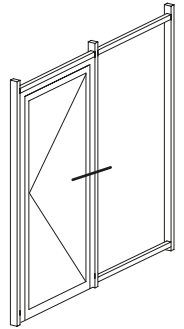
Infill elements doors



E30

DXF DWG

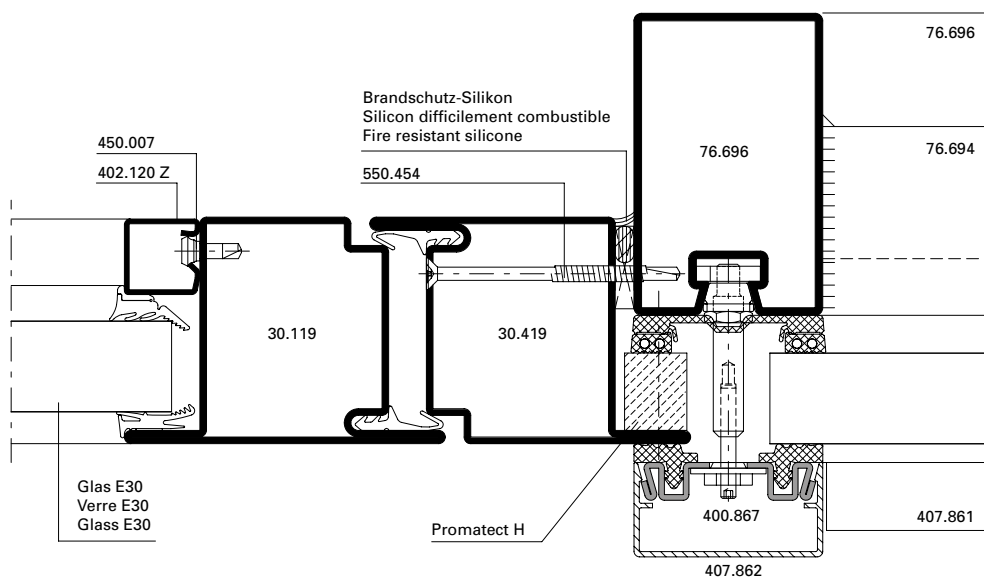
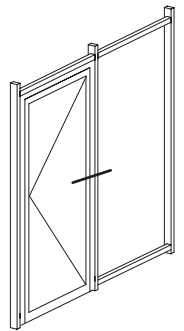
D-402-K-003



E30

DXF DWG

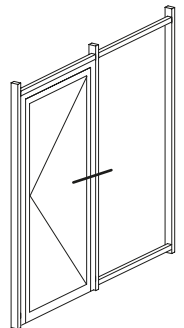
D-402-K-008



E30

DXF DWG

D-402-K-007



**Anschlüsse am Bau im Masstab 1:2**  
**Raccordement au mur à l'échelle 1:2**  
**Attachment to structure on scale 1:2**

VISS Fire  
 VISS Fire  
 VISS Fire

Stahlwinkel / Cornière en acier / Steel angle 40/40/4

Mineralwolle / Laine minérale / Mineral wool

Silikon

76.696

76.694

76.696

407.861

400.867

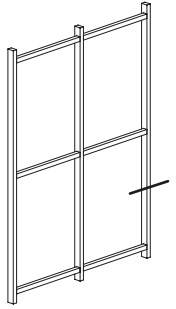
407.862

Promatect H

Alu-Blech / Tôle en alu / Aluminium sheet 2 mm

Silikon

**E30**



**DXF**

**DWG**

D-402-A-001

Stahlwinkel / Cornière en acier / Steel angle 100/40/3

Keramikfaserband  
 Bande de fibre de céramique  
 Ceramic fibre strip

Mineralwolle / Laine minérale / Mineral wool

Silikon

76.696

76.694

76.696

407.861

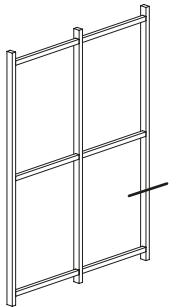
400.867

407.862

Promatect H

Mineralwolle / Laine minérale / Mineral wool

**E30**



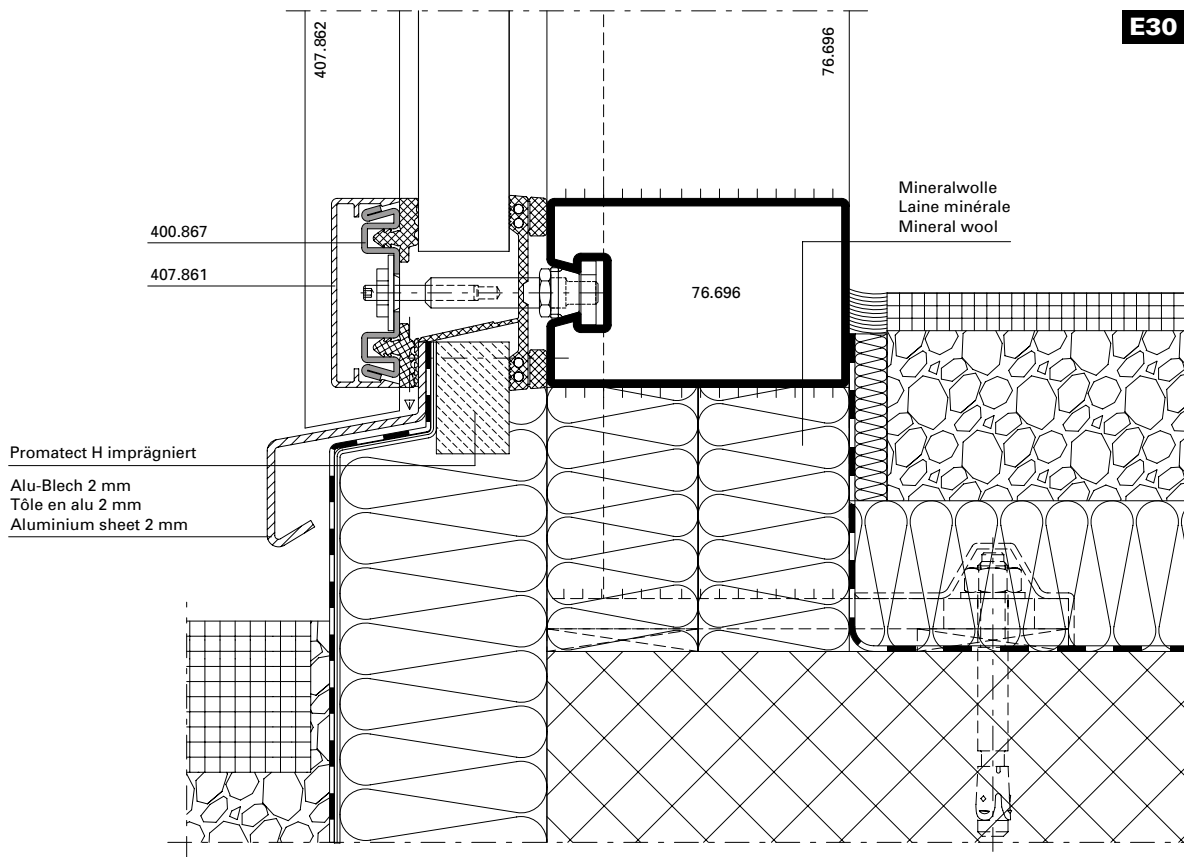
**DXF**

**DWG**

D-402-A-002

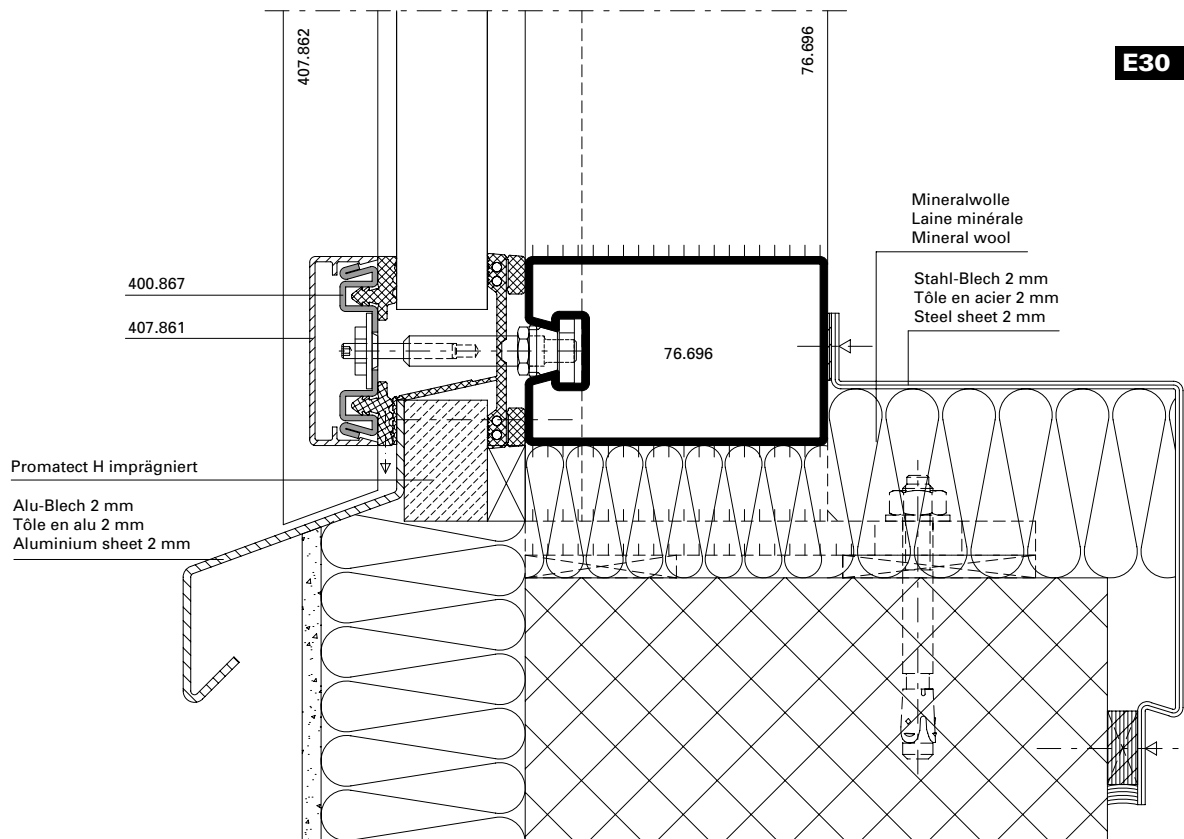
**Anschlüsse am Bau im Masstab 1:2**  
**Raccordement au mur à l'échelle 1:2**  
**Attachment to structure on scale 1:2**

**VISS Fire**  
**VISS Fire**  
**VISS Fire**



**DXF** **DWG**

D-402-A-007

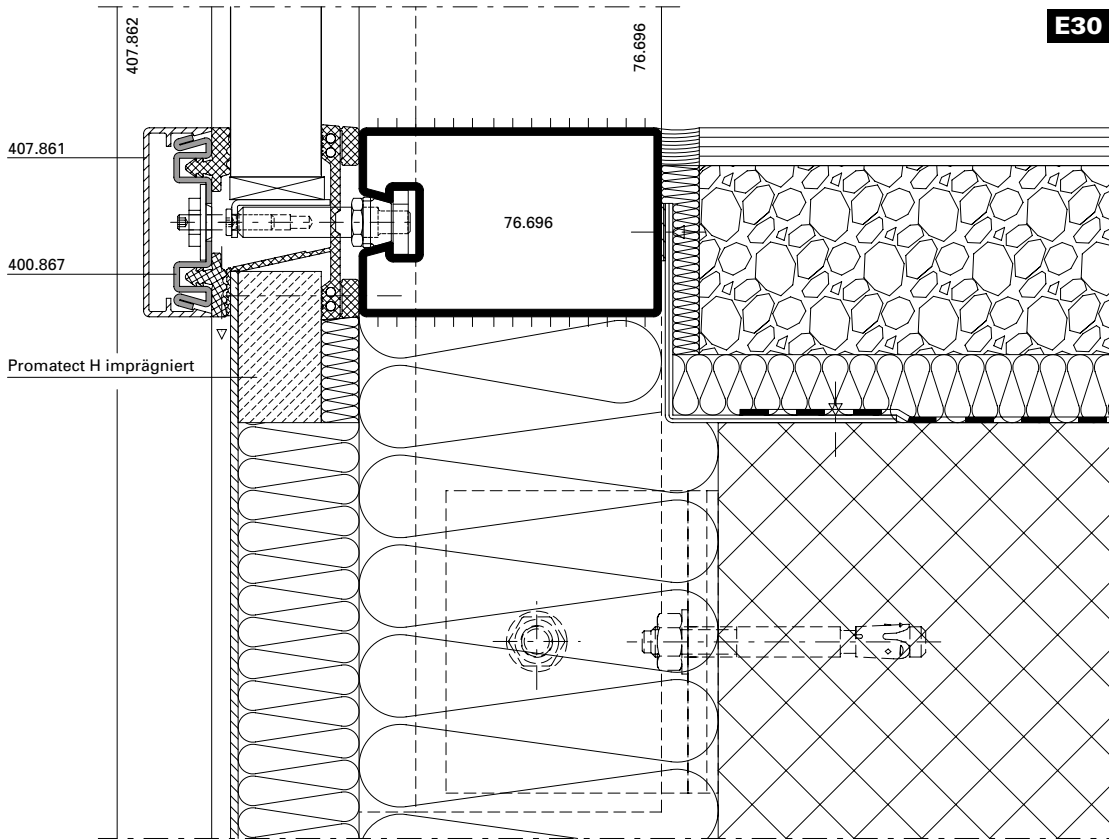


**DXF** **DWG**

D-402-A-008

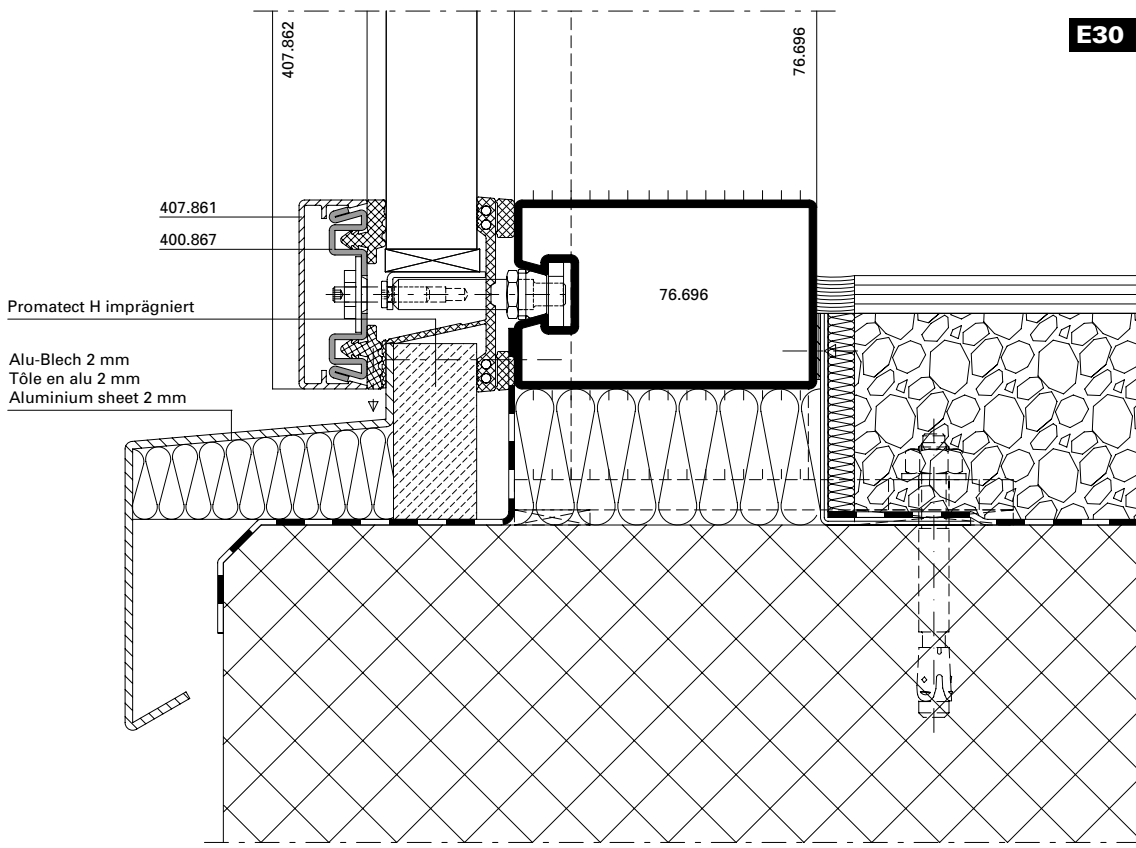
Anschlüsse am Bau im Masstab 1:2  
Raccordement au mur à l'échelle 1:2  
Attachment to structure on scale 1:2

VISS Fire  
VISS Fire  
VISS Fire



DXF DWG

D-402-A-009

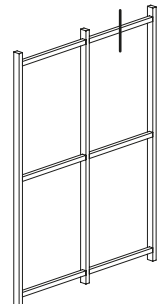
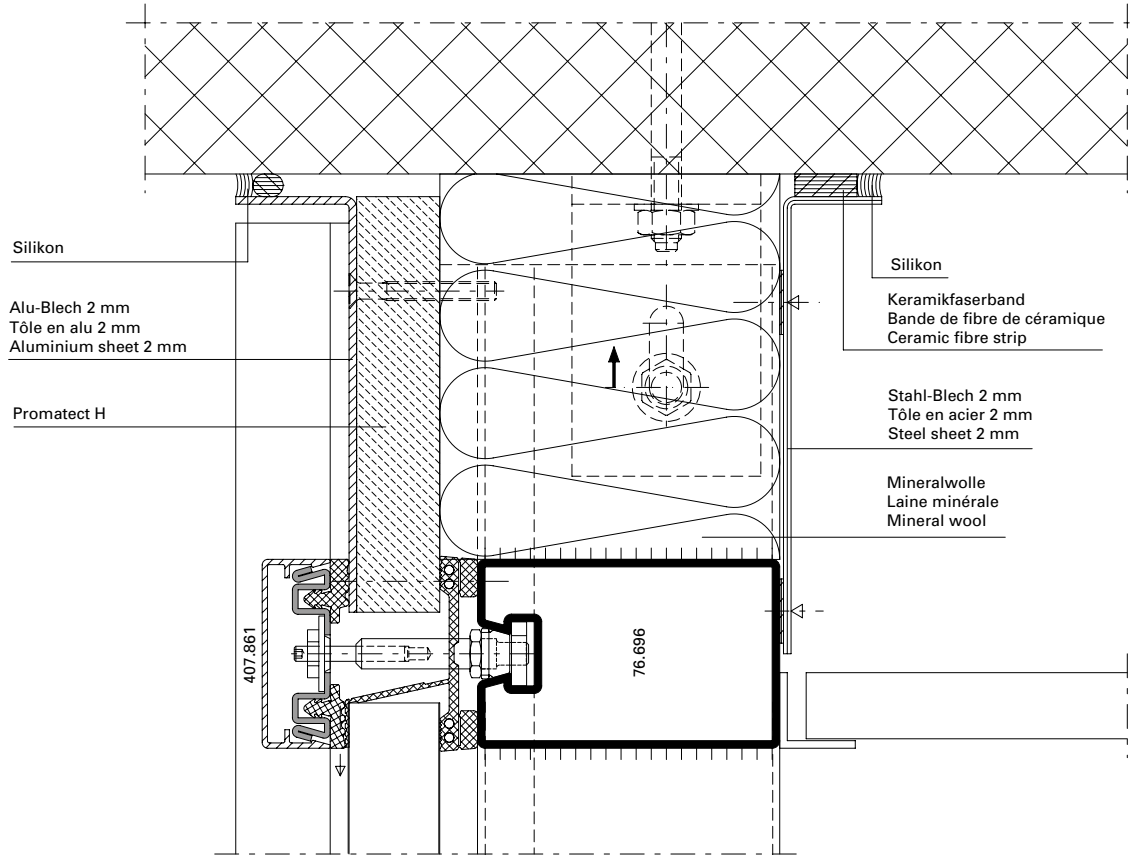


DXF DWG

D-402-A-010

**Anschlüsse am Bau im Massstab 1:2**  
**Raccordement au mur à l'échelle 1:2**  
**Attachment to structure on scale 1:2**

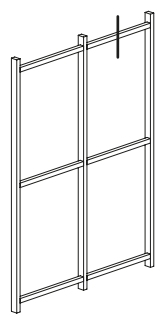
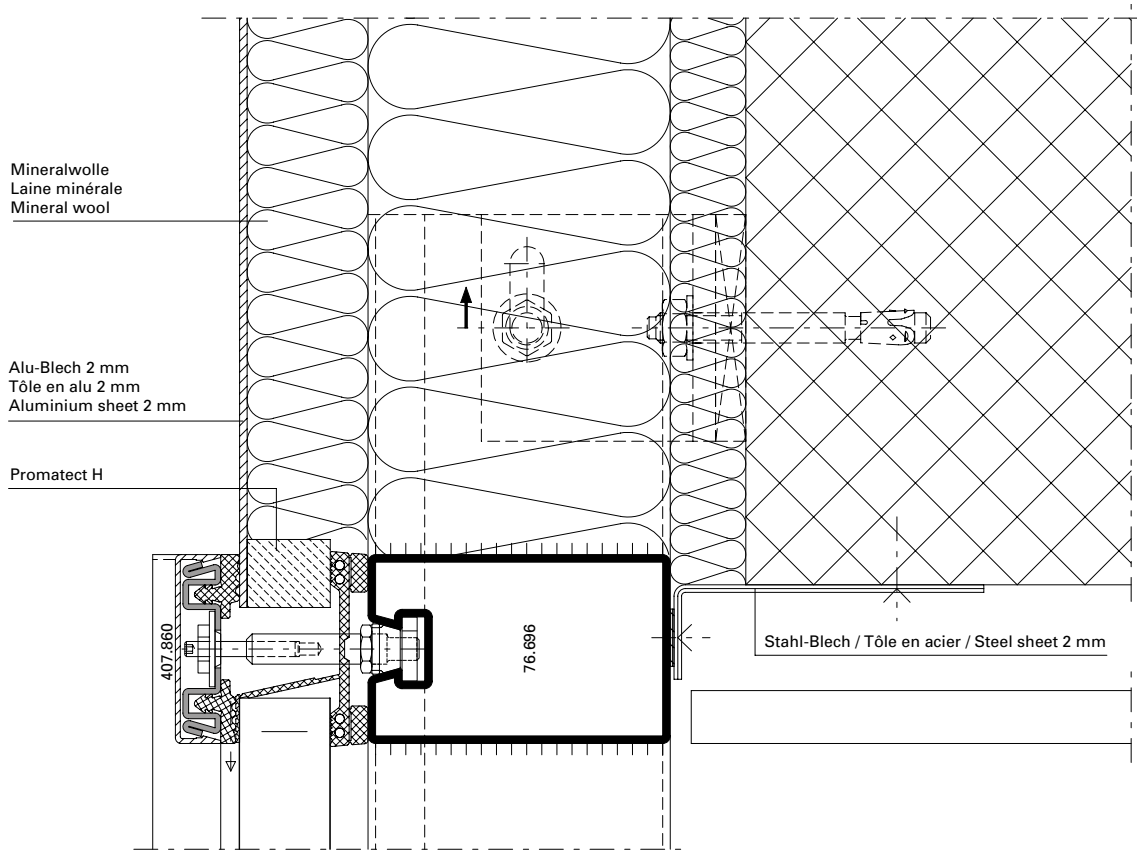
VISS Fire  
 VISS Fire  
 VISS Fire



**E30**

**DXF DWG**

D-402-A-011



**E30**

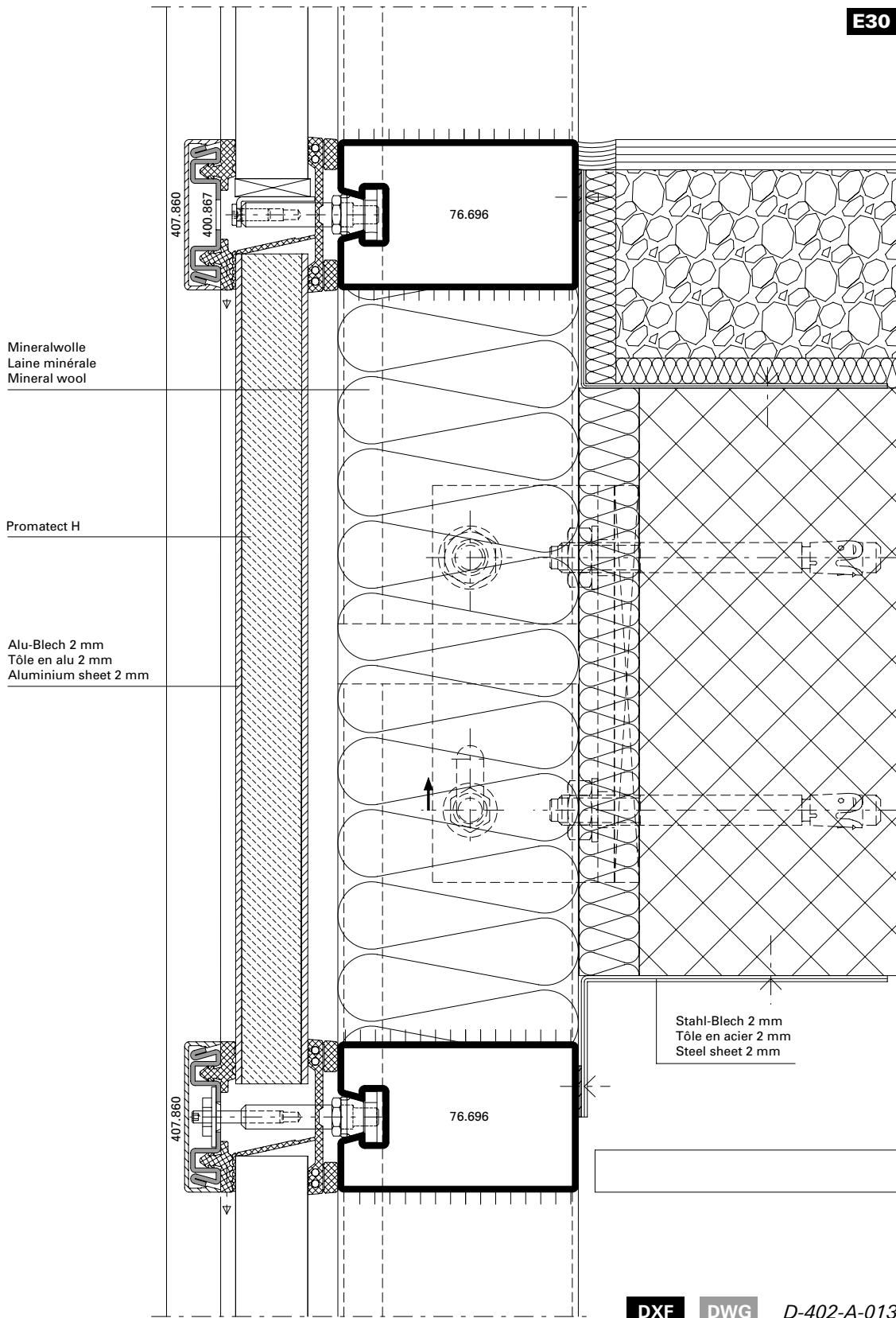
**DXF DWG**

D-402-A-012



Anschlüsse am Bau im Masstab 1:2  
Raccordement au mur à l'échelle 1:2  
Attachment to structure on scale 1:2

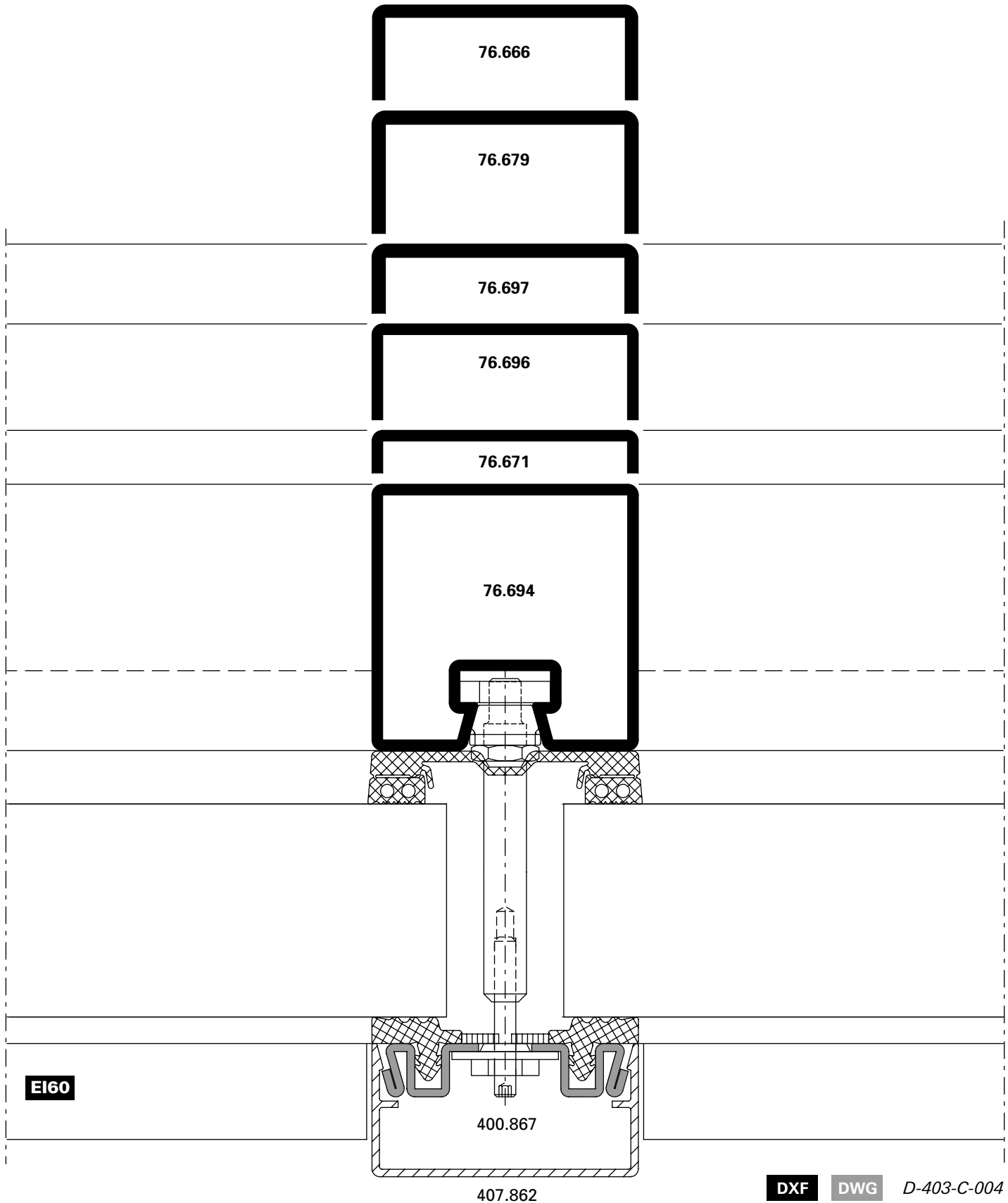
VISS Fire  
VISS Fire  
VISS Fire



Pfosten-Detail

Détail du montant

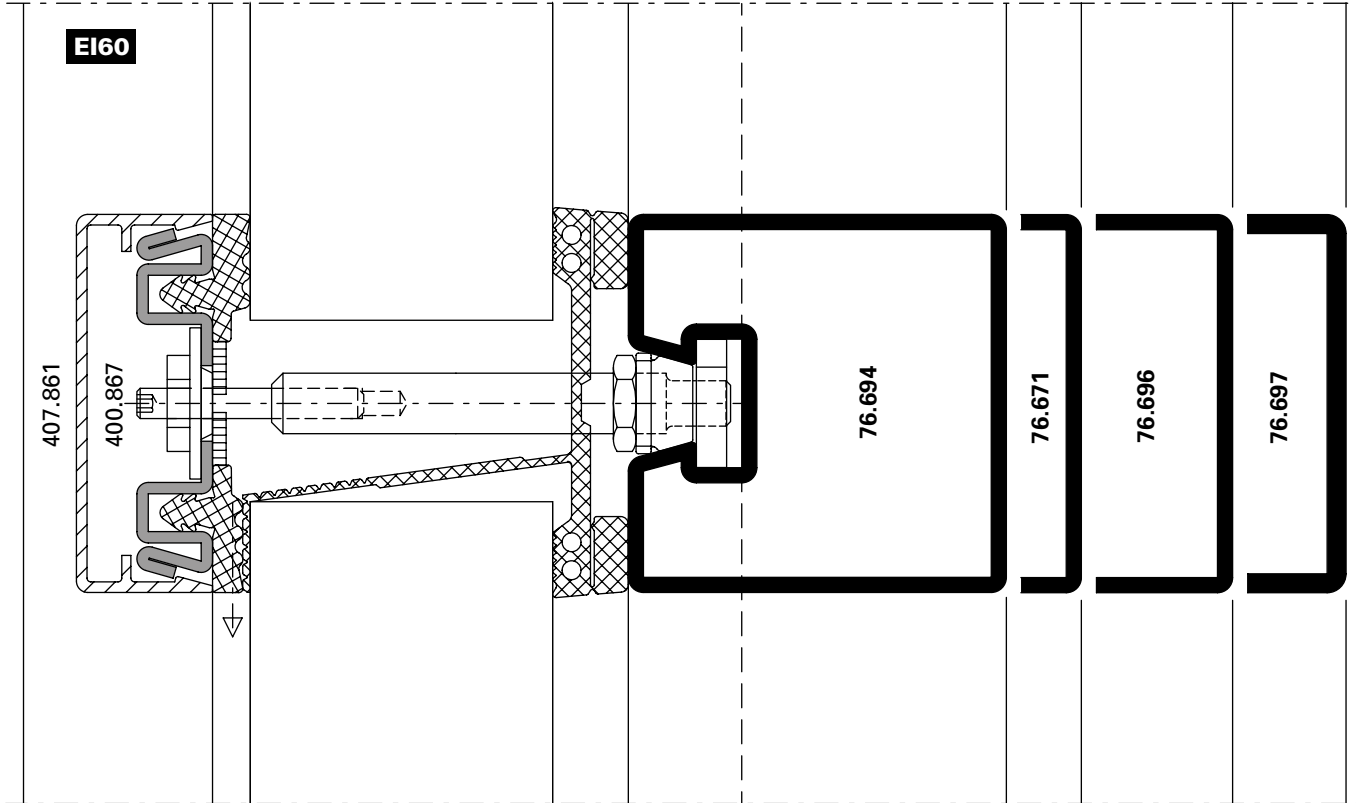
Detail of mullion



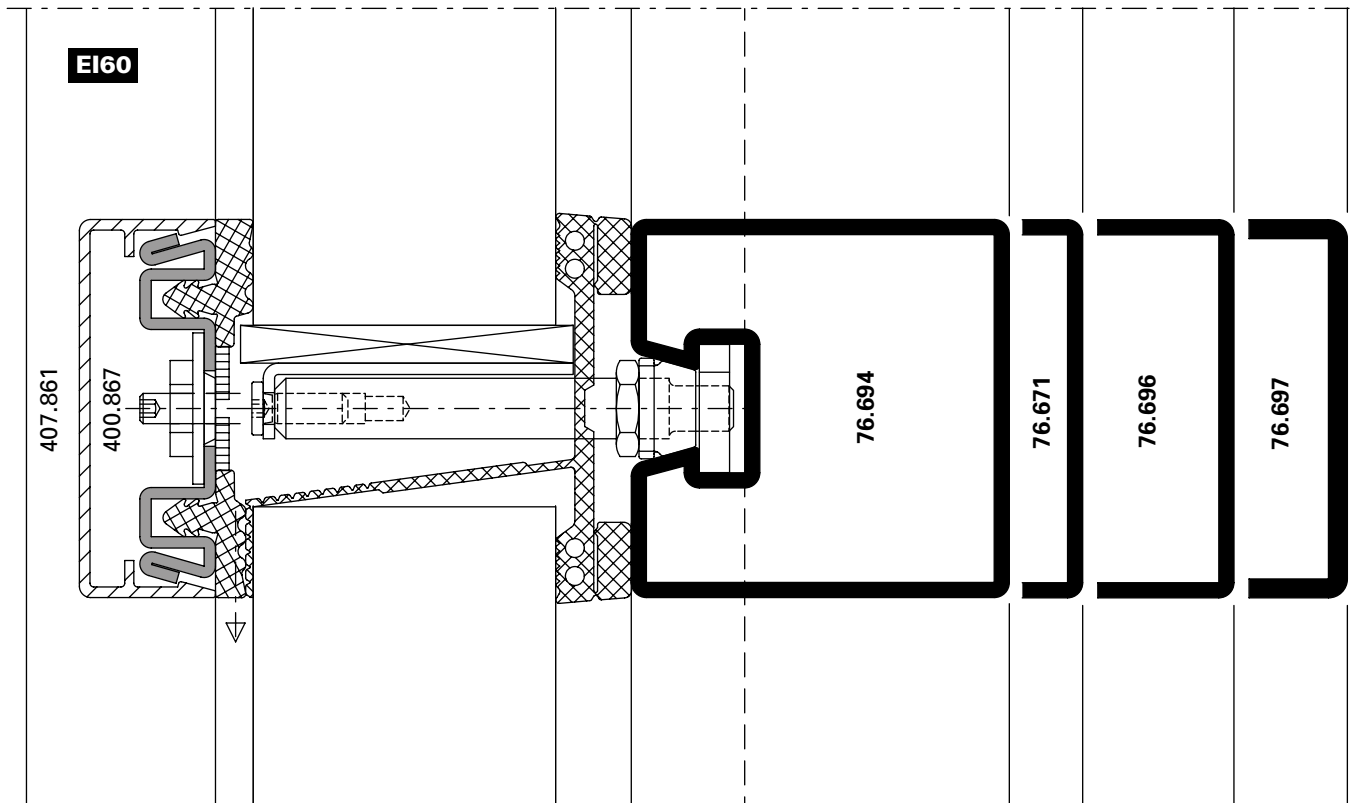
Riegel-Detail

Détail de la traverse

Detail of transom



DXF DWG D-403-C-005

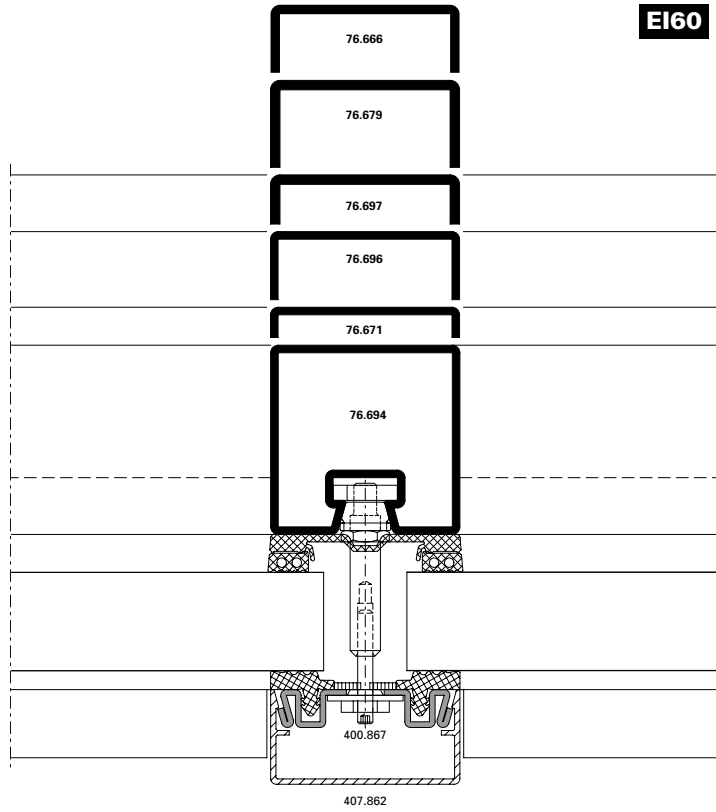


DXF DWG D-403-C-006

Pfosten-Detail

Détail du montant

Detail of mullion

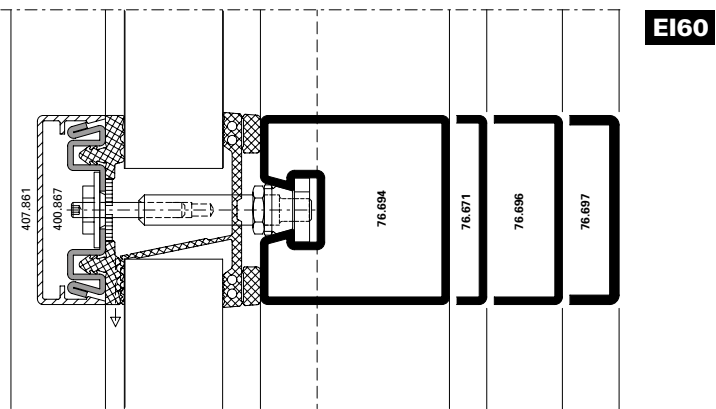


**DXF** **DWG** *D-403-C-013*

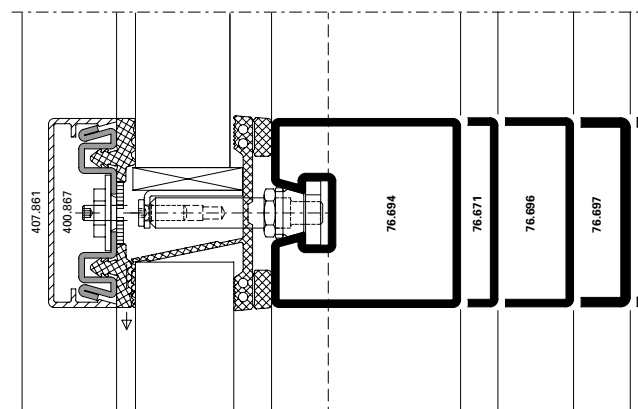
Riegel-Detail

Détail de la traverse

Detail of transom



**DXF** **DWG** *D-403-C-014*

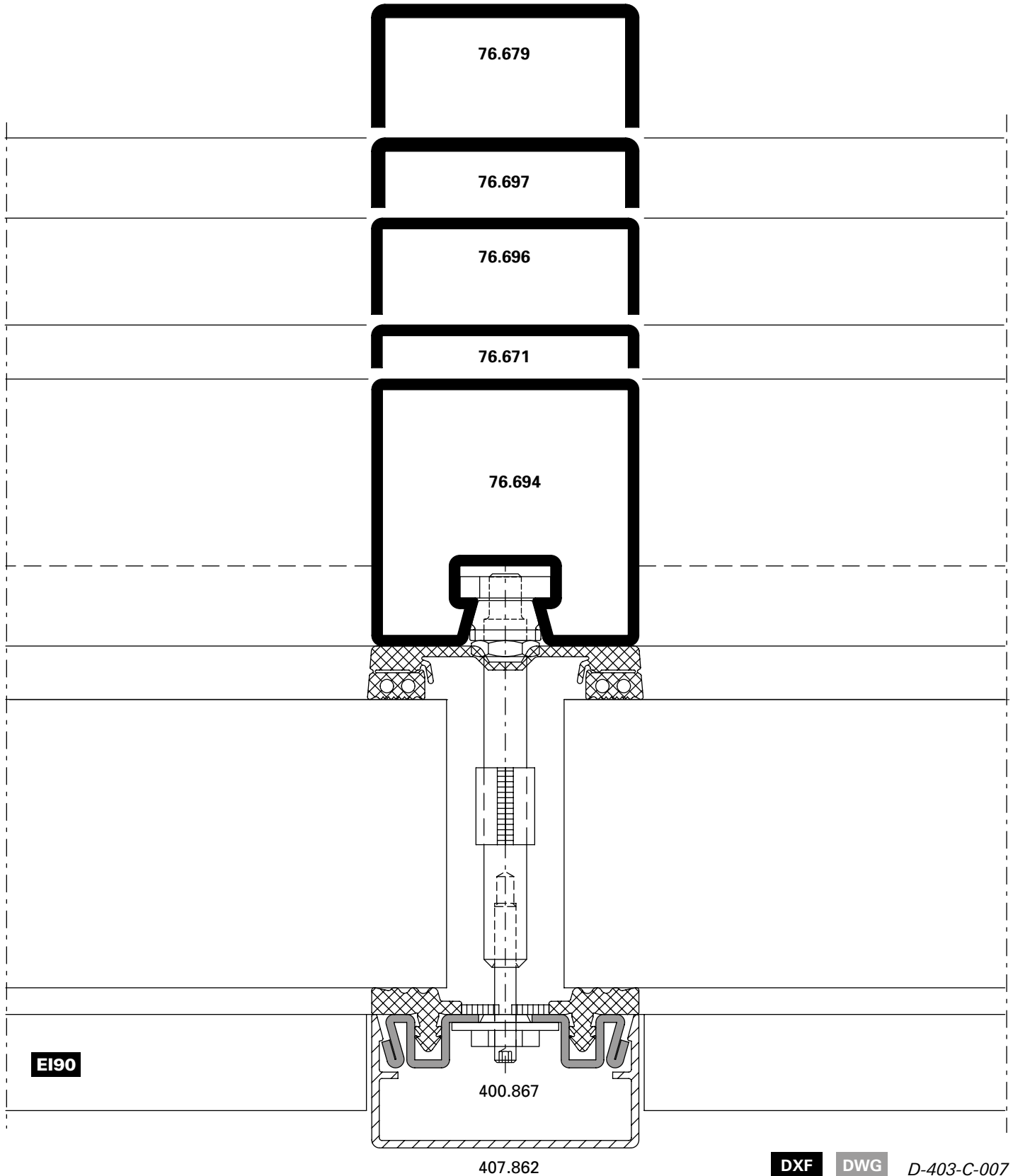


**DXF** **DWG** *D-403-C-015*

Pfosten-Detail

Détail du montant

Detail of mullion

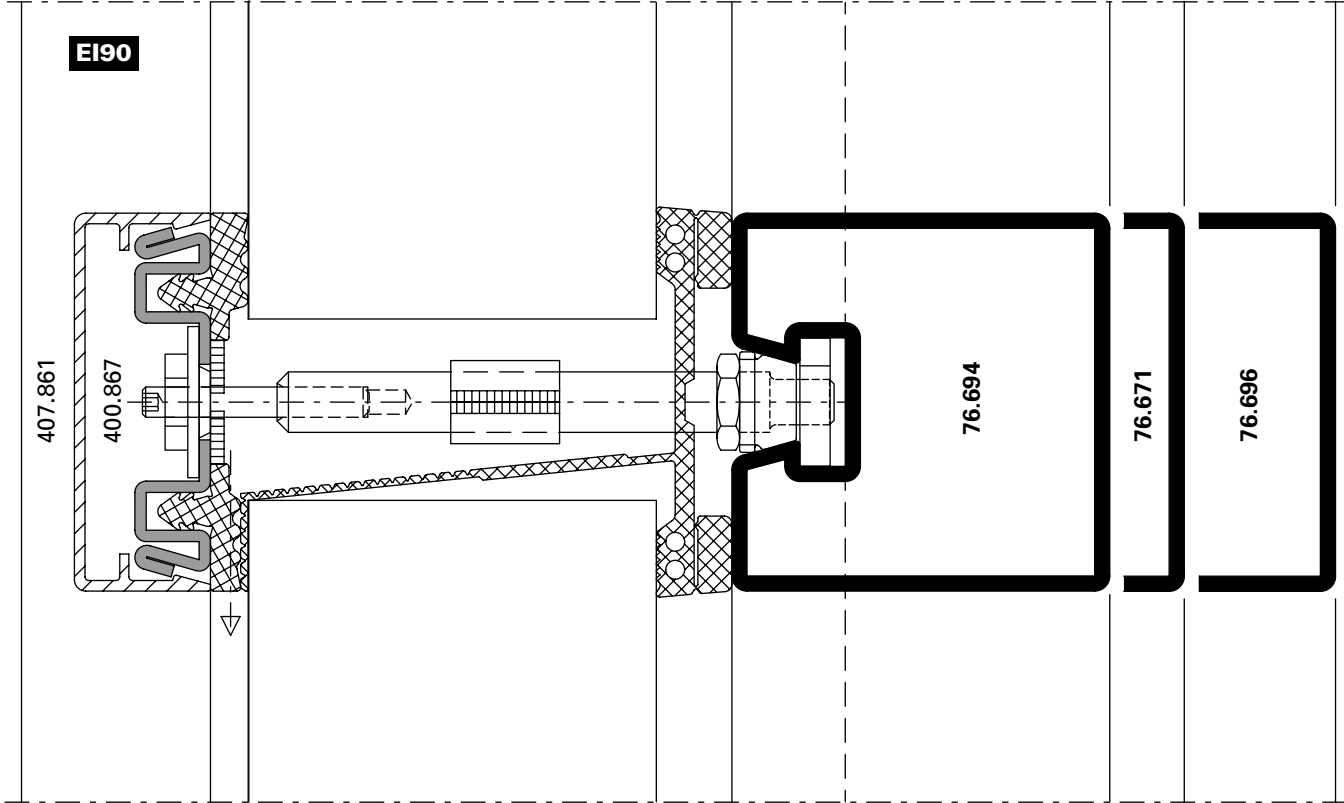


DXF DWG D-403-C-007

Riegel-Detail

Détail de la traverse

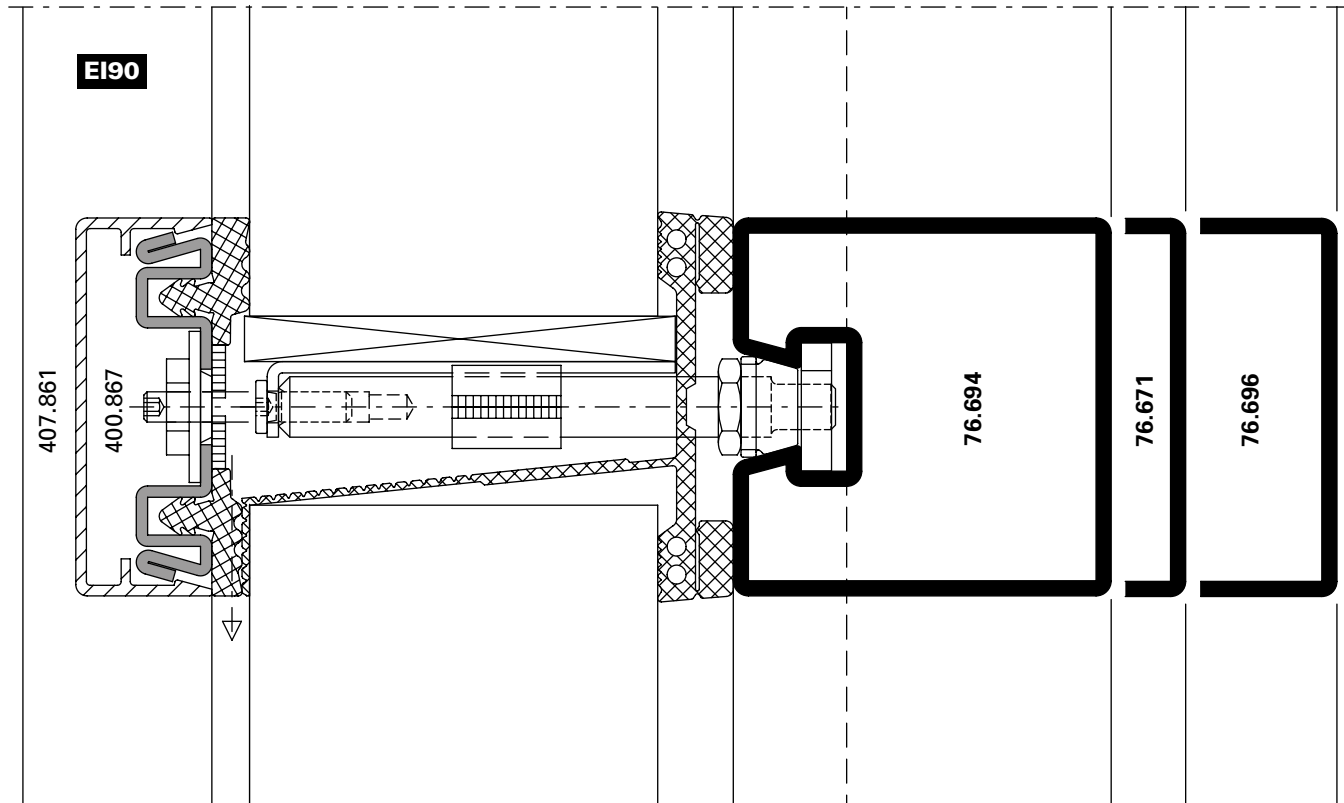
Detail of transom



D-403-C-008

DWG

DXF



D-403-C-009

DWG

DXF

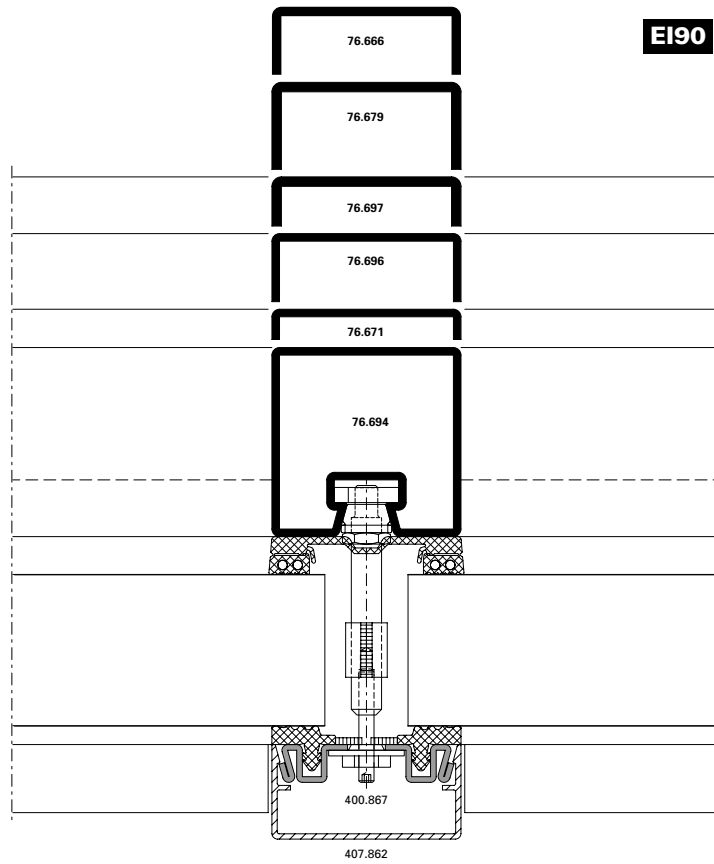
Schnittpunkte im Massstab 1:2  
 Coupe de détails à l'échelle 1:2  
 Section details on scale 1:2

VISS Fire  
 VISS Fire  
 VISS Fire

Pfosten-Detail

Détail du montant

Detail of mullion

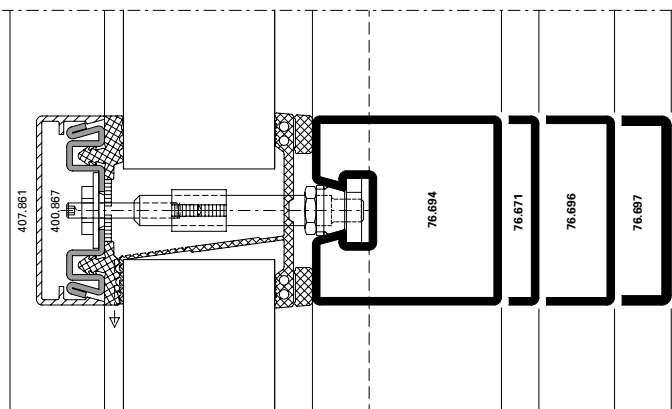


**DXF** **DWG** D-403-C-016

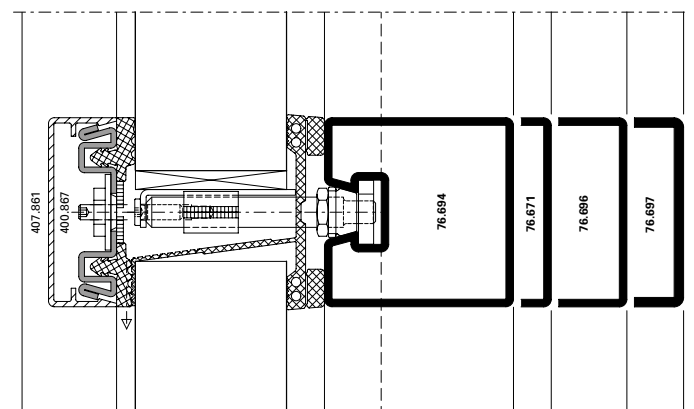
Riegel-Detail

Détail de la traverse

Detail of transom



**EI90** **DXF** **DWG** D-403-C-018

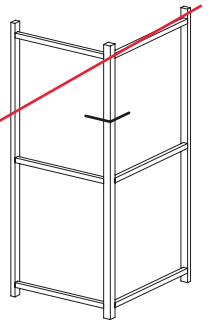
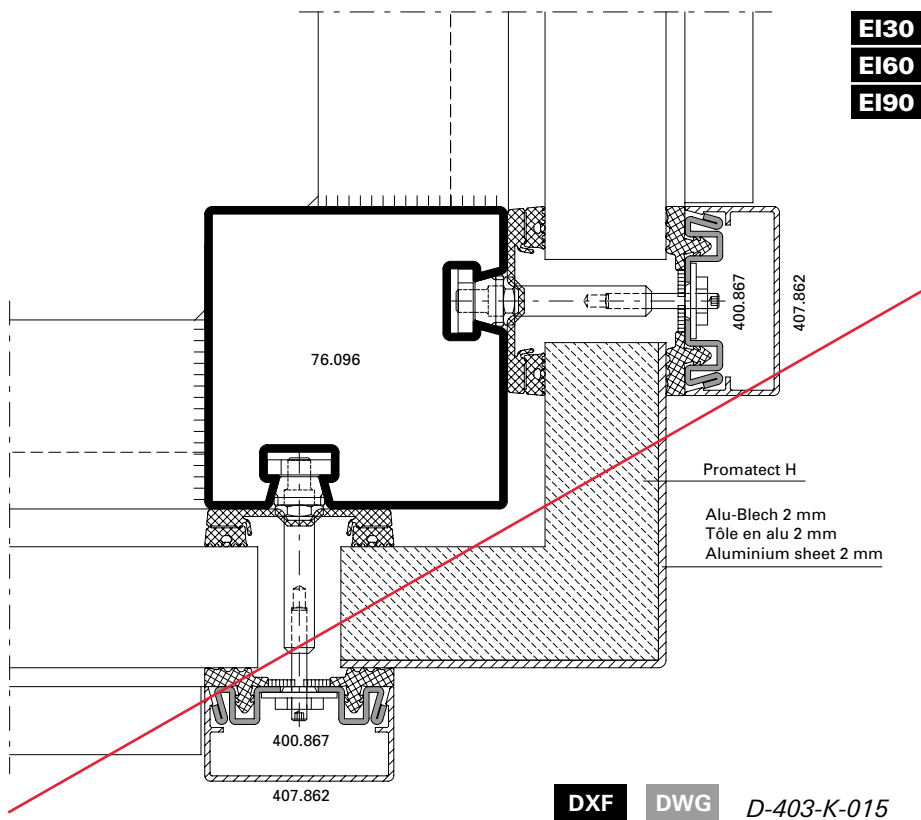
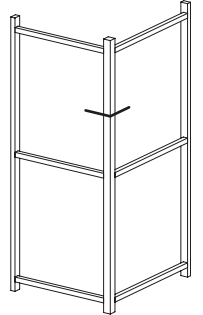
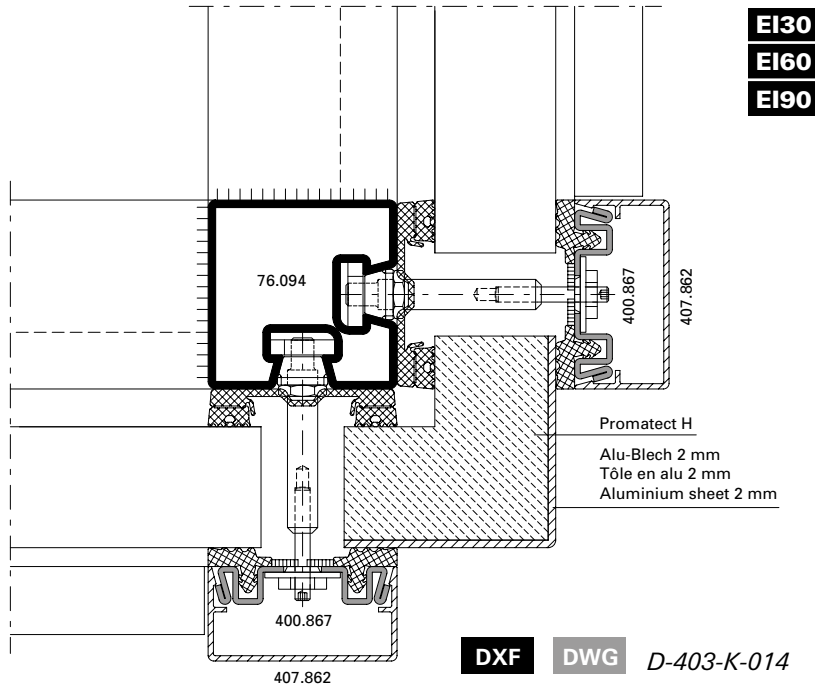


**DXF** **DWG** D-403-C-017

Eckausbildung 90°

Formation d'angle 90°

90° corner construction

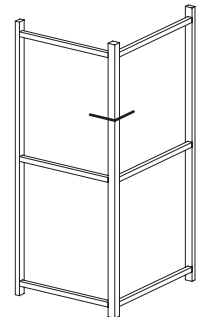
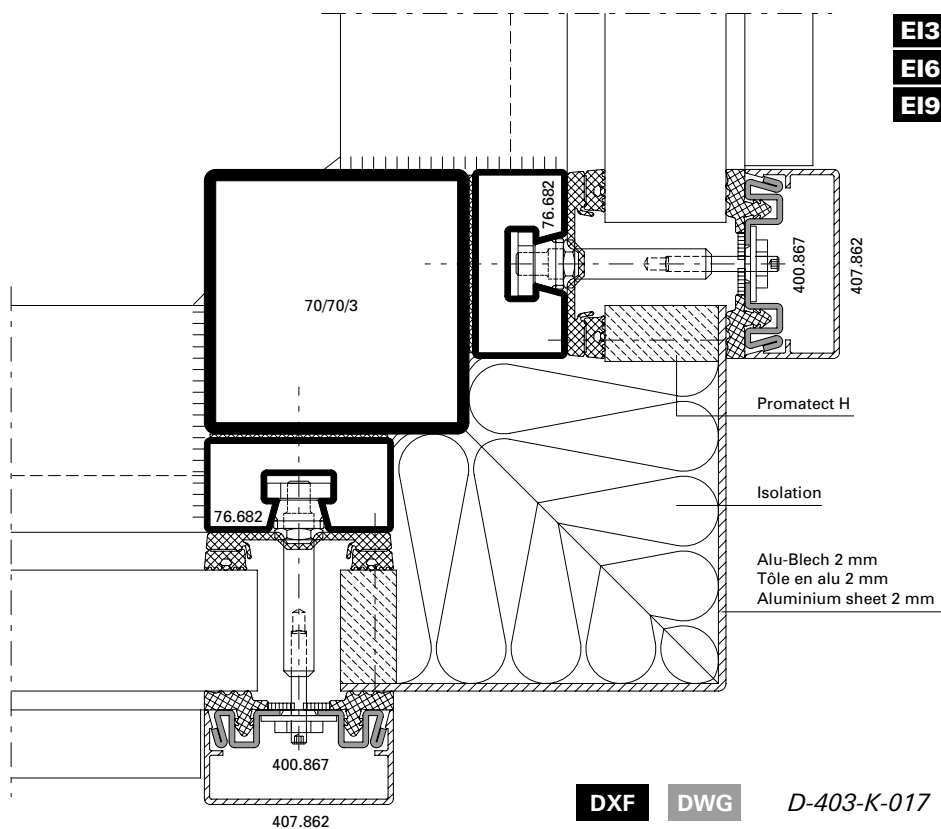
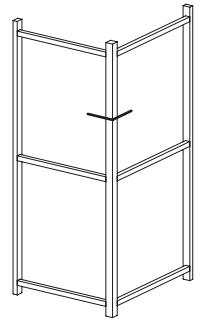
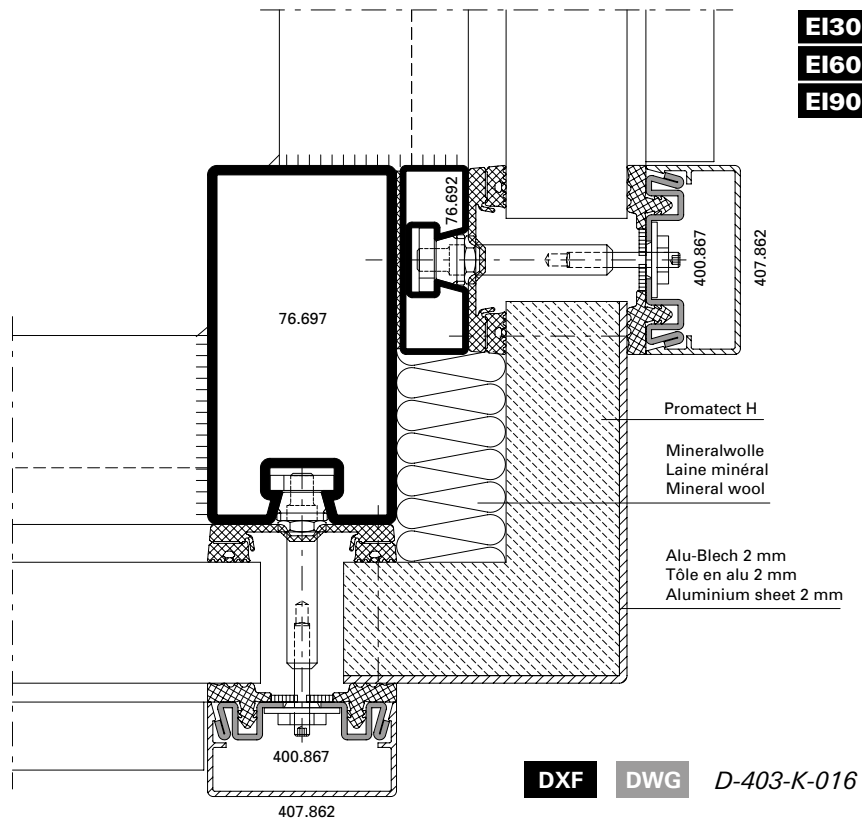




Eckausbildung 90°

Formation d'angle 90°

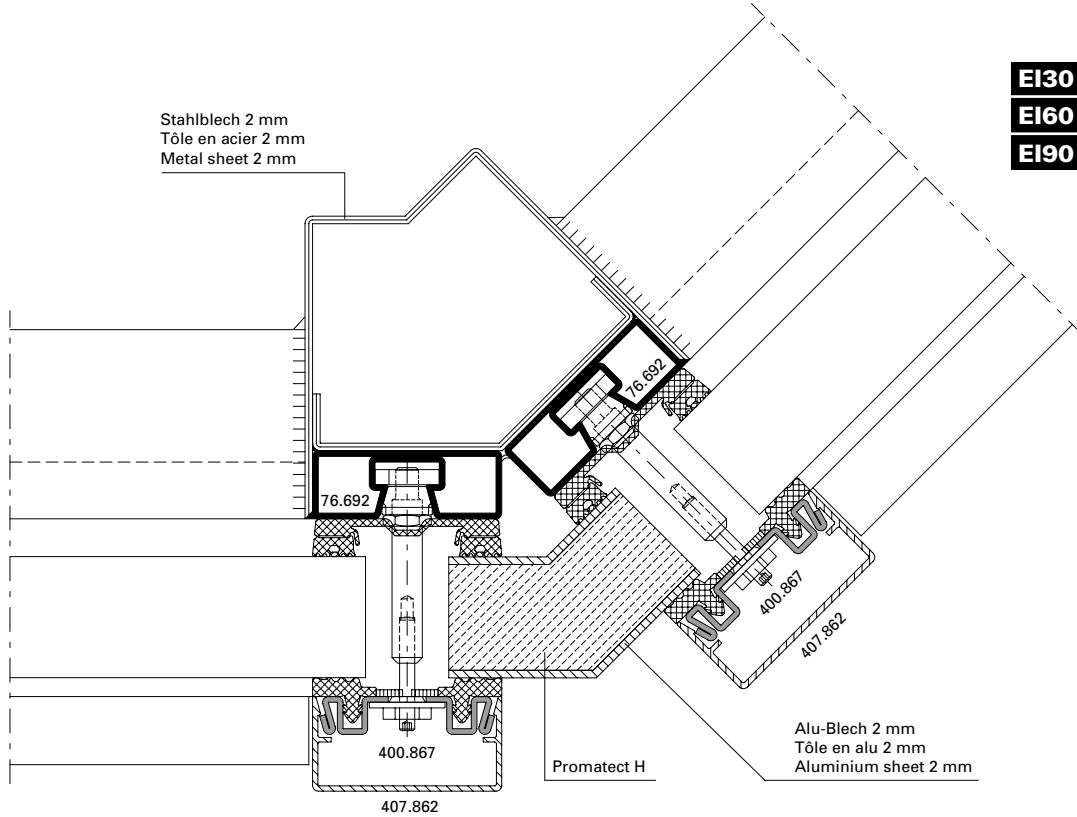
90° corner construction



Aussenecke 135°

Angle extérieur 135°

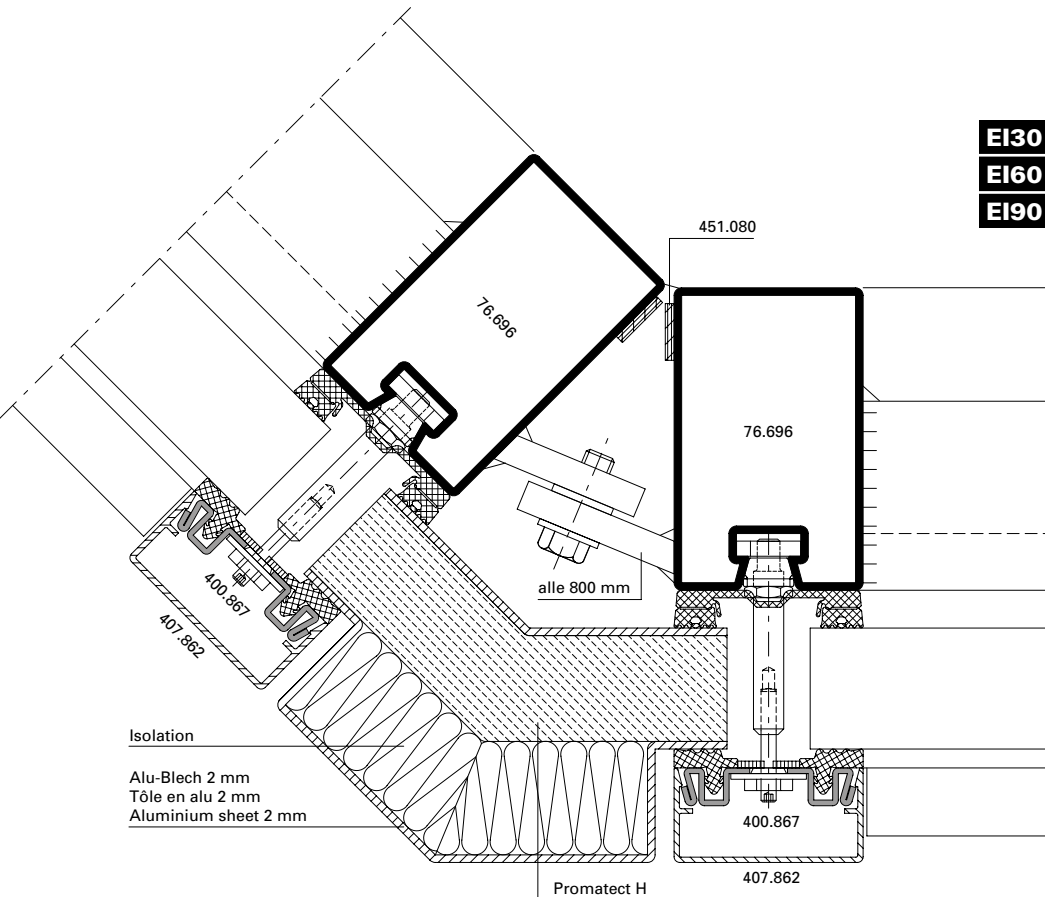
Outer corner 135°



EI30  
 EI60  
 EI90

DXF DWG

D-403-K-008



EI30  
 EI60  
 EI90

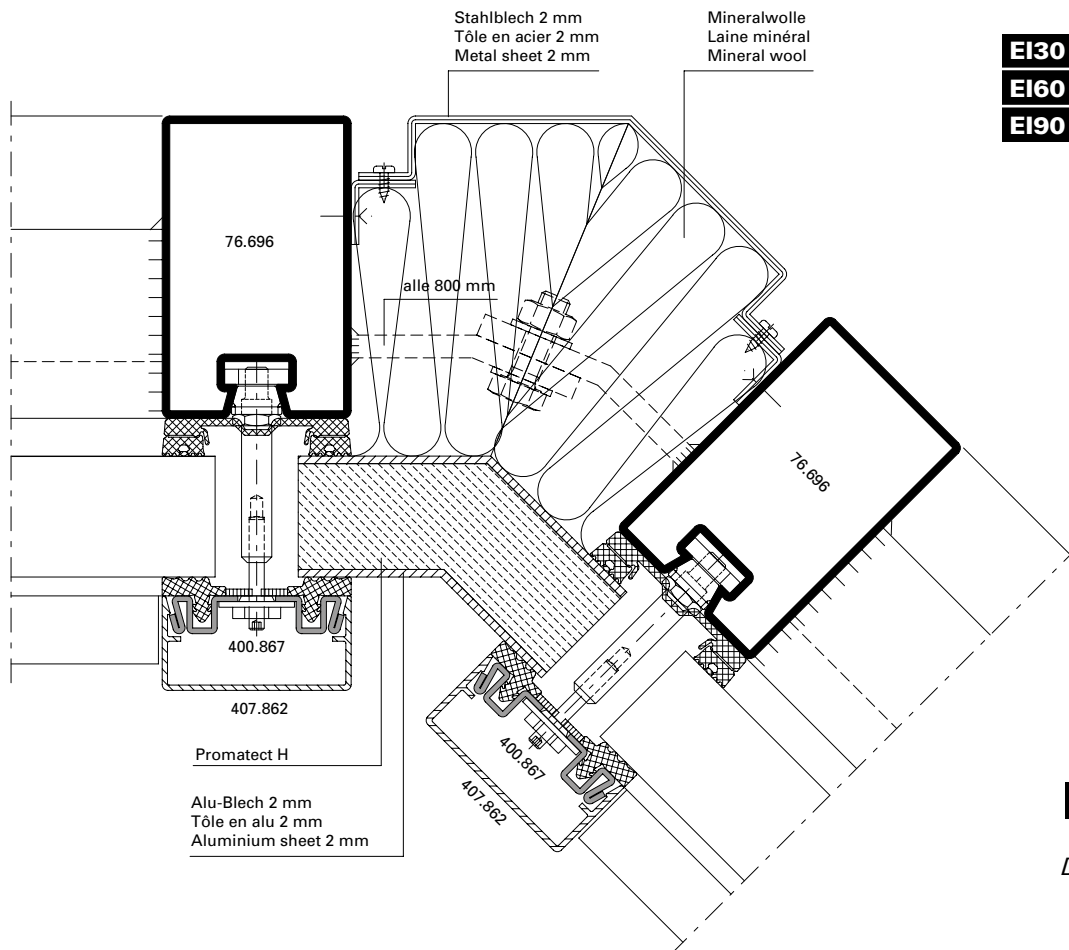
DXF DWG

D-403-K-005

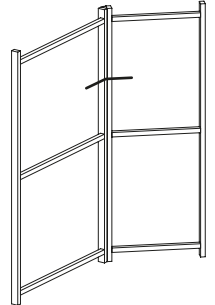
Innenecke 135°

Angle intérieur 135°

Inner corner 135°



EI30  
EI60  
EI90



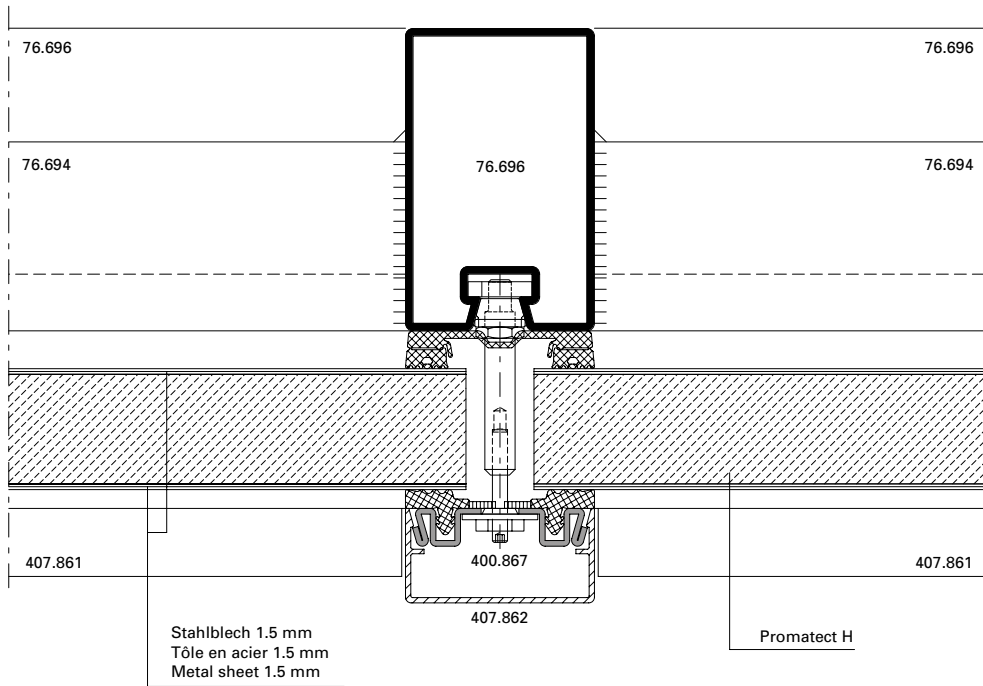
DXF DWG

D-403-K-007

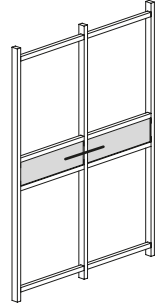
**Panel-Ausbildungen**

**Agencements de panneau**

**Panel designs**

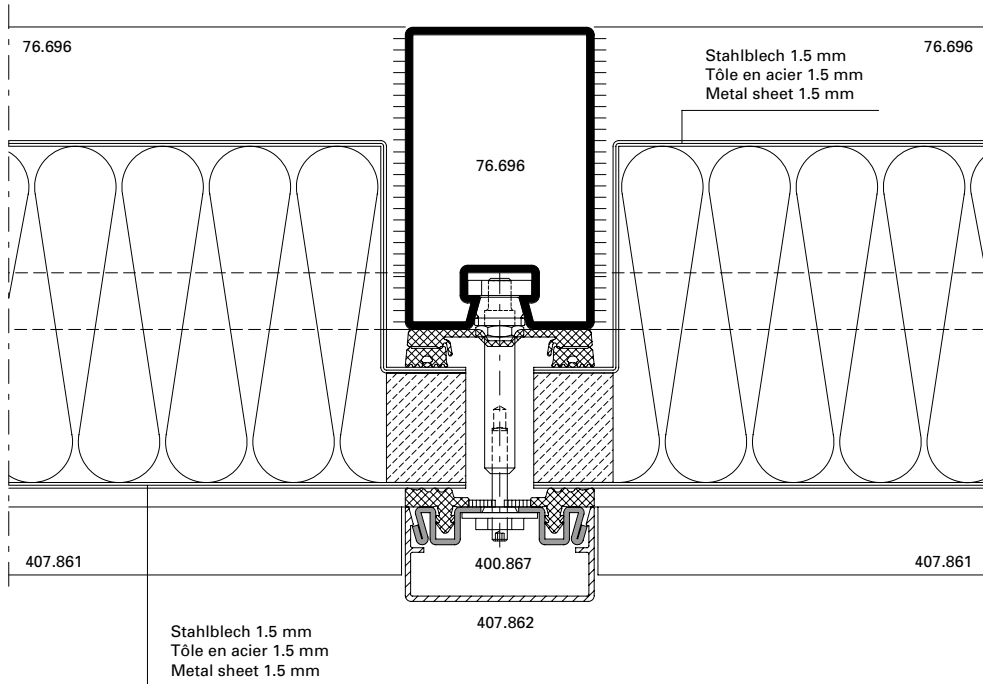


**EI30**  
**EI60**  
**EI90**

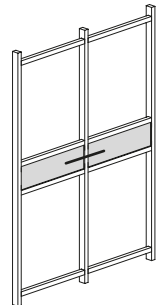


**DXF** **DWG**

*D-403-K-001*



**EI30**  
**EI60**  
**EI90**



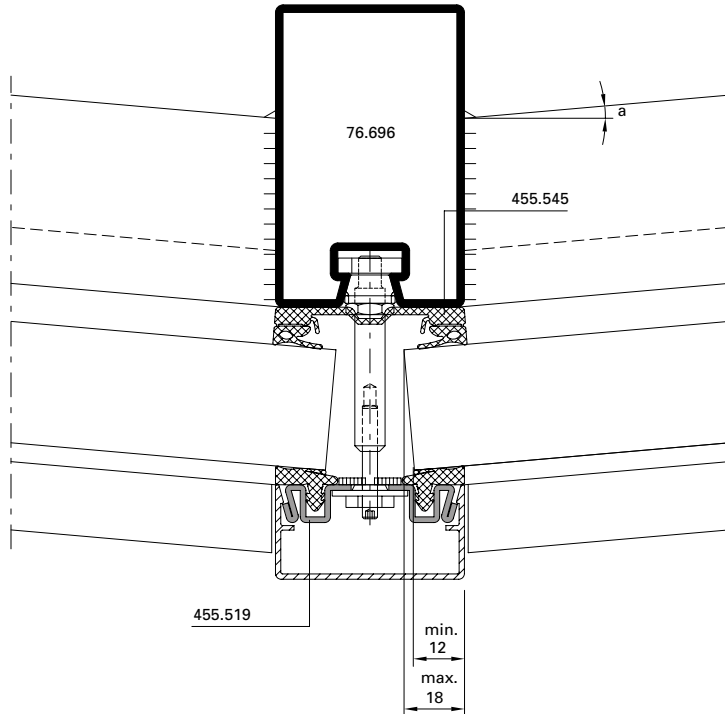
**DXF** **DWG**

*D-403-K-002*

Segment-Pfosten

Montant segment

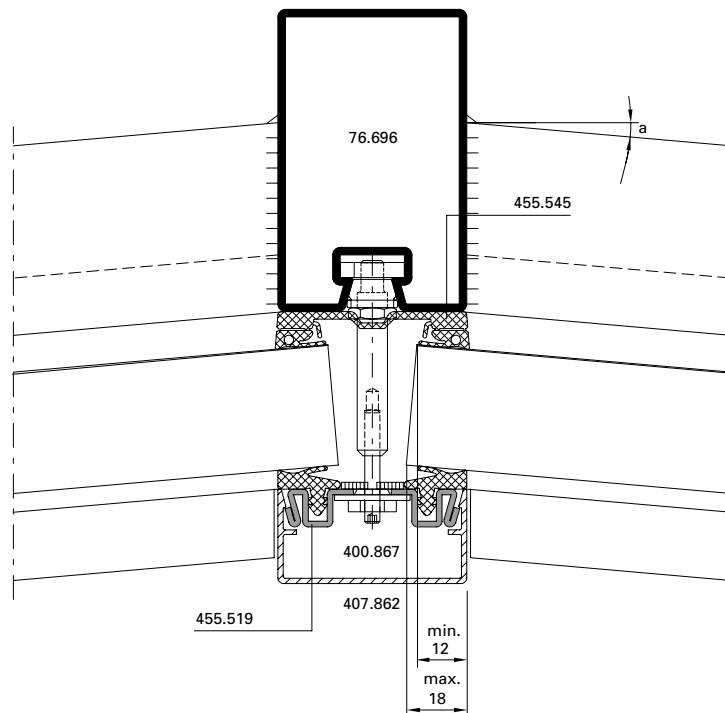
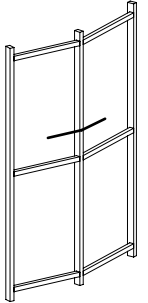
Segmented mullion



EI30  
 EI60  
 EI90

DXF DWG

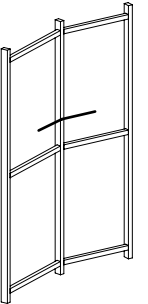
D-403-K-019



EI30  
 EI60  
 EI90

DXF DWG

D-403-K-020



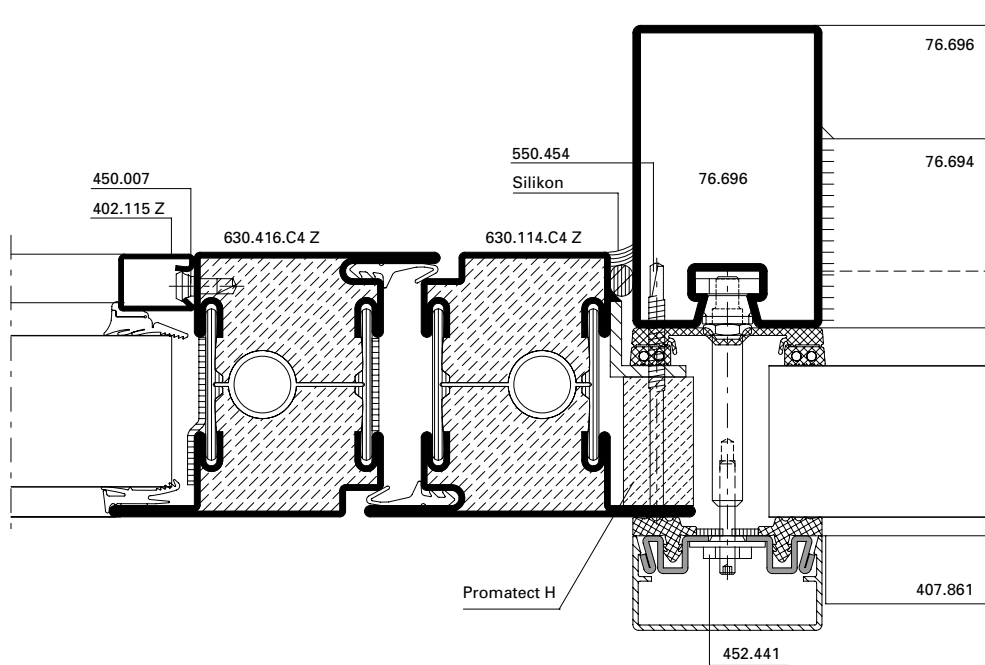
Anschlüsse am Bau im Masstab 1:2  
Raccordement au mur à l'échelle 1:2  
Attachment to structure on scale 1:2

VISS Fire  
VISS Fire  
VISS Fire

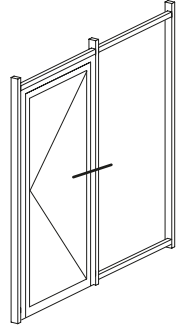
Einsatzelemente Türen

Éléments de remplissage portes

Infill elements doors



EI60  
EI90



DXF

DWG

D-403-K-013

**Anschlüsse am Bau im Masstab 1:2**  
**Raccordement au mur à l'échelle 1:2**  
**Attachment to structure on scale 1:2**

VISS Fire  
 VISS Fire  
 VISS Fire

Stahlwinkel / Cornière en acier / Steel angle 40/40/4

Mineralwolle / Laine minérale / Mineral wool

Silikon

76.696

76.694

76.696

407.861

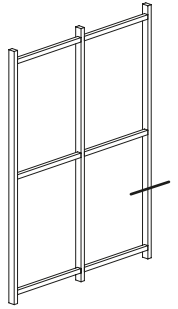
400.867

Promatect H

Alu-Blech / Tôle en alu / Aluminium sheet 2 mm

Silikon

**EI30**  
**EI60**  
**EI90**



**DXF** **DWG**

D-403-A-001

Stahlwinkel / Cornière en acier / Steel angle 100/40/3

Keramikfaserband  
 Bande de fibre de céramique  
 Ceramic fibre strip

Mineralwolle / Laine minérale / Mineral wool

Silikon

76.696

76.694

76.696

407.861

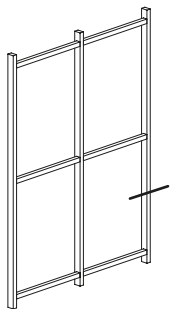
400.867

407.862

Promatect H

Mineralwolle / Laine minérale / Mineral wool

**EI30**  
**EI60**  
**EI90**

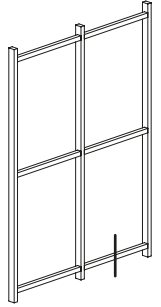
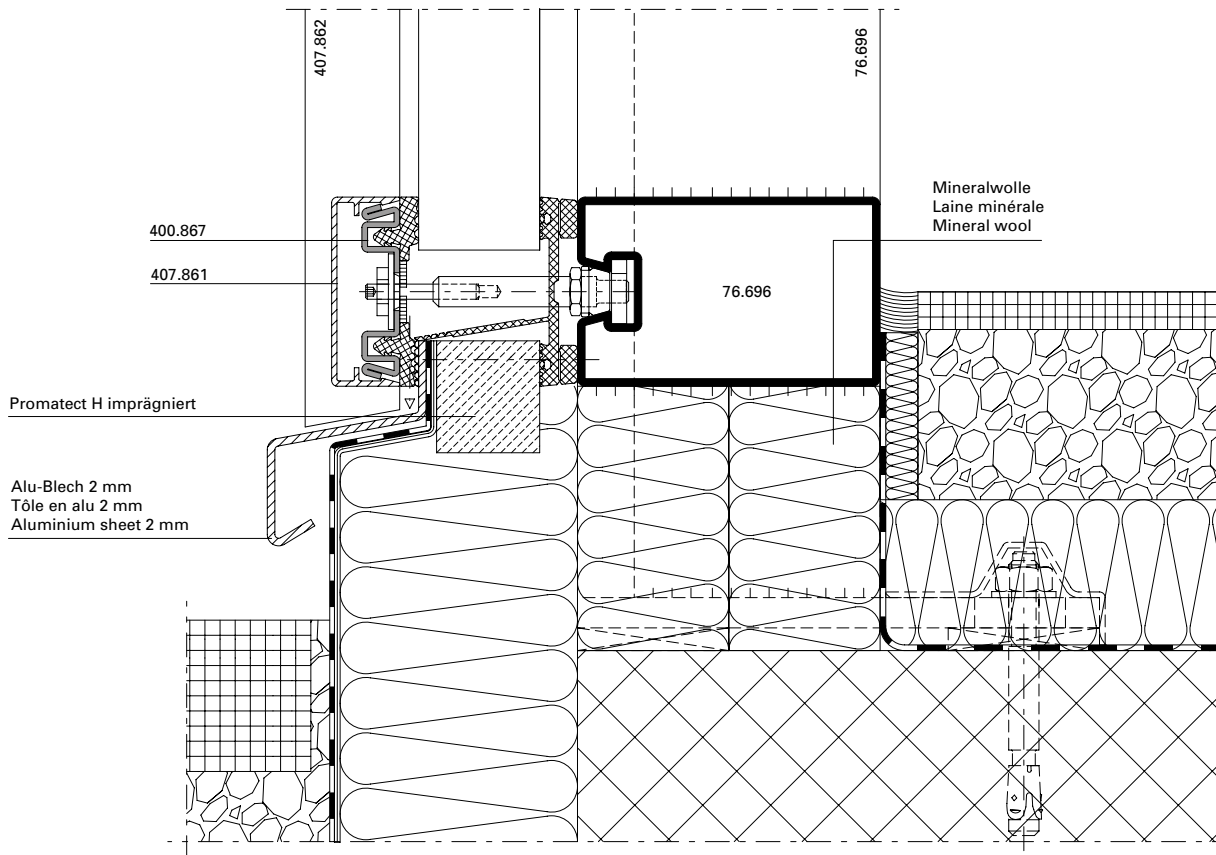


**DXF** **DWG**

D-403-A-002

**Anschlüsse am Bau im Masstab 1:2**  
**Raccordement au mur à l'échelle 1:2**  
**Attachment to structure on scale 1:2**

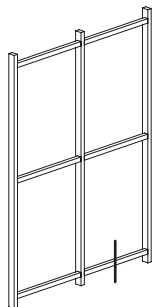
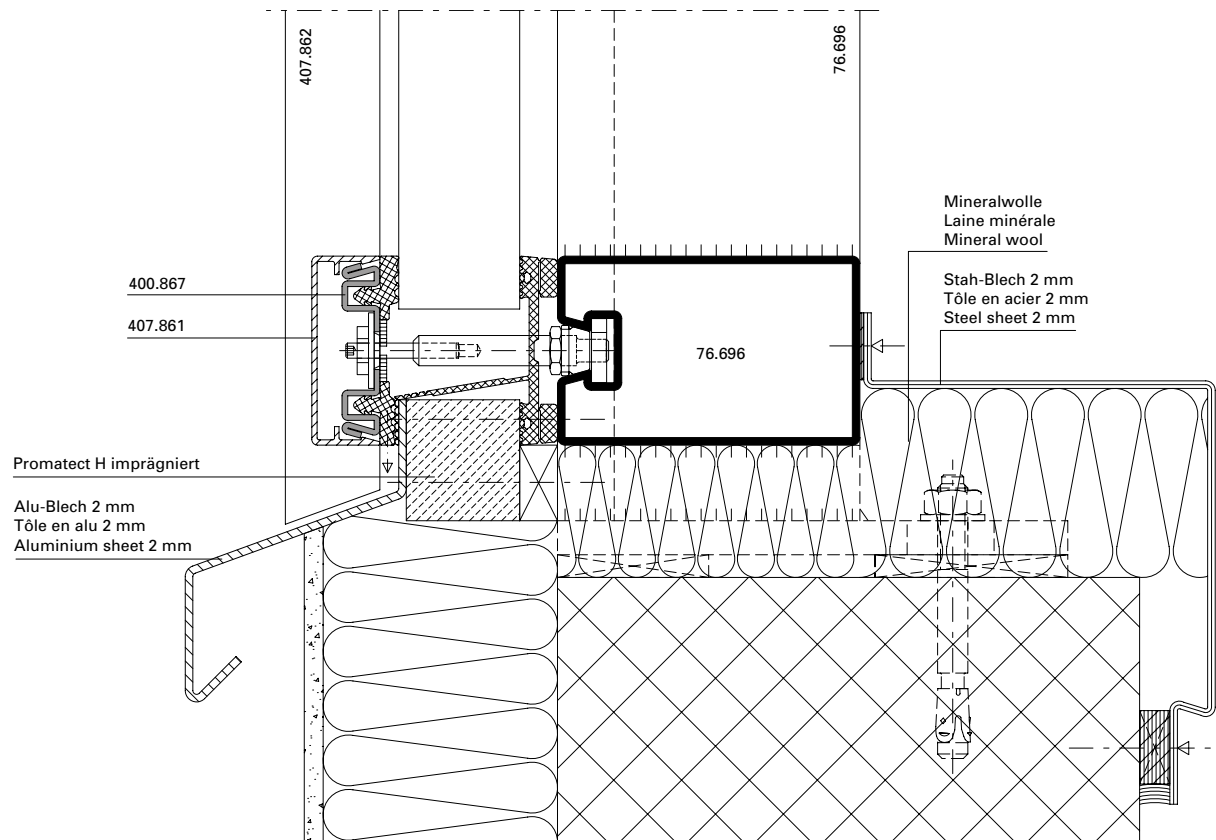
VISS Fire  
 VISS Fire  
 VISS Fire



**EI30**  
**EI60**  
**EI90**

**DXF** **DWG**

D-403-A-007



**EI30**  
**EI60**  
**EI90**

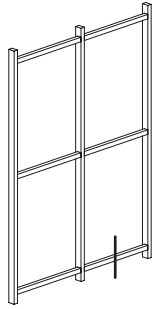
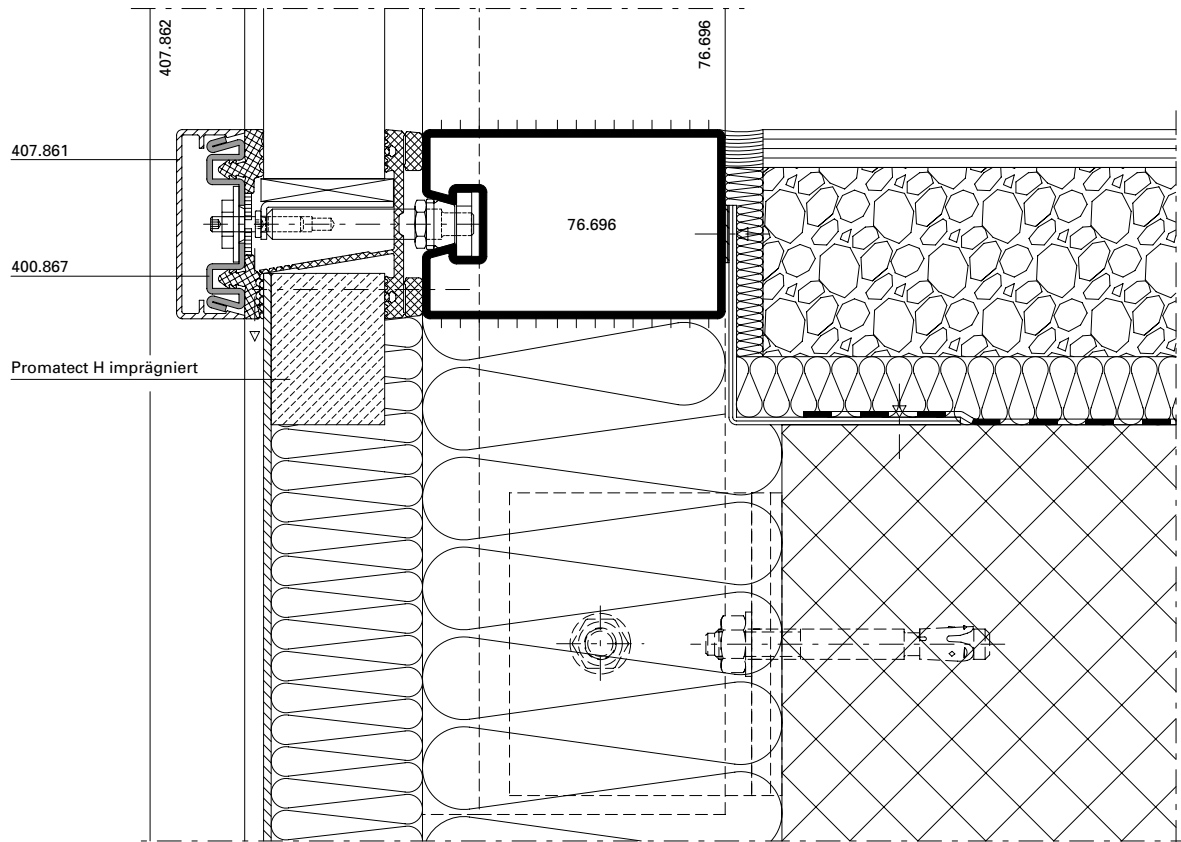
**DXF** **DWG**

D-403-A-008



Anschlüsse am Bau im Masstab 1:2  
 Raccordement au mur à l'échelle 1:2  
 Attachment to structure on scale 1:2

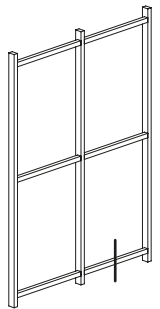
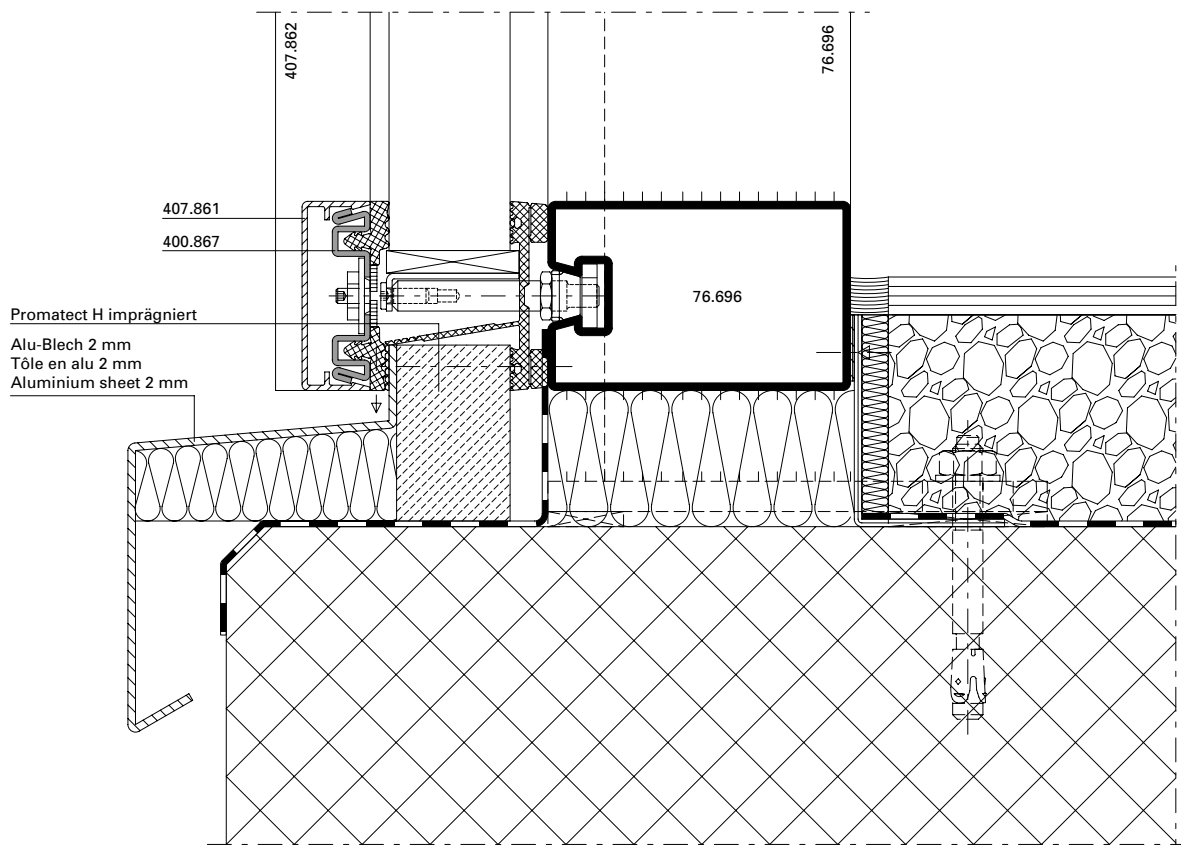
VISS Fire  
 VISS Fire  
 VISS Fire



EI30  
 EI60  
 EI90

DXF DWG

D-403-A-009



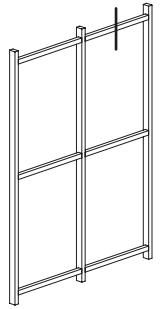
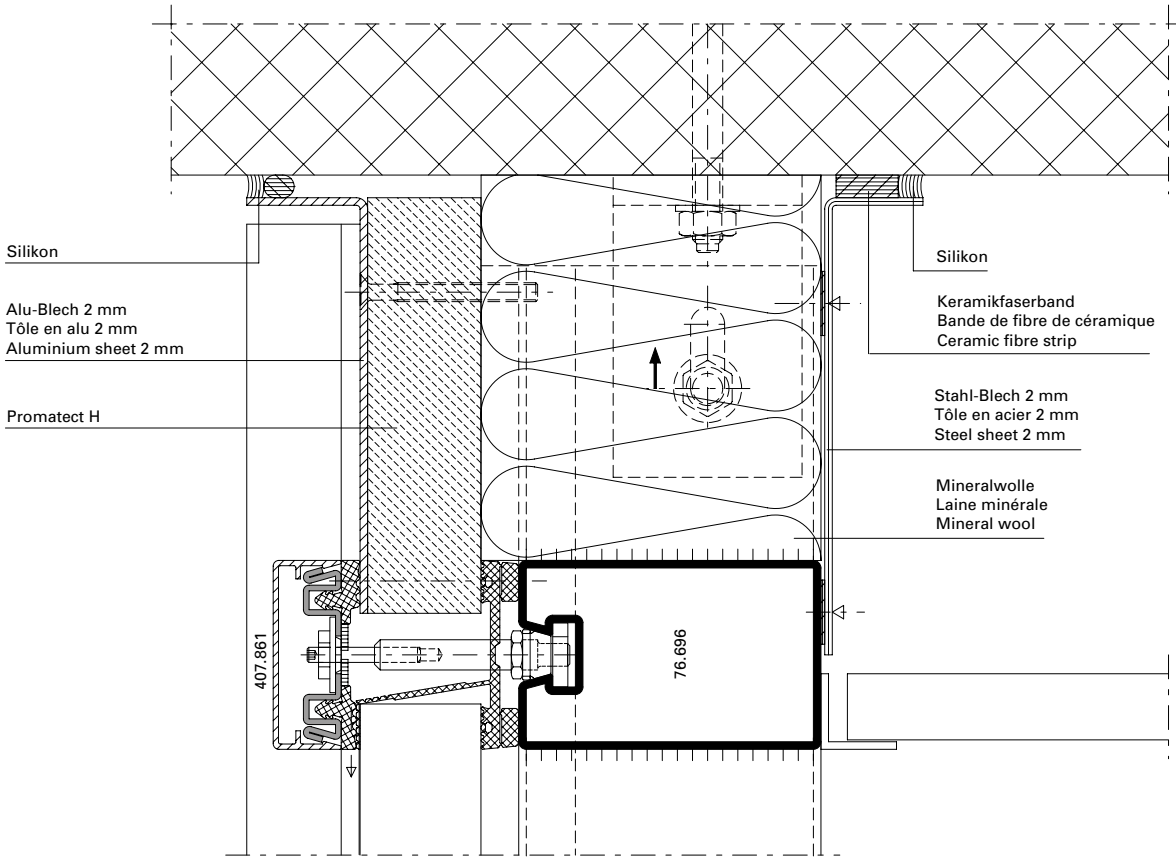
EI30  
 EI60  
 EI90

DXF DWG

D-403-A-010

**Anschlüsse am Bau im Massstab 1:2**  
**Raccordement au mur à l'échelle 1:2**  
**Attachment to structure on scale 1:2**

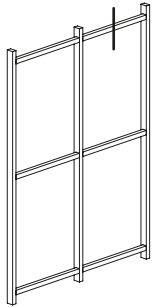
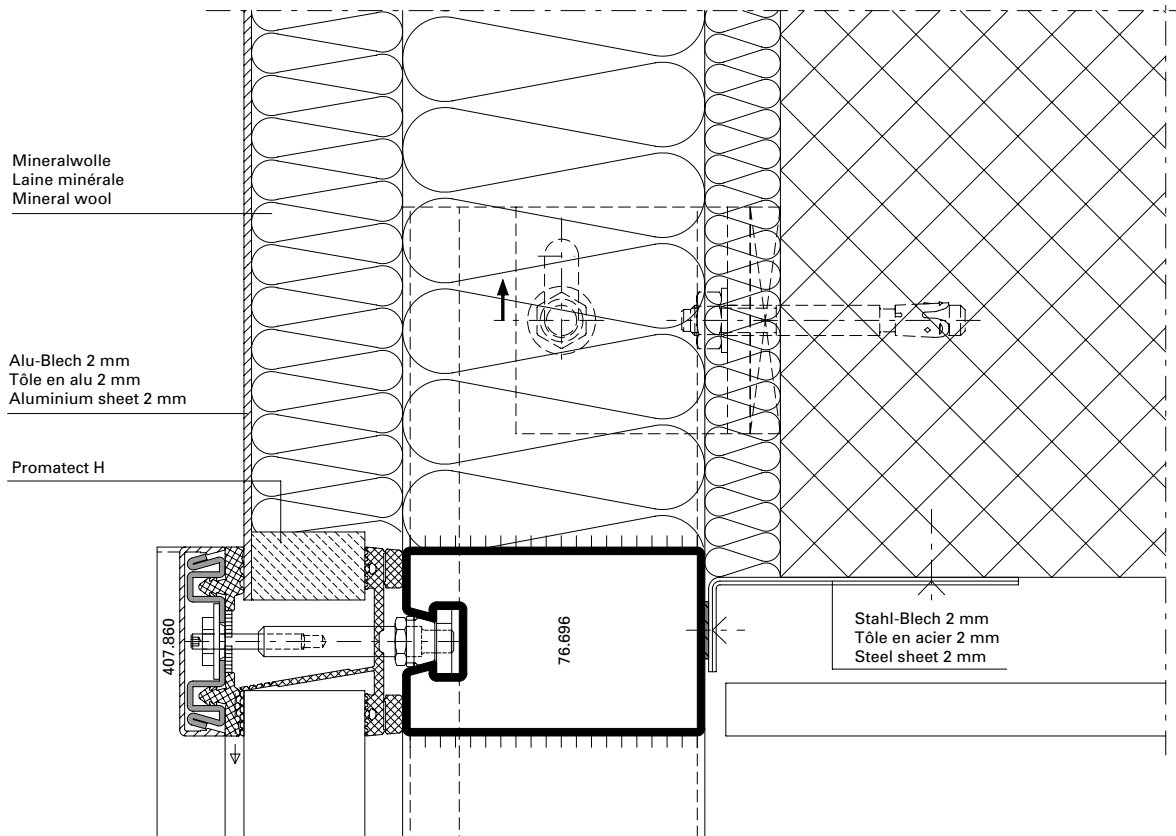
VISS Fire  
 VISS Fire  
 VISS Fire



**EI30**  
**EI60**  
**EI90**

**DXF** **DWG**

D-403-A-011



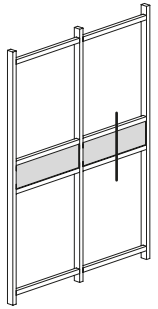
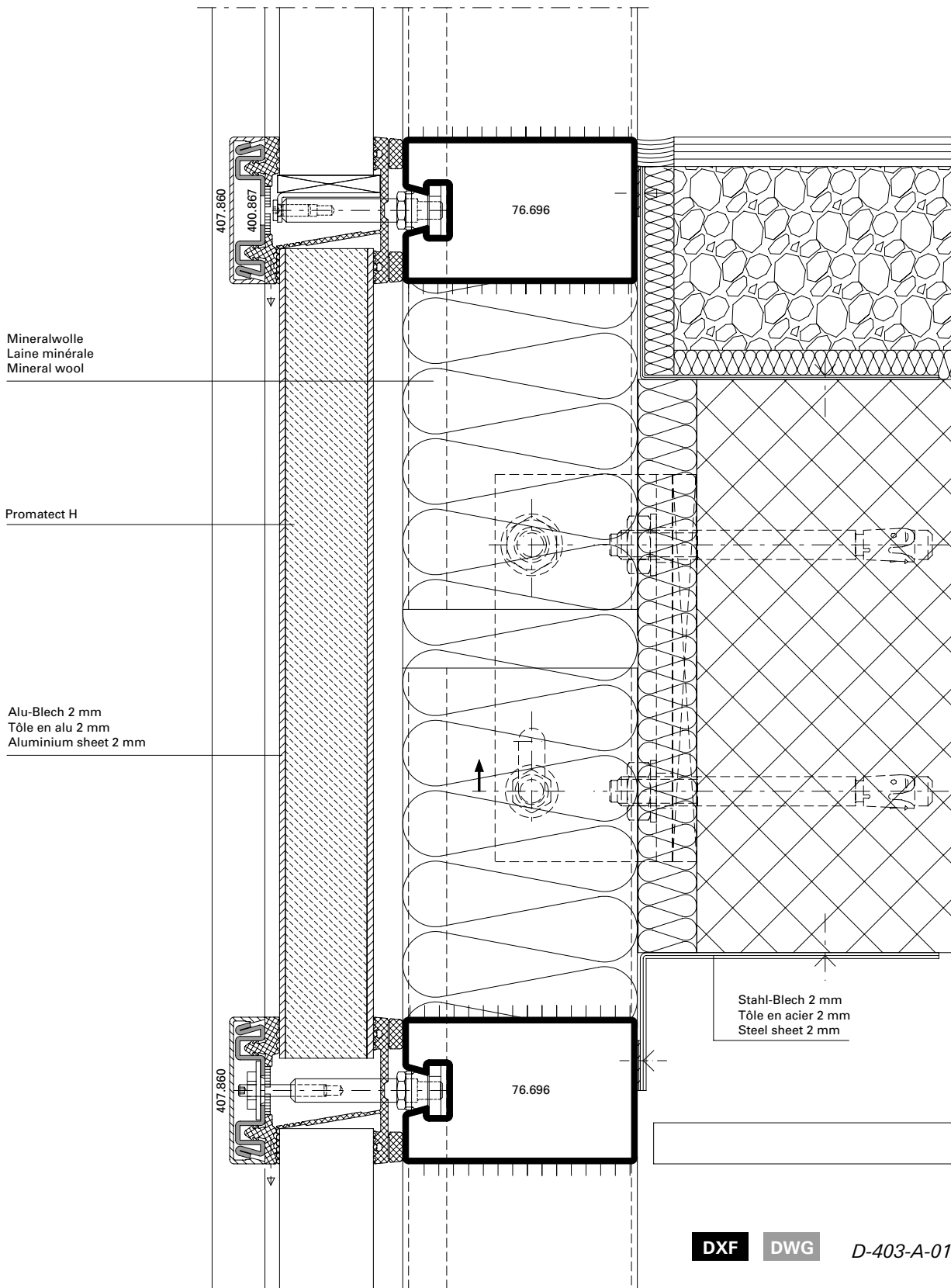
**EI30**  
**EI60**  
**EI90**

**DXF** **DWG**

D-403-A-012

Anschlüsse am Bau im Masstab 1:2  
 Raccordement au mur à l'échelle 1:2  
 Attachment to structure on scale 1:2

VISS Fire  
 VISS Fire  
 VISS Fire



EI30  
 EI60  
 EI90

**System-Hinweise**

**Remarques concernant les systèmes**

**System instructions**

VISS Fire

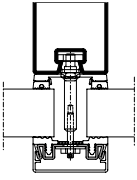
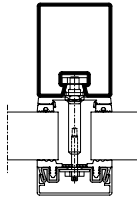
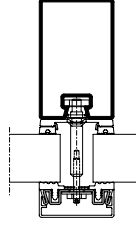
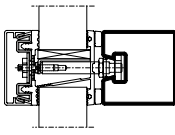
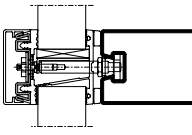
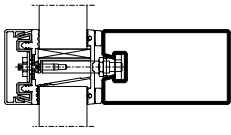
VISS Fire

VISS Fire

**U<sub>f</sub>-Werte nach EN 10077-2  
VISS Fire TVS (vertikal) 50 mm**

**Valeurs U<sub>f</sub> selon EN 10077-2  
VISS Fire TVS (vertikal) 50 mm**

**U<sub>f</sub> values according to 10077-2  
VISS Fire TVS (vertikal) 50 mm**

						
<b>Glas Verre Glass</b>	Pfosten 50/50 Montant 50/50 Mullion 50/50	Pfosten 50/95 Montant 50/95 Mullion 50/95	Pfosten 50/140 Montant 50/140 Mullion 50/140	Riegel 50/50 Traverse 50/50 Transom 50/50	Riegel 50/95 Traverse 50/95 Transom 50/95	Riegel 50/140 Traverse 50/140 Transom 50/140
10 mm	2,1 W/m <sup>2</sup> K	2,2 W/m <sup>2</sup> K	2,2 W/m <sup>2</sup> K	2,2 W/m <sup>2</sup> K	2,3 W/m <sup>2</sup> K	2,3 W/m <sup>2</sup> K
15 mm	1,9 W/m <sup>2</sup> K	1,9 W/m <sup>2</sup> K	2,0 W/m <sup>2</sup> K	2,0 W/m <sup>2</sup> K	2,0 W/m <sup>2</sup> K	2,0 W/m <sup>2</sup> K
20 mm	1,7 W/m <sup>2</sup> K	1,8 W/m <sup>2</sup> K	1,8 W/m <sup>2</sup> K	1,8 W/m <sup>2</sup> K	1,9 W/m <sup>2</sup> K	1,9 W/m <sup>2</sup> K
25 mm	1,7 W/m <sup>2</sup> K	1,7 W/m <sup>2</sup> K	1,7 W/m <sup>2</sup> K	1,7 W/m <sup>2</sup> K	1,8 W/m <sup>2</sup> K	1,8 W/m <sup>2</sup> K
30 mm	1,6 W/m <sup>2</sup> K	1,6 W/m <sup>2</sup> K	1,6 W/m <sup>2</sup> K	1,6 W/m <sup>2</sup> K	1,7 W/m <sup>2</sup> K	1,7 W/m <sup>2</sup> K
35 mm	1,5 W/m <sup>2</sup> K	1,5 W/m <sup>2</sup> K	1,6 W/m <sup>2</sup> K	1,6 W/m <sup>2</sup> K	1,6 W/m <sup>2</sup> K	1,6 W/m <sup>2</sup> K
40 mm	1,5 W/m <sup>2</sup> K	1,5 W/m <sup>2</sup> K	1,5 W/m <sup>2</sup> K	1,5 W/m <sup>2</sup> K	1,5 W/m <sup>2</sup> K	1,5 W/m <sup>2</sup> K
45 mm	1,4 W/m <sup>2</sup> K	1,5 W/m <sup>2</sup> K	1,5 W/m <sup>2</sup> K	1,5 W/m <sup>2</sup> K	1,5 W/m <sup>2</sup> K	1,5 W/m <sup>2</sup> K
50 mm	1,4 W/m <sup>2</sup> K	1,4 W/m <sup>2</sup> K	1,4 W/m <sup>2</sup> K	1,4 W/m <sup>2</sup> K	1,4 W/m <sup>2</sup> K	1,4 W/m <sup>2</sup> K
55 mm	1,4 W/m <sup>2</sup> K	1,4 W/m <sup>2</sup> K	1,4 W/m <sup>2</sup> K	1,4 W/m <sup>2</sup> K	1,4 W/m <sup>2</sup> K	1,4 W/m <sup>2</sup> K
70 mm	1,4 W/m <sup>2</sup> K	1,4 W/m <sup>2</sup> K	1,4 W/m <sup>2</sup> K	1,4 W/m <sup>2</sup> K	1,4 W/m <sup>2</sup> K	1,4 W/m <sup>2</sup> K

Der Einfluss der Schraubenbefestigung in Höhe von 0.3 W/m<sup>2</sup>K ist berücksichtigt.

Einbau mit Edelstahl-Anpressprofil und schwer entflammaren Dichtungen.

L'influence de la fixation à vis de 0.3 W/m<sup>2</sup>K est prise en compte.

Montage avec profilé de fixation en acier inox et joints difficilement combustible.

The 0.3 W/m<sup>2</sup>K influence of the screw fixing is taken into account.

Installation with stainless steel clamping section and flame retardant gaskets.

---

**Inhaltsverzeichnis**  
**Sommaire**  
**Content**

---

---

VISS Fire DV  
VISS Fire DV  
VISS Fire DV

---

---

**Systemübersicht**

Merkmale  
Zulassungen  
Typenübersicht

**Sommaire du système**

Caractéristiques  
Homologations  
Sommaire des types

**Summary of system**

Characteristics  
Authorisations  
Summary of types

**112**

---

**Konstruktions-Hinweise**  
**Klasse E30**

Schnittpunkte  
Konstruktionsdetails  
Anschlüsse am Bau

**Consignes de construction**  
**classe E30**

Coupes de détails  
Détails de construction  
Raccordement au mur

**Construction**  
**instructions class E30**

Section details  
Construction details  
Attachment to structure

**116**

---

**Konstruktions-Hinweise**  
**Klasse EI90**

Schnittpunkte  
Konstruktionsdetails  
Anschlüsse am Bau

**Consignes de construction**  
**classe EI**

Coupes de détails  
Détails de construction  
Raccordement au mur

**Construction**  
**instructions class EI**

Section details  
Construction details  
Attachment to structure

**121**

**Merkmale**  
**Caractéristiques**  
**Characteristics**

VISS Fire DV  
VISS Fire DV  
VISS Fire DV

## VISS Fire DV

Wärmegeämmte Pfosten-Riegel-konstruktion für Brandschutz-Fassaden (**Innenanwendung trocken**).

**Anwendung:**  
E30 / E60 / E90  
EI30 / EI60 / EI90

## VISS Fire DV

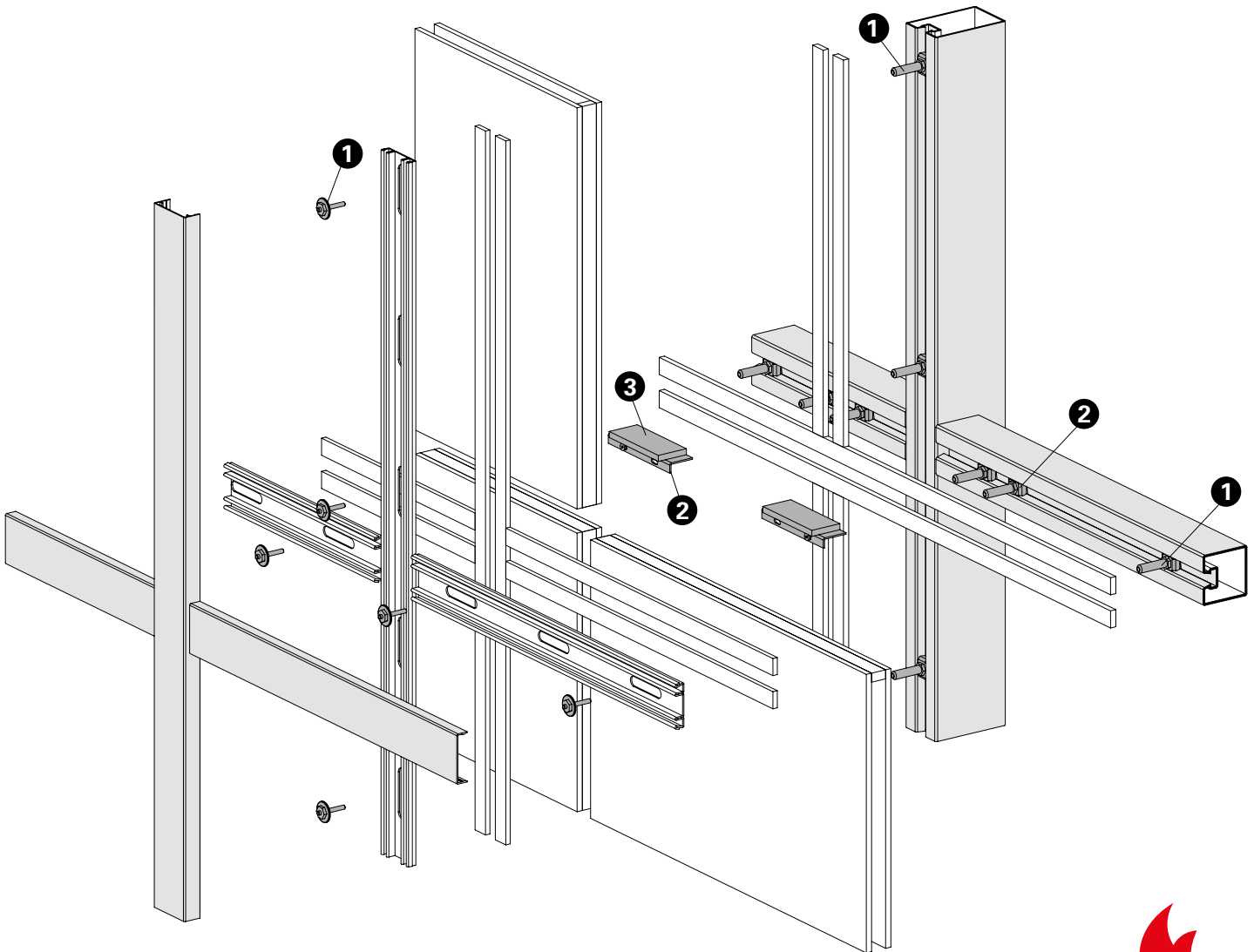
Construction à montants et traverses à rupture de pont thermique pour les façades de protection incendie (**application intérieure sèche**).


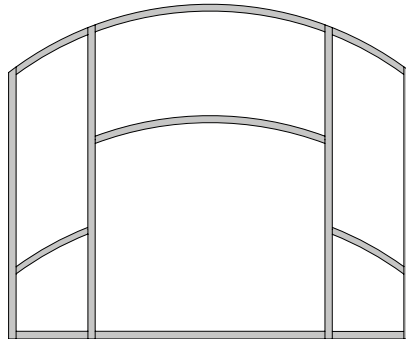
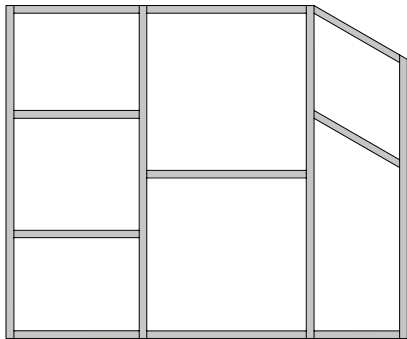

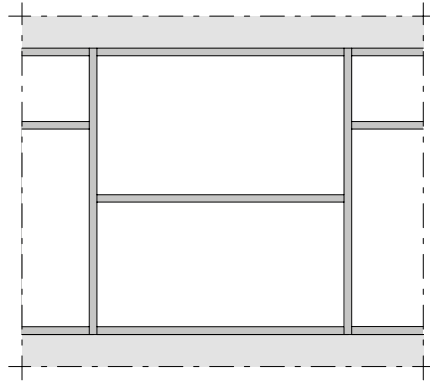

**Application:**  
E30 / E60 / E90  
EI30 / EI60 / EI90

## VISS Fire DV

Fully insulated curtain walling system for fire protection façades (**inside application dry**).

**Application:**  
E30 / E60 / E90  
EI30 / EI60 / EI90





**VISS Fire DV**  
**Brandschutzverglasung Klasse E**

**VISS Fire DV**  
**Vitrage pare-flammes Classe E**

**VISS Fire DV**  
**Fire protection glazing Class E**

**CH: R30**  
SBZ 8155  
**E60**  
SBZ 14647 / SBZ 14648

**CH: R30**  
SBZ 8155  
**E60**  
SBZ 14647 / SBZ Z 14648

**CH: R30**  
SBZ 8155  
**E60**  
SBZ 14647 / SBZ Z 14648

**DE: G30**  
Z-19-14-590  
Z-19.14-1214  
**G60**  
Z-19.14-1216  
**G90**  
Z-19.14-1563  
DIBt Berlin

**DE: G30**  
Z-19-14-590  
Z-19.14-1214  
**G60**  
Z-19.14-1216  
**G90**  
Z-19.14-1563  
DIBt Berlin

**DE: G30**  
Z-19-14-590  
Z-19.14-1214  
**G60**  
Z-19.14-1216  
**G90**  
Z-19.14-1563  
DIBt Berlin

**Pfosten-Riegel-Verbindung**  
AbZ Z-14.4-467 (T-Verbinder)

**Jonction montant-traverse**  
AbZ Z-14.4-467 (Raccord en T)

**Mullion-transom connection**  
AbZ Z-14.4-467 (Connecting spigot)

**AT: E30 / EW30**  
**E60 / EW60**  
**E90 / EW90**  
Klassifizierungsbericht  
Nr. 100 308 27-4 IBS Linz

**AT: E30 / EW30**  
**E60 / EW60**  
**E90 / EW90**  
Klassifizierungsbericht  
Nr. 100 308 27-4 IBS Linz

**AT: E30 / EW30**  
**E60 / EW60**  
**E90 / EW90**  
Klassifizierungsbericht  
Nr. 100 308 27-4 IBS Linz

**FR: Pare-flammes 30', 45', 60', 90'**  
Divers Procès-verbaux  
effectis france

**FR: Pare-flammes 30', 45', 60', 90'**  
Divers Procès-verbaux  
effectis france

**FR: Pare-flammes 30', 45', 60', 90'**  
Divers Procès-verbaux  
effectis france

**GB: Vertikal**  
**Integrity 1/2 h, 1 h, 1 1/2 h**  
BS 476:Part 22:1987  
P100099-1002  
BRE GB-Bucknalls Lane,  
Harston, Watford, Herfordshire

**GB: Vertikal**  
**Integrity 1/2 h, 1 h, 1 1/2 h**  
BS 476:Part 22:1987  
P100099-1002  
BRE GB-Bucknalls Lane,  
Harston, Watford, Herfordshire

**GB: Vertikal**  
**Integrity 1/2 h, 1 h, 1 1/2 h**  
BS 476:Part 22:1987  
P100099-1002  
BRE GB-Bucknalls Lane,  
Harston, Watford, Herfordshire

**Schräg**  
**Integrity 1/2 h, 1 h**  
BS 476:Part 22:1987  
CC 223495  
BRE GB-Bucknalls Lane,  
Harston, Watford, Herfordshire

**Oblique**  
**Integrity 1/2 h, 1 h**  
BS 476:Part 22:1987  
CC 223495  
BRE GB-Bucknalls Lane,  
Harston, Watford, Herfordshire

**Sloping**  
**Integrity 1/2 h, 1 h**  
BS 476:Part 22:1987  
CC 223495  
BRE GB-Bucknalls Lane,  
Harston, Watford, Herfordshire

Die landesspezifischen  
Brandschutz-Zulassungen bzw.  
deren Bestimmungen und  
Vorschriften sind zu beachten.

Les certificats de protection  
incendie spécifiques au pays,  
leurs dispositions et leurs  
prescriptions doivent être respectés.

Fire-protection approvals or  
applicable national regulations  
and determinations must be  
observed.



Zulassungen/Prüfungen  
Homologations/Essais  
Authorisations/Tests

VISS Fire DV  
VISS Fire DV  
VISS Fire DV

**VISS Fire DV**  
**Brandschutzverglasung Klasse EI**

**VISS Fire DV**  
**Vitrage coupe feu Classe EI**

**VISS Fire DV**  
**Fire protection glazing Class EI**

**DE: F30**  
Z-19-14-1592

**F90**  
Z-19-14-1730

**Pfosten-Riegel-Verbindung**  
AbZ Z-14.4-467 (T-Verbinder)

**DE: F30**  
Z-19-14-1592

**F90**  
Z-19-14-1730

**Jonction montant-traverse**  
AbZ Z-14.4-467 (Raccord en T)

**DE: F30**  
Z-19-14-1592

**F90**  
Z-19-14-1730

**Mullion-transom connection**  
AbZ Z-14.4-467 (Connecting spigot)

**AT: EI30 / EI60 / EI90**  
Klassifizierungsbericht  
Nr. 100 308 27-4 IBS Linz

**AT: EI30 / EI60 / EI90**  
Klassifizierungsbericht  
Nr. 100 308 27-4 IBS Linz

**AT: EI30 / EI60 / EI90**  
Klassifizierungsbericht  
Nr. 100 308 27-4 IBS Linz

**FR: Coupe feu 30', 45', 60', 90'**  
Divers Procès-verbaux  
efectis france

**FR: Coupe feu 30', 45', 60', 90'**  
Divers Procès-verbaux  
efectis france

**FR: Coupe feu 30', 45', 60', 90'**  
Divers Procès-verbaux  
efectis france

**GB: Vertikal**  
**Integrity 1/2 h, 1 h, 1 1/2 h**  
BS 476:Part 22:1987  
P100099-1002  
BRE GB-Bucknalls Lane,  
Harston, Watford, Herfordshire

**GB: Vertikal**  
**Integrity 1/2 h, 1 h, 1 1/2 h**  
BS 476:Part 22:1987  
P100099-1002  
BRE GB-Bucknalls Lane,  
Harston, Watford, Herfordshire

**GB: Vertikal**  
**Integrity 1/2 h, 1 h, 1 1/2 h**  
BS 476:Part 22:1987  
P100099-1002  
BRE GB-Bucknalls Lane,  
Harston, Watford, Herfordshire

**Schräg**  
**Integrity 1/2 h, 1 h**  
BS 476:Part 22:1987  
CC 223495  
BRE GB-Bucknalls Lane,  
Harston, Watford, Herfordshire

**Oblique**  
**Integrity 1/2 h, 1 h**  
BS 476:Part 22:1987  
CC 223495  
BRE GB-Bucknalls Lane,  
Harston, Watford, Herfordshire

**Sloping**  
**Integrity 1/2 h, 1 h**  
BS 476:Part 22:1987  
CC 223495  
BRE GB-Bucknalls Lane,  
Harston, Watford, Herfordshire

Die landesspezifischen  
Brandschutz-Zulassungen bzw.  
deren Bestimmungen und  
Vorschriften sind zu beachten.

Les certificats de protection  
incendie spécifiques au pays,  
leurs dispositions et leurs  
prescriptions doivent être respectés.

Fire-protection approvals or  
applicable national regulations  
and determinations must be  
observed.



**VISS Fire DV**  
**Brandschutzverglasung**  
**Klasse E**

**Hinweis:**

Bei der Auswahl von Schnittpunkten, Konstruktions-Details und Bauanschlüssen sind die landesspezifischen Brandschutz-Zulassungen und Vorschriften zwingend zu beachten!



**VISS Fire DV**  
**Vitrage pare-flammes**  
**Classe E**

**Note:**

Les certificats de protection incendie et les prescriptions spécifiques au pays doivent être impérativement respectés lors du choix des coupe de détails, des détails de construction et des raccordements au mur!



**VISS Fire DV**  
**Fire protection glazing**  
**Class E**

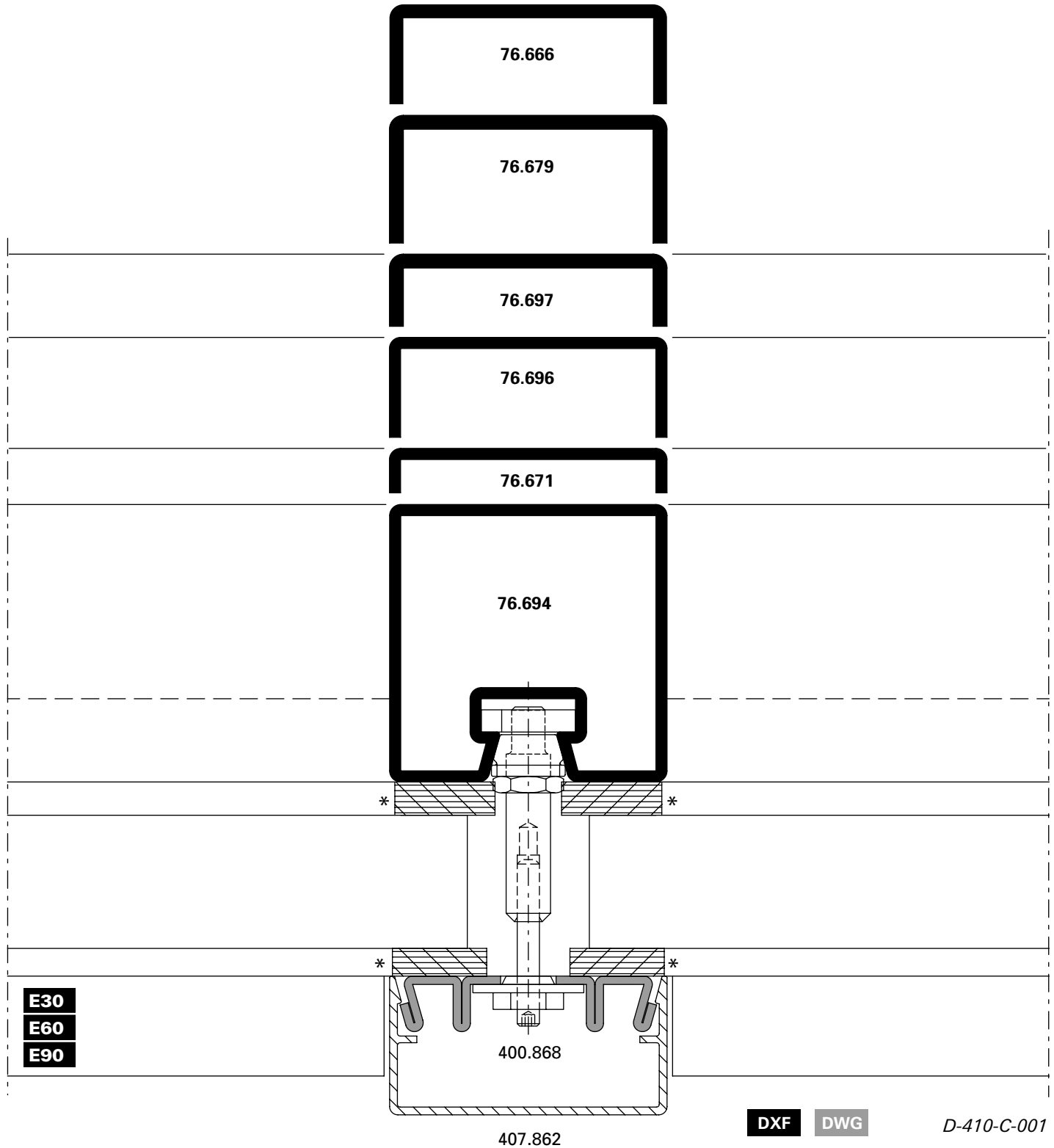
**Note:**

When selecting section details, construction details and attachment to structure, the national fire-protection approvals and regulations must be observed (mandatory)!

Pfosten-Detail

Détail du montant

Detail of mullion



\* wahlweise Silikon-Abdichtung  
 (DIN 4102-B1)

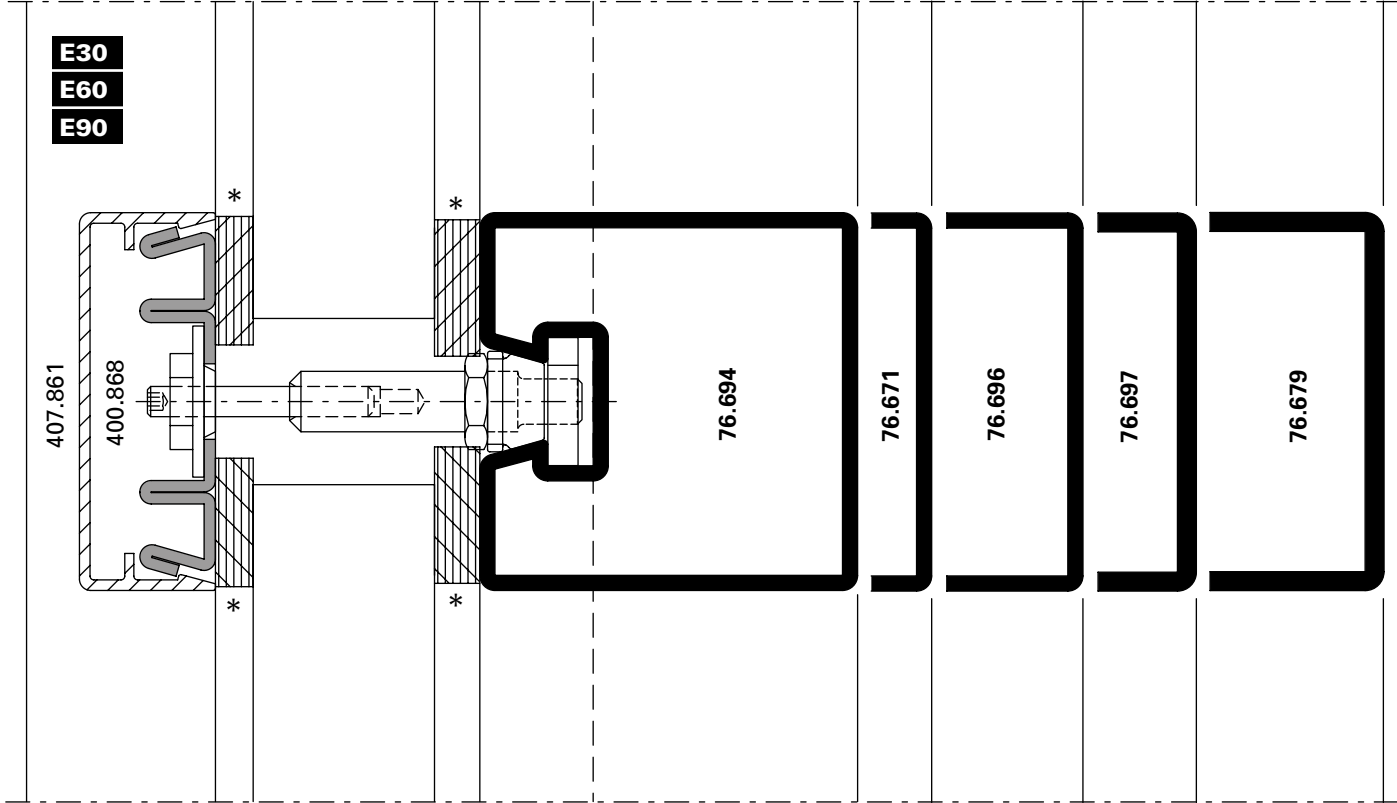
\* Au choix étanchéité silicone  
 (DIN 4102-B1)

\* Optional silicone seal (DIN 4102-B1)

Riegel-Detail

Détail de la traverse

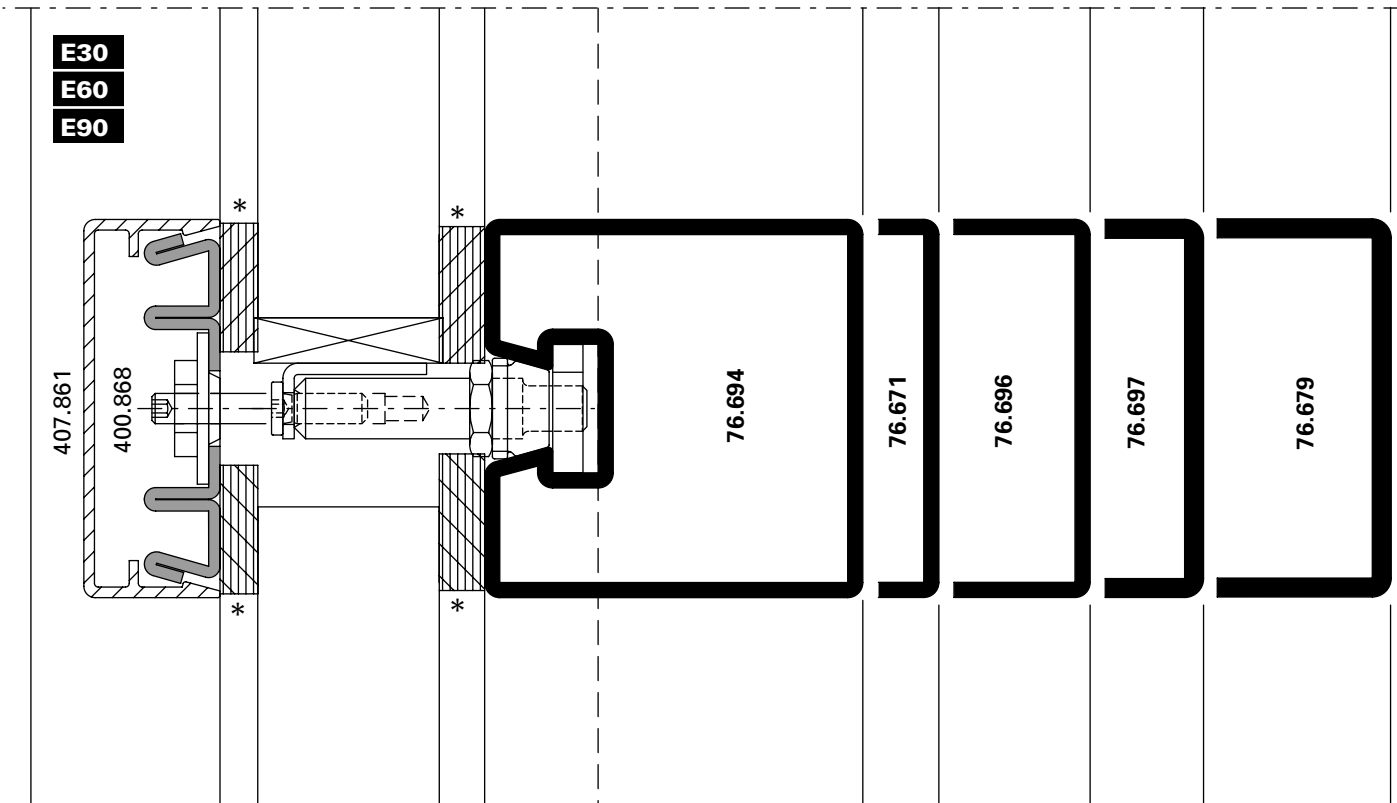
Detail of transom



D-410-C-002

DWG

DXF



D-410-C-003

DWG

DXF

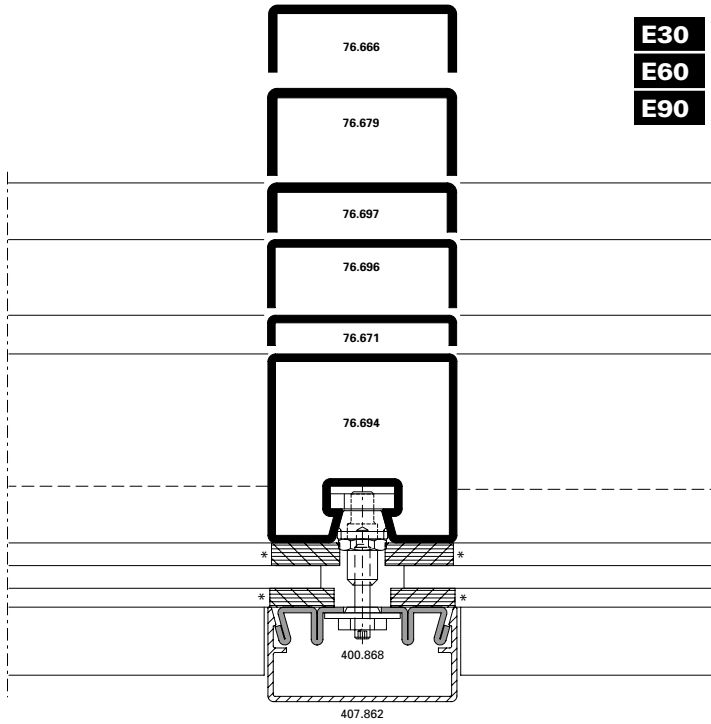
Schnittpunkte im Masstab 1:2  
 Coupe de détails à l'échelle 1:2  
 Section details on scale 1:2

VISS Fire DV  
 VISS Fire DV  
 VISS Fire DV

Pfosten-Detail

Détail du montant

Detail of mullion



DXF

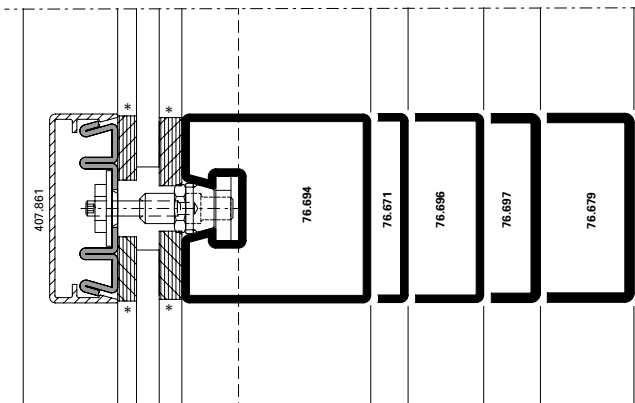
DWG

D-410-C-004

Riegel-Detail

Détail de la traverse

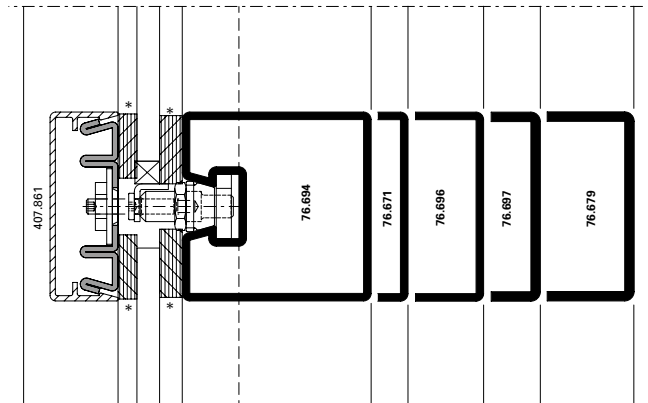
Detail of transom



DXF

DWG

D-410-C-005



DXF

DWG

D-410-C-006

\* wahlweise Silikon-Abdichtung  
 (DIN 4102-B1)

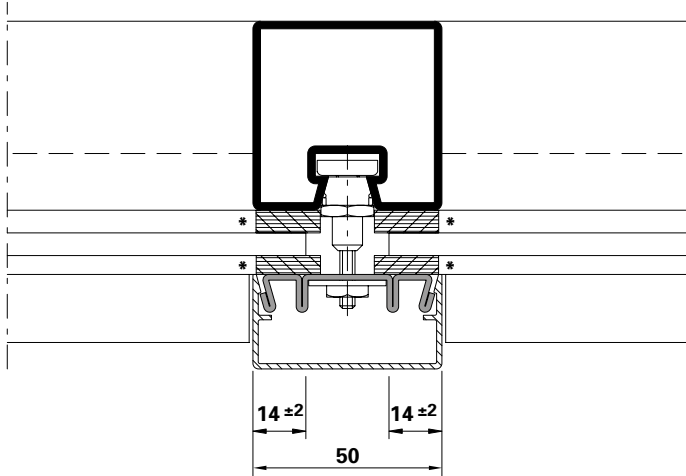
\* Au choix étanchéité silicone  
 (DIN 4102-B1)

\* Optional silicone seal (DIN 4102-B1)

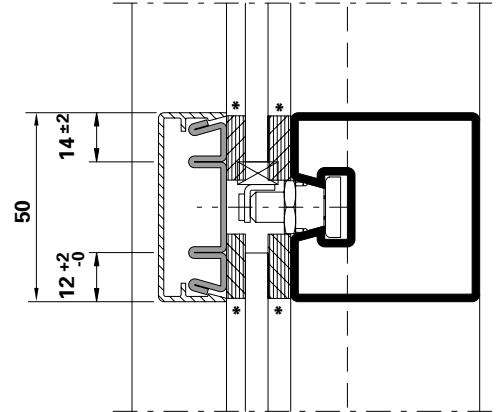
Glaseinstand

Prise en feuillure

Glass edge cover



E30  
E60  
E90



Die landesspezifischen  
Brandschutz-Zulassungen bzw.  
deren Bestimmungen und  
Vorschriften sind zu beachten.

Les certificats de protection  
incendie spécifiques au pays,  
leurs dispositions et leurs  
prescriptions doivent être respectés.

Fire-protection approvals or  
applicable national regulations  
and determinations must be  
observed.

\* wahlweise Silikon-Abdichtung  
(DIN 4102-B1)

\* Au choix étanchéité silicone  
(DIN 4102-B1)

\* Optional silicone seal (DIN 4102-B1)



**VISS Fire DV**  
**Brandschutzverglasung**  
**Klasse EI**

**Hinweis:**

Bei der Auswahl von Schnittpunkten, Konstruktions-Details und Bauanschlüssen sind die landesspezifischen Brandschutz-Zulassungen und Vorschriften zwingend zu beachten!



**VISS Fire DV**  
**Vitrage coupe feu**  
**Classe EI**

**Note:**

Les certificats de protection incendie et les prescriptions spécifiques au pays doivent être impérativement respectés lors du choix des coupe de détails, des détails de construction et des raccordements au mur!



**VISS Fire DV**  
**Fire protection glazing**  
**Class EI**

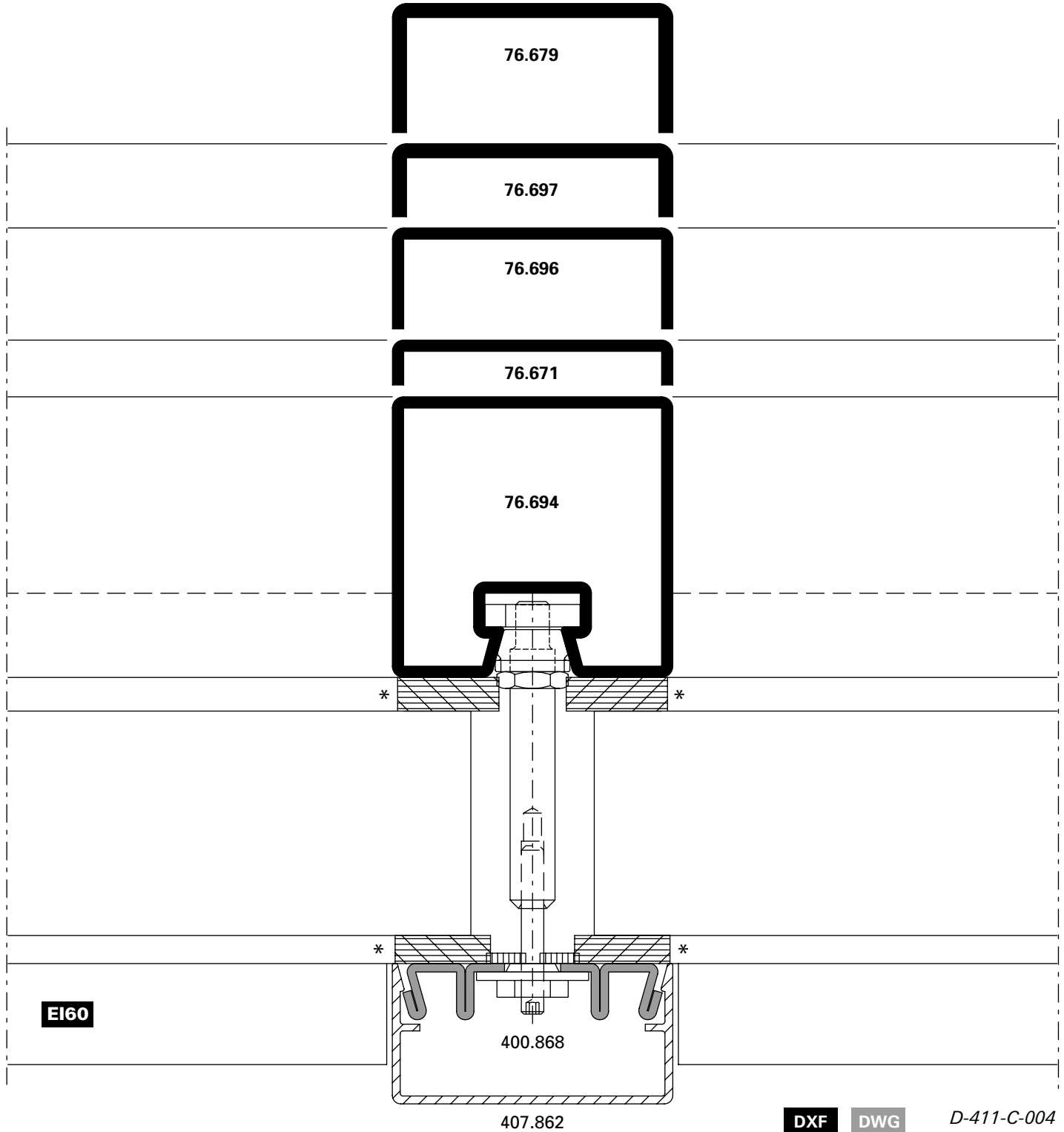
**Note:**

When selecting section details, construction details and attachment to structure, the national fire-protection approvals and regulations must be observed (mandatory)!

Pfosten-Detail

Détail du montant

Detail of mullion



\* wahlweise Silikon-Abdichtung  
 (DIN 4102-B1)

\* Au choix étanchéité silicone  
 (DIN 4102-B1)

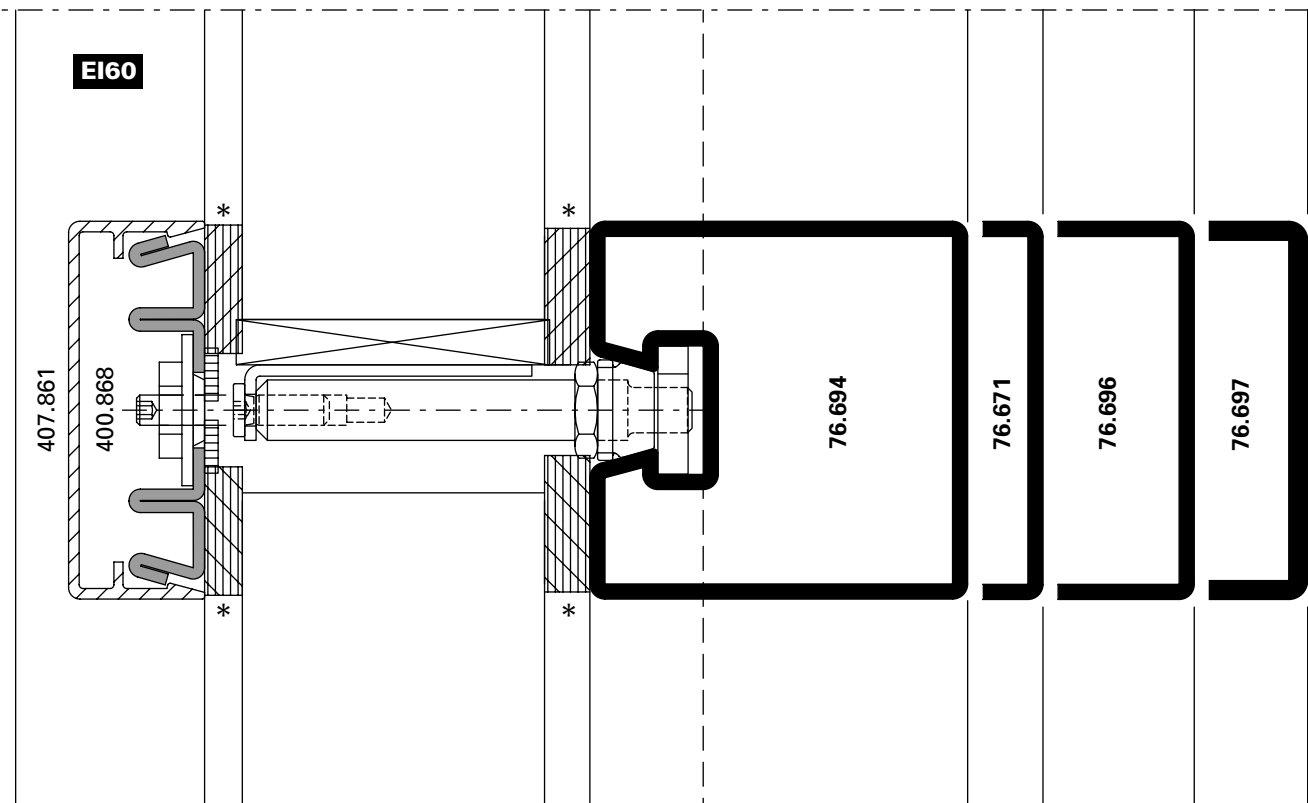
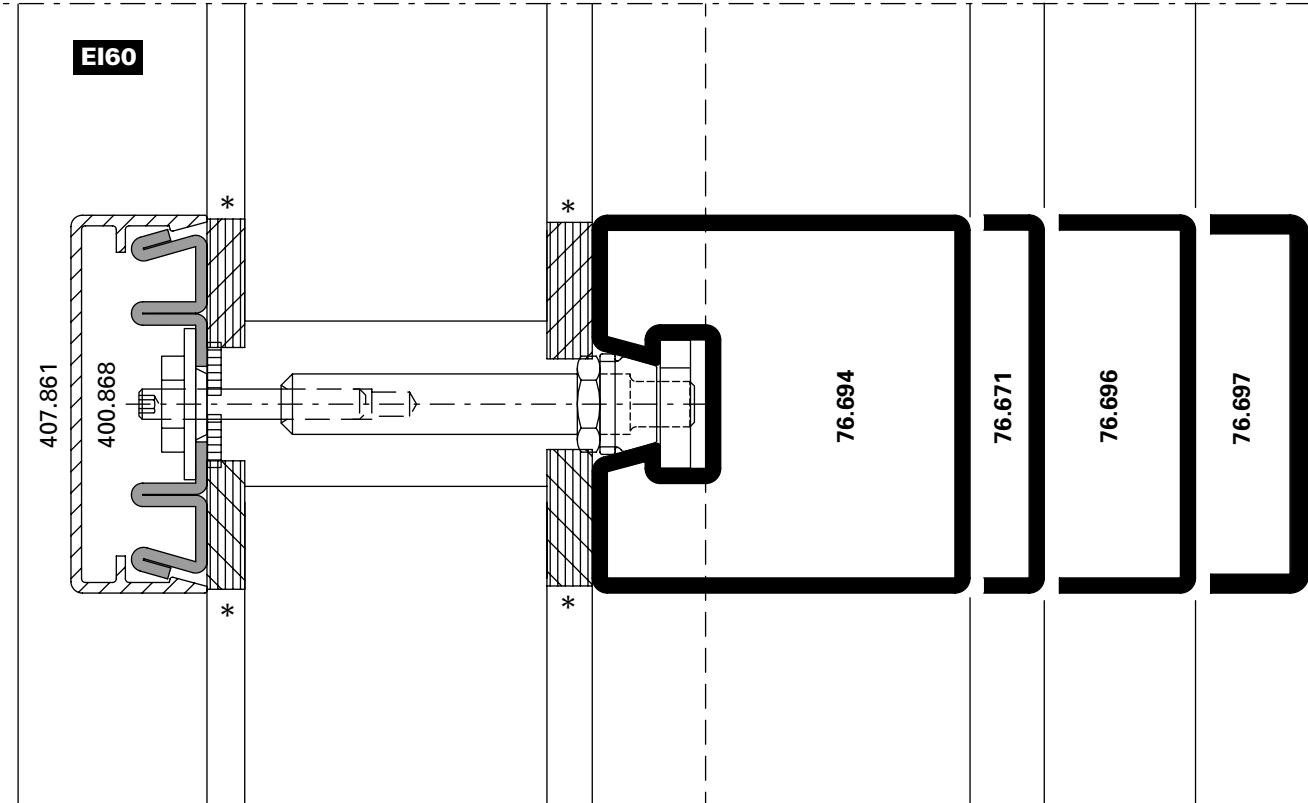
\* Optional silicone seal (DIN 4102-B1)



Riegel-Detail

Détail de la traverse

Detail of transom



D-411-C-005

DWG

DXF

D-411-C-006

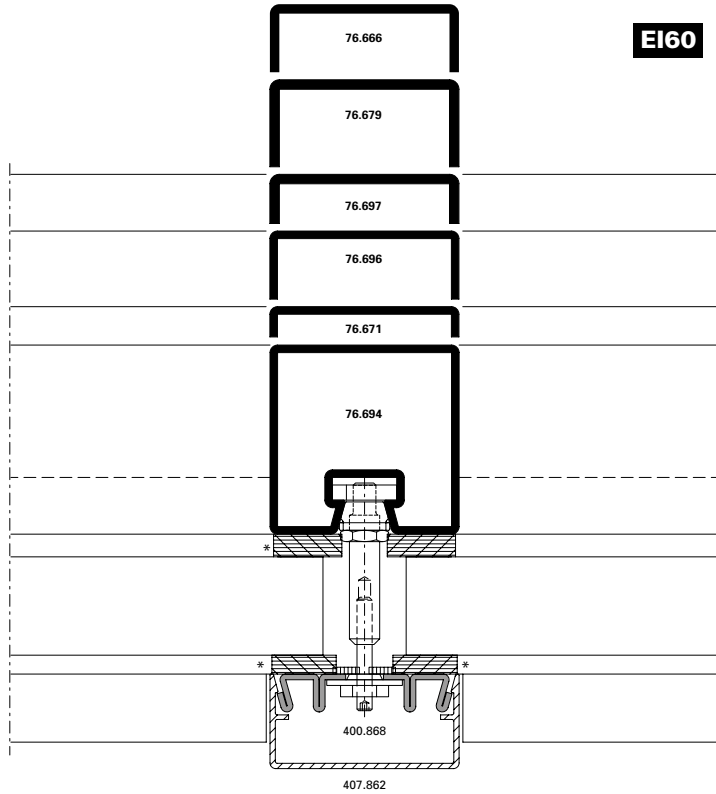
DWG

DXF

Pfosten-Detail

Détail du montant

Detail of mullion

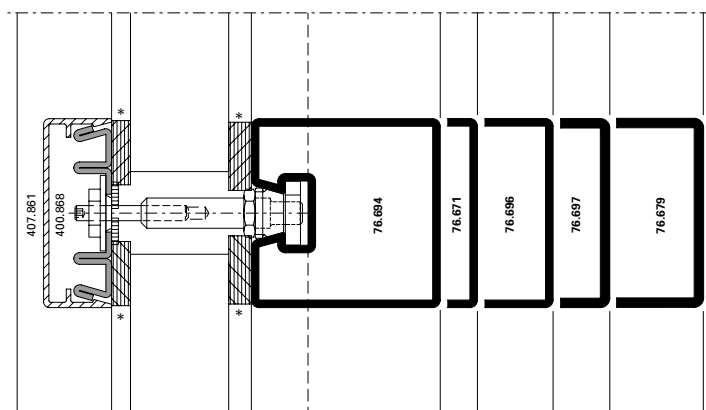


**DXF** **DWG** *D-411-C-013*

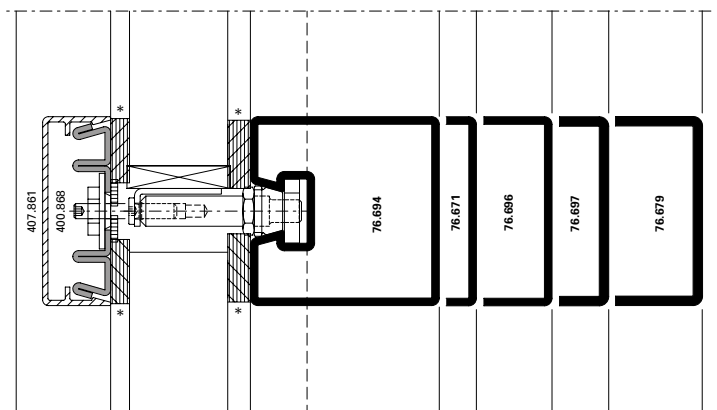
Riegel-Detail

Détail de la traverse

Detail of transom



**E160** **DXF** **DWG** *D-411-C-014*



**E160** **DXF** **DWG** *D-411-C-015*

\* wahlweise Silikon-Abdichtung  
 (DIN 4102-B1)

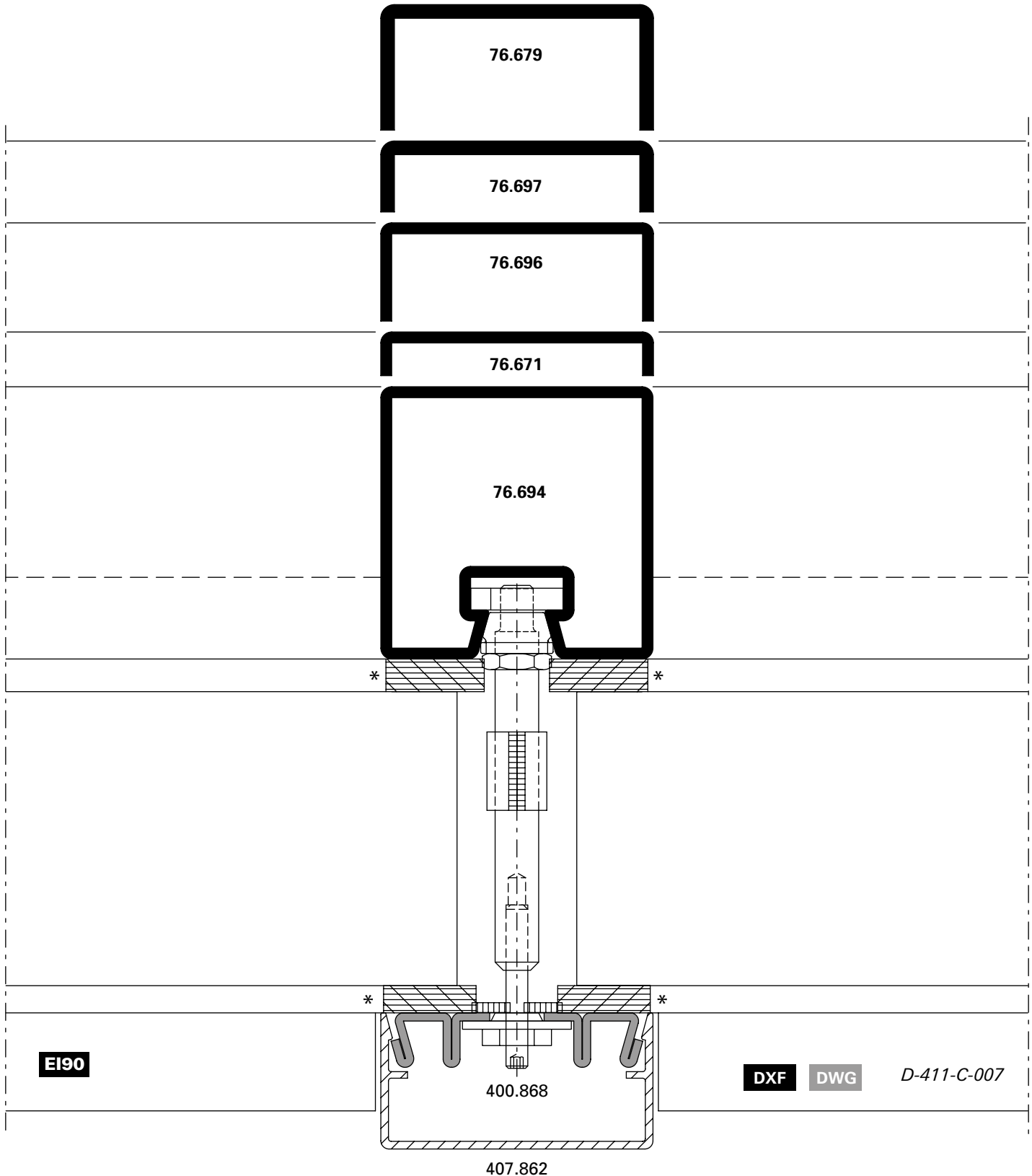
\* Au choix étanchéité silicone  
 (DIN 4102-B1)

\* Optional silicone seal (DIN 4102-B1)

Pfosten-Detail

Détail du montant

Detail of mullion



EI90

DXF

DWG

D-411-C-007

\* wahlweise Silikon-Abdichtung (DIN 4102-B1)

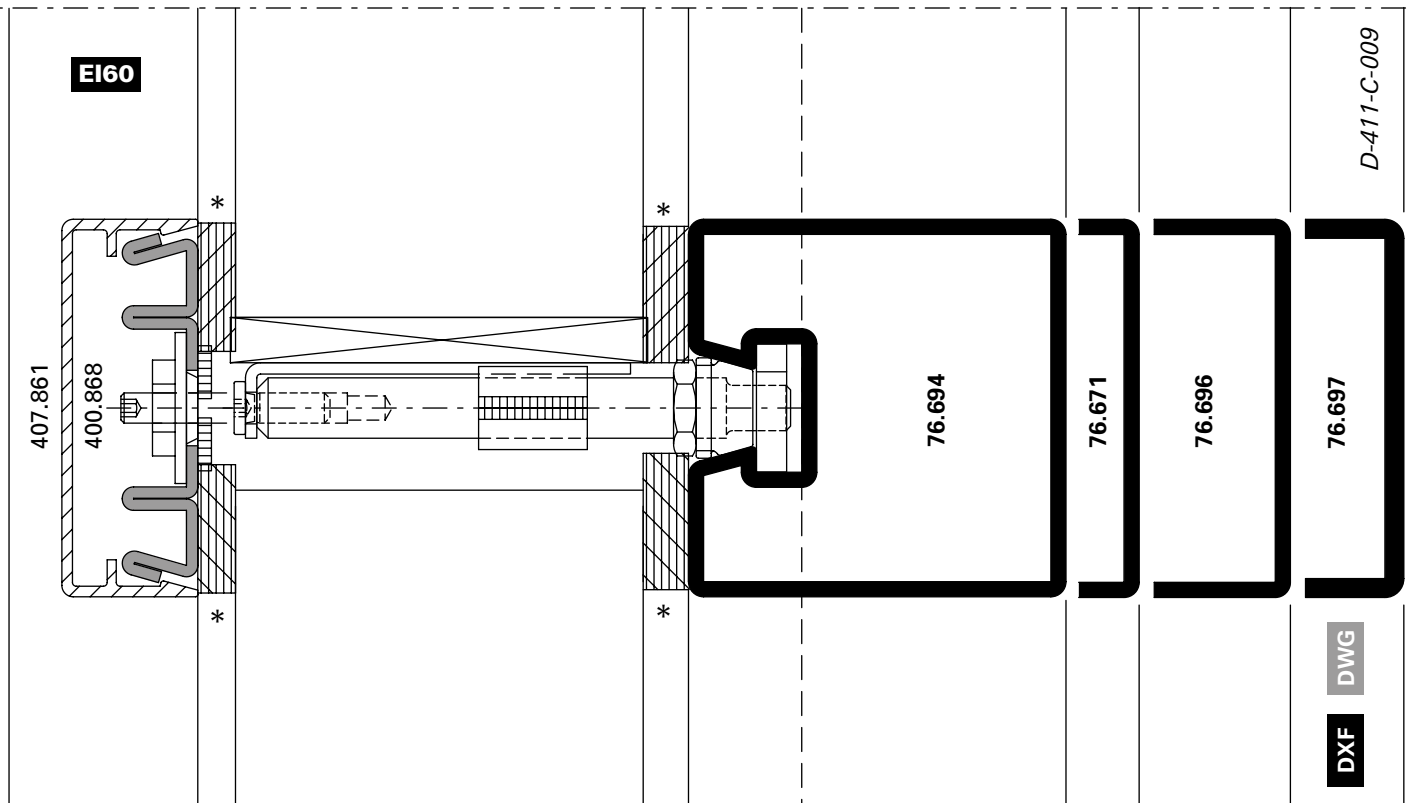
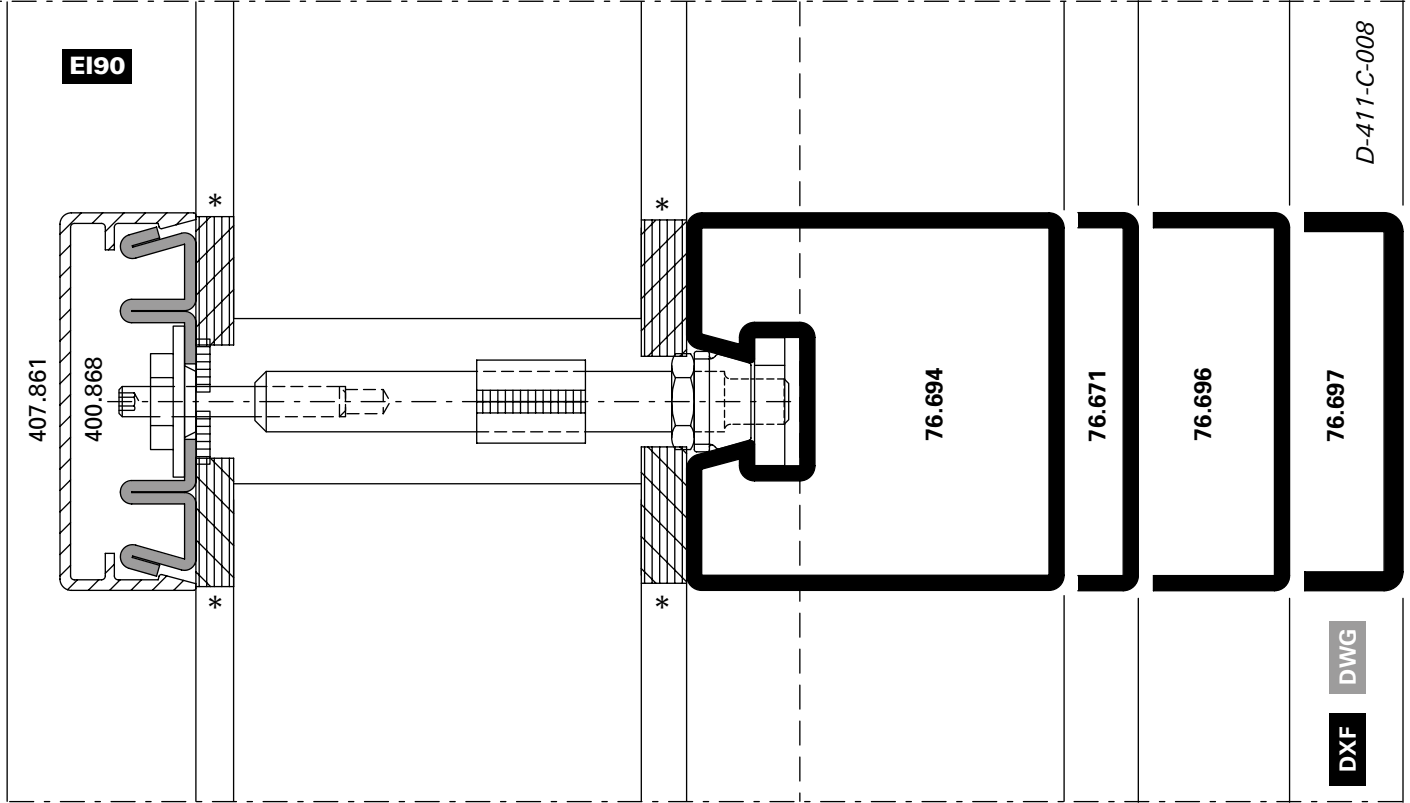
\* Au choix étanchéité silicone (DIN 4102-B1)

\* Optional silicone seal (DIN 4102-B1)

Riegel-Detail

Détail de la traverse

Detail of transom



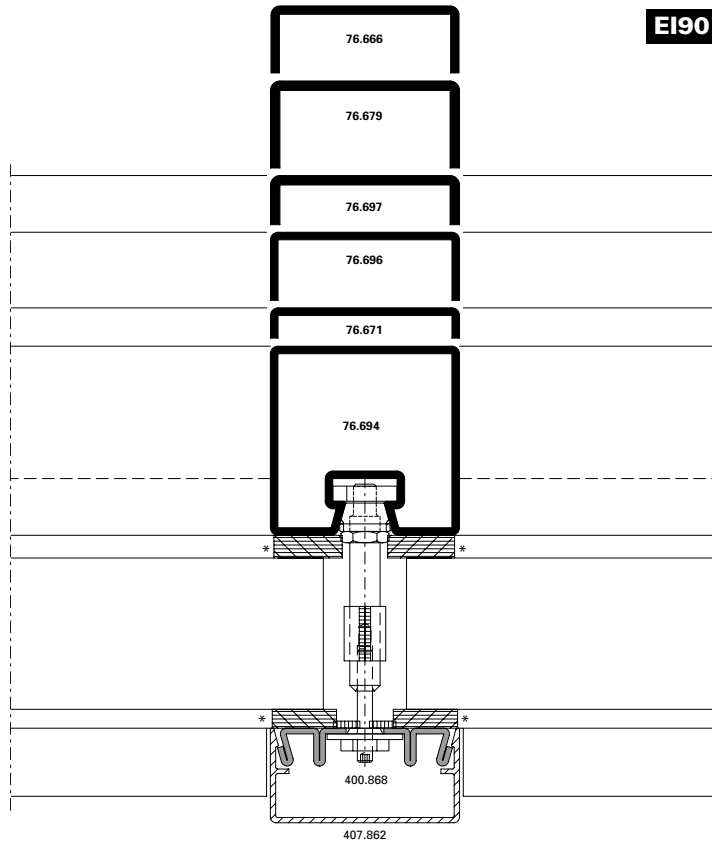
Schnittpunkte im Masstab 1:2  
 Coupe de détails à l'échelle 1:2  
 Section details on scale 1:2

VISS Fire DV  
 VISS Fire DV  
 VISS Fire DV

Pfosten-Detail

Détail du montant

Detail of mullion

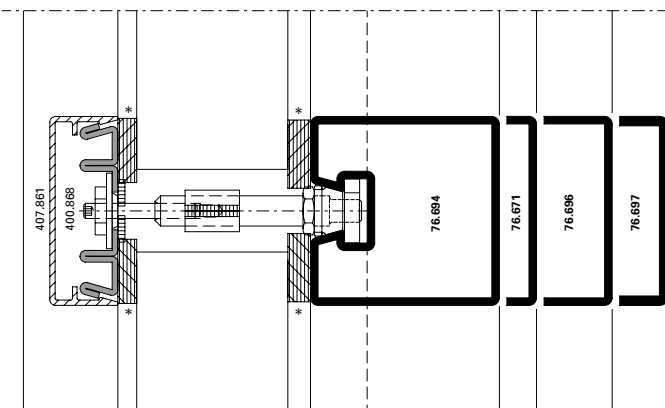


**DXF** **DWG** *D-411-C-016*

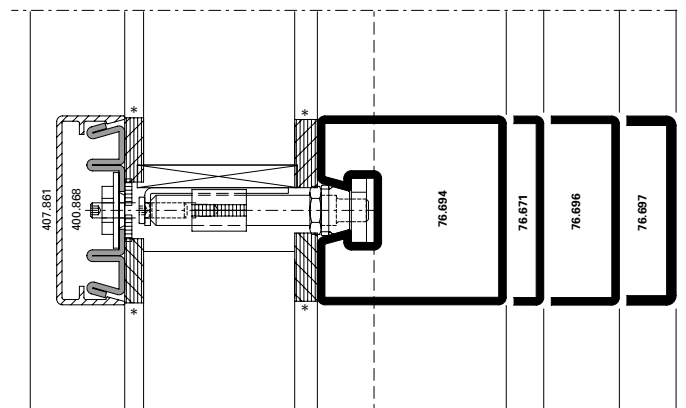
Riegel-Detail

Détail de la traverse

Detail of transom



**EI90** **DXF** **DWG** *D-411-C-017*



**EI90** **DXF** **DWG** *D-411-C-018*

\* wahlweise Silikon-Abdichtung  
 (DIN 4102-B1)

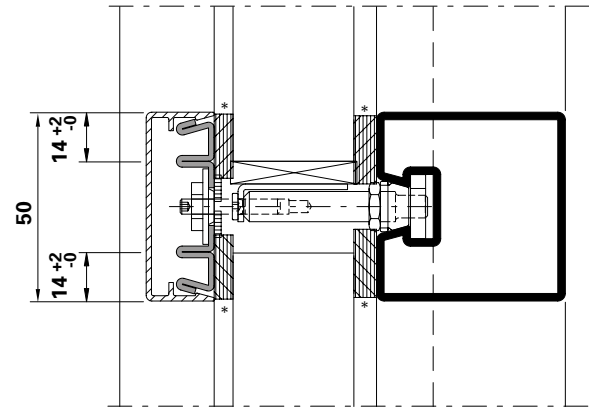
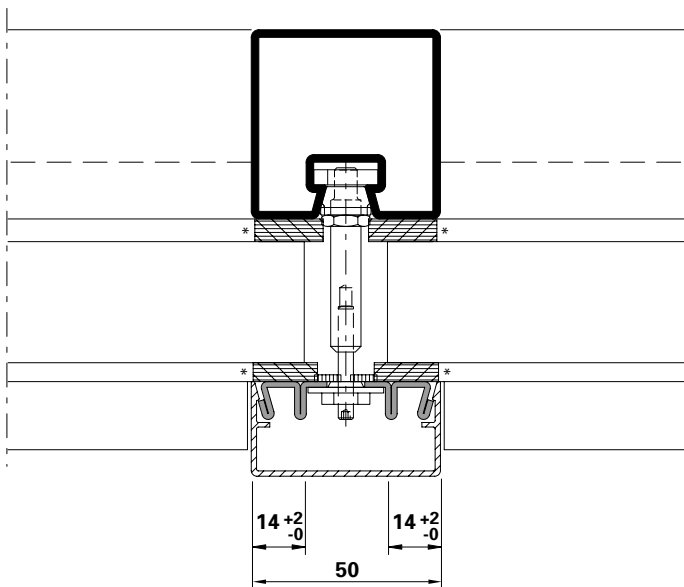
\* Au choix étanchéité silicone  
 (DIN 4102-B1)

\* Optional silicone seal (DIN 4102-B1)

Glaseinstand

Prise en feuillure

Glass edge cover



Die landesspezifischen Brandschutz-Zulassungen bzw. deren Bestimmungen und Vorschriften sind zu beachten.

Les certificats de protection incendie spécifiques au pays, leurs dispositions et leurs prescriptions doivent être respectés.

Fire-protection approvals or applicable national regulations and determinations must be observed.

\* wahlweise Silikon-Abdichtung (DIN 4102-B1)

\* Au choix étanchéité silicone (DIN 4102-B1)

\* Optional silicone seal (DIN 4102-B1)



Jansen AG

**Steel Systems**  
Industriestrasse 34  
9463 Oberriet  
Schweiz  
[jansen.com](http://jansen.com)

**JANSEN**  
**METALFORM**



Grafische Planungsdaten wie z.B. Anwendungsbeispiele, Konstruktionsdetails, Anschlüsse am Bau, die in unseren physischen oder elektronischen Dokumentationsunterlagen enthalten sind, sind schematische Darstellungen. Gleiches gilt für digitale Medien wie CAD Dateien oder BIM Modelle.

Sie sollen den ausführenden Metallbauer und/oder Fachplaner bei der Planung und Ausführung eines Projektes unterstützen. Sie sind im konkreten Anwendungsfall durch den ausführenden Metallbauer und/oder Fachplaner auf die Verwendbarkeit im konkreten betroffenen Projekt hinsichtlich rechtlichen/regulatorischen aber auch technischen objektspezifischen Anforderungen zu überprüfen und ggfs. eigenverantwortlich anzupassen.

Bei der Überprüfung, der spezifischen Planung und der Umsetzung sind die objektspezifischen Rahmenbedingungen (Material der Bausubstanz, Dimension des Einbauelements, Farbe, Exposition, Lasteinwirkung, etc.) sowie der geltende Stand der Technik einschliesslich aller anwendbaren Normen und technischen Richtlinien eigenverantwortlich zu beachten.

Falls das vorliegende Dokument Differenzen zur aktuellen deutschen Version (Artikel Nr. K1214212) aufweist, gilt in jedem Fall der deutsche Originaltext in der jeweils geltenden Fassung im Jansen Docu Center.

Alle Ausführungen dieser Dokumentation haben wir sorgfältig und nach bestem Wissen zusammengestellt. Wir können aber keine Verantwortung für die Benutzung der vermittelten Vorschläge und Daten übernehmen. Wir behalten uns technische Änderungen ohne Vorankündigung vor.

Les données de planification graphiques, comme les exemples d'application, détails de construction et raccordements au bâtiment, fournies dans notre documentation physique et numérique sont des représentations schématiques. Il en va de même pour les médias numériques comme les fichiers CAD ou modèles BIM.

Leur but est de faciliter la planification et réalisation d'un projet par les constructeurs métalliques et/ou concepteurs. Concrètement, elles doivent être vérifiées par le constructeur métallique et/ou le concepteur et, le cas échéant, modifiées de son propre chef pour s'assurer qu'elles concordent avec le projet concerné et qu'elles répondent aux exigences techniques spécifiques ainsi qu'aux dispositions légales et réglementaires.

Lors de la vérification, de la planification spécifique et de la mise en œuvre, il y a lieu de tenir compte des conditions spécifiques à l'objet (matériaux du bâtiment, dimension de l'élément d'insert, couleur, exposition, effet de charge, etc.) ainsi que de l'état actuel de la technique, y compris toutes les normes et directives techniques applicables.

En cas de divergence entre le présent document et la version allemande (no d'article K1214212), c'est dans tous les cas le texte original allemand qui prévaut dans sa version actuelle disponible dans le Jansen Docu Center.

Nous avons apporté le plus grand soin à l'élaboration de cette documentation. Cependant, nous déclinons toute responsabilité pour l'utilisation faite de nos propositions et de nos données.

Nous nous réservons le droit de procéder à des modifications techniques sans préavis.

Graphical planning data such as application examples, construction details, connections on site that are contained in our physical or electronic documentation components are schematic representations. The same applies to digital media such as CAD files or BIM models.

They are intended to support the metal worker and/or design engineer in planning and executing projects. In the specific case of application they are to be checked by the metal worker and/or design engineer in terms of their usability in the specific project concerned with regard to legal/regulatory and technical property-specific requirements and adjusted if necessary at the latter's own responsibility.

The property-specific underlying conditions (construction material, dimensions of installation element, colour, exposure, load effect etc.) and current state of the art including all applicable norms and technical guidelines are to be taken into consideration at the metal worker and/or design engineer's own responsibility during the review, specific planning and implementation.

If there are any differences between this document and the current German version (item number K1214212), the latest version of the original German text in the Jansen Docu Center shall prevail.

All the information contained in this documentation is given to the best of our knowledge and ability. However, we decline all responsibility for the use made of these suggestions and data.

We reserve the right to effect technical modifications without prior warning.

---

<b>VISS Fire EI30 Fassade</b>	<b>VISS Fire EI30 façade</b>	<b>VISS Fire EI30 façade</b>	<b>2</b>
-------------------------------	------------------------------	------------------------------	----------

---

<b>VISS Fire</b>	<b>VISS Fire</b>	<b>VISS Fire</b>	<b>77</b>
------------------	------------------	------------------	-----------

---

<b>VISS Fire DV</b>	<b>VISS Fire DV</b>	<b>VISS Fire DV</b>	<b>119</b>
---------------------	---------------------	---------------------	------------

---

VISS Fire EI30 Fassade/Trennwand  
VISS Fire EI30 façade/cloison  
VISS Fire EI30 façade/partition wall

---

---

**Systemübersicht**

Merkmale  
Zulassungen  
Typenübersicht

**Sommaire du système**

Caractéristiques  
Homologations  
Sommaire des types

**Summary of system**

Characteristics  
Authorisations  
Summary of types

**4**

---

**Profilsortiment**

Profile 50 und 60 mm  
Deckprofile 50 und 60 mm

**Assortiment de profilé**

Profilés 50 et 60 mm  
Profilés de recouvrement 50 et 60 mm

**Range of profiles**

Profiles 50 and 60 mm  
Cover sections 50 and 60 mm

**14**

---

**Konstruktions-Hinweise**

Konstruktionsdetails  
Schnittpunkte  
Konstruktionsdetails  
Anschlüsse am Bau

**Consignes de construction**

Détails de construction  
Coupes de détails  
Détails de construction  
Raccordement au mur

**Construction instructions**

Construction details  
Section details  
Construction details  
Attachment to structure

**21**

---

**Systemhinweise****Remarque concernant les systèmes****System instructions****67**

Alle Ausführungen dieser Dokumentation haben wir sorgfältig und nach bestem Wissen zusammengestellt. Wir können aber keine Verantwortung für die Benützung der vermittelten Vorschläge und Daten übernehmen. Wir behalten uns technische Änderungen ohne Vorankündigung vor.

Nous avons apporté le plus grand soin à l'élaboration de cette documentation. Cependant, nous déclinons toute responsabilité pour l'utilisation faite de nos propositions et de nos données. Nous nous réservons le droit de procéder à des modifications techniques sans préavis.

All the information contained in this documentation is given to the best of our knowledge and ability. However, we decline all responsibility for the use made of these suggestions and data. We reserve the right to effect technical modifications without prior warning.

## Merkmale

## Caractéristiques

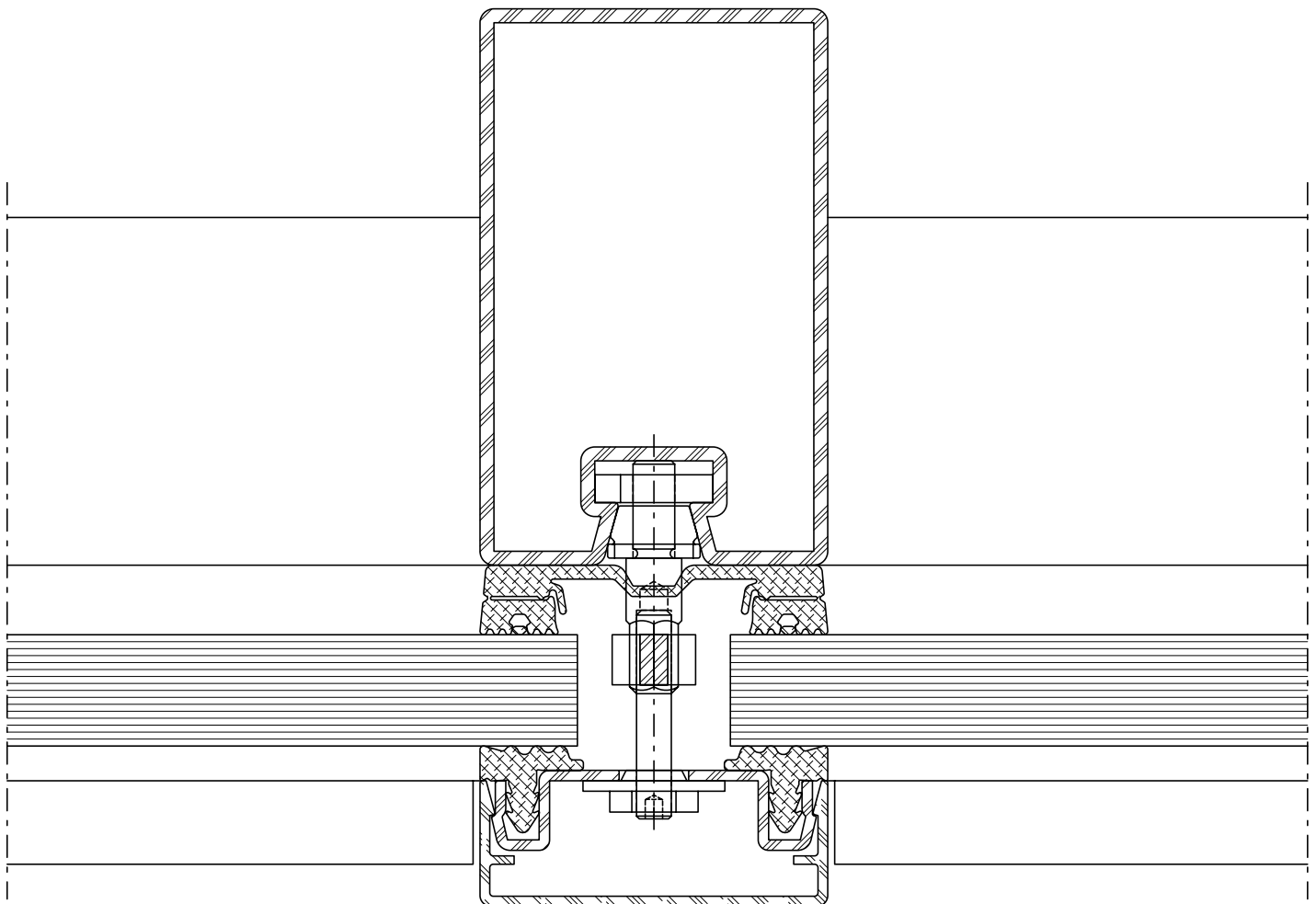
## Characteristics

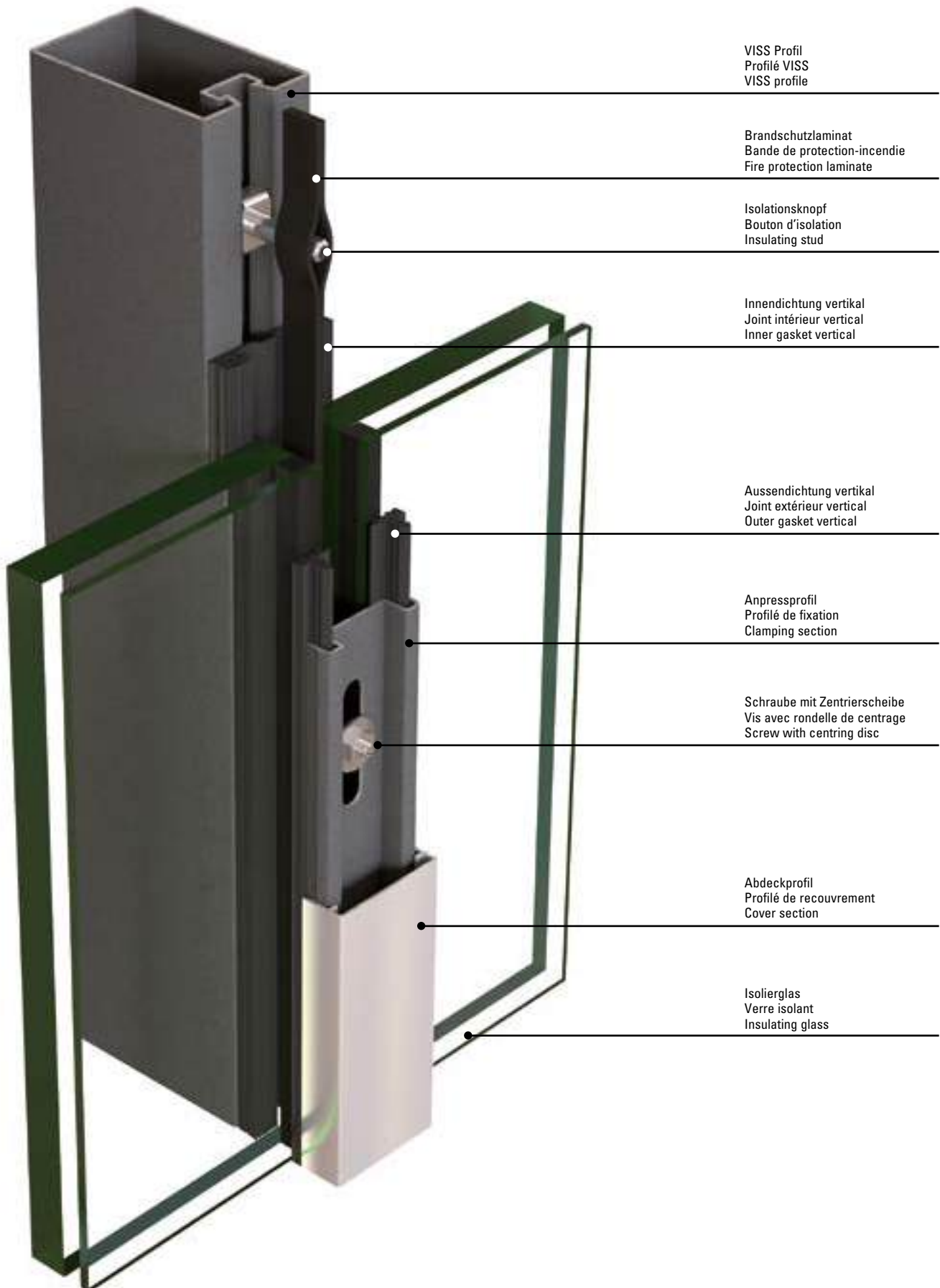
VISS Fire EI30 Fassade/Trennwand

VISS Fire EI30 façade/cloison

VISS Fire EI30 façade/partition wall

- CE-Kennzeichnung nach EN 13830
- $U_{CW}$  eingebaut, Werte bis  $0.96 \text{ W/m}^2\text{K}$
- Ansichtsbreiten 50 und 60 mm
- Füllelementstärken 15 bis 70 mm
- Standardprofile ab Lager mit  $I_x$  Werten bis  $2041 \text{ cm}^4$
- Füllelementgewichte bis 1800 kg
- Zulassungen/Prüfungen EI30
- Marquage CE selon EN 13830
- Valeurs  $U_{CW}$  (monté) jusqu'à  $0.96 \text{ W/m}^2\text{K}$
- LMasse vue 50 et 60 mm
- Éléments de remplissage de 15 à 70 mm d'épaisseur
- Profilés standard disponibles sur stock avec valeurs  $I_x$  jusqu'à  $2041 \text{ cm}^4$
- Poids de remplissage jusqu'à 1800 kg
- Homologations/Essais EI30
- CE marking in accordance with EN 13830
- $U_{CW}$  installed, values to  $0.96 \text{ W/m}^2\text{K}$
- 50 and 60 mm face widths
- Infill panel thicknesses of 15 to 70 mm
- Standard profiles from stock with  $I_x$  values to  $2041 \text{ cm}^4$
- Infill unit weights up to 1800 kg
- Authorisations/Tests EI30





VISS Fire

**Produktnorm Vorhangfassade EN 13830**

Luftdurchlässigkeit (EN 12152)	AE
Schlagregendichtheit (EN 12154)	RE 1200
Widerstandsfähigkeit bei Windlast (EN 13116)	
zulässige Last	2000 Pa
erhöhte Last	3000 Pa
Stoßfestigkeit (EN 14019)	I5/E5

Prüfbericht 108 28793,  
Gutachten 155 28793 und  
Klassifizierungsbericht 100 28793,  
ift DE-Rosenheim

**Luftschalldämmung**  
nach EN ISO 140-3 (1993) und  
ISO/DIS 717-1 (1993), DIN 52210:

$R_w = 42$  dB (bei Füllelementwert  
mind.  $R_w = 42$  dB)

Gutachtliche Stellungnahme vom  
13.9.1996 der EMPA, Dübendorf/CH

**Luftschalldämmung F90**  
nach EN ISO 140-3 (1993) und  
ISO/DIS 717-1 (1993), DIN 52210:

$R_w (C;C_{tr}) = 44 (-1;-4)$  dB  
 $R_w (C;C_{tr}) = 46 (-2;-5)$  dB  
 $R_w (C;C_{tr}) = 47 (-1;-5)$  dB

Prüfbericht 161 28310/1.0.0  
vom 30. 6. 2004

**CWCT-Test**

Luftdurchlässigkeit: Druck 600 Pa	PASS
Wasserdichtheit statisch:	
Druck 600 Pa	PASS
Wasserdichtheit dynamisch	
Windlast:	PASS
Sicherheit 3600 Pa	PASS
Gebrauchstauglichkeit 2400 Pa	PASS
Schlauchtest	PASS

Certificate Number 04/32, January 2004  
Centre for Window and Cladding  
Technology, Wintech Engineering Ltd.,  
GB-Telford

VISS Fire

**Norme de produit façade rideau EN 13830**

Perméabilité à l'air (EN 12152)	AE
Etanchéité à la pluie battante (EN 12154)	RE 1200
Résistance à la charge du vent (EN 13116)	
Charge admissible	2000 pa
Charge élevée	3000 Pa
Résistance aux chocs (EN 14019)	I5/E5

Rapport d'essai 108 28793,  
expertise 155 28793 et rapport de  
classification 100 28793,  
ift DE-Rosenheim

**Isolement contre les sons aériens**  
selon EN ISO 140-3 (1993) et  
ISO/DIS 717-1 (1993), DIN 52210:

$R_w = 42$  dB (avec valeur du  
remplissage min.  $R_w = 42$  dB)

Expertise de l'EMPA Dübendorf/CH  
du 13.9.1996

**Isolement contre les sons aériens F90**  
selon EN ISO 140-3 (1993) et  
ISO/DIS 717-1 (1993), DIN 52210:

$R_w (C;C_{tr}) = 44 (-1;-4)$  dB  
 $R_w (C;C_{tr}) = 46 (-2;-5)$  dB  
 $R_w (C;C_{tr}) = 47 (-1;-5)$  dB

Rapport d'essai 161 28310/1.0.0  
du 30. 6. 2004

**CWCT-Test**

Perméabilité à l'air: Pression 600 Pa	PASS
Etanchéité à l'eau statique:	
Pression 600 Pa	PASS
Etanchéité à l'eau dynamique:	
Résistance au vent:	PASS
Sécurité 3600 Pa	PASS
Aptitude à l'usage 2400 Pa	PASS
Essai au tuyau	PASS

Certificate Number 04/32, January 2004  
Centre for Window and Cladding  
Technology, Wintech Engineering Ltd.,  
GB-Telford

VISS Fire

**Product approval curtain walls EN 13830**

Air permeability (EN 12152)	AE
Resistance to driving rain (EN 12154)	RE 1200
Resistance to wind loads (EN 13116)	
Permissible load	2000 Pa
Increased load	3000 Pa
Impact streng (EN 14019)	I5/E5

Test report 108 28793,  
appraisal report 155 28793 and  
classification report 100 28793  
ift DE-Rosenheim

**Insulation against airborne noise**  
according to EN ISO 140-3 (1993)  
and ISO/DIS 717-1 (1993), DIN 52210:

$R_w = 42$  dB (with glass/infill panel min.  
 $R_w = 42$  dB)

Expertise dated 13.9.1996 by  
EMPA Dübendorf/CH

**Insulation against airborne noise F90**  
according to EN ISO 140-3 (1993)  
and ISO/DIS 717-1 (1993), DIN 52210:

$R_w (C;C_{tr}) = 44 (-1;-4)$  dB  
 $R_w (C;C_{tr}) = 46 (-2;-5)$  dB  
 $R_w (C;C_{tr}) = 47 (-1;-5)$  dB

Test report 161 28310/1.0.0  
dated 30. 6. 2004

**CWCT-Test**

Air permeability: Pressure 600 Pa	PASS
Watertightness static:	
Pressure 600 Pa	PASS
Watertightness dynamic:	
Wind resistance:	PASS
Safety 3600 Pa	PASS
Serviceability 2400 Pa	PASS
Hose test	PASS

Certificate Number 04/32, January 2004  
Centre for Window and Cladding  
Technology, Wintech Engineering Ltd.,  
GB-Telford

**VISS Fire**  
**Brandschutzverglasung Klasse EI30**

**VISS Fire**  
**Vitrage coupe feu Classe EI30**

**VISS Fire**  
**Fire protection glazing Class EI30**

**EU:** Klassifizierungsbericht  
Nr.: 19-002117-PR02, ift  
DE-Rosenheim)

**EU:** Rapport de classification  
No.: 19-002117-PR02, ift  
DE-Rosenheim)

**EU:** Classification report  
Nr.: 19-002117-PR02, ift  
DE-Rosenheim)

**CH:** Aussenwände, nicht tragend  
VKF Anerkennung Nr. 30997  
Verglasung vertikal  
VKF Anerkennung Nr. 31000

**CH:** Aussenwände, nicht tragend  
VKF Anerkennung Nr. 30997  
Verglasung vertikal  
VKF Anerkennung Nr. 31000

**CH:** Aussenwände, nicht tragend  
VKF Anerkennung Nr. 30997  
Verglasung vertikal  
VKF Anerkennung Nr. 31000

**AT:** Klassifizierungsbericht  
Nr. 10030827, Rev. 1

**AT:** Rapport de classification  
Nr. 10030827, Rev. 1

**AT:** Classification report  
Nr. 10030827, Rev. 1

**FR:** Procès Verbal de Classement  
no EFR-19-002265

**FR:** Procès Verbal de Classement  
no EFR-19-002265

**FR:** Procès Verbal de Classement  
no EFR-19-002265

Die landesspezifischen  
Brandschutz-Zulassungen bzw.  
deren Bestimmungen und  
Vorschriften sind zu beachten.  
(Trennwand)

Les certificats de protection  
incendie spécifiques au pays,  
leurs dispositions et leurs  
prescriptions doivent être respectés.  
(Cloison)

Fire-protection approvals or  
applicable national regulations  
and determinations must be  
observed.  
(Partition wall)



**Brandschutzglas**  
**AGC**

**Verre coupe-feu**  
**AGC**

**Fire resistant glass**  
**AGC**

Glastyp Type de verre Glass type	Stärke Épaisseur Thickness	Max. Glasabmessungen Hochformat Max. dimensions de verre Format Portrait Max. glass dimensions Portrait		Max. Glasabmessungen Querformat Max. dimensions de verre Format Paysage Max. glass dimensions Landscape		Max. Zwischenabmessungen Dimensions intermédiaires max. Max. intermediate dimensions	
		Kantenlänge Longueur d'arête Edge length (BxH)	Fläche Surface Area	Kantenlänge Longueur d'arête Edge length (BxH)	Fläche Surface Area	Kantenlänge Longueur d'arête Edge length (BxH)	Fläche Surface Area
Pyrobel 16*	≤ 70 mm	1650 x 3146 mm	4.72 m <sup>2</sup>	2860 x 1375 mm	3.58 m <sup>2</sup>	2860 x 3146 mm	4.15 m <sup>2</sup>
Pyrobel 16EG*							
Pyrobel 16EG2*							
Pyrobel 16 IGU*							
Pyrobel 16 EG IGU*							
Pyrobel 16EG2 IGU*							

max. Anzahl der VSG-Folien\*: 4x0.38 mm

max. Dichte Polycarbonat\*: 1.52 mm

\* Die Schichten können an jeder Position in der Gegenscheibe sein.

Alternative Formen:

Von den rechtwinkligen Glasabmessungen abweichende Formen sind zulässig, sofern die Form innerhalb der max. Fläche der oben erwähnten Abmessungen liegt und die weiteren Bedingungen gemäss Klassifizierungsbericht eingehalten werden.

Nombre max. de feuilles VSG\*: 4x0.38 mm

Densité max. polycarbonate\*: 1.52 mm

\* Les couches peuvent se trouver à toutes les positions dans le verre.

Formes alternatives:

les formes différentes des dimensions rectangulaires sont admissibles si elles se trouvent dans la plage maximale des dimensions indiquées plus haut et si les autres conditions définies par le rapport de classement sont remplies.

Max. number of LSG foils\*: 4x0.38 mm

Max. thickness of polycarbonate\*: 1.52 mm

\* The layers can be at any position in the glass.

Alternative shapes:

Shapes which deviate from the rectangular glass dimensions are permissible provided that the shape is within the maximum area of the abovementioned dimensions and the other conditions of the classification report are met.

Brandschutzglas  
Pilkington

Verre coupe-feu  
Pilkington

Fire resistant glass  
Pilkington

Glastyp Type de verre Glass type	Stärke Épaisseur Thickness	Max. Glasabmessungen Hochformat Max. dimensions de verre Format Portrait Max. glass dimensions Portrait		Max. Glasabmessungen Querformat Max. dimensions de verre Format Paysage Max. glass dimensions Landscape		Max. Zwischenabmessungen Dimensions intermédiaires max. Max. intermediate dimensions	
		Kantenlänge Longueur d'arête Edge length (BxH)	Fläche Surface Area	Kantenlänge Longueur d'arête Edge length (BxH)	Fläche Surface Area	Kantenlänge Longueur d'arête Edge length (BxH)	Fläche Surface Area
Pyrostop 30-10, Pyrostop 30-12	≥ 15 mm	1400 x 2500 mm	3.50 m <sup>2</sup>	2500 x 1400 mm	3.50 m <sup>2</sup>	-	-
Pyrostop 30-22*	≥ 20 mm	1540 x 3000 mm	4.62 m <sup>2</sup>	3000 x 1540 mm	4.62 m <sup>2</sup>	1600 x 3000 mm 3000 x 1600 mm	4.62 m <sup>2</sup>
Pyrostop 30-17*, Pyrostop 30-18*	≤ 70 mm	1540 x 3000 mm	4.62 m <sup>2</sup>	3000 x 1540 mm	4.62 m <sup>2</sup>	3000 x 3000 mm**	4.62 m <sup>2</sup>
Pyrostop 30-20*							
Pyrostop 30-25*, Pyrostop 30-26*							
Pyrostop 30-27*, Pyrostop 30-28*							
Pyrostop 30-35*, Pyrostop 30-36*							
Pyrostop 30-37*, Pyrostop 30-38*							
Pyrostop 30-17 Triple*							
Pyrostop 30-18 Triple*							
Pyrostop 30-25 Triple* Pyrostop 30-26 Triple*							
Pyrostop 30-27 Triple* Pyrostop 30-28 Triple*							
Pyrostop 30-35 Triple* Pyrostop 30-36 Triple*							
Pyrostop 30-37 Triple* Pyrostop 30-38 Triple*							

max. Anzahl der VSG-Folien\*: 4x0.38 mm

\* Die Schichten können an jeder Position in der Gegenscheibe sein.

Alternative Formen: Von den rechtwinkligen Glasabmessungen abweichende Formen sind zulässig, sofern die Form innerhalb der max. Fläche der oben erwähnten Abmessungen liegt und die weiteren Bedingungen gemäss Klassifizierungsbericht eingehalten werden.

Nombre max. de feuilles VSG\*: 4x0.38 mm

\* Les couches peuvent se trouver à toutes les positions dans le verre.

Formes alternatives: les formes différentes des dimensions rectangulaires sont admissibles si elles se trouvent dans la plage maximale des dimensions indiquées plus haut et si les autres conditions définies par le rapport de classement sont remplies.

Max. number of LSG foils\*: 4x0.38 mm

\* The layers can be at any position in the glass.

Alternative shapes:

Shapes which deviate from the rectangular glass dimensions are permissible provided that the shape is within the maximum area of the abovementioned dimensions and the other conditions of the classification report are met.

\*\* auf Anfrage / sur demande / on request

**Zulassungen/Prüfungen**  
**Homologations/Essais**  
**Authorisations/Tests**

VISS Fire EI30 Fassade/Trennwand  
 VISS Fire EI30 façade/cloison  
 VISS Fire EI30 façade/partition wall

**Brandschutzglas**  
**Vetrotech Saint-Gobain**

**Verre coupe-feu**  
**Vetrotech Saint-Gobain**

**Fire resistant glass**  
**Vetrotech Saint-Gobain**

Glastyp Type de verre Glass type	Stärke Épaisseur Thickness	Max. Glasabmessungen Hochformat Max. dimensions de verre Format Portrait Max. glass dimensions Portrait		Max. Glasabmessungen Querformat Max. dimensions de verre Format Paysage Max. glass dimensions Landscape		Max. Zwischenabmessungen Dimensions intermédiaires max. Max. intermediate dimensions	
		Kantenlänge Longueur d'arête Edge length (BxH)	Fläche Surface Area	Kantenlänge Longueur d'arête Edge length (BxH)	Fläche Surface Area	Kantenlänge Longueur d'arête Edge length (BxH)	Fläche Surface Area
EN 14449 Brandschutz-Sicherheitsglas Verre de sécurité résistant au feu Fire resistant safety glass CONTRAFLAM 30 CONTRAFLAM 30-2	≥ 16 mm ≥ 30 mm	1500 x 3356 mm 2700 x 4600 mm	5.03 m <sup>2</sup> 12.42 m <sup>2</sup>	3270 x 1500 mm -	4.91 m <sup>2</sup> -	3270 x 3356 mm -	4.97 m <sup>2</sup> -
EN 1279 2-fach/3-fach Brandschutz-Isolierglas Double/triple vitrage isolant résistant au feu Double/triple insulating glass unit CONTRAFLAM 30 IGU*: CONTRAFLAM 30 CLIMALIT (2-fach / double / double) CONTRAFLAM 30 CLIMAPLUS (2-fach / double / double) CONTRAFLAM 30 CLIMATOP (3-fach / triple / triple)	≤ 70 mm	1500 x 3356 mm	5.03 m <sup>2</sup>	3270 x 1500 mm	4.91 m <sup>2</sup>	3270 x 3356 mm	4.97 m <sup>2</sup>
<p>max. Anzahl der VSG-Folien*: 8x0.38 mm            Alternative Formen:            Von den rechteckigen Glasabmessungen abweichende Formen sind zulässig, sofern die Form innerhalb der max. Fläche der oben erwähnten Abmessungen liegt und die weiteren Bedingungen gemäss Klassifizierungsbericht eingehalten werden.</p> <p>Nombre max. de feuilles VSG*: 8x0.38 mm            Formes alternatives:            les formes différentes des dimensions rectangulaires sont admissibles si elles se trouvent dans la plage maximale des dimensions indiquées plus haut et si les autres conditions définies par le rapport de classement sont remplies.</p> <p>Max. number of LSG foils*: 8x0.38 mm            Alternative shapes:            Shapes which deviate from the rectangular glass dimensions are permissible provided that the shape is within the maximum area of the abovementioned dimensions and the other conditions of the classification report are met.</p>							

**\* Multifunktionen/multifonctions/multifunctions**

PLANITHERM Wärmeschutz / isolation thermique / thermal insulation  
 COOL-LITE Sonnenschutz / contrôle solaire / solar control  
 STADIP SILENCE Schallschutz / affaiblissement acoustique / sound reduction  
 SECURIT ALARM Alarm Glas / verre connecté à l'alarme / alarm glass  
 EMS STADIP reduziert elektromagnetische Strahlung / réduire le rayonnement électromagnétique / reduce of electromagnetic radiation

SUPERCONTRYX	Röntgenschutz / protection contre les rayons X / X-ray protection
THERMOVIT	Heizglas / verre chauffant / heated glass
STADIP COLOR	farbige Folien / films de couleur / colored foils
BIOCLEAN	selbstreinigend / autonettoyant / self-cleaning
PRIVA-LITE	schaltbar transparent-opak / occultation commandée / switchable transparent-opaque
SCREEN	integrierte Jalousien / stores intégrés / integrated blinds
DIAMANT	extra weißes Glas / verre extra-clair / extra clear glass
MIRASTAR	Spionspiegel / verre chromé / spy glass
EMALIT	emalliertes Glas / verre émaillé / enameled glass
SERALIT	siebbedrucktes Glas / verre sérigraphié / screen printed glass
PICTUREIT	Digitaldruck / impression digitale / digital printing
PARSOL	eingefärbtes Glas / verre teinté dans la masse / body tinted glass
SATINOVO	mattiertes Glas / verre maté / matt glass
DECOR	Ornamentglas / verre imprimé / patterned glass
PROTECT	Sicherheitsglas / verre de sécurité résistant l'attaque manuelle / safety glass (EN 356 P1A-P5A)
VETROGARD	Sicherheitsglas / verre de sécurité résistant l'attaque manuelle / safety glass (EN 356 P6B)

**Brandschutzglas**  
**Schüco**

**Verre coupe-feu**  
**Schüco**

**Fire resistant glass**  
**Schüco**

Glastyp Type de verre Glass type	Stärke Épaisseur Thickness	Max. Glasabmessungen Hochformat Max. dimensions de verre Format Portrait Max. glass dimensions Portrait		Max. Glasabmessungen Querformat Max. dimensions de verre Format Paysage Max. glass dimensions Landscape		Max. Zwischenabmessungen Dimensions intermédiaires max. Max. intermediate dimensions	
		Kantenlänge Longueur d'arête Edge length (BxH)	Fläche Surface Area	Kantenlänge Longueur d'arête Edge length (BxH)	Fläche Surface Area	Kantenlänge Longueur d'arête Edge length (BxH)	Fläche Surface Area
SchücoFlam 30 C*	≤ 70 mm	1500 x 3356 mm	5.03 m <sup>2</sup>	3270 x 1500 mm	4.91 m <sup>2</sup>	3270 x 3356 mm	4.97 m <sup>2</sup>
SchücoFlam 30 ISO-C*							
SchücoFlam 30 ISO-3 C*							

max. Anzahl der VSG-Folien\*: 8x0.38 mm

\* Die Schichten können an jeder Position in der Gegenscheibe sein.

Alternative Formen: Von den rechtwinkligen Glasabmessungen abweichende Formen sind zulässig, sofern die Form innerhalb der max. Fläche der oben erwähnten Abmessungen liegt und die weiteren Bedingungen gemäss Klassifizierungsbericht eingehalten werden.

Nombre max. de feuilles VSG\*: 8x0.38 mm

\* Les couches peuvent se trouver à toutes les positions dans le verre.

Formes alternatives:

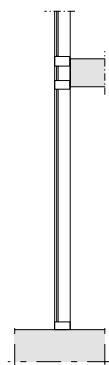
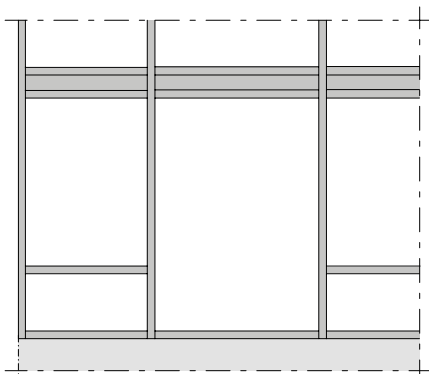

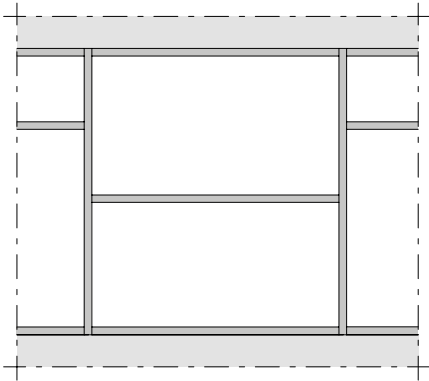

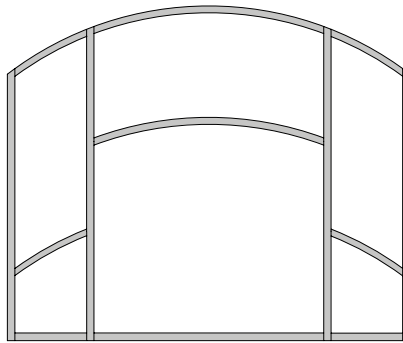
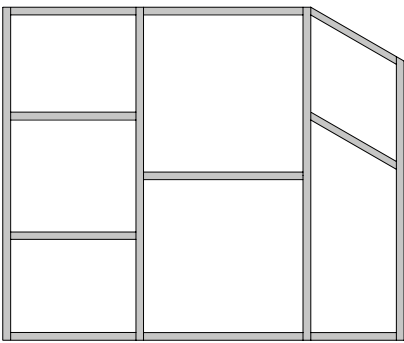
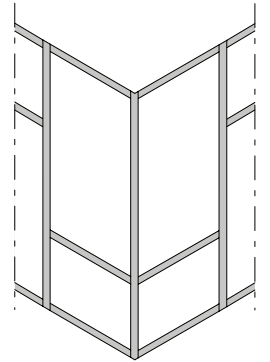
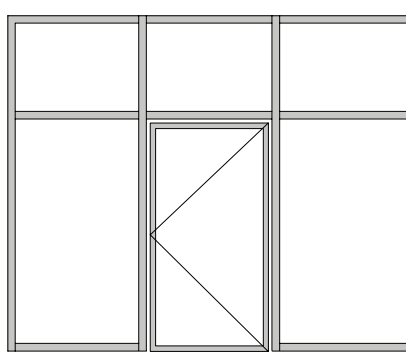

les formes différentes des dimensions rectangulaires sont admissibles si elles se trouvent dans la plage maximale des dimensions indiquées plus haut et si les autres conditions définies par le rapport de classement sont remplies.

Max. number of LSG foils\*: 8x0.38 mm

\* The layers can be at any position in the glass.

Alternative shapes:

Shapes which deviate from the rectangular glass dimensions are permissible provided that the shape is within the maximum area of the abovementioned dimensions and the other conditions of the classification report are met.



## Jansen Docu Center

Die Plattform zum effizienten Arbeiten mit Jansen Dokumentationen. Im Jansen Docu Center stehen alle Produktinformationen jederzeit digital in der aktuellsten Version zur Verfügung: von Architekten-Informationen über Bestell- und Fertigungskatalogen bis hin zu Anleitungen und Prospekten sowie Videos.

Die Inhalte können einfach und schnell aufgerufen werden. Ein für den Anwender komfortables papierloses Arbeiten, das zahlreiche Vorteile bietet.

## Jansen Docu Center

La plate-forme pour travailler efficacement avec les documentations Jansen. Le Jansen Docu Center met à votre disposition les informations sur les produits, en format numérique et dans une version actualisée: des catalogues de commande et de fabrication aux instructions et prospectus, en passant par les informations destinées aux architectes et vidéos.

Les contenus sont facilement et rapidement accessibles. Une manière de travailler confortable et offrant de nombreux avantages.

## Jansen Docu Center

The platform for working efficiently with Jansen documentation. The latest version of all the product information is available digitally at any time in the Jansen Docu Center – from order and fabrication manuals to architect information, instructions and brochures and videos.

The content can be retrieved quickly and easily. The user can work conveniently without paper, which has numerous benefits.

## Download CAD Daten

**DXF**

**DWG**

Sie können die Zeichnungen in den Formaten DXF und/oder DWG herunterladen. Klicken Sie auf das entsprechende Icon und der Download erfolgt.

Die Hinweise «Artikelbibliothek/Türbeschläge/Fensterbeschläge» bedeuten, dass Sie mit einem Klick die gesamte Artikelbibliothek des entsprechenden Systems herunterladen (Profile, Beschläge, Glasleisten, Zubehör etc.).

## Info und Beratung

Gerne beraten wir Sie persönlich und stehen Ihnen bei Fragen zur Verfügung. Bitte schreiben Sie uns Ihre Anliegen an: [info@jansen.com](mailto:info@jansen.com)

## Télécharger fichiers DAO

**DXF**

**DWG**

Vous pouvez télécharger les dessins aux formats DXF et/ou DWG. Cliquez sur l'icône correspondante et le téléchargement s'effectuera.

Les indications «Bibliothèque des articles/Ferures de porte/Ferrures de fenêtres» signifie que vous téléchargez la totalité de la bibliothèque des articles du système donné (profilés, ferrures, parclozes, accessoires etc.).

## Info et conseils

Nous vous conseillerons volontiers individuellement et sommes à votre disposition si vous avez des questions à poser. Veuillez nous envoyer votre requête à: [info@jansen.com](mailto:info@jansen.com)

## Download CAD files

**DXF**

**DWG**

You can download the drawings in DXF and/or DWG format. Click on the relevant icon to begin the download.

The items «Article library/Door fittings/Window fittings» means that you download the entire article library for the corresponding system with one click (profiles, fittings, glazing beads, accessories etc.).

## Information and advice

We would be delighted to provide you with advice in person and are available to answer any questions you may have. Please write to us with your queries at: [info@jansen.com](mailto:info@jansen.com)

Profile 50 mm (Masstab 1:3)

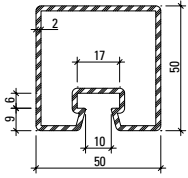
Profils 50 mm (échelle 1:3)

Profiles 50 mm (scale 1:3)

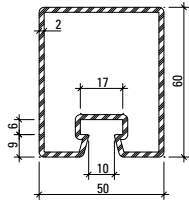
VISS Fire EI30 Fassade/Trennwand

VISS Fire EI30 façade/cloison

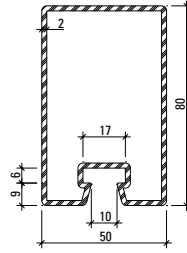
VISS Fire EI30 façade/partition wall



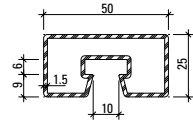
**76.694**  
**76.694 Z**



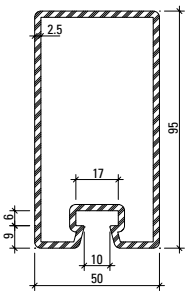
**76.671**  
**76.671 Z**



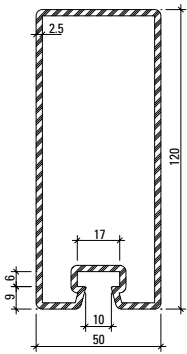
**76.696**  
**76.696 Z**



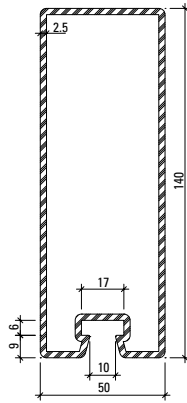
**76.682** 1,2



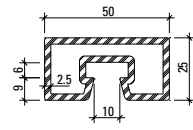
**76.697**  
**76.697 Z**



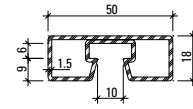
**76.679**  
**76.679 Z**



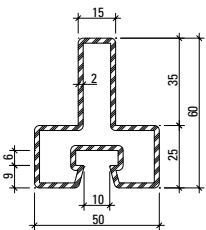
**76.666**  
**76.666 Z**



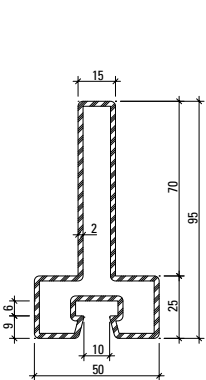
**76.680** 1,2



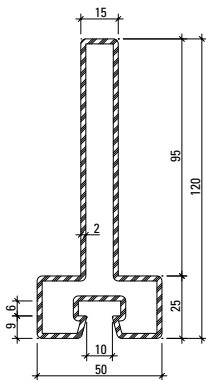
**76.692** 1,2



**76.114**



**76.115**



**76.116**

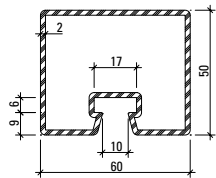
1 Nur zusammengesetzte Profile  
Uniquement profilés assemblés  
Only assembled profiles

2 Nur für Anschlüsse an Janisol  
Uniquement pour raccordements à Janisol  
Only for attachments to Janisol

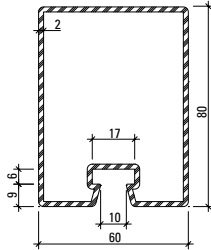
Profil-Nr.	G kg/m	F cm <sup>2</sup>	I <sub>x</sub> cm <sup>4</sup>	W <sub>x</sub> cm <sup>3</sup>	I <sub>y</sub> cm <sup>4</sup>	W <sub>y</sub> cm <sup>3</sup>	U m <sup>2</sup> /m	L mm
<b>76.666</b>	7,910	10,1	241,3	32,3	43,7	17,5	0,412	6500
<b>76.671</b>	3,860	4,9	23,3	7,2	17,3	6,9	0,260	6500
<b>76.679</b>	7,120	9,1	162,2	25,2	37,9	15,2	0,373	6500
<b>76.680</b>	3,390	4,3	3,2	2,4	11,1	4,4	0,182	6100
<b>76.682</b>	2,120	2,7	2,2	1,7	7,2	2,9	0,190	6000
<b>76.692</b>	1,900	2,5	0,9	1,0	5,9	2,4	0,176	6000
<b>76.694</b>	3,500	4,5	14,7	5,6	15,0	6,0	0,240	6500
<b>76.696</b>	4,450	5,7	47,6	11,1	21,9	8,8	0,300	6500
<b>76.697</b>	6,100	7,9	90,2	17,6	31,0	12,4	0,330	6500
<b>76.114</b>	3,820	4,9	15,4	4,1	9,8	3,9	0,251	6000
<b>76.115</b>	4,920	6,3	54,8	9,3	10,4	4,2	0,321	6000
<b>76.116</b>	5,710	7,3	105,0	14,3	10,8	4,3	0,371	6000

**Profile 60 mm (Massstab 1:3)**  
**Profils 60 mm (échelle 1:3)**  
**Profiles 60 mm (scale 1:3)**

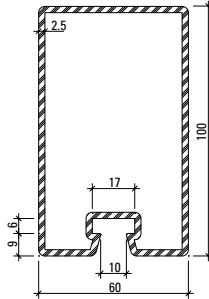
VISS Fire EI30 Fassade/Trennwand  
 VISS Fire EI30 façade/cloison  
 VISS Fire EI30 façade/partition wall



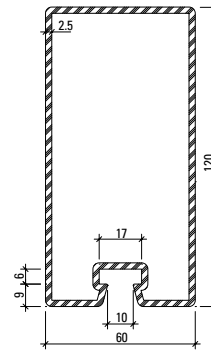
**76.695**  
**76.695 Z**



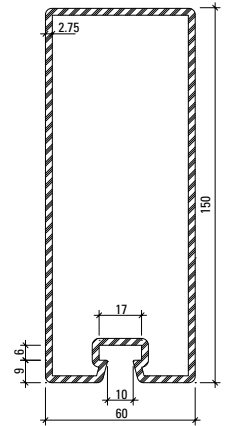
**76.678**  
**76.678 Z**



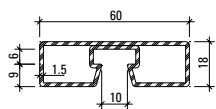
**76.684**  
**76.684 Z**



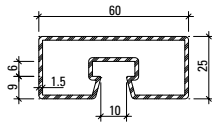
**76.698**  
**76.698 Z**



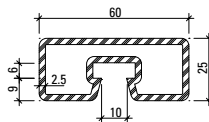
**76.667**  
**76.667 Z**



**76.693** <sup>1,2</sup>



**76.683** <sup>1,2</sup>



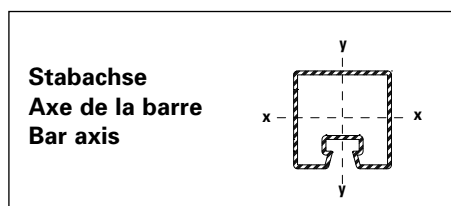
**76.681** <sup>1</sup>

1 Nur zusammengesetzte Profile  
 Uniquement profilés assemblés  
 Only assembled profiles

2 Nur für Anschlüsse an Janisol  
 Uniquement pour raccordements à Janisol  
 Only for attachments to Janisol

Artikelbibliothek  
 Bibliothèque des articles  
 Article library

**DXF** **DWG**



Profil-Nr.	G kg/m	F cm <sup>2</sup>	I <sub>x</sub> cm <sup>4</sup>	W <sub>x</sub> cm <sup>3</sup>	I <sub>y</sub> cm <sup>4</sup>	W <sub>y</sub> cm <sup>3</sup>	U m <sup>2</sup> /m	L mm
<b>76.667</b>	9,530	12,1	342,8	43,0	75,1	25,0	0,452	6500
<b>76.678</b>	4,800	6,1	53,9	12,6	32,8	11,0	0,320	6500
<b>76.681</b>	3,790	4,8	3,8	2,9	17,3	5,8	0,202	6100
<b>76.683</b>	2,360	3,0	2,6	2,0	11,1	3,7	0,210	6000
<b>76.684</b>	6,730	8,6	114,1	21,3	48,3	16,1	0,352	6500
<b>76.693</b>	2,140	2,8	1,3	1,3	9,3	3,1	0,196	6000
<b>76.695</b>	3,800	4,9	17,2	6,5	22,9	7,6	0,260	6500
<b>76.698</b>	7,500	9,7	179,6	28,0	56,6	18,9	0,400	6500



Profile 60 mm (Massstab 1:3)

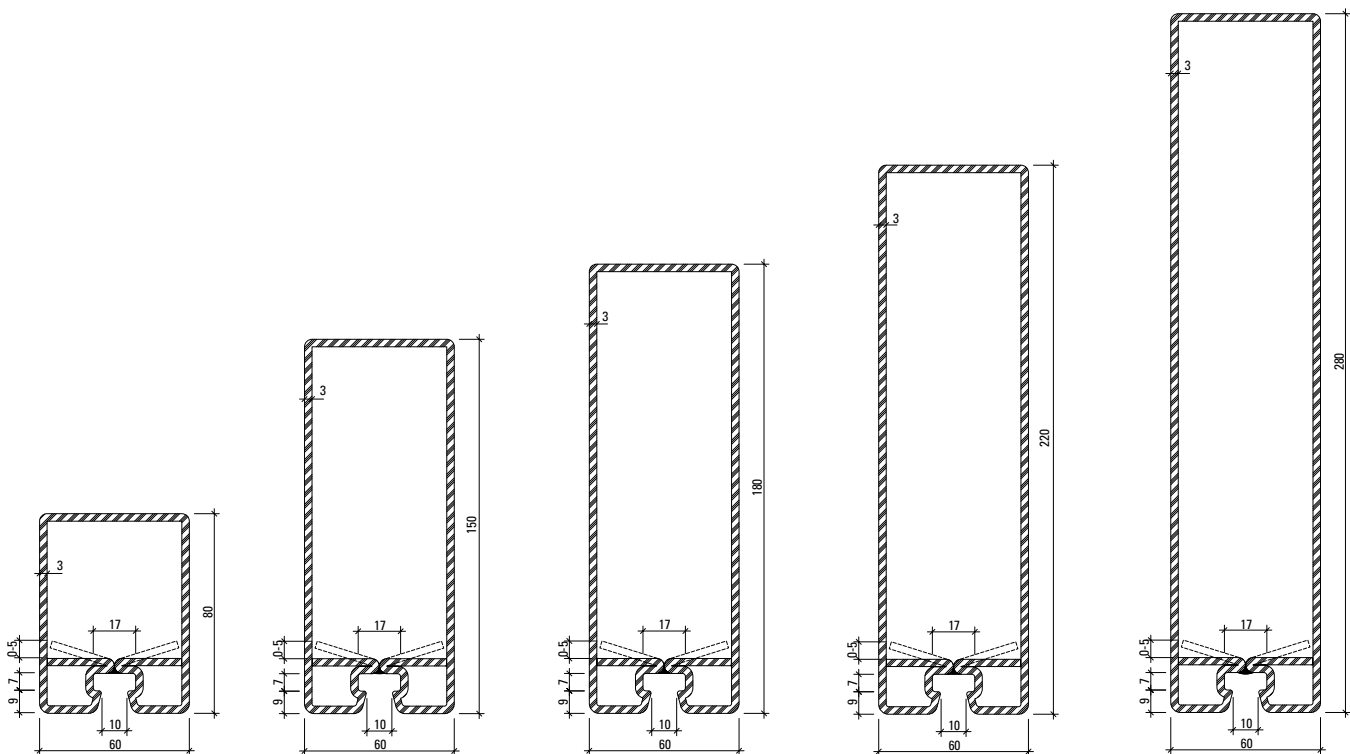
Profils 60 mm (échelle 1:3)

Profiles 60 mm (scale 1:3)

VISS Fire EI30 Fassade/Trennwand

VISS Fire EI30 façade/cloison

VISS Fire EI30 façade/partition wall



76.143 Z

76.144 Z

76.140 Z

76.141 Z

76.142 Z

Aufgrund von Fertigungstoleranzen kann die Lage des Rückbogens von 0 bis 5 mm variieren.

En raison des tolérances de fabrication, la position du segment coulé peut varier de 0 à 5 mm.

Due to fabrication tolerances, the position of the rear arch may vary between 0 and 5 mm.

#### Oberfläche/Werkstoff

Artikel-Nr.

**ohne Zusatz** = blank

**mit Z** = bandverzinkter Stahl

#### Surface/Matériau

No. d'article

**sans supplément** = brut

**avec Z** = bandes d'acier zinguées

#### Surface/Material

Part no.

**without addition** = bright

**with Z** = galvanised strip

Artikelbibliothek  
Bibliothèque des articles  
Article library

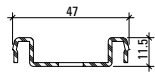
DXF

DWG

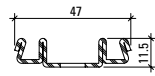
Profil-Nr.	G kg/m	F cm <sup>2</sup>	I <sub>x</sub> cm <sup>4</sup>	W <sub>x</sub> cm <sup>3</sup>	I <sub>y</sub> cm <sup>4</sup>	W <sub>y</sub> cm <sup>3</sup>	U m <sup>2</sup> /m	L mm
<b>76.140 Z</b>	12,946	16,47	649,2	64,3	100,0	33,2	0,516	8000
<b>76.141 Z</b>	14,833	18,87	1090,2	89,1	119,1	39,7	0,596	8000
<b>76.142 Z</b>	17,662	22,5	2041,7	132,7	148,4	49,5	0,716	10000
<b>76.143 Z</b>	8,340	10,62	80,4	17,9	50,8	16,9	0,316	6500
<b>76.144 Z</b>	11,630	14,82	406,0	47,9	85,0	28,3	0,456	6500

**Deckprofile 50 mm (Masstab 1:3)**  
**Profils de recouvrement 50 mm (échelle 1:3)**  
**Cover sections 50 mm (scale 1:3)**

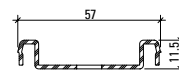
VISS Fire EI30 Fassade/Trennwand  
 VISS Fire EI30 façade/cloison  
 VISS Fire EI30 façade/partition wall



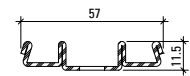
**400.800 Z**  
**400.800 (AISI 304)**



**400.801 Z**



**400.802 Z**  
**400.802 (AISI 304)**



**400.803 Z**

Profil-Nr.	G kg/m	L mm
<b>400.800</b>	0,940	6000
<b>400.800 Z</b>	0,935	6000
<b>400.801 Z</b>	1,210	6000

Profil-Nr.	G kg/m	L mm
<b>400.802</b>	1,065	6000
<b>400.802 Z</b>	1,060	6000
<b>400.803 Z</b>	1,319	6000

**Edelstahl Deckprofile**  
**Pfosten**

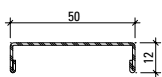
**Profils de recouvrement acier Inox**  
**Montant**

**Stainless steel cover sections**  
**Mullion**

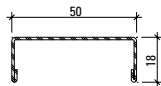
Werkstoff 1.4301 (AISI 304)  
 geschliffen, Korn 220/240,  
 mit Schutzfolie

Qualité 1.4301 (AISI 304)  
 brossé, grain 220/240,  
 avec feuille de protection

Material 1.4301 (AISI 304)  
 polished, grain 220/240,  
 with protective film



**400.860**



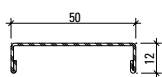
**400.861**



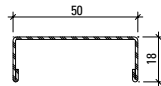
Werkstoff 1.4401 (AISI 316)  
 geschliffen, Korn 220/240,  
 mit Schutzfolie

Qualité 1.4401 (AISI 316)  
 brossé, grain 220/240,  
 avec feuille de protection

Material 1.4401 (AISI 316)  
 polished, grain 220/240,  
 with protective film



**400.862**



**400.863**



Profil-Nr.	G kg/m	L mm
<b>400.860</b>	0,644	6000
<b>400.861</b>	0,734	6000

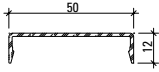
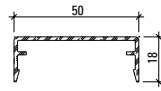
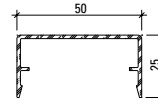
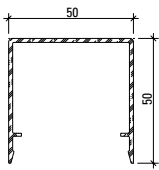
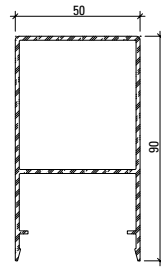
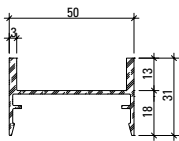
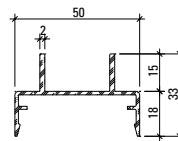
Profil-Nr.	G kg/m	L mm
<b>400.862</b>	0,652	6000
<b>400.863</b>	0,744	6000

**Deckprofile 50 mm (Massstab 1:3)****Profils de recouvrement 50 mm (échelle 1:3)****Cover sections 50 mm (scale 1:3)**

VISS Fire EI30 Fassade/Trennwand

VISS Fire EI30 façade/cloison

VISS Fire EI30 façade/partition wall

**407.860****407.861****407.862****407.863****407.864****407.900****407.911**

Profil-Nr.	G kg/m	U m <sup>2</sup> /m	P m <sup>2</sup> /m	L mm
<b>407.860</b>	0,266	0,147	0,072	6000
<b>407.861</b>	0,341	0,185	0,084	6000
<b>407.862</b>	0,394	0,213	0,098	6000

Profil-Nr.	G kg/m	U m <sup>2</sup> /m	P m <sup>2</sup> /m	L mm
<b>407.863</b>	0,660	0,313	0,148	6000
<b>407.864</b>	1,344	0,360	0,228	6000
<b>407.900</b>	0,556	0,240	0,138	6000
<b>407.911</b>	0,510	0,245	0,146	6000

**Werkstoff**

Aluminium EN AW 6060 T66 roh, leicht eingeölt

**Matériau**

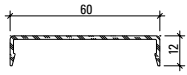
Aluminium EN AW 6060 T66 brut, légèrement huilé

**Material**

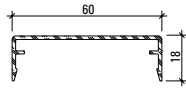
Aluminium EN AW 6060 T66 mill finish, slightly oiled

**Deckprofile 60 mm (Masstab 1:3)**  
**Profils de recouvrement 60 mm (échelle 1:3)**  
**Cover sections 60 mm (scale 1:3)**

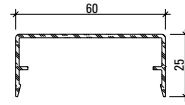
VISS Fire EI30 Fassade/Trennwand  
 VISS Fire EI30 façade/cloison  
 VISS Fire EI30 façade/partition wall



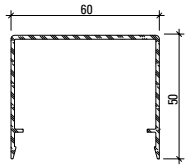
**407.865**



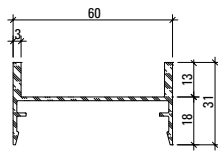
**407.866**



**407.867**



**407.868**



**407.901**

Profil-Nr.	G kg/m	U m <sup>2</sup> /m	P m <sup>2</sup> /m	L mm
<b>407.802</b>	0,558	0,190		6000
<b>407.865</b>	0,304	0,167	0,082	6000
<b>407.866</b>	0,379	0,205	0,094	6000
<b>407.867</b>	0,432	0,223	0,108	6000

Profil-Nr.	G kg/m	U m <sup>2</sup> /m	P m <sup>2</sup> /m	L mm
<b>407.868</b>	0,750	0,330	0,160	6000
<b>407.901</b>	0,590	0,255	0,148	6000

**Werkstoff**

Aluminium EN AW 6060 T66 roh, leicht eingeölt

**Matériau**

Aluminium EN AW 6060 T66 brut, légèrement huilé

**Material**

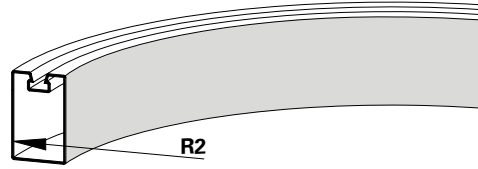
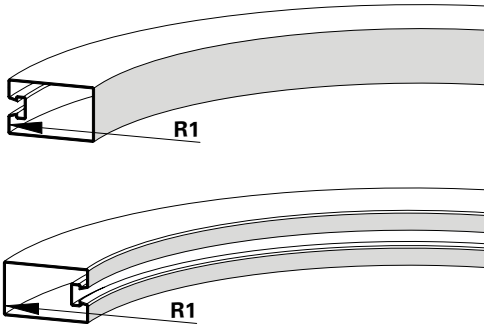
Aluminium EN AW 6060 T66 mill finish, slightly oiled

Artikelbibliothek  
 Bibliothèque des articles  
 Article library

**DXF** **DWG**

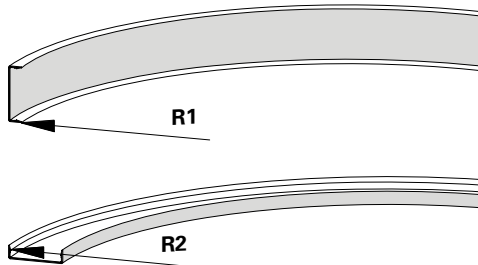
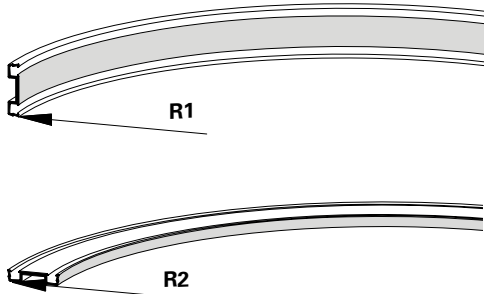
**Biegeradien**  
**Travaux de cintrage**  
**Bending data**

VISS Fire EI30 Fassade/Trennwand  
 VISS Fire EI30 façade/cloison  
 VISS Fire EI30 façade/partition wall



Profil Profilé Profile	R1 mm	R2 mm
76.666	3000	1000
76.667	3800	2000
76.671	1000	1000
76.678	2000	1100
76.679	2600	1000
76.684	2200	1300
76.694	700	700
76.695	1300	1000
76.696	2000	800
76.697	2200	900
76.698	2500	2500

Profil Profilé Profile	R1 mm	R2 mm
76.680	500	500
76.681	500	500
76.683	700	750
76.692	600	
76.693	600	



Profil Profilé Profile	R1 mm	R2 mm
400.800	800	1500
400.800 Z	800	1200
400.801 Z	800	1800
400.802	800	1500
400.802 Z	800	1500
400.803 Z	800	1800
407.800	500	1050
407.802	500	1100

Profil Profilé Profile	R1 mm	R2 mm
407.815	500	700
407.860	500	850
407.861	500	950
407.862	700	1250
407.865	500	1250
407.866	700	1300
407.867	700	1300

**Hinweis:**  
 Alle Profile sind auch in verzinkter Ausführung (Z) biegebar.

**Remarque:**  
 Tous les profilés sont également cintrables en exécution galvanisée (Z).

**Note:**  
 All profiles can also be bent into curves in the galvanised finish (Z).

Beim Biegen von engen Radien kann sich die VISS-Nute verjüngen.

La rainure VISS peut s'amincir lors du cintrage pour des rayons serrés.

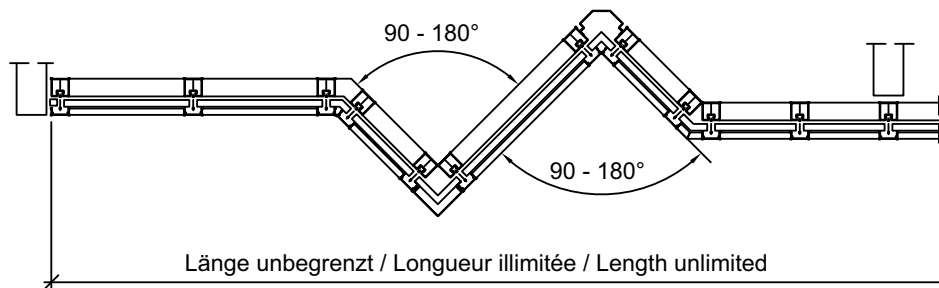
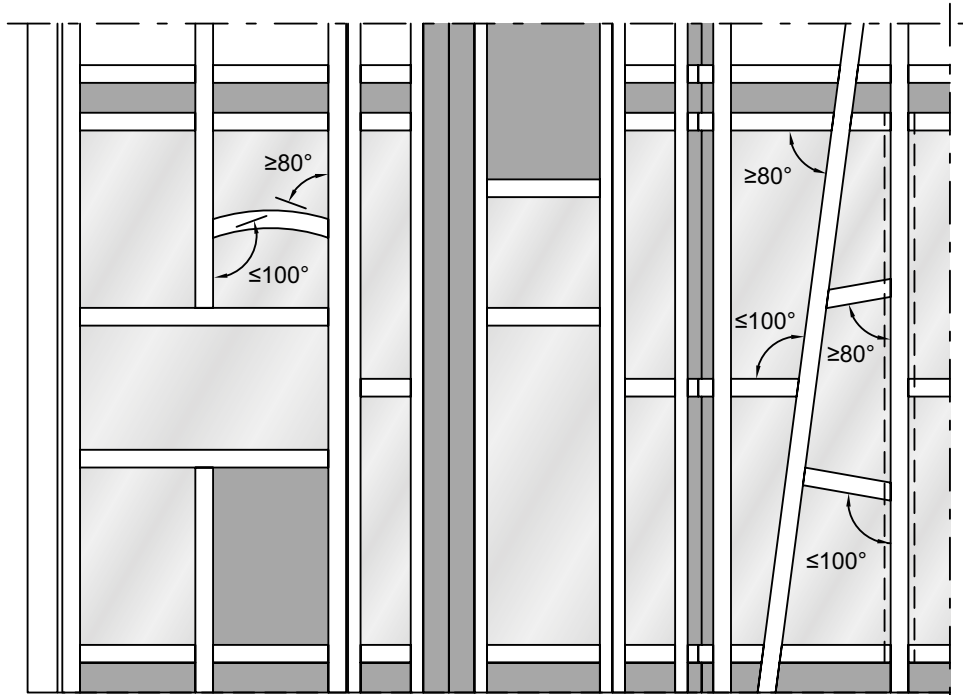
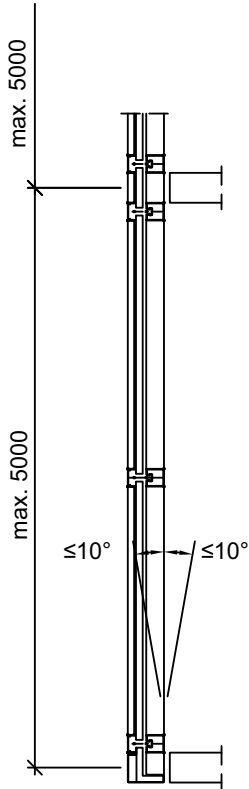
The VISS flute might be tapered down when bending narrow radii.

<b>Vorhangsfassade</b>	<b>Façade de rideau</b>	<b>Curtain wall</b>	<b>22</b>
<b>Verglasungstypen</b>	<b>Types de vitrages</b>	<b>Glazing types</b>	<b>24</b>
<b>Schnittpunkte</b>	<b>Coupe de détails</b>	<b>Section details</b>	<b>26</b>
<b>Konstruktionsdetails</b>	<b>Détails de construction</b>	<b>Construction details</b>	<b>40</b>
<b>Anschlüsse am Bau</b>	<b>Raccords au mur</b>	<b>Attachment to structure</b>	<b>46</b>
<b>Konstruktionsdetails</b>	<b>Détails de construction</b>	<b>Construction details</b>	<b>74</b>
<b>U<sub>cw</sub>-Werte</b>	<b>Valeurs U<sub>cw</sub></b>	<b>U<sub>cw</sub> values</b>	<b>75</b>

Vorhangfassade  
Ansicht von aussen

Façade rideau  
Vue de l'extérieur

Curtain wall  
View from outside



Türeinbau und Abmessungen  
siehe nationale Zulassungen  
und Klassifizierungsbericht  
13-003089-PR01.

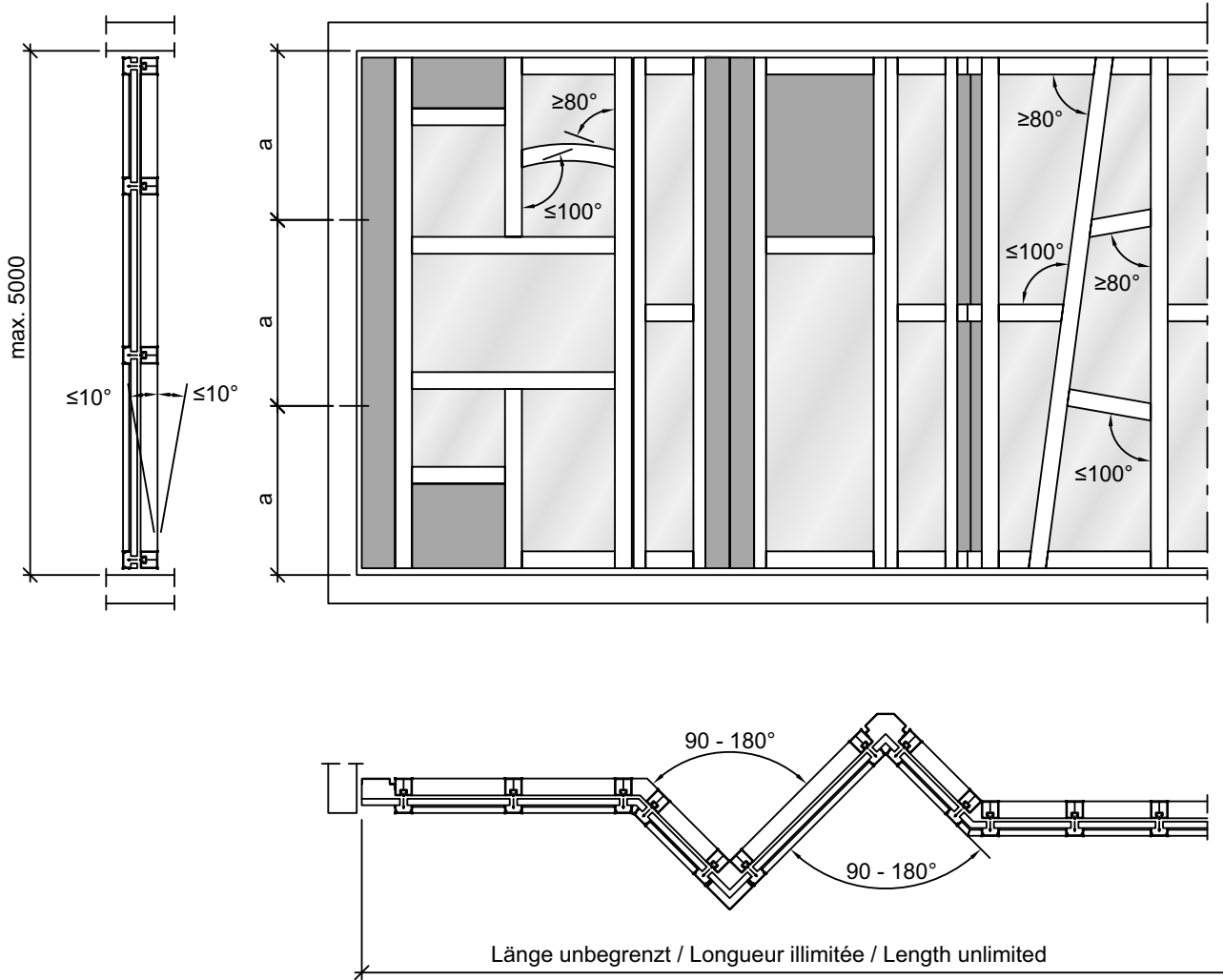
Montage et dimensions de la porte,  
voir les approbations nationales  
et le rapport de classification  
13-003089-PR01.

Door installations and dimensions,  
see national approvals and  
classification report 13-003089-PR01.

Trennwand  
Ansicht von aussen

Cloison  
Vue de l'extérieur

Separation wall  
View from outside



Türeinbau und Abmessungen  
siehe nationale Zulassungen  
und Klassifizierungsbericht  
13-003089-PR01.

Montage et dimensions de la porte,  
voir les approbations nationales  
et le rapport de classification  
13-003089-PR01.

Door installations and dimensions,  
see national approvals and  
classification report 13-003089-PR01.

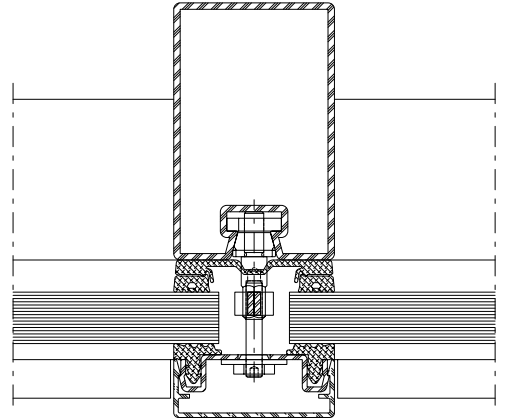
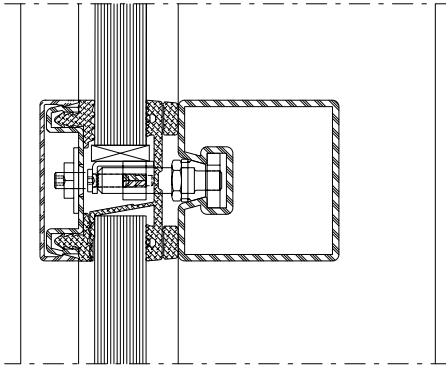


**Verglasungstypen**

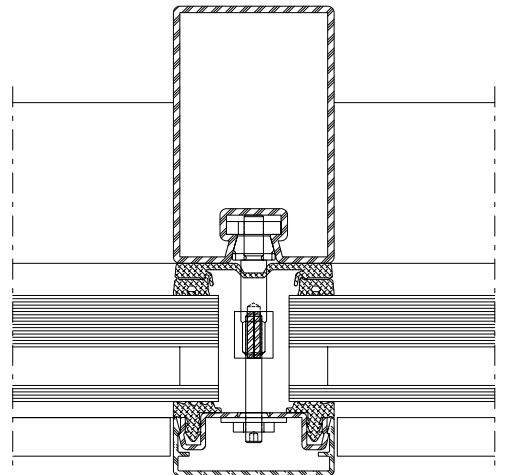
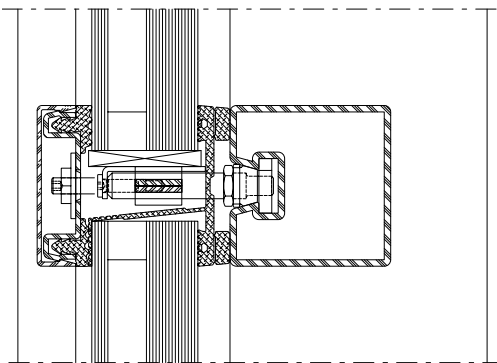
**Types de vitrages**

**Glazing types**

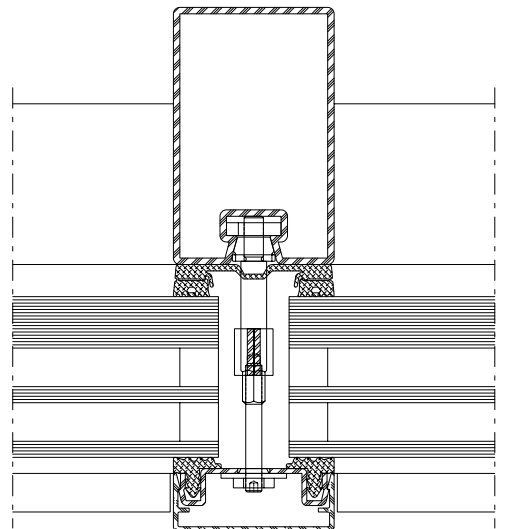
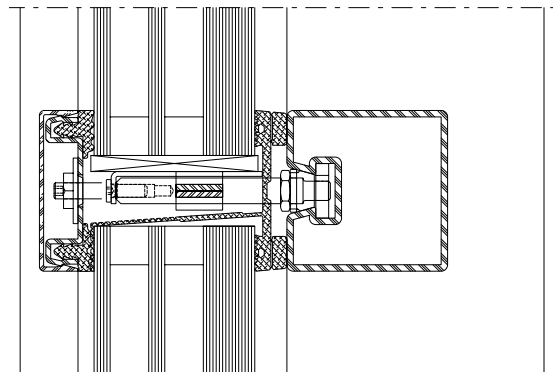
Einfach-Verglasung  
Vitrage simple  
Simple glass



Zweifach-Isolierverglasung  
Double vitrage isolant  
Double glazing



Dreifach-Isolierverglasung  
Triple vitrage isolant  
Triple glazing

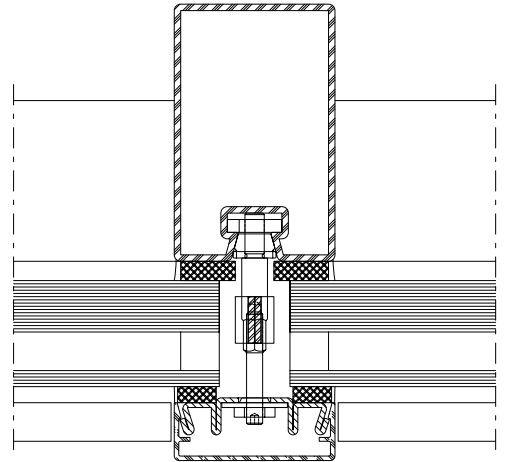
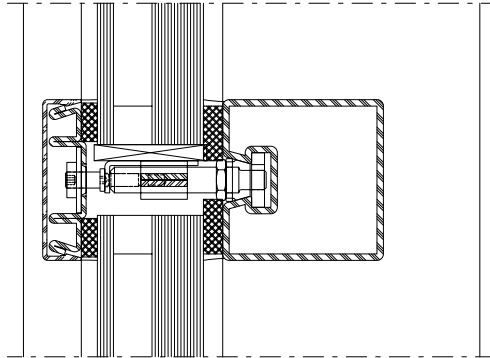


**Verglasungstypen VISS DV**  
**(nur Innenanwendung)**

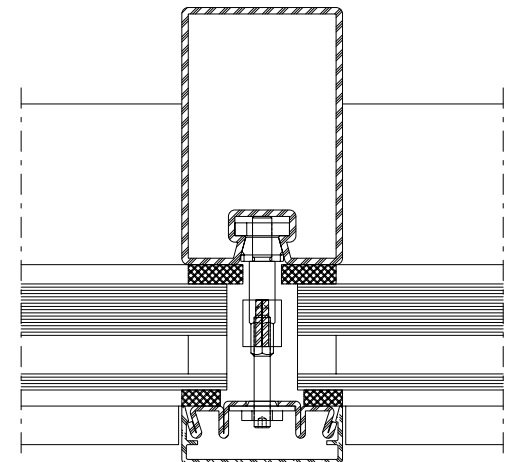
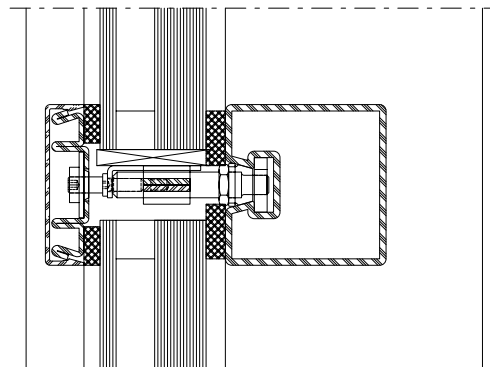
**Types de vitrages VISS DV**  
**(uniquement application intérieure)**

**Glazing types**  
**(internal use only)**

Nassverglasung mit Silikon  
Vitrage avec silicone  
Wet glazing with silicone



Nassverglasung ohne Silikon  
Vitrage sans silicone  
Wet glazing without silicone



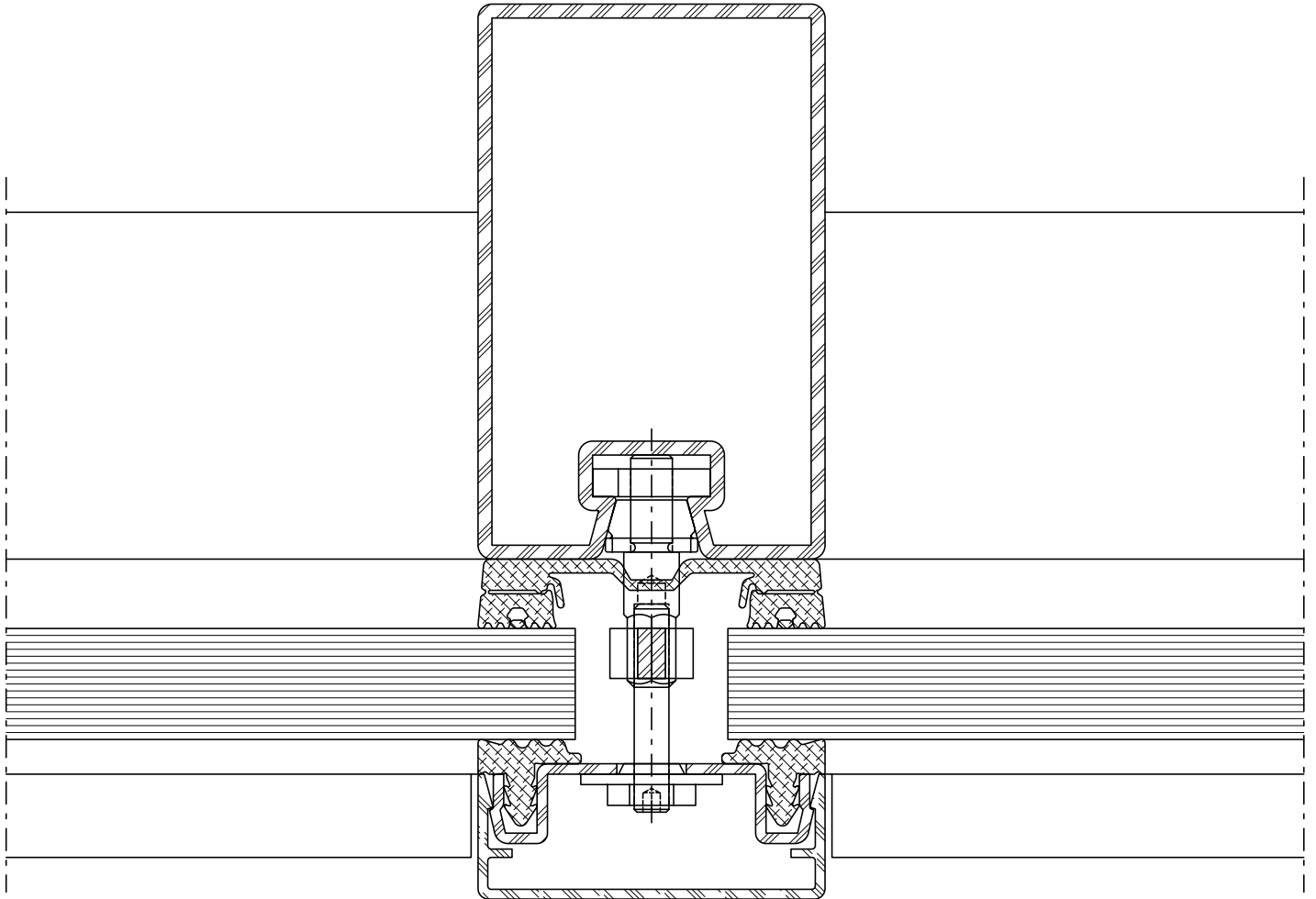
Schnittpunkte im Massstab 1:1  
Coupe de détails à l'échelle 1:1  
Section details on scale 1:1

VISS Fire EI30 Fassade/Trennwand  
VISS Fire EI30 façade/cloison  
VISS Fire EI30 façade/partition wall

Pfosten-Detail  
Ansichtsbreite 50 mm

Détail du montant  
Largeur de face 50 mm

Detail of mullion  
Width 50 mm



DXF

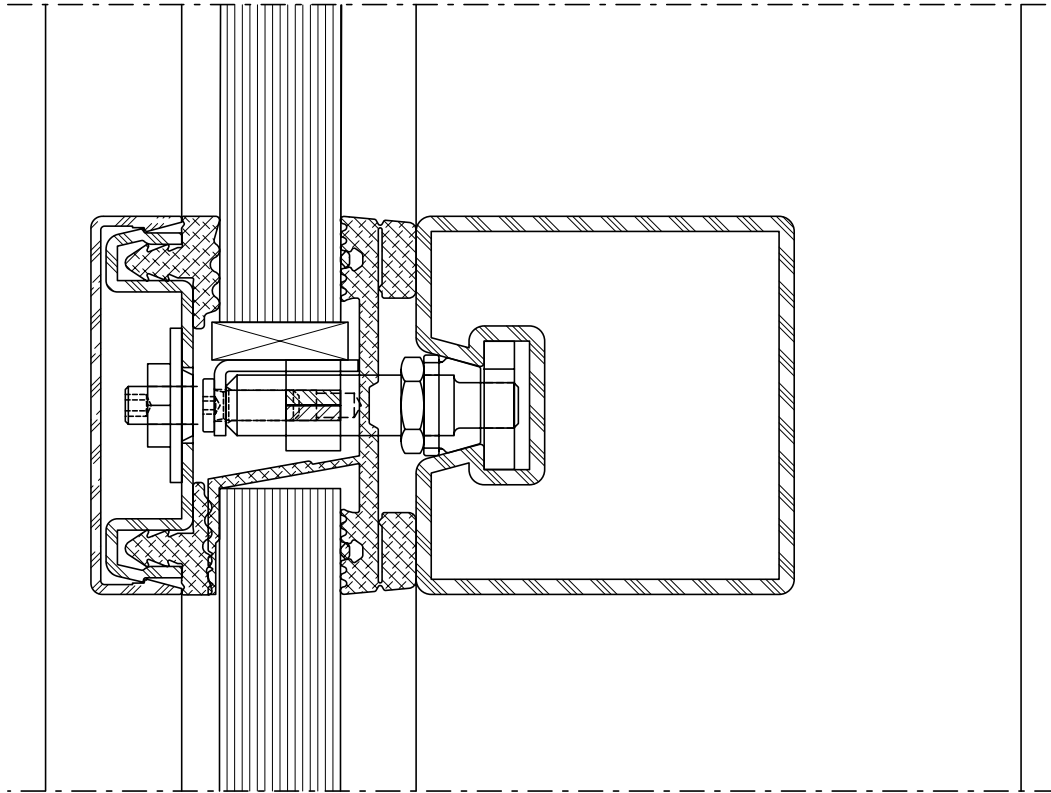
DWG

51-0501-C-002

Riegel-Detail  
Ansichtsbreite 50 mm

Détail de la traverse  
Largeur de face 50 mm

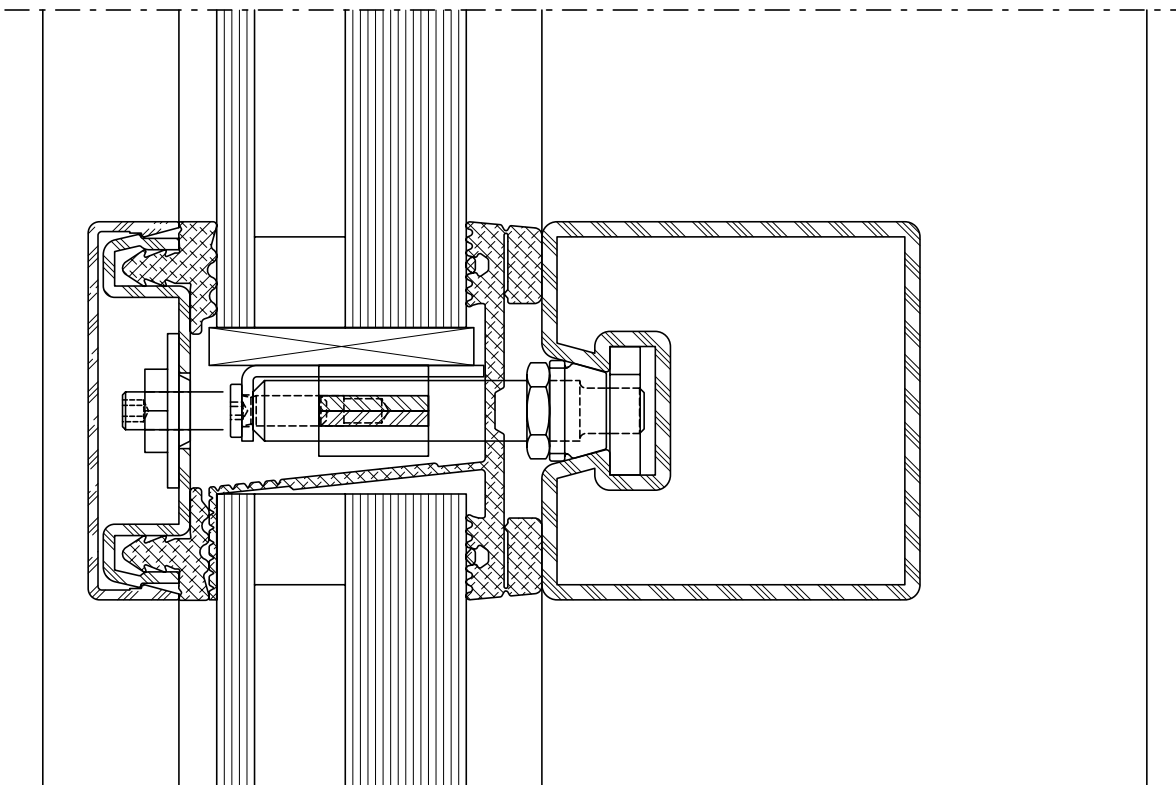
Detail of transom  
Width 50 mm



51-0501-C-001

DWG

DXF



51-0501-C-003

DWG

DXF

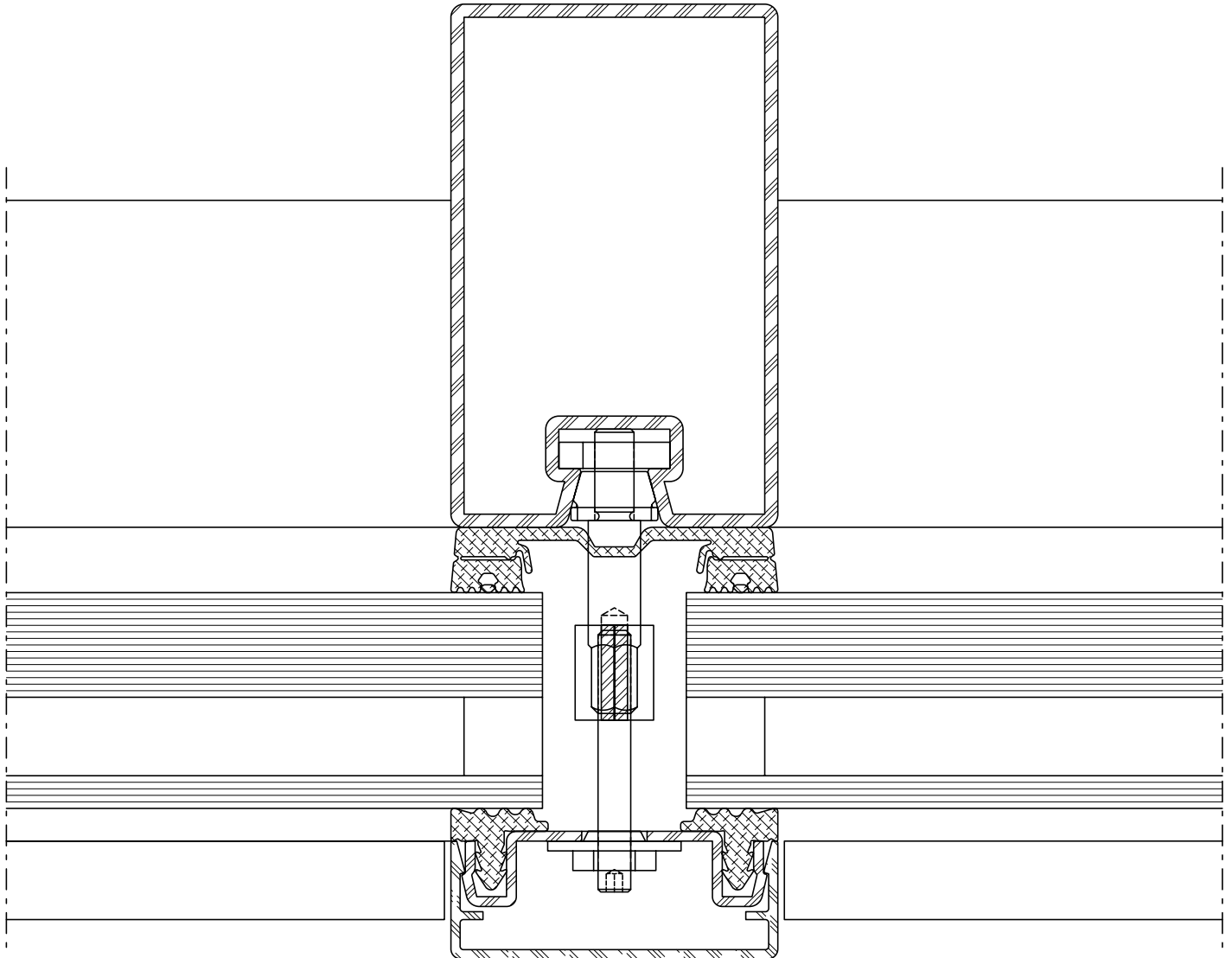
Schnittpunkte im Massstab 1:1  
Coupe de détails à l'échelle 1:1  
Section details on scale 1:1

VISS Fire EI30 Fassade/Trennwand  
VISS Fire EI30 façade/cloison  
VISS Fire EI30 façade/partition wall

Pfosten-Detail  
Ansichtsbreite 50 mm

Détail du montant  
Largeur de face 50 mm

Detail of mullion  
Width 50 mm



DXF

DWG

51-0501-C-004

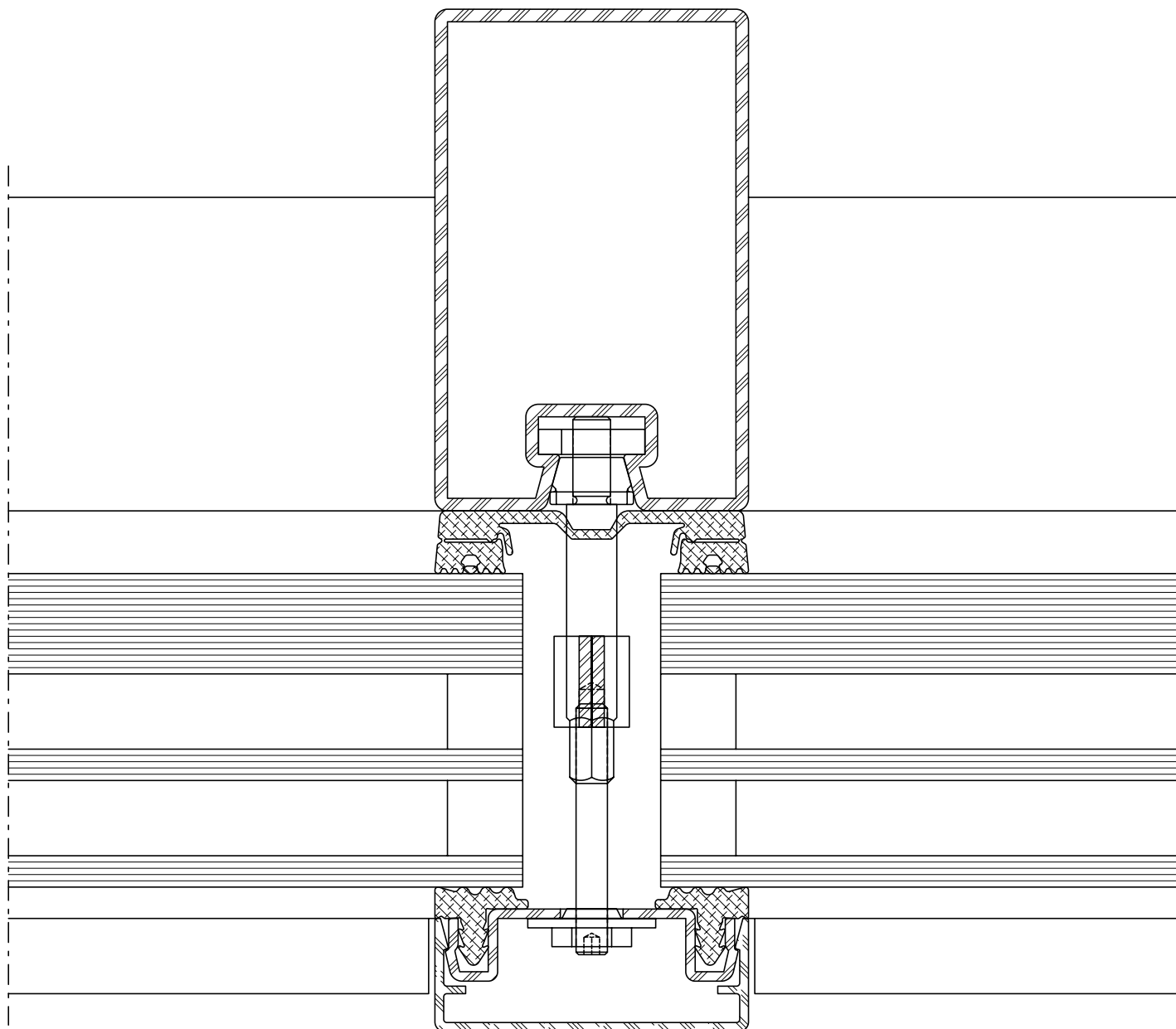
Schnittpunkte im Massstab 1:1  
Coupe de détails à l'échelle 1:1  
Section details on scale 1:1

VISS Fire EI30 Fassade/Trennwand  
VISS Fire EI30 façade/cloison  
VISS Fire EI30 façade/partition wall

Pfosten-Detail  
Ansichtsbreite 50 mm

Détail du montant  
Largeur de face 50 mm

Detail of mullion  
Width 50 mm



DXF

DWG

51-0501-C-006

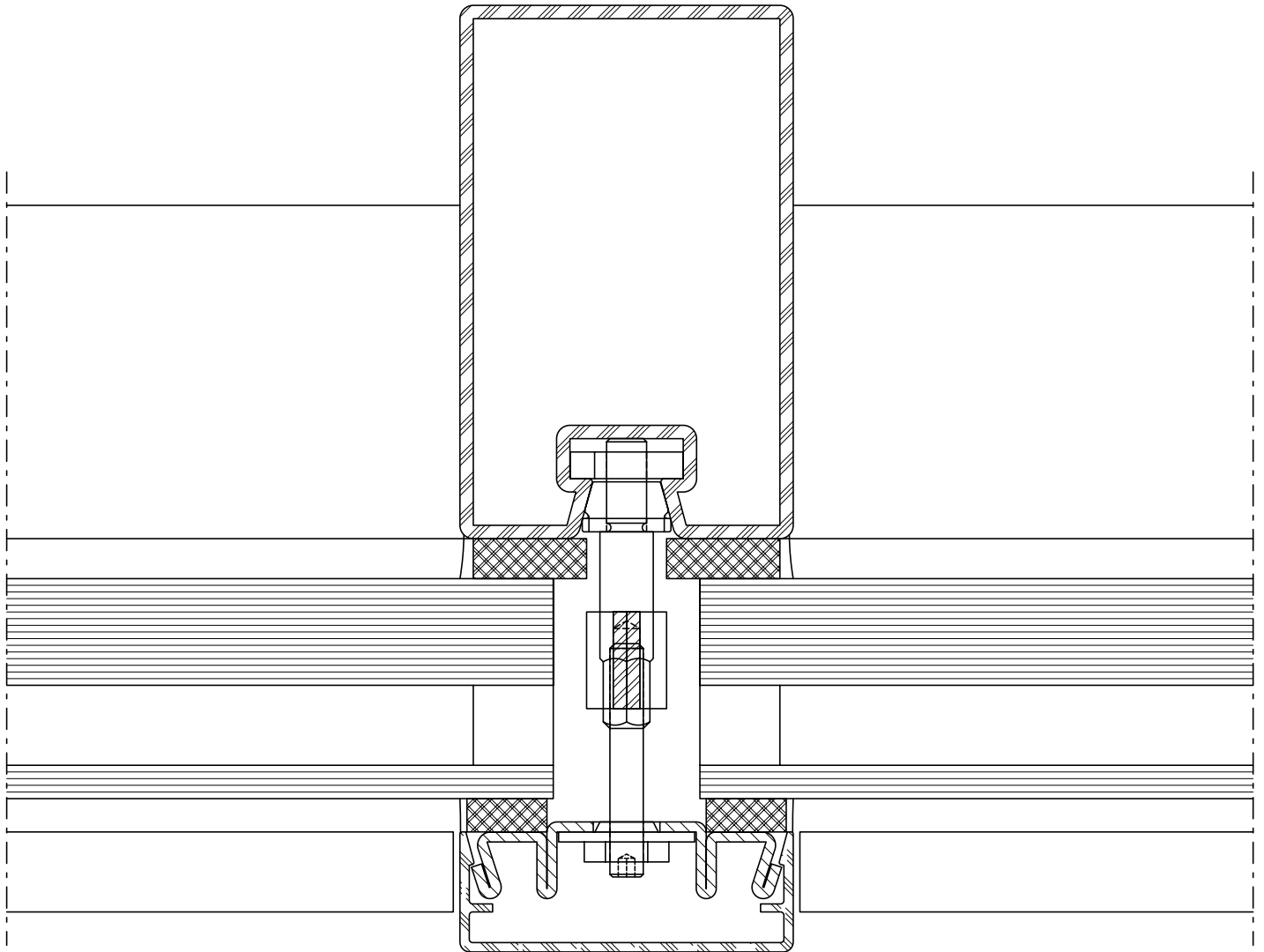
**Schnittpunkte im Massstab 1:1**  
**Coupe de détails à l'échelle 1:1**  
**Section details on scale 1:1**

**VISS Fire EI30 Fassade/Trennwand**  
**VISS Fire EI30 façade/cloison**  
**VISS Fire EI30 façade/partition wall**

**Pfosten-Detail**  
**Ansichtsbreite 50 mm**  
**Trennwandlösung**  
**(nur Innenanwendung)**

**Détail du montant**  
**Largeur de face 50 mm**  
**Solution de cloison (uniquement**  
**application intérieure)**

**Detail of mullion**  
**Width 50 mm**  
**Partition wall solution**  
**(internal use only)**



**DXF**

**DWG**

51-0503-C-002

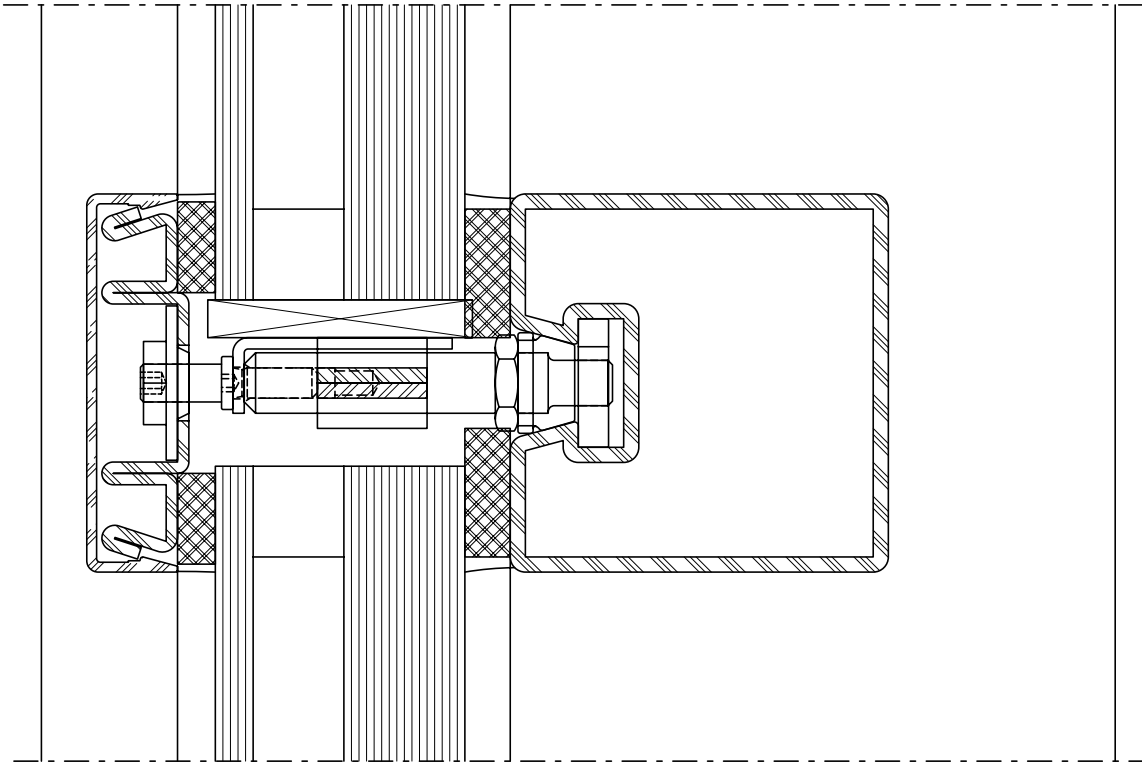
**Schnittpunkte im Massstab 1:2**  
**Coupe de détails à l'échelle 1:2**  
**Section details on scale 1:2**

VISS Fire EI30 Fassade/Trennwand  
VISS Fire EI30 façade/cloison  
VISS Fire EI30 façade/partition wall

**Riegel-Detail**  
**Ansichtsbreite 50 mm**  
**Trennwandlösung**  
**(nur Innenanwendung)**

**Détail de la traverse**  
**Largeur de face 50 mm**  
**Solution de cloison (uniquement**  
**application intérieure)**

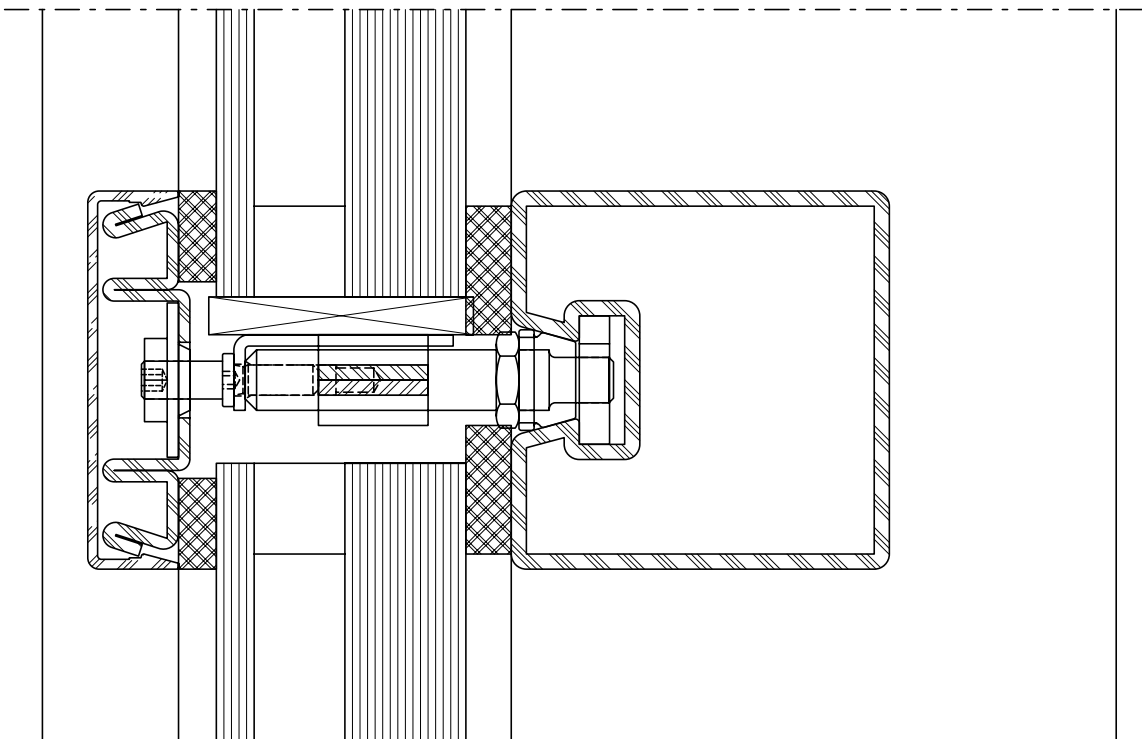
**Detail of transom**  
**Width 50 mm**  
**Partition wall solution**  
**(internal use only)**



51-0503-C-001

DWG

DXF



51-0503-C-003

DWG

DXF



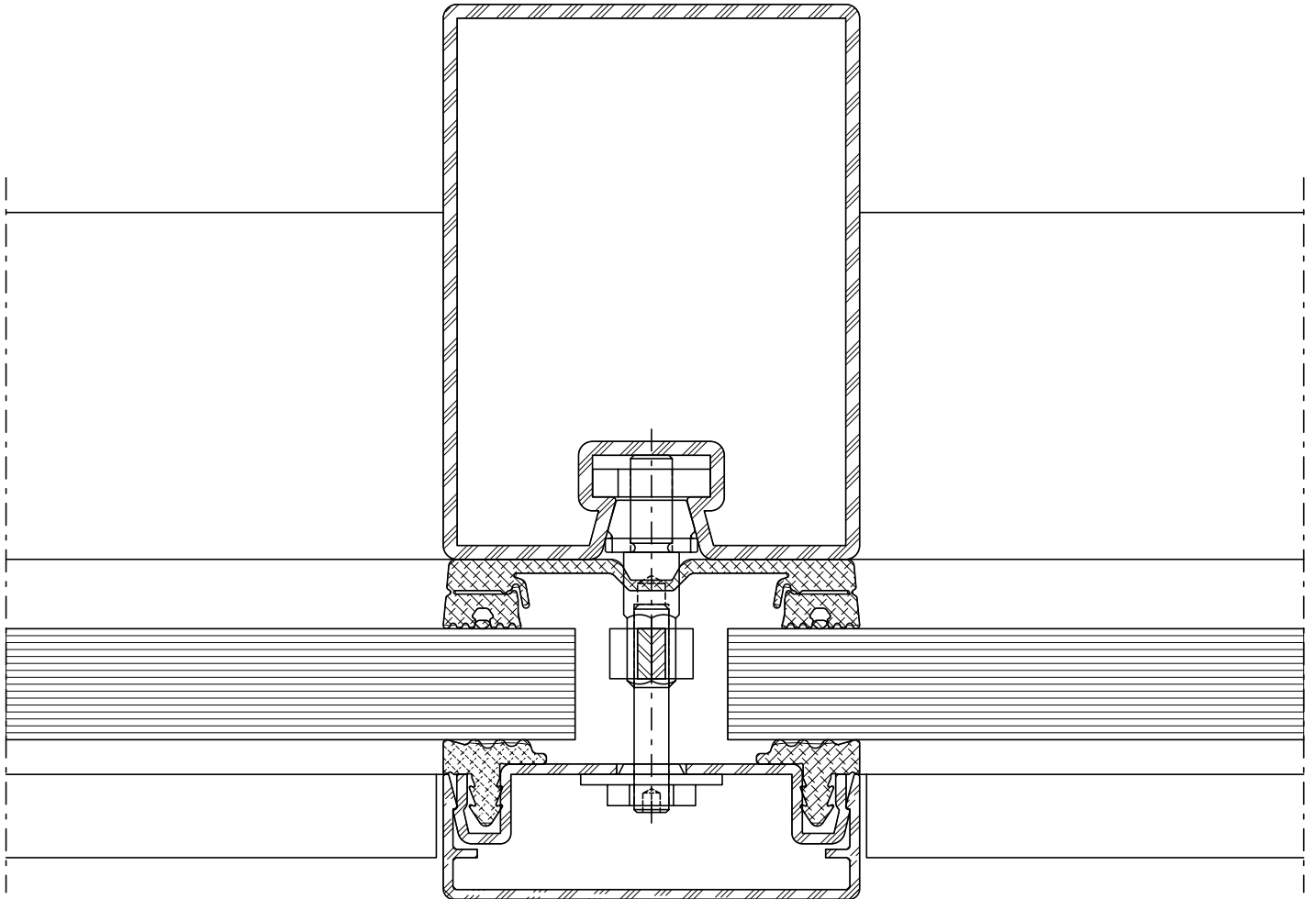
Schnittpunkte im Massstab 1:2  
Coupe de détails à l'échelle 1:2  
Section details on scale 1:2

VISS Fire EI30 Fassade/Trennwand  
VISS Fire EI30 façade/cloison  
VISS Fire EI30 façade/partition wall

Pfosten-Detail  
Ansichtsbreite 60 mm

Détail du montant  
Largeur de face 60 mm

Detail of mullion  
Width 60 mm



DXF

DWG

52-0501-C-002

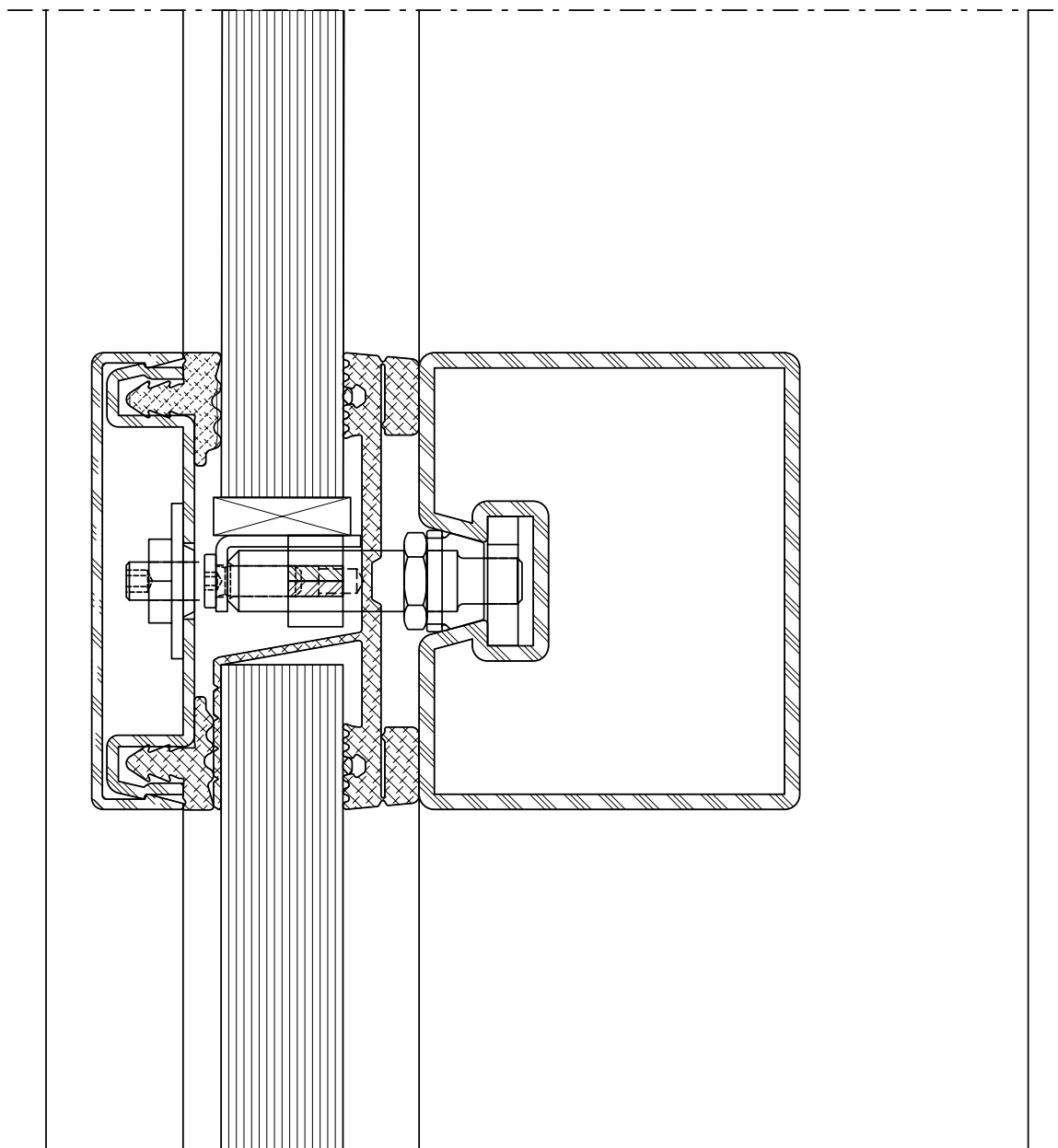
Schnittpunkte im Massstab 1:1  
Coupe de détails à l'échelle 1:1  
Section details on scale 1:1

VISS Fire EI30 Fassade/Trennwand  
VISS Fire EI30 façade/cloison  
VISS Fire EI30 façade/partition wall

Riegel-Detail  
Ansichtsbreite 60 mm

Détail de la traverse  
Largeur de face 60 mm

Detail of transom  
Width 60 mm



52-0501-C-001

DWG

DXF

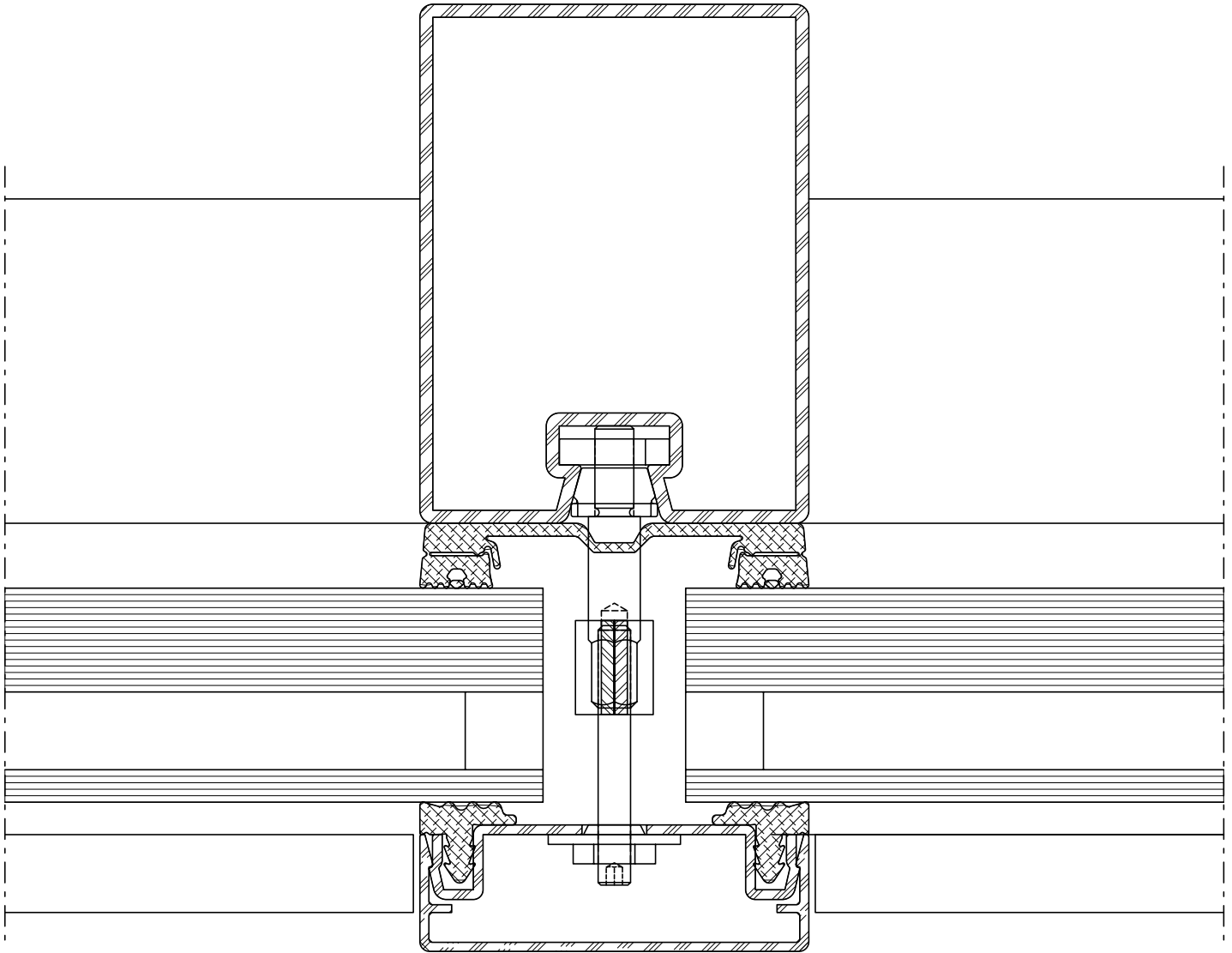
Schnittpunkte im Massstab 1:2  
Coupe de détails à l'échelle 1:2  
Section details on scale 1:2

VISS Fire EI30 Fassade/Trennwand  
VISS Fire EI30 façade/cloison  
VISS Fire EI30 façade/partition wall

Pfosten-Detail  
Ansichtsbreite 60 mm

Détail du montant  
Largeur de face 60 mm

Detail of mullion  
Width 60 mm



DXF

DWG

52-0501-C-004

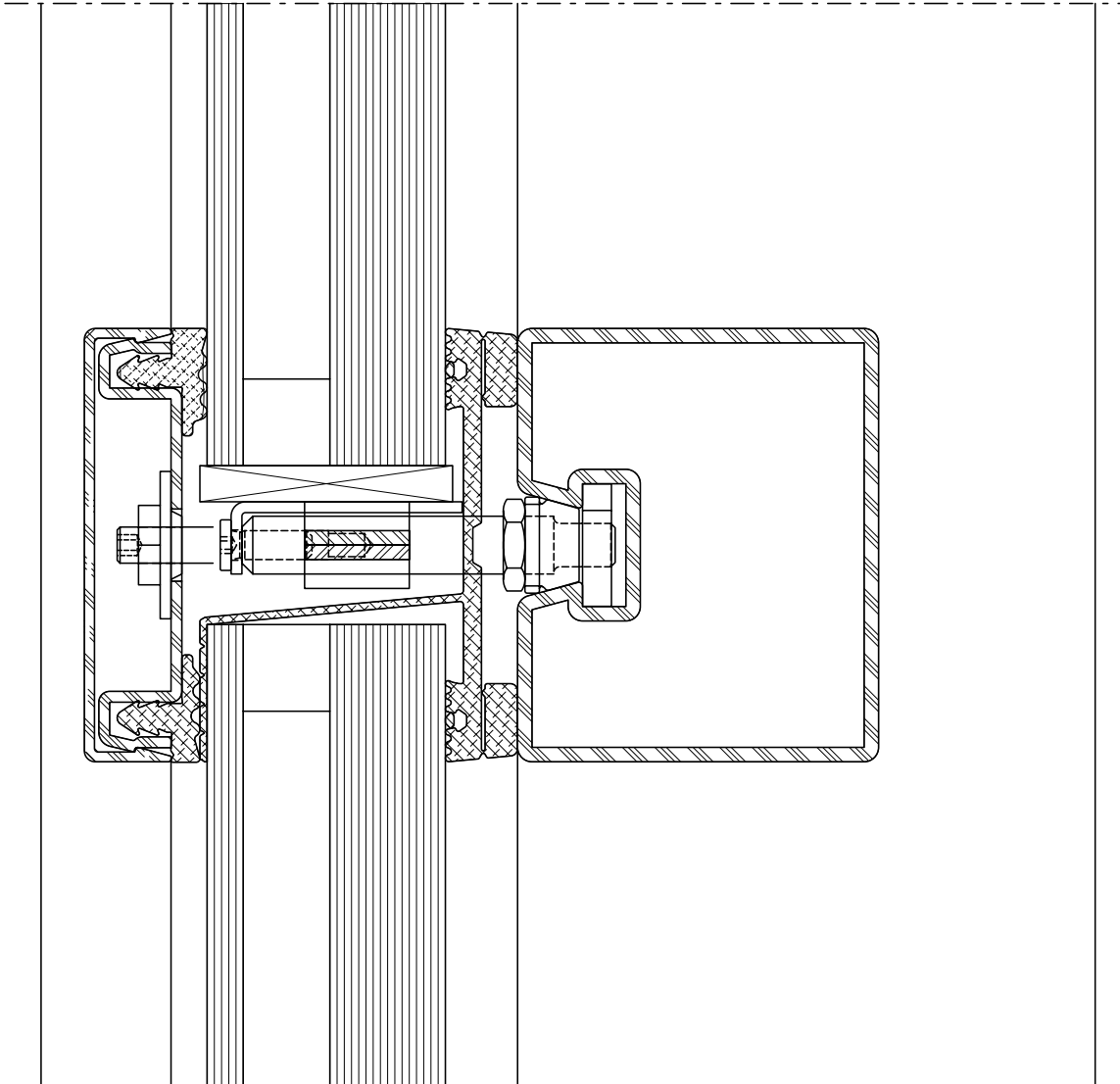
Schnittpunkte im Massstab 1:1  
Coupe de détails à l'échelle 1:1  
Section details on scale 1:1

VISS Fire EI30 Fassade/Trennwand  
VISS Fire EI30 façade/cloison  
VISS Fire EI30 façade/partition wall

Riegel-Detail  
Ansichtsbreite 60 mm

Détail de la traverse  
Largeur de face 60 mm

Detail of transom  
Width 60 mm



52-0501-C-003

DWG

DXF

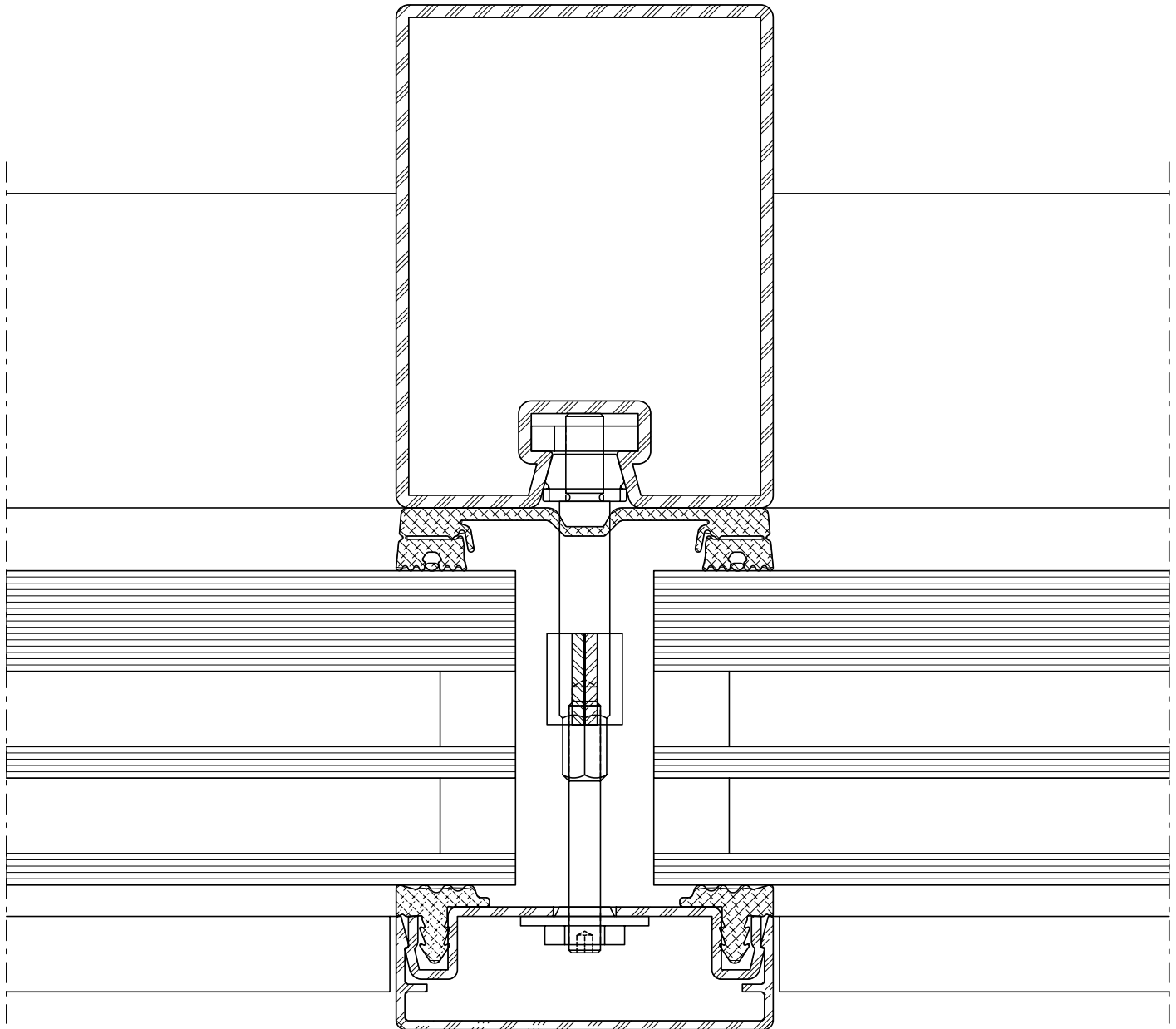
Schnittpunkte im Massstab 1:2  
Coupe de détails à l'échelle 1:2  
Section details on scale 1:2

VISS Fire EI30 Fassade/Trennwand  
VISS Fire EI30 façade/cloison  
VISS Fire EI30 façade/partition wall

Pfosten-Detail  
Ansichtsbreite 60 mm

Détail du montant  
Largeur de face 60 mm

Detail of mullion  
Width 60 mm



DXF

DWG

52-0501-C-006

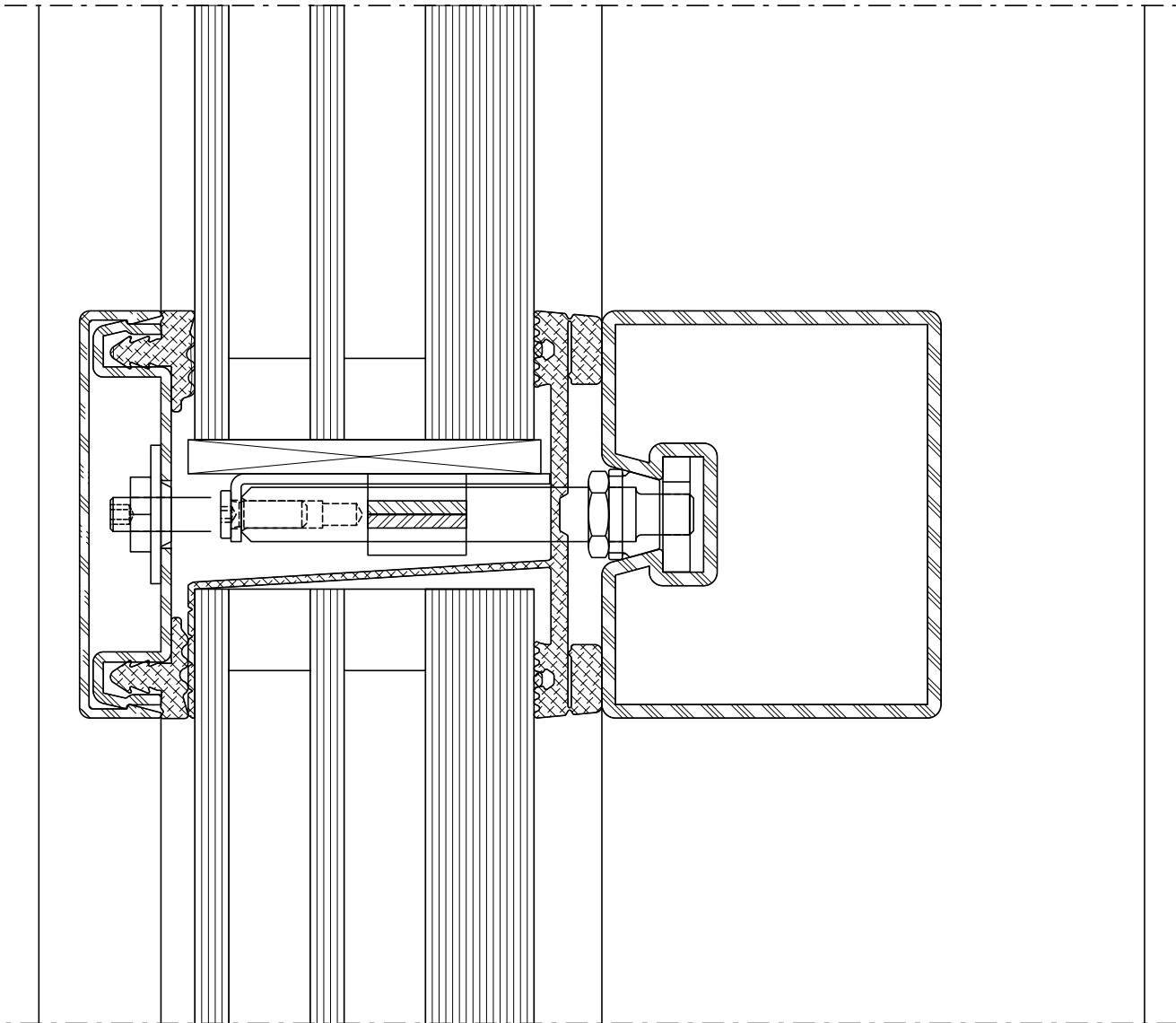
Schnittpunkte im Massstab 1:1  
Coupe de détails à l'échelle 1:1  
Section details on scale 1:1

VISS Fire EI30 Fassade/Trennwand  
VISS Fire EI30 façade/cloison  
VISS Fire EI30 façade/partition wall

Riegel-Detail  
Ansichtsbreite 60 mm

Détail de la traverse  
Largeur de face 60 mm

Detail of transom  
Width 60 mm



52-0501-C-005

DWG

DXF

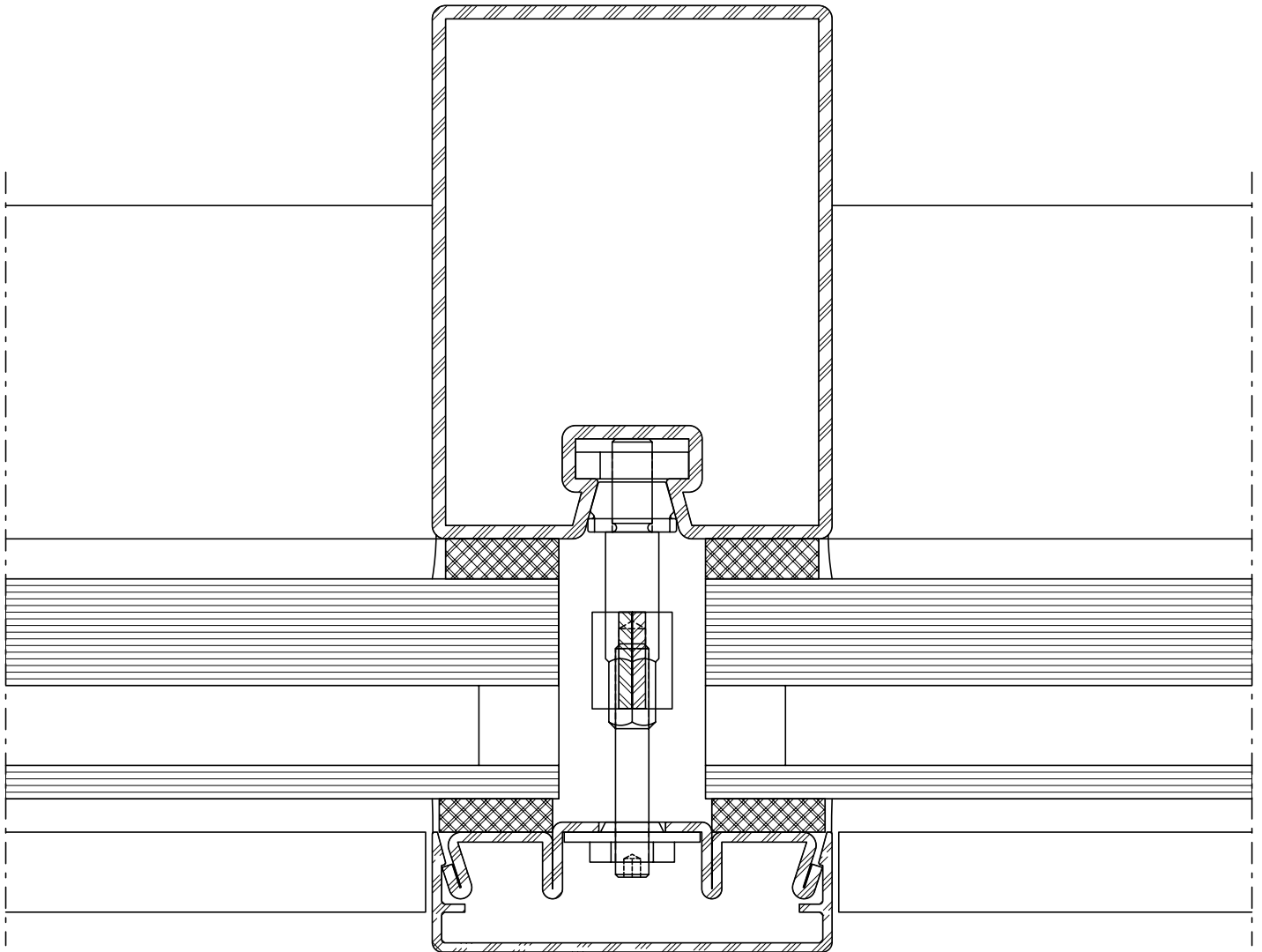
**Schnittpunkte im Massstab 1:2**  
**Coupe de détails à l'échelle 1:2**  
**Section details on scale 1:2**

**VISS Fire EI30 Fassade/Trennwand**  
**VISS Fire EI30 façade/cloison**  
**VISS Fire EI30 façade/partition wall**

**Pfosten-Detail**  
**Ansichtsbreite 60 mm**  
**Trennwandlösung**  
**(nur Innenanwendung)**

**Détail du montant**  
**Largeur de face 60 mm**  
**Solution de cloison (uniquement**  
**application intérieure)**

**Detail of mullion**  
**Width 60 mm**  
**Partition wall solution**  
**(internal use only)**



**DXF**

**DWG**

52-0502-C-002

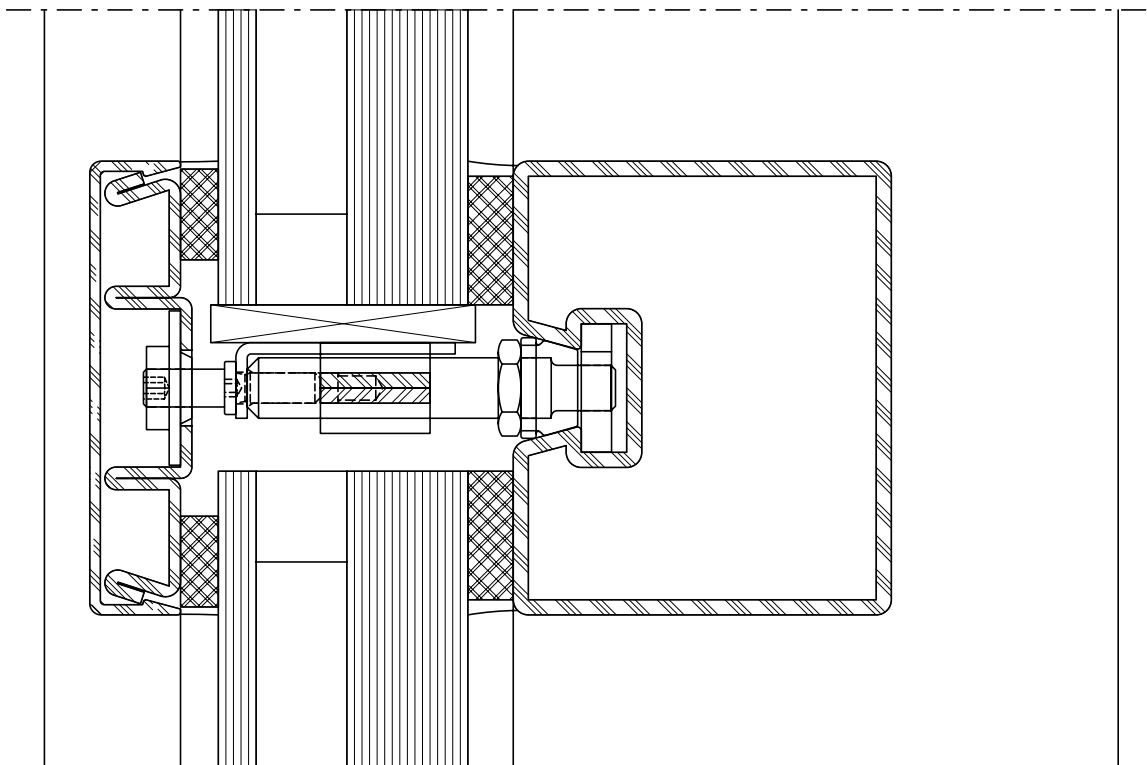
**Schnittpunkte im Massstab 1:1**  
**Coupe de détails à l'échelle 1:1**  
**Section details on scale 1:1**

VISS Fire EI30 Fassade/Trennwand  
VISS Fire EI30 façade/cloison  
VISS Fire EI30 façade/partition wall

**Riegel-Detail**  
**Ansichtsbreite 60 mm**  
**Trennwandlösung**  
**(nur Innenanwendung)**

**Détail de la traverse**  
**Largeur de face 60 mm**  
**Solution de cloison (uniquement**  
**application intérieure)**

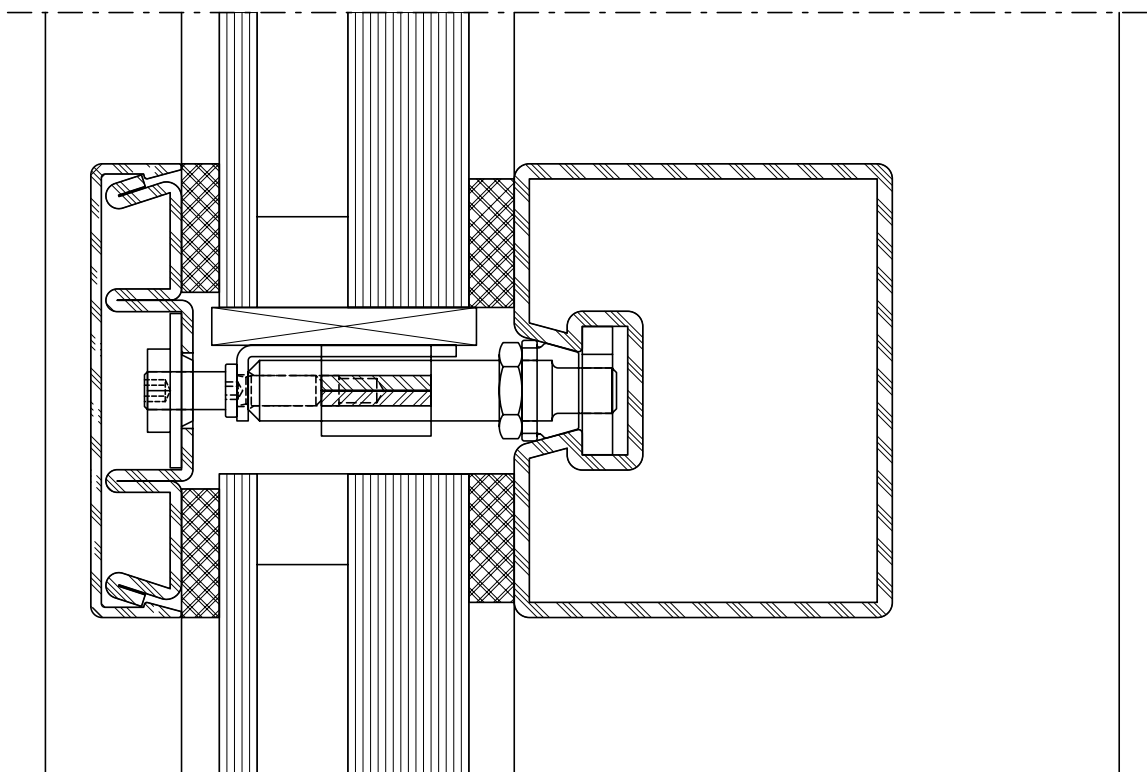
**Detail of transom**  
**Width 60 mm**  
**Partition wall solution**  
**(internal use only)**



52-0502-C-001

DWG

DXF



52-0502-C-003

DWG

DXF



Pos.	Material	Matériaux	Material
1*	Mineralwolle $\geq 60 \text{ kg/m}^3$ Flumroc Dämmplatte 3 Flumroc Bodenplatte Rockwool Fixrock 033 Rockwool Fixrock 033LB	Laine minérale $\geq 60 \text{ kg/m}^3$ Flumroc Plaque isolante 3 Flumroc Plaque de fons Rockwool Fixrock 033 Rockwool Fixrock 033LB	Mineral wool $\geq 60 \text{ kg/m}^3$ Flumroc Insulation panel 3 Flumroc Base plate Rockwool Fixrock 033 Rockwool Fixrock 033LB
2	Aestuver Brandschutzplatte	Aestuver plaque coupe-feu	Aestuver fire protection board
3	Stahl- oder Edelstahlblech $\geq 1,5 \text{ mm}$	Tôle en acier ou acier Inox $\geq 1,5 \text{ mm}$	Steel or stainless steel sheet $\geq 1,5 \text{ mm}$
4	Stahl- oder Edelstahlblech $\geq 2 \text{ mm}$	Tôle en acier ou acier Inox $\geq 2 \text{ mm}$	Steel or stainless steel sheet $\geq 2 \text{ mm}$
5	Stahl- oder Edelstahlblech $\geq 3 \text{ mm}$	Tôle en acier ou acier Inox $\geq 3 \text{ mm}$	Steel or stainless steel sheet $\geq 3 \text{ mm}$
6	Stahl- oder Edelstahlblech $\geq 4 \text{ mm}$	Tôle en acier ou acier Inox $\geq 4 \text{ mm}$	Steel or stainless steel sheet $\geq 4 \text{ mm}$
7	Aluminiumblech $\geq 1,5 \text{ mm}$	Tôle en aluminium $\geq 1,5 \text{ mm}$	Aluminium sheet $\geq 1,5 \text{ mm}$
8	Formstahl $\geq 4 \text{ mm}$	Profilé d'acier $\geq 4 \text{ mm}$	Steel profile $\geq 4 \text{ mm}$
9	Formstahl $\geq 5 \text{ mm}$	Profilé d'acier $\geq 5 \text{ mm}$	Steel profile $\geq 5 \text{ mm}$
10	Formstahl $\geq 10 \text{ mm}$	Profilé d'acier $\geq 10 \text{ mm}$	Steel profile $\geq 10 \text{ mm}$
11	Stahlwinkel 40x40x5 mm	Angle en acier 40x40x5 mm	Steel angle 40x40x5 mm
12	Stahlrohr $\geq 2 \text{ mm}$	Tube d'acier $\geq 2 \text{ mm}$	Steel tube $\geq 2 \text{ mm}$
13	Schraube mit Dübel oder Direktverschraubung, $\varnothing \geq 6 \text{ mm}$ , mit Brandschutz-Zulassung	Vis avec goujon ou autotaraudeuse, $\varnothing \geq 6 \text{ mm}$ , avec homologation coupe-feu	Screw with anchor or direct screwing, $\varnothing \geq 6 \text{ mm}$ , with fire protection approval
14	Schraube, Blindniete oder Lochschweissung	Vis, rivet aveugle, soudure bouchon	Screw, blind rivet or plug welding
15	Stahlschraube $\geq \text{M8}$	Boulon en acier $\geq \text{M8}$	Steel screw $\geq \text{M8}$
16	Senkschraube ISO 7046-1, M5x12	Vis à tête fraisée ISO 7046-1, M5x12	Countersunk screw ISO 7046-1, M5x12
17	Zylinderschraube ISO 4762, M5x16	Vis à tête cylindrique ISO 4762, M5x16	Cylinder head screw ISO 4762, M5x16
18	Sechskantschraube ISO4017, M8	Vis à tête hexagonale ISO4017, M8	Hexagonal bolt ISO4017, M8
19	Macroplast UK8101/UK5400 (Kleber)	Macroplast UK8101/UK5400 (colle)	Macroplast UK8101/UK5400 (glue)
20	Illbruck ME501 Twin Aktiv HI mit Illbruck SP025 Kleber	Illbruck ME501 Twin Aktiv HI avec colle Illbruck SP025	Illbruck ME501 Twin Aktiv HI with Illbruck SP025 glue
21	Terofol sd3 mit Terotech KDS Kleber	Terofol sd3 avec colle Terotech KDS	Terofol sd3 with Terotech KDS glue
22	Terofol sd150	Terofol sd150	Terofol sd150
23	PE-Stopfschnur	PE Cordon de bourrage	PE-Joint backer rod
24	Rundstahl $\varnothing 16 \text{ mm}$	Acier rond $\varnothing 16 \text{ mm}$	Round steel $\varnothing 16 \text{ mm}$
25	Formstahl $\geq 8 \text{ mm}$	Profilé d'acier $\geq 8 \text{ mm}$	Steel profile $\geq 8 \text{ mm}$
26	Formstahl $\geq 3 \text{ mm}$	Profilé d'acier $\geq 3 \text{ mm}$	Steel profile $\geq 3 \text{ mm}$
27	Senkblechschraube $\varnothing 4,2$	Vis à tôle à tête fraisée $\varnothing 4,2$	Countersunk haed tapping screw $\varnothing 4,2$
28	Senkschraube M5	Vis à tête fraisée M5	Countersunk screw M5
29	Stahlrohr $\geq 1,5 \text{ mm}$	Tube d'acier $\geq 1,5 \text{ mm}$	Steel tube $\geq 1,5 \text{ mm}$
30	Distanzband EPDM geschäumt, 15x3 mm	Bande d'écartement EPDM moussée, 15x3 mm	Packing tape EPDM foamed, 15x3 mm

\* ausschliesslich erlaubt

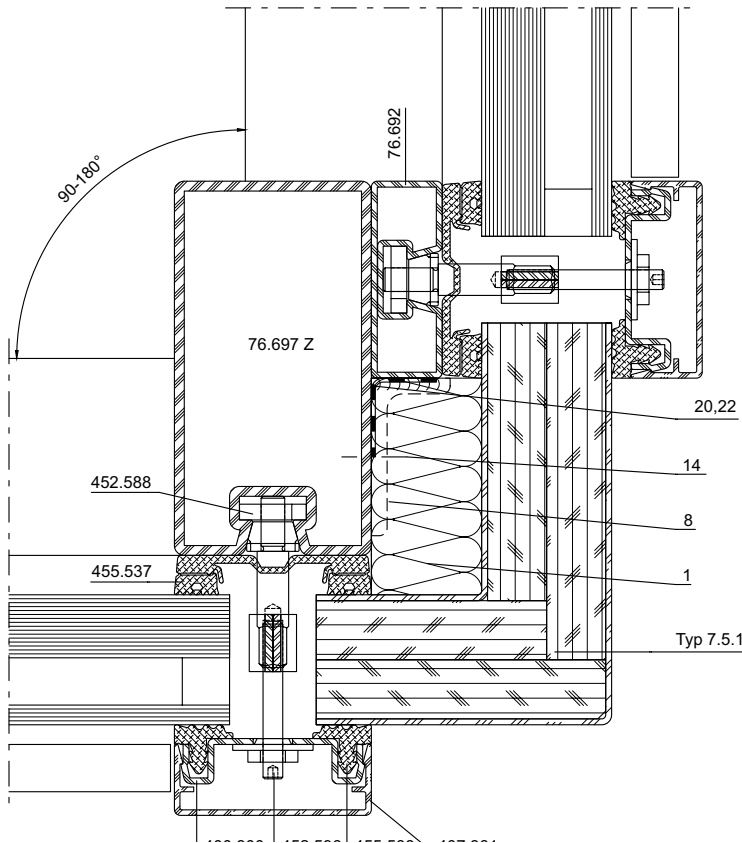
\* exclusivement autorisé

\* exclusively permitted

**Aussenecke 90°**

**Angle extérieur 90°**

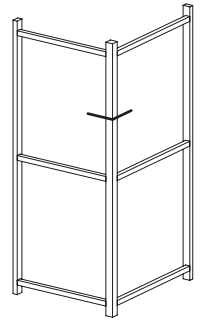
**Outer corner 90°**



**Aufbau:**  
 1x Brandschutzplatte,  $d \geq 15$  mm  
 Mineralwolle,  $d \geq 40$  mm  
**Trennwand:**  
 Brandschutzplatte,  $d \geq (20+15)$  mm  
 Mineralwolle,  $d \geq 40$  mm

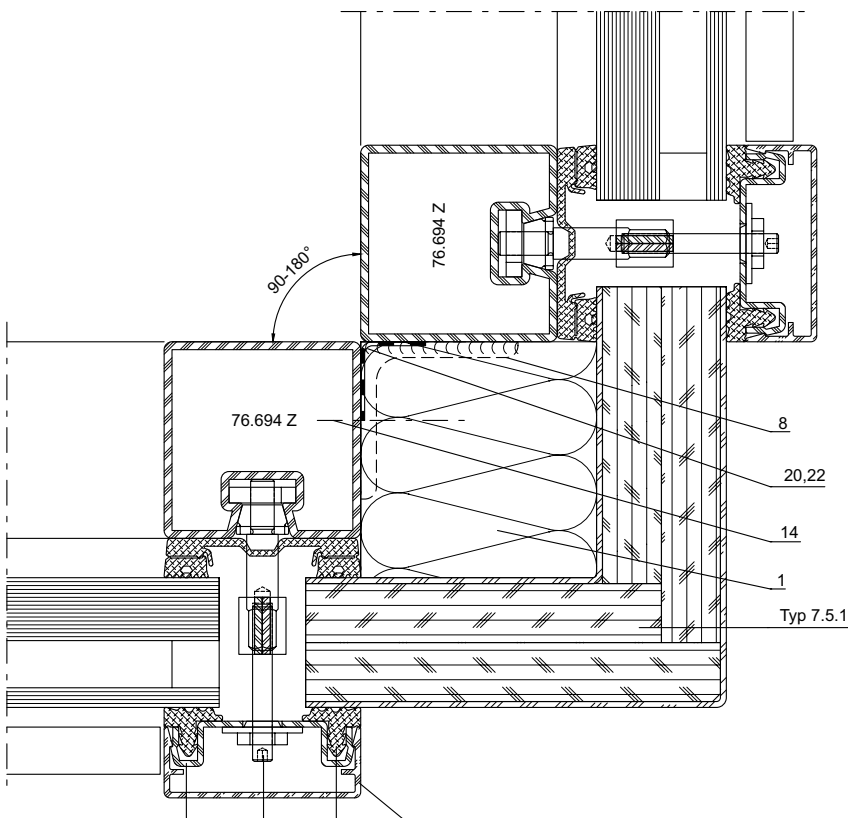
**Composition:**  
 1x Plaque coupe-feu,  $d \geq 15$  mm  
 Laine minérale,  $d \geq 40$  mm  
**Cloison:**  
 Plaque coupe-feu,  $d \geq (20+15)$  mm  
 Laine minérale,  $d \geq 40$  mm

**Composition:**  
 1x Fire-resistant panel,  $d \geq 15$  mm  
 Mineral wool,  $d \geq 40$  mm  
**Partition wall:**  
 Fire-resistant panel,  $d \geq (20+15)$  mm  
 Mineral wool,  $d \geq 40$  mm



**DXF DWG**

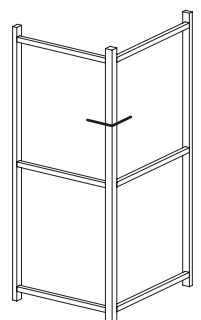
51-0501-K-017



**Aufbau:**  
 1x Brandschutzplatte,  $d \geq 15$  mm  
 Mineralwolle,  $d \geq 40$  mm  
**Trennwand:**  
 Brandschutzplatte,  $d \geq (20+15)$  mm  
 Mineralwolle,  $d \geq 40$  mm

**Composition:**  
 1x Plaque coupe-feu,  $d \geq 15$  mm  
 Laine minérale,  $d \geq 40$  mm  
**Cloison:**  
 Plaque coupe-feu,  $d \geq (20+15)$  mm  
 Laine minérale,  $d \geq 40$  mm

**Composition:**  
 1x Fire-resistant panel,  $d \geq 15$  mm  
 Mineral wool,  $d \geq 40$  mm  
**Partition wall:**  
 Fire-resistant panel,  $d \geq (20+15)$  mm  
 Mineral wool,  $d \geq 40$  mm



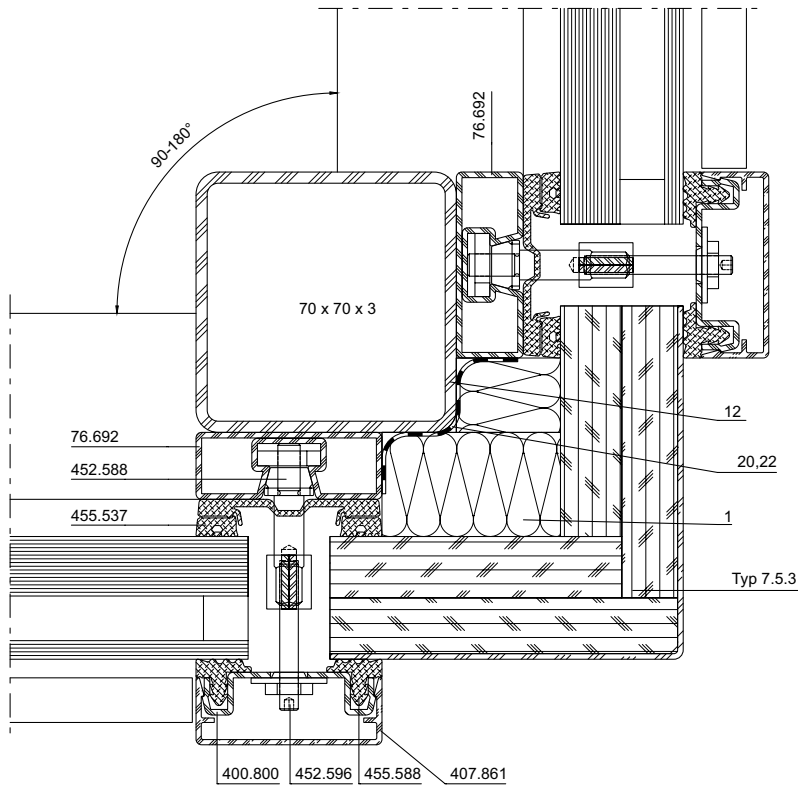
**DXF DWG**

51-0501-K-018

**Aussenecke 90°**

**Angle extérieur 90°**

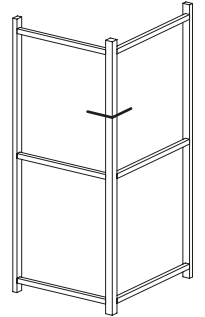
**Outer corner 90°**



**Aufbau:**  
 1x Brandschutzplatte,  $d \geq 15$  mm  
 Mineralwolle,  $d \geq 40$  mm  
**Trennwand:**  
 Brandschutzplatte,  $d \geq (20+15)$  mm  
 Mineralwolle,  $d \geq 40$  mm

**Composition:**  
 1x Plaque coupe-feu,  $d \geq 15$  mm  
 Laine minérale,  $d \geq 40$  mm  
**Cloison:**  
 Plaque coupe-feu,  $d \geq (20+15)$  mm  
 Laine minérale,  $d \geq 40$  mm

**Composition:**  
 1x Fire-resistant panel,  $d \geq 15$  mm  
 Mineral wool,  $d \geq 40$  mm  
**Partition wall:**  
 Fire-resistant panel,  $d \geq (20+15)$  mm  
 Mineral wool,  $d \geq 40$  mm



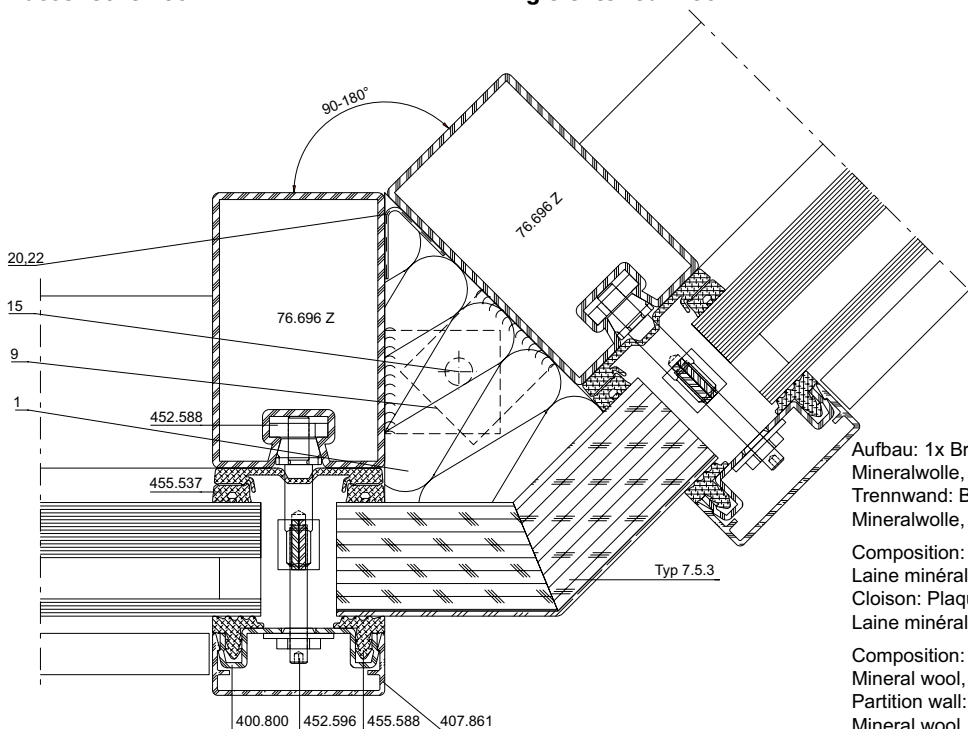
**DXF DWG**

51-0501-K-019

**Aussenecke 135°**

**Angle extérieur 135°**

**Outer corner 135°**



**Aufbau:** 1x Brandschutzplatte,  $d \geq 15$  mm  
 Mineralwolle,  $d \geq 40$  mm  
**Trennwand:** Brandschutzplatte,  $d \geq (20+15)$  mm  
 Mineralwolle,  $d \geq 40$  mm

**Composition:** 1x Plaque coupe-feu,  $d \geq 15$  mm  
 Laine minérale,  $d \geq 40$  mm  
**Cloison:** Plaque coupe-feu,  $d \geq (20+15)$  mm  
 Laine minérale,  $d \geq 40$  mm

**Composition:** 1x Fire-resistant panel,  $d \geq 15$  mm  
 Mineral wool,  $d \geq 40$  mm  
**Partition wall:** Fire-resistant panel,  $d \geq (20+15)$  mm  
 Mineral wool,  $d \geq 40$  mm

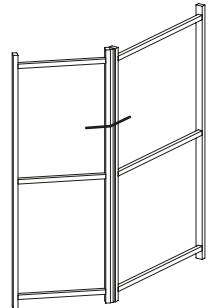
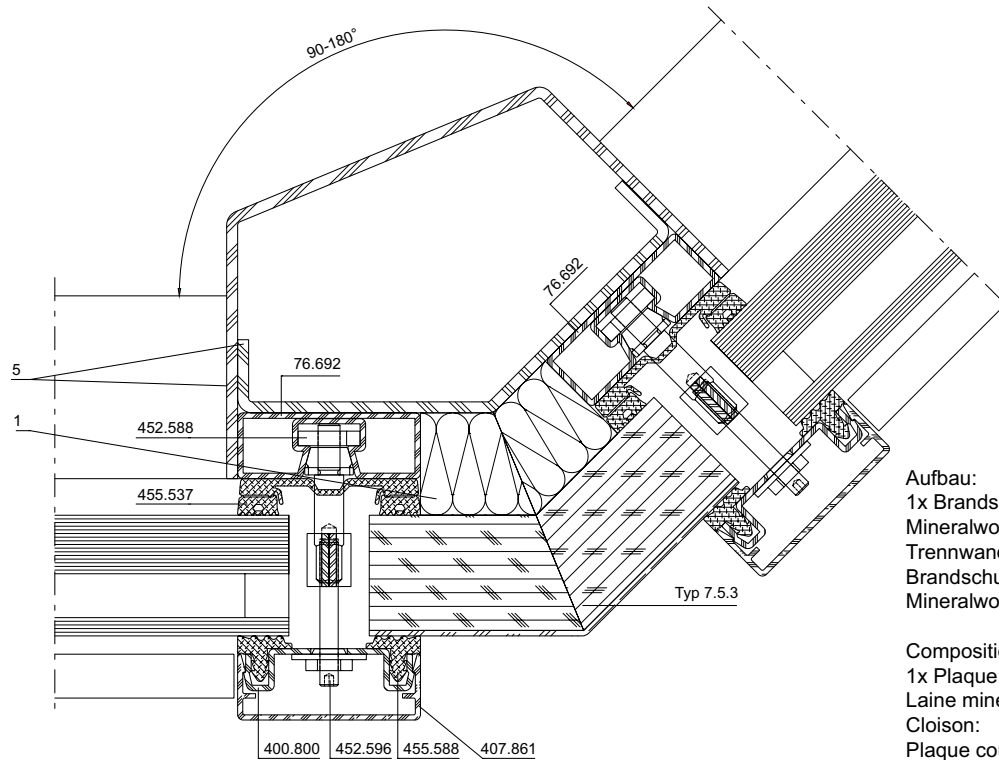
**DXF DWG**

51-0501-K-020

Aussenecke

Angle extérieur

Outer corner



DXF DWG

51-0501-K-021

**Aufbau:**  
 1x Brandschutzplatte,  $d \geq 15$  mm  
 Mineralwolle,  $d \geq 40$  mm  
**Trennwand:**  
 Brandschutzplatte,  $d \geq (20+15)$  mm  
 Mineralwolle,  $d \geq 40$  mm

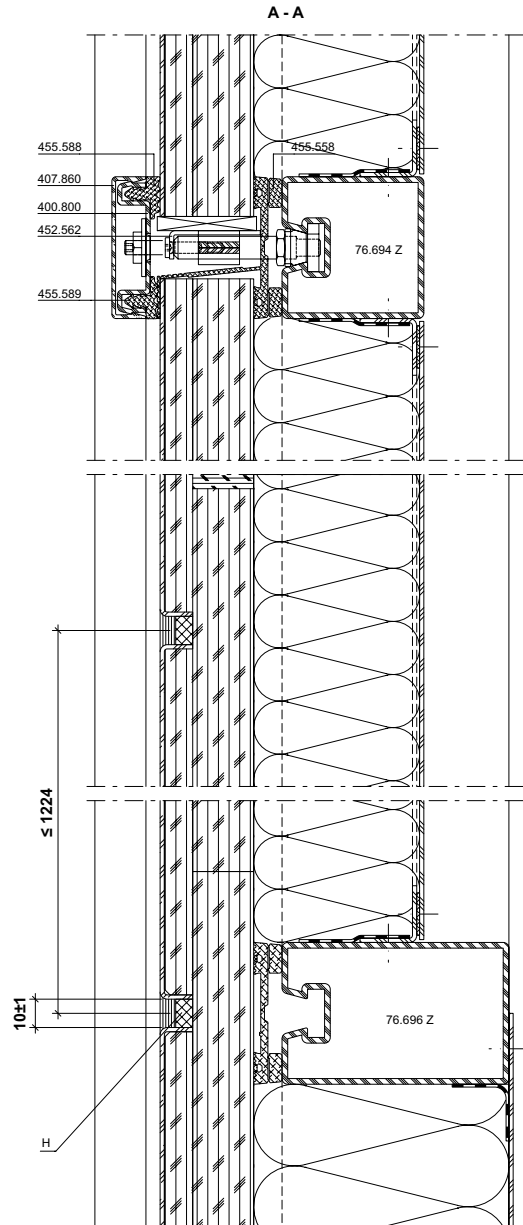
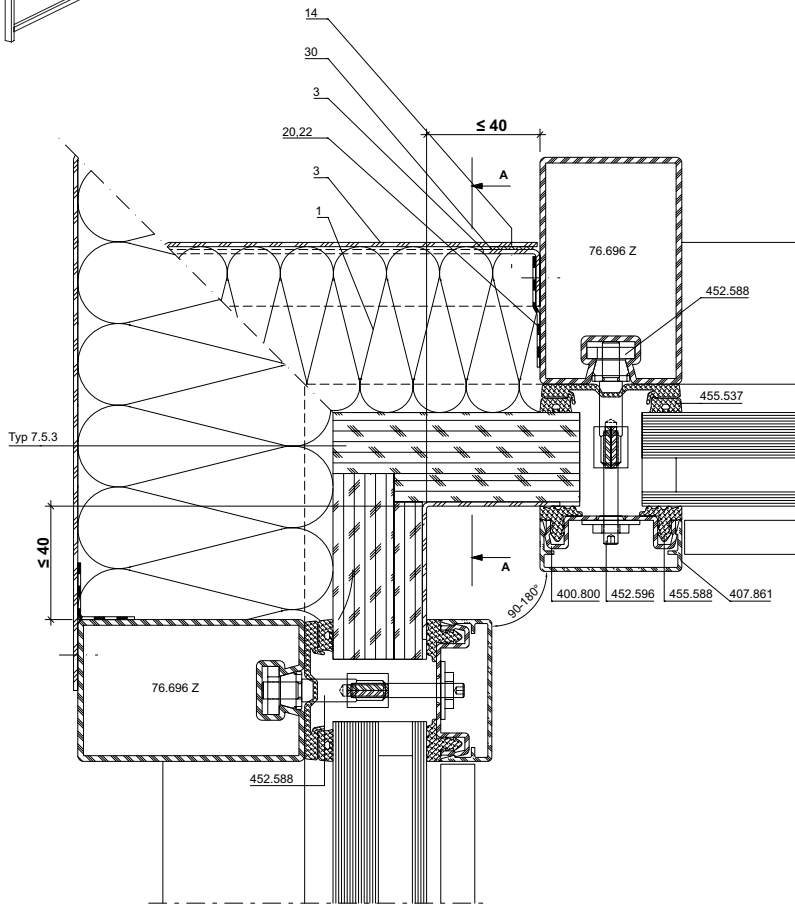
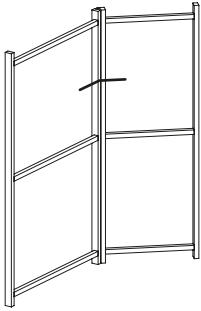
**Composition:**  
 1x Plaque coupe-feu,  $d \geq 15$  mm  
 Laine minérale,  $d \geq 40$  mm  
**Cloison:**  
 Plaque coupe-feu,  $d \geq (20+15)$  mm  
 Laine minérale,  $d \geq 40$  mm

**Composition:**  
 1x Fire-resistant panel,  $d \geq 15$  mm  
 Mineral wool,  $d \geq 40$  mm  
**Partition wall:**  
 Fire-resistant panel,  $d \geq (20+15)$  mm  
 Mineral wool,  $d \geq 40$  mm

**Innenecke 90°-180°**

**Angle intérieur 90°-180°**

**Inner corner 90°-180°**



- Aufbau:**  
 1x Brandschutzplatte, d ≥ 15 mm  
 Mineralwolle, d ≥ 40 mm  
**Trennwand:**  
 Brandschutzplatte, d ≥ (20+15 mm)  
 Mineralwolle, d ≥ 40 mm
- Composition:**  
 1x Plaque coupe-feu, d ≥ 15 mm  
 Laine minérale, d ≥ 40 mm  
**Cloison:**  
 Plaque coupe-feu, d ≥ (20+15 mm)  
 Laine minérale, d ≥ 40 mm
- Composition:**  
 1x Fire-resistant panel, d ≥ 15 mm  
 Mineral wool, d ≥ 40 mm  
**Partition wall:**  
 Fire-resistant panel, d ≥ (20+15 mm)  
 Mineral wool, d ≥ 40 mm

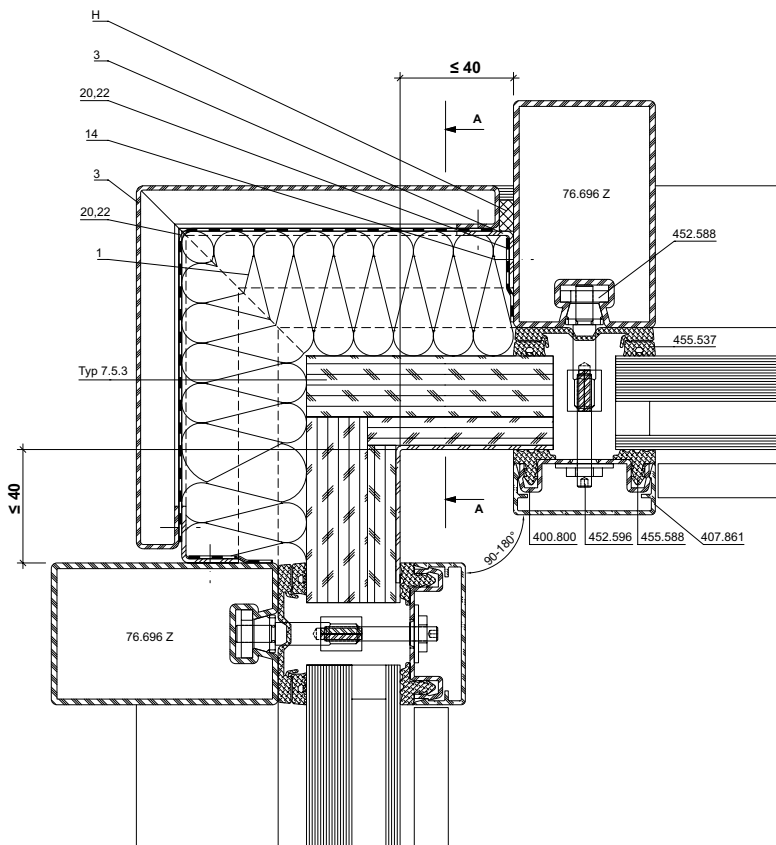
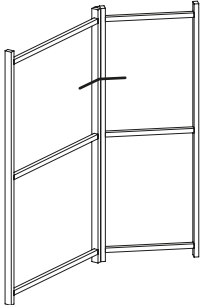
**DXF DWG**

51-0501-K-008

Innenecke 90°-180°

Angle intérieur 90°-180°

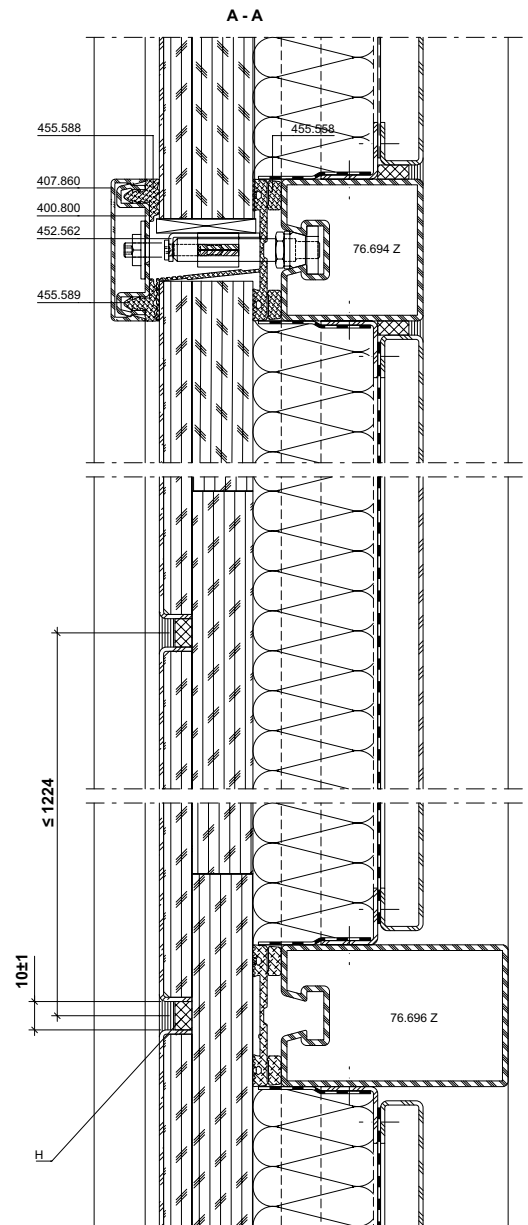
Inner corner 90°-180°



Aufbau:  
 1x Brandschutzplatte,  $d \geq 15$  mm  
 Mineralwolle,  $d \geq 40$  mm  
 Trennwand:  
 Brandschutzplatte,  $d \geq (20+15)$  mm  
 Mineralwolle,  $d \geq 40$  mm

Composition:  
 1x Plaque coupe-feu,  $d \geq 15$  mm  
 Laine minérale,  $d \geq 40$  mm  
 Cloison:  
 Plaque coupe-feu,  $d \geq (20+15)$  mm  
 Laine minérale,  $d \geq 40$  mm

Composition:  
 1x Fire-resistant panel,  $d \geq 15$  mm  
 Mineral wool,  $d \geq 40$  mm  
 Partition wall:  
 Fire-resistant panel,  $d \geq (20+15)$  mm  
 Mineral wool,  $d \geq 40$  mm



DXF DWG

51-0501-K-009

Anschlüsse am Bau im Massstab 1:2

Raccords au mur à l'échelle 1:2

Attachment to structure on scale 1:2

VISS Fire EI30 Fassade/Trennwand

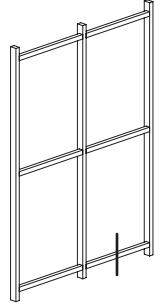
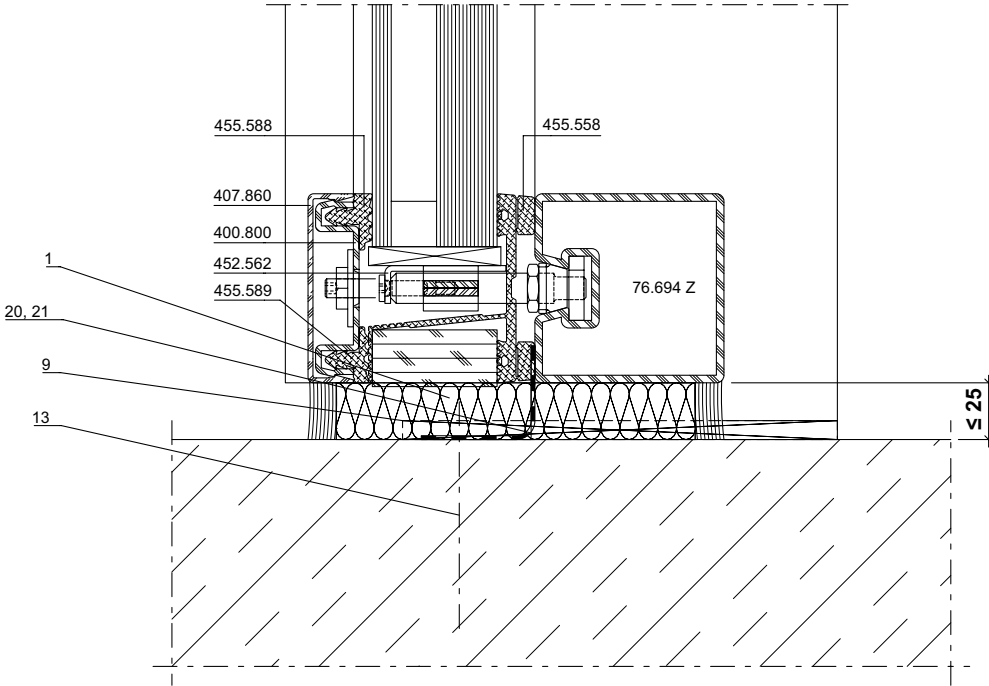
VISS Fire EI30 façade/cloison

VISS Fire EI30 façade/partition wall

Bodenanschluss

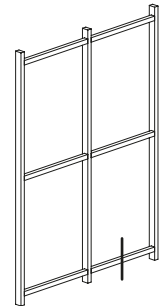
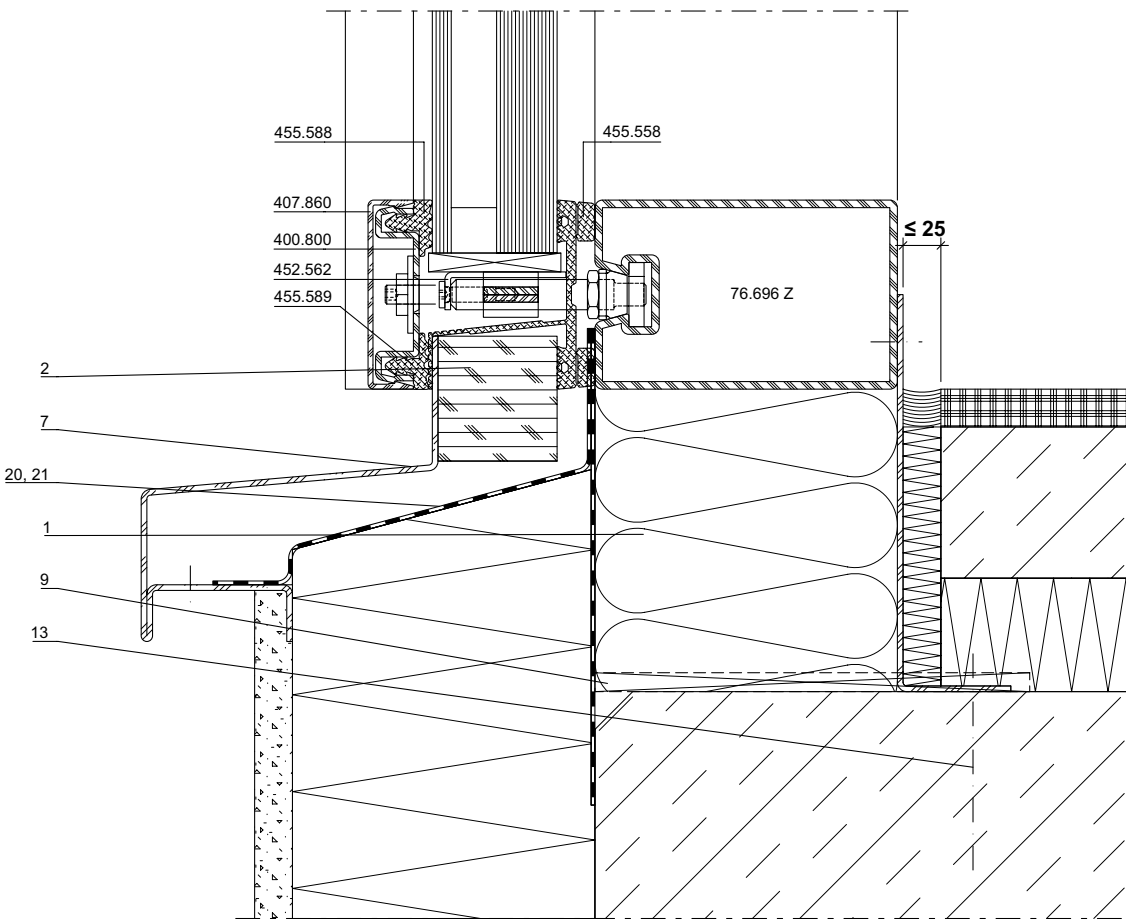
Fixation au sol

Floor attachment



DXF DWG

51-0501-A-001



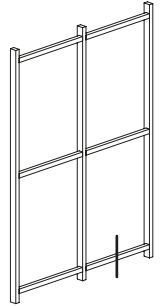
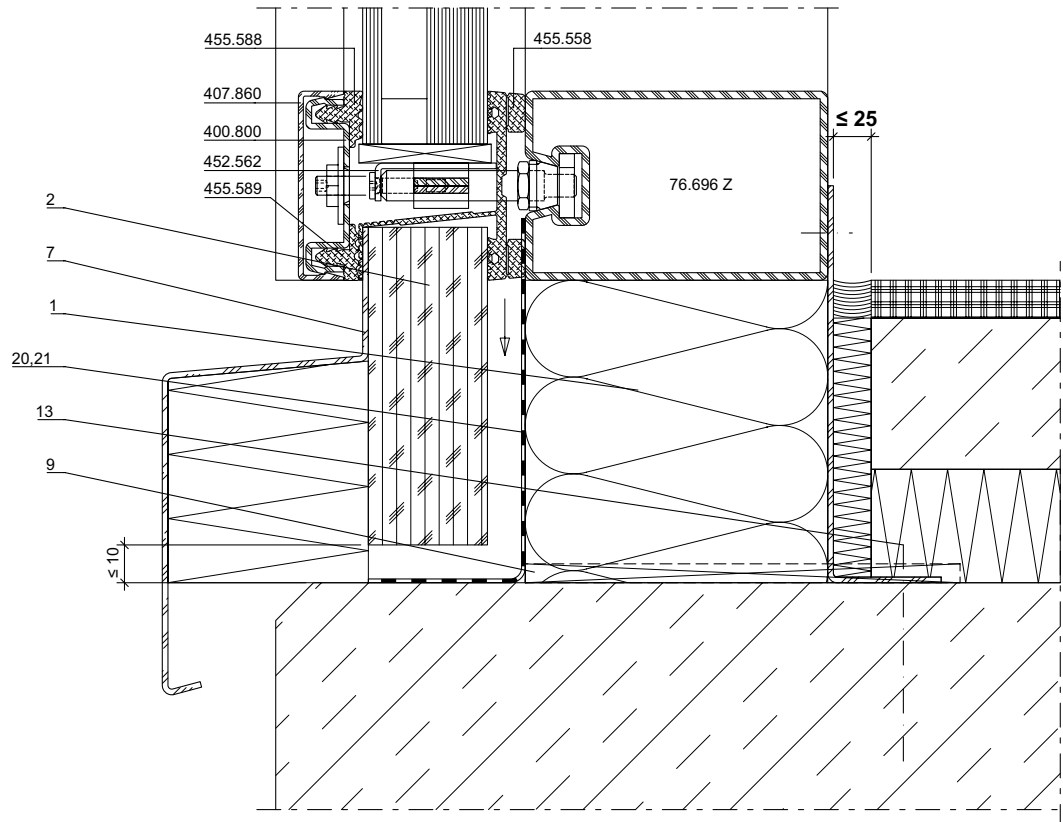
DXF DWG

51-0501-A-002

Bodenanschluss

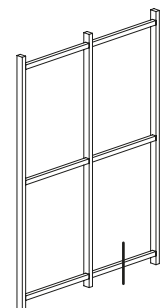
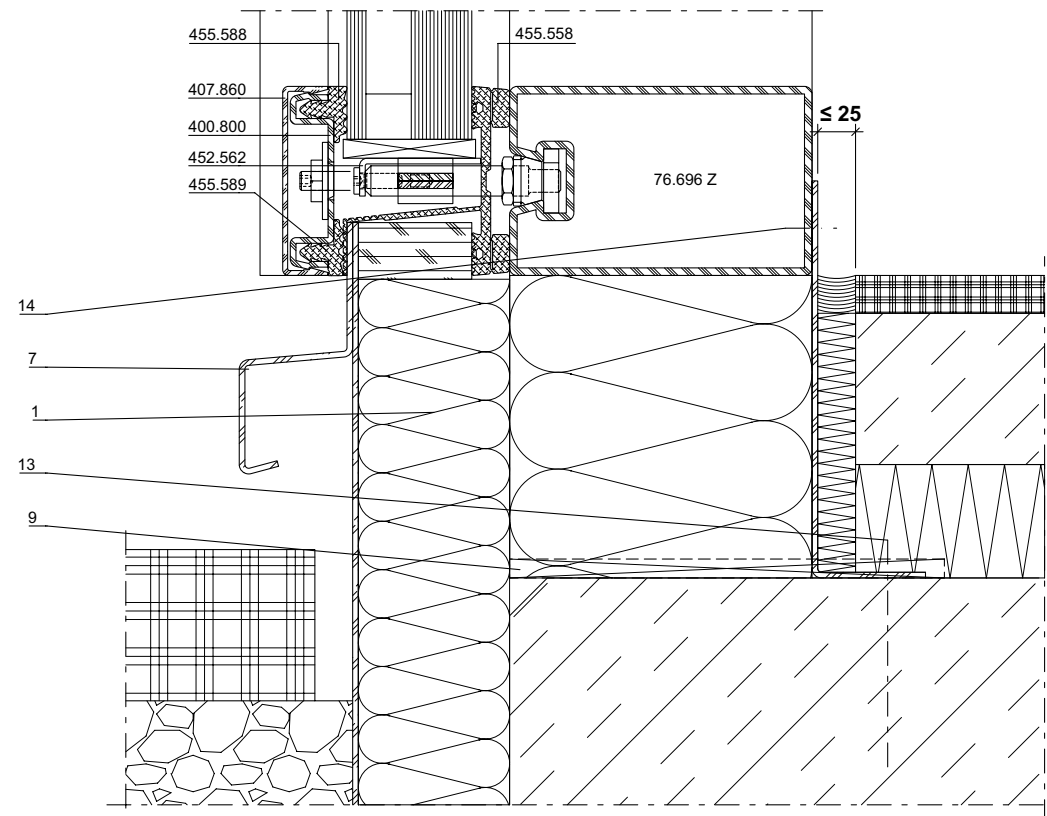
Fixation au sol

Floor attachment



DXF DWG

51-0501-A-003



DXF DWG

51-0501-A-004



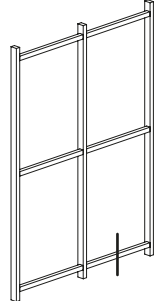
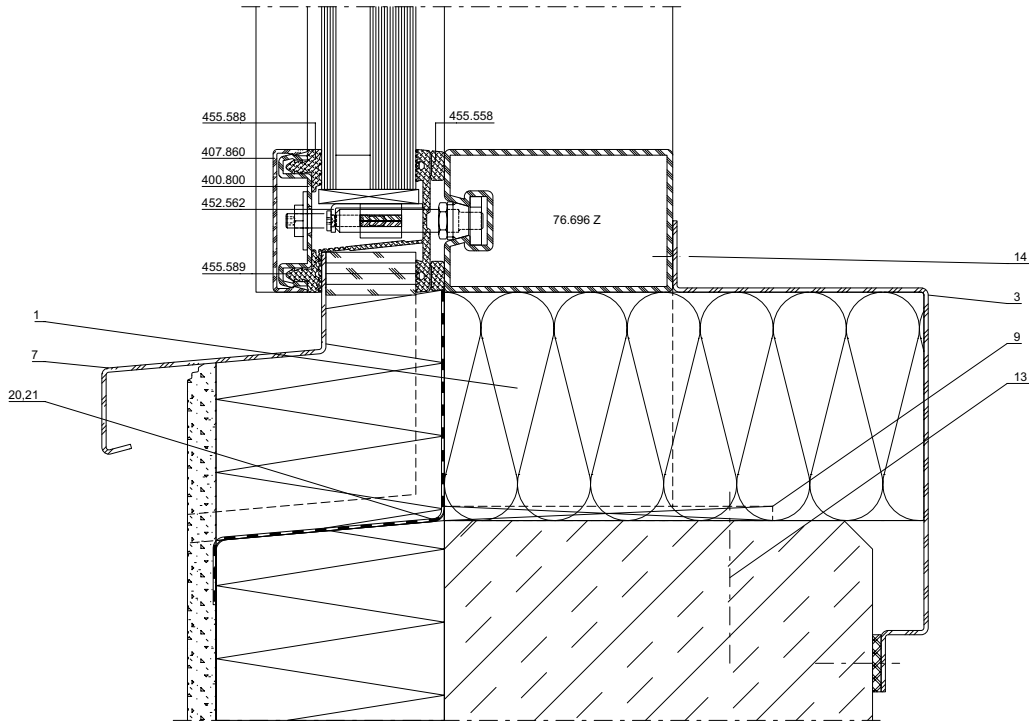
Anschlüsse am Bau im Massstab 1:2  
Raccords au mur à l'échelle 1:2  
Attachment to structure on scale 1:2

VISS Fire EI30 Fassade/Trennwand  
VISS Fire EI30 façade/cloison  
VISS Fire EI30 façade/partition wall

Bodenanschluss

Fixation au sol

Floor attachment



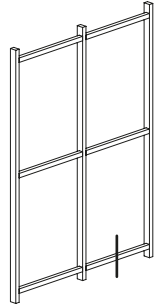
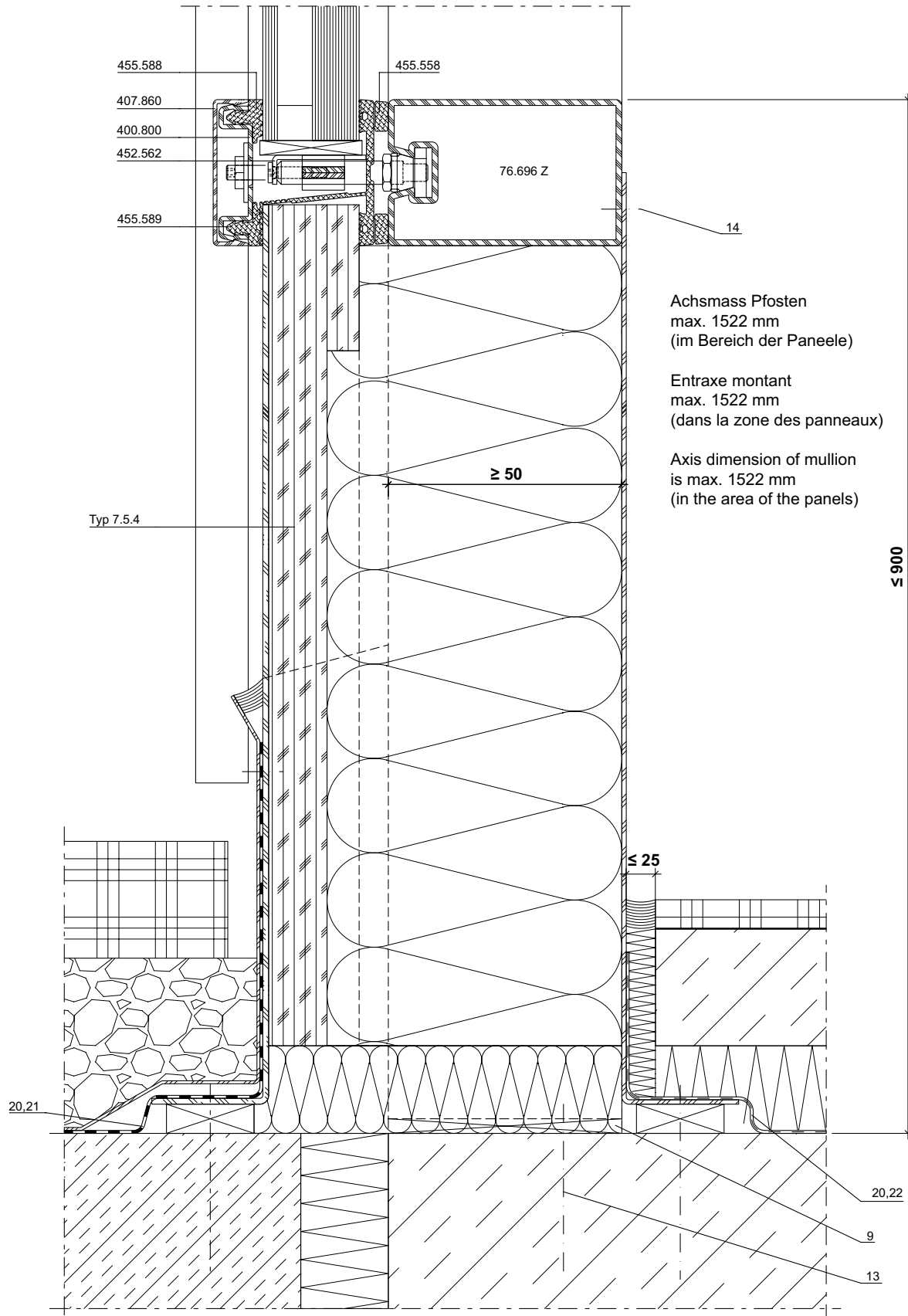
DXF DWG

51-0501A-005

Bodenanschluss

Fixation au sol

Floor attachment



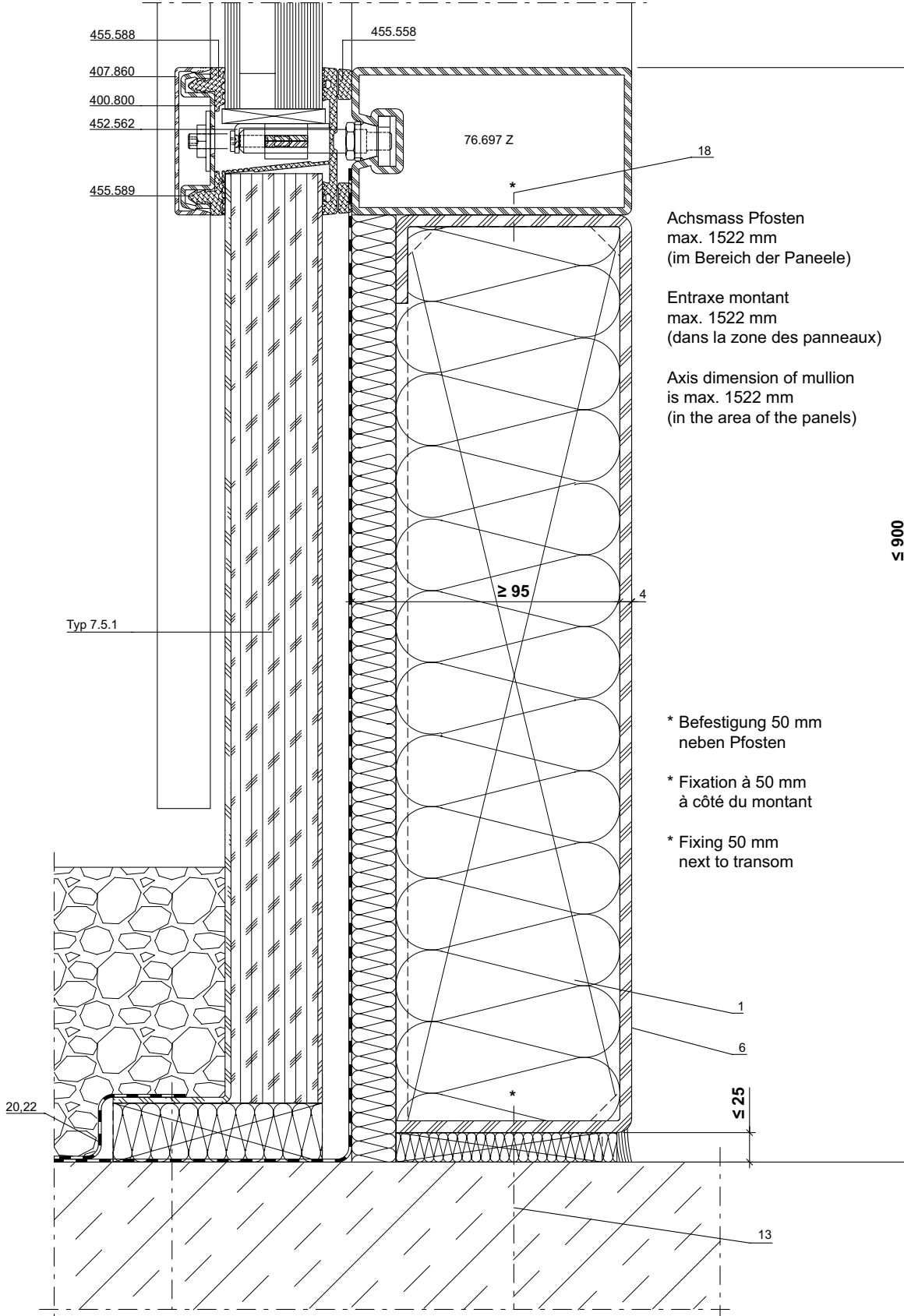
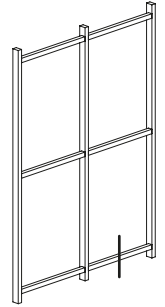
**Anschlüsse am Bau im Massstab 1:2**  
**Raccords au mur à l'échelle 1:2**  
**Attachment to structure on scale 1:2**

**VISS Fire EI30 Fassade/Trennwand**  
**VISS Fire EI30 façade/cloison**  
**VISS Fire EI30 façade/partition wall**

**Bodenanschluss**

**Fixation au sol**

**Floor attachment**



**DXF** **DWG**

51-0501-A-007



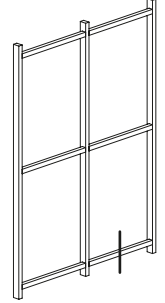
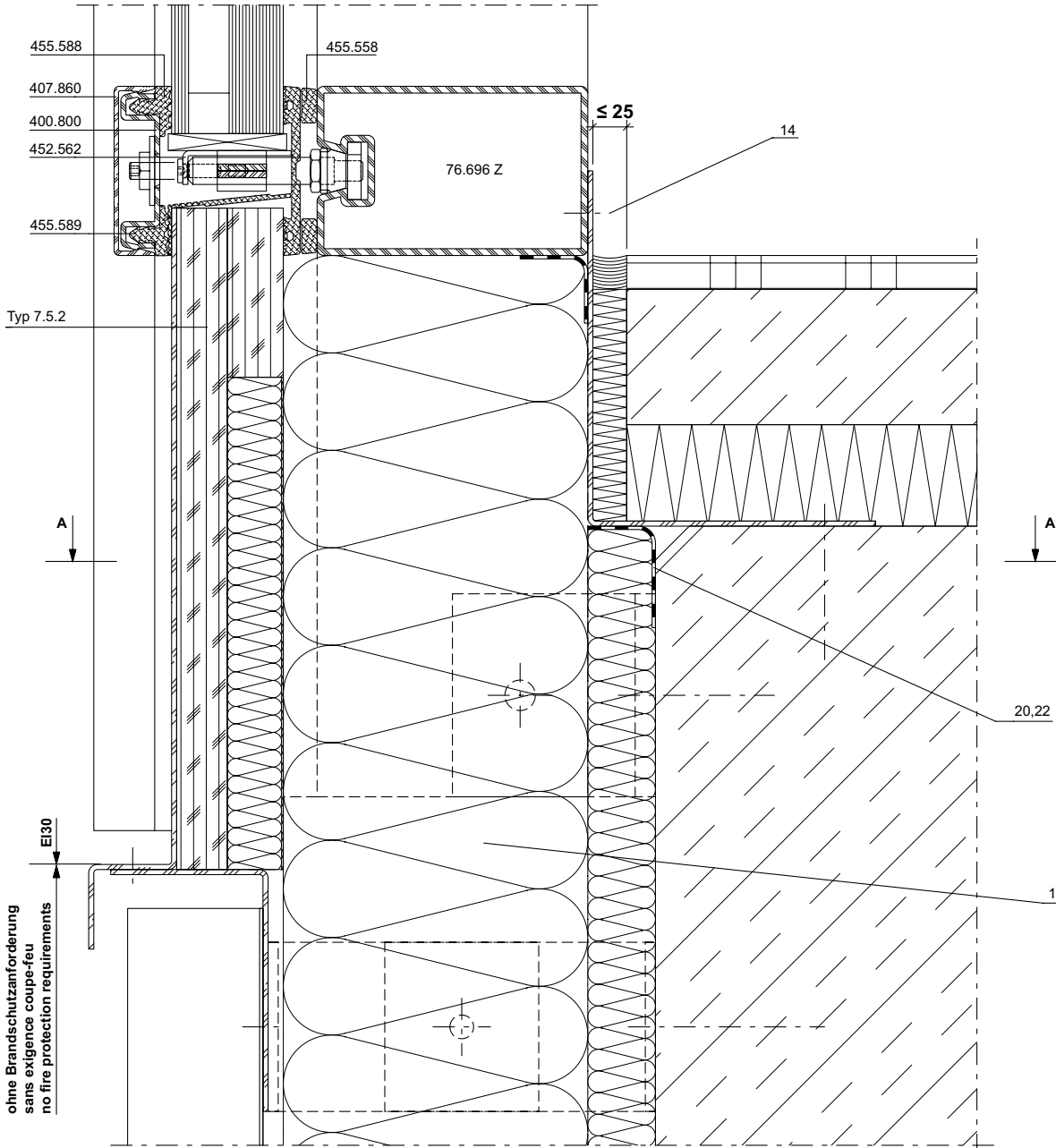
**Anschlüsse am Bau im Massstab 1:2**  
**Raccords au mur à l'échelle 1:2**  
**Attachment to structure on scale 1:2**

**VISS Fire EI30 Fassade/Trennwand**  
**VISS Fire EI30 façade/cloison**  
**VISS Fire EI30 façade/partition wall**

**Bodenanschluss**

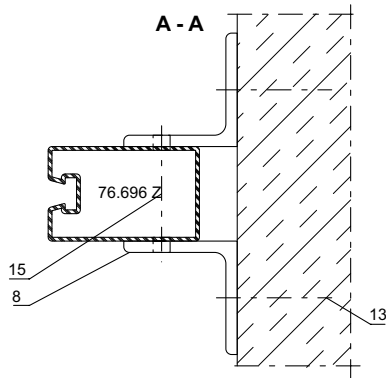
**Fixation au sol**

**Floor attachment**



ohne Brandschutzanforderung  
 sans exigence coupe-feu  
 no fire protection requirements

A - A



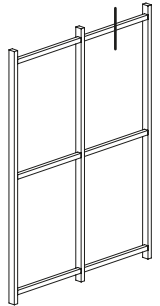
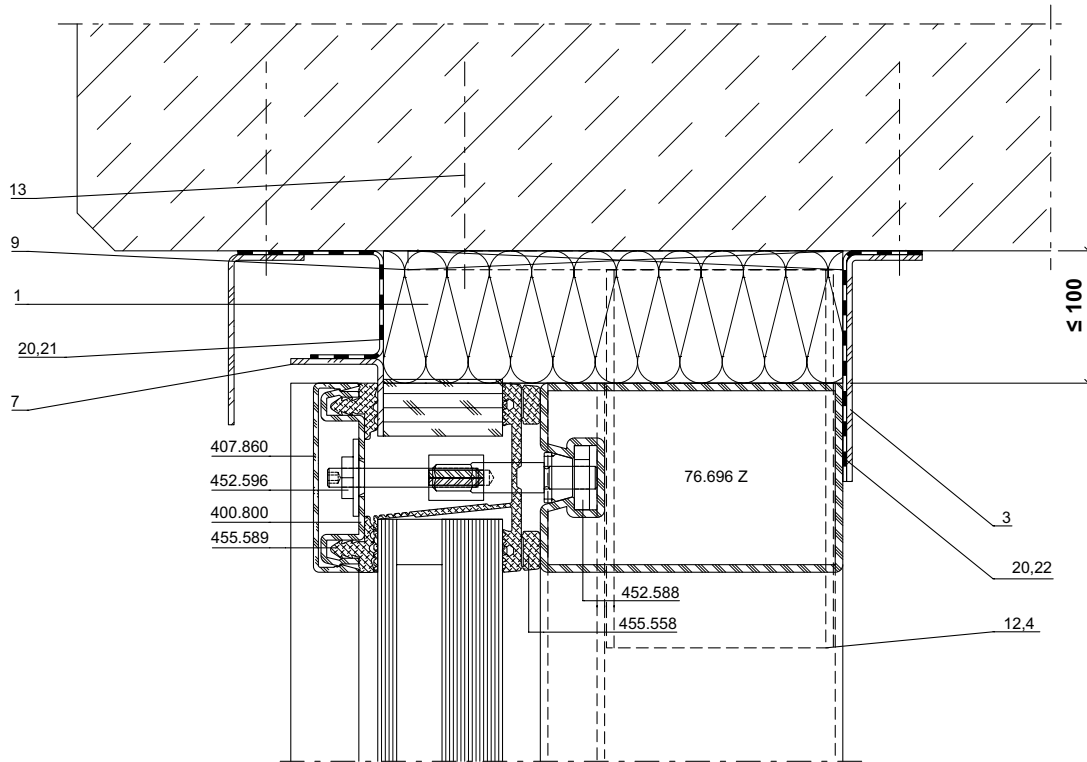
**DXF DWG**

51-0501-A-009

Deckenanschluss

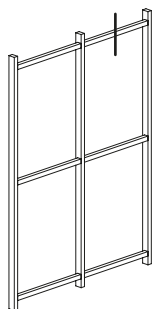
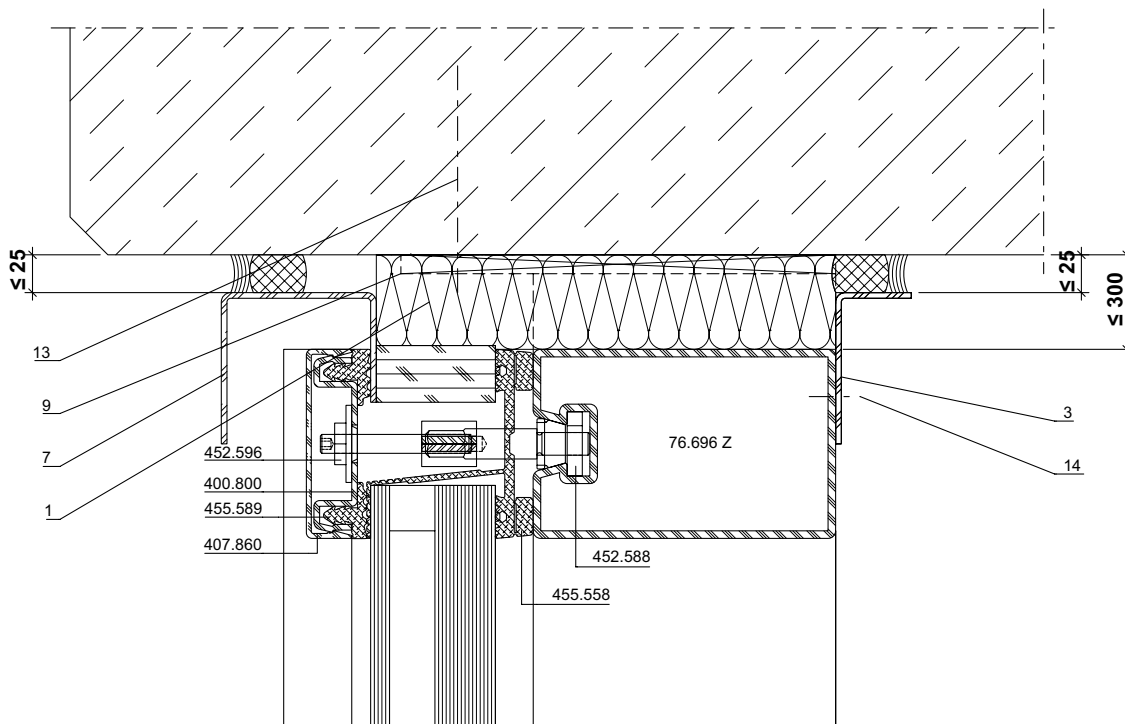
Fixation au plafond

Intermediate floor attachment



**DXF** **DWG**

51-0501-A-011



**DXF** **DWG**

51-0501-A-012

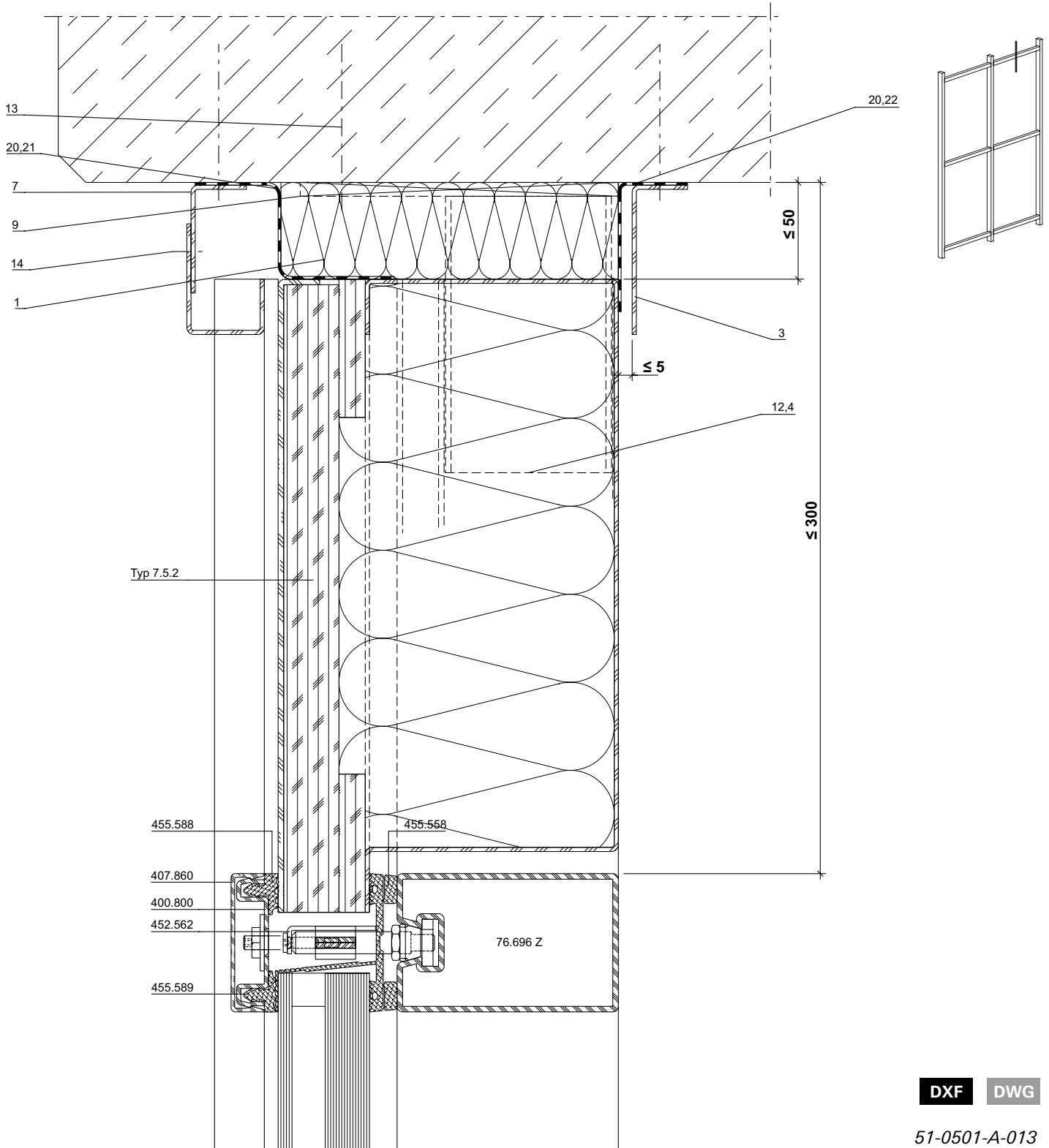
Anschlüsse am Bau im Massstab 1:2  
Raccords au mur à l'échelle 1:2  
Attachment to structure on scale 1:2

VISS Fire EI30 Fassade/Trennwand  
VISS Fire EI30 façade/cloison  
VISS Fire EI30 façade/partition wall

Deckenanschluss

Fixation au plafond

Intermediate floor attachment



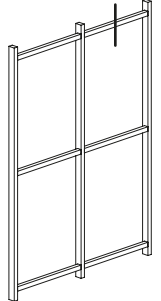
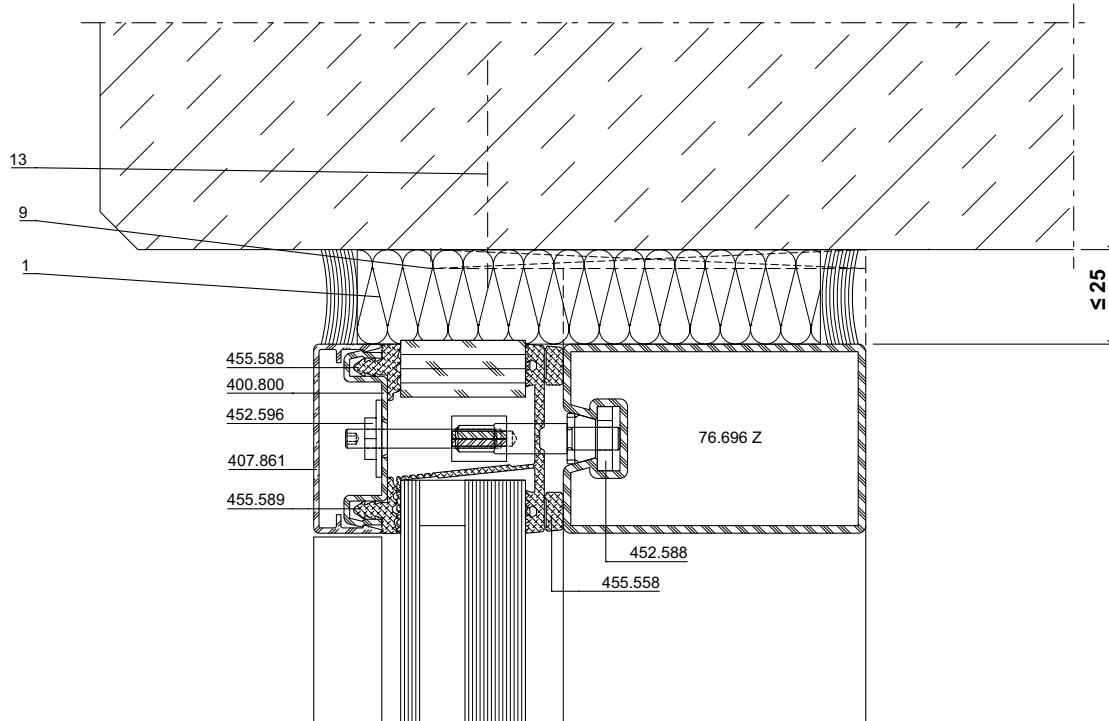
Anschlüsse am Bau im Masstab 1:2  
Raccords au mur à l'échelle 1:2  
Attachment to structure on scale 1:2

VISS Fire EI30 Fassade/Trennwand  
VISS Fire EI30 façade/cloison  
VISS Fire EI30 façade/partition wall

Deckenanschluss

Fixation au plafond

Intermediate floor attachment



DXF DWG

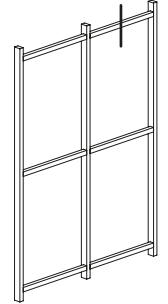
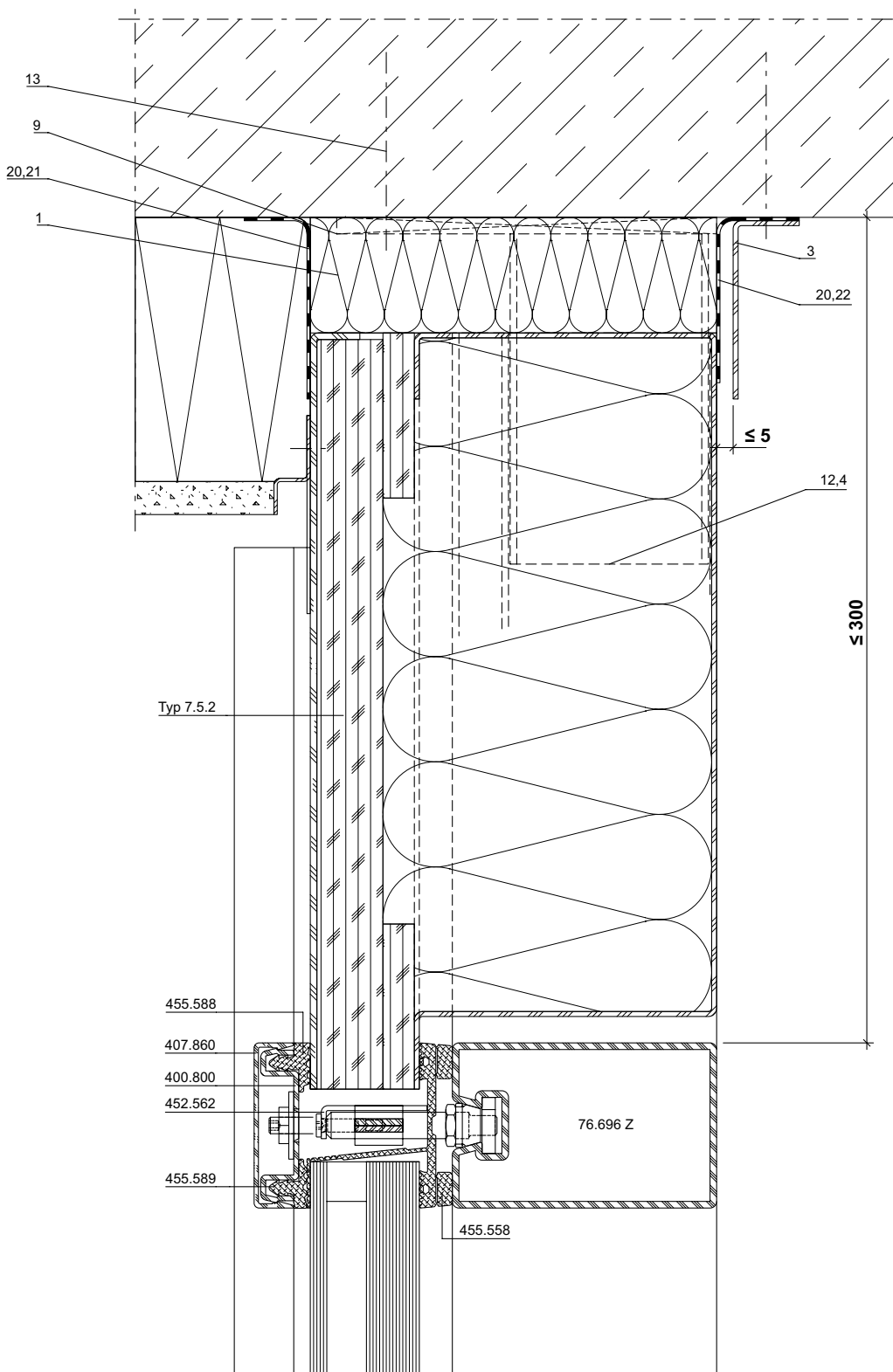
51-0501-A-014



**Deckenanschluss**

**Fixation au plafond**

**Intermediate floor attachment**



**DXF** **DWG**

51-0501-A-015

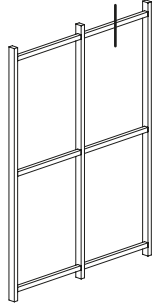
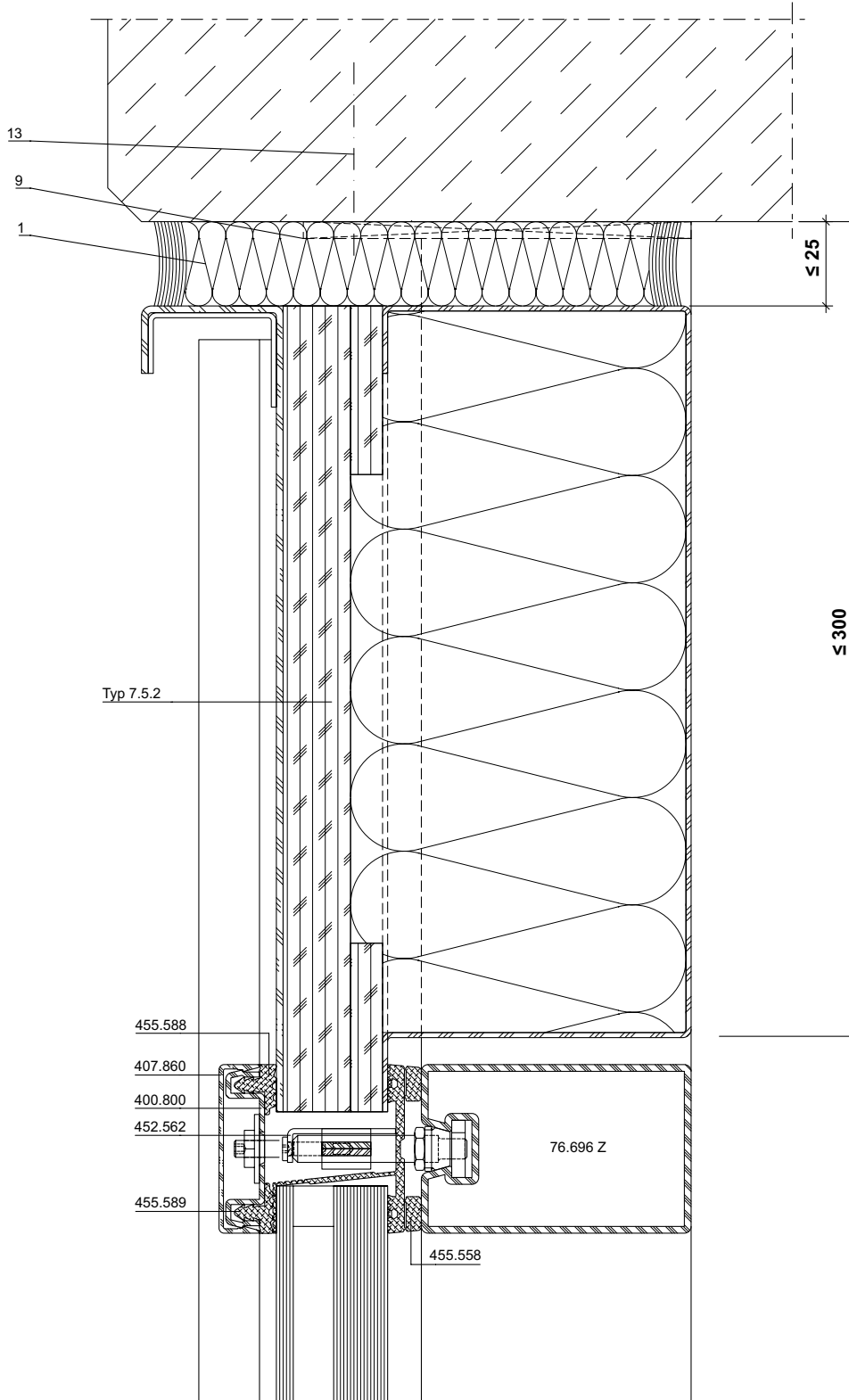
Anschlüsse am Bau im Massstab 1:2  
Raccords au mur à l'échelle 1:2  
Attachment to structure on scale 1:2

VISS Fire EI30 Fassade/Trennwand  
VISS Fire EI30 façade/cloison  
VISS Fire EI30 façade/partition wall

Deckenanschluss

Fixation au plafond

Intermediate floor attachment



DXF DWG

51-0501-A-016

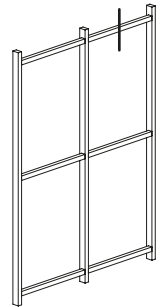
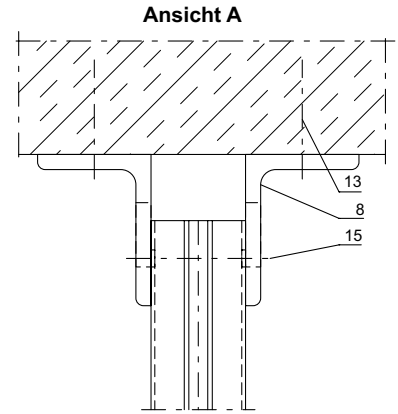
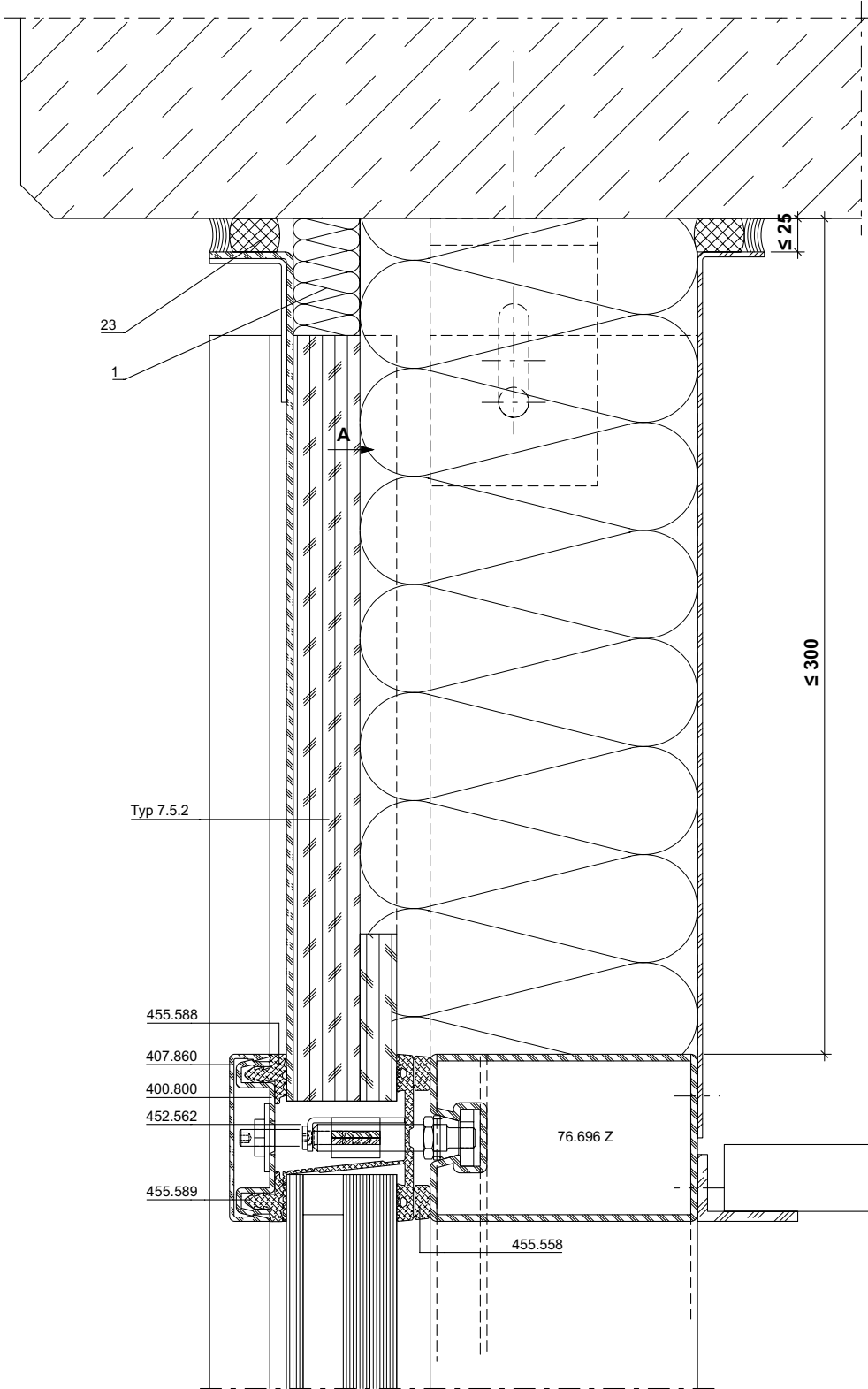
Anschlüsse am Bau im Massstab 1:2  
 Raccords au mur à l'échelle 1:2  
 Attachment to structure on scale 1:2

VISS Fire EI30 Fassade/Trennwand  
 VISS Fire EI30 façade/cloison  
 VISS Fire EI30 façade/partition wall

Deckenanschluss

Fixation au plafond

Intermediate floor attachment



DXF DWG

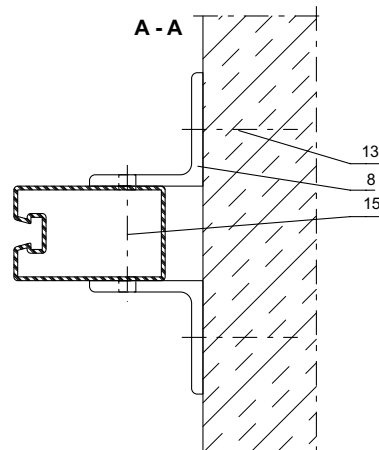
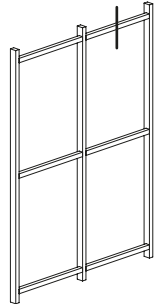
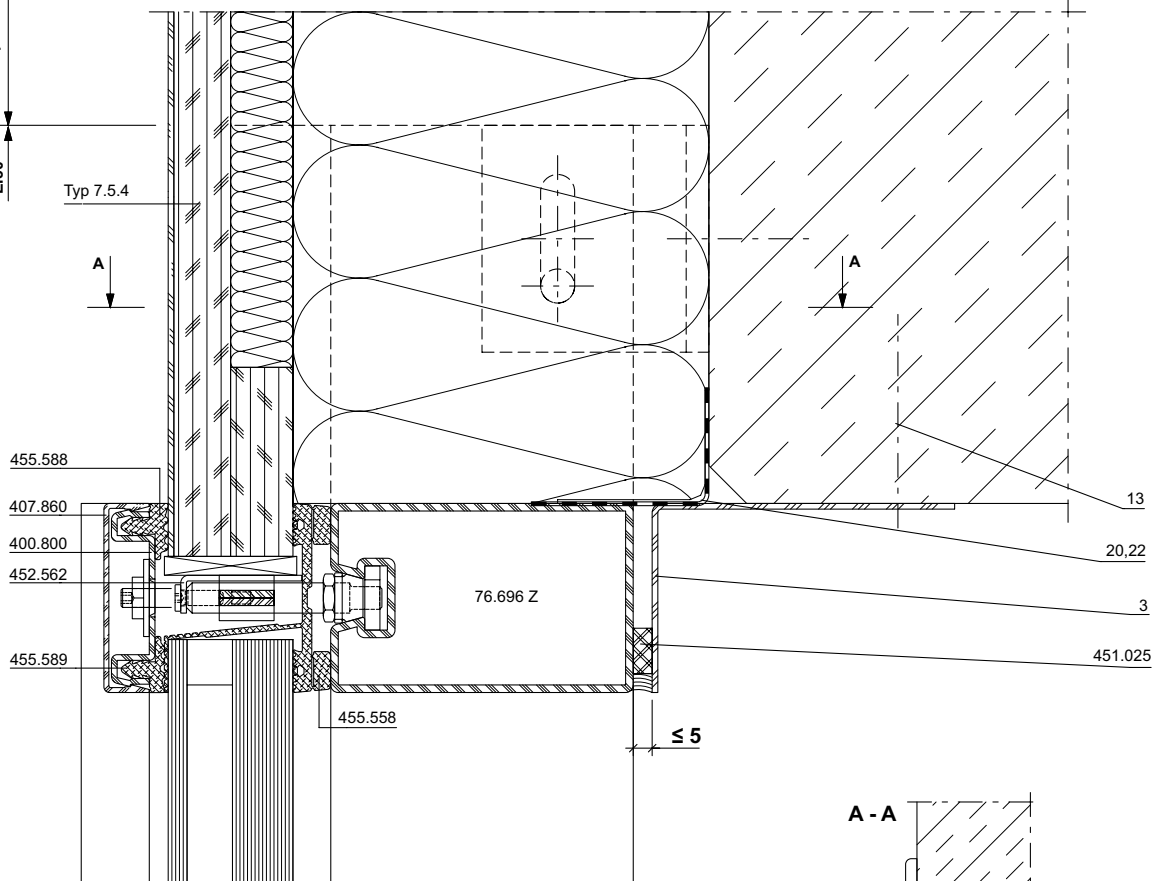
51-0501-A-017

Deckenanschluss

Fixation au plafond

Intermediate floor attachment

ohne Brandschutzanforderung  
 sans exigence coupe-feu  
 no fire protection requirements  
 EI30



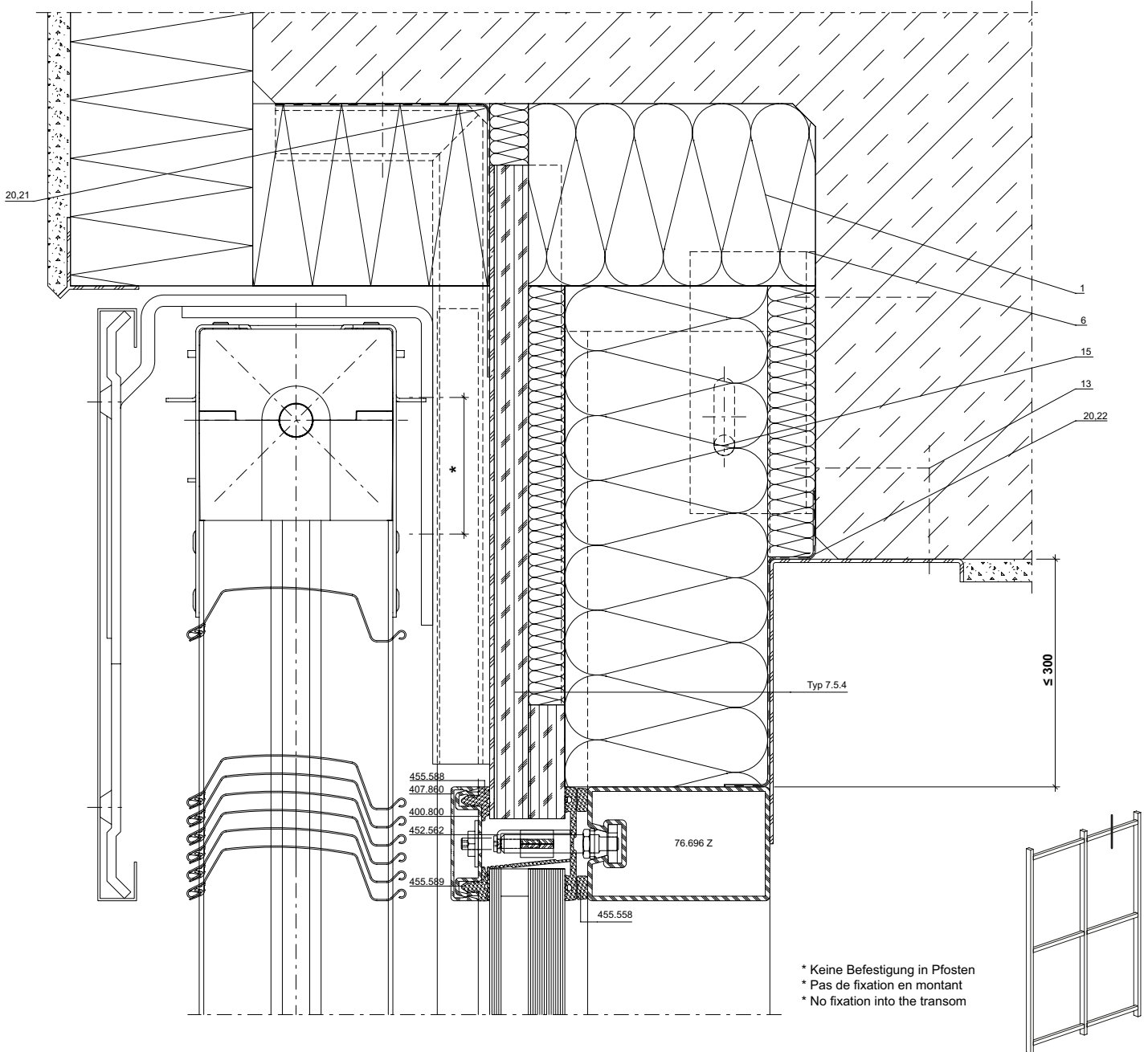
**DXF** **DWG**

51-0501-A-018

Deckenanschluss

Fixation au plafond

Intermediate floor attachment



DXF DWG

51-0501-A-020

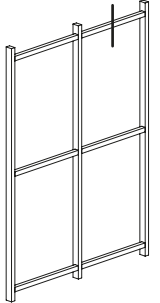
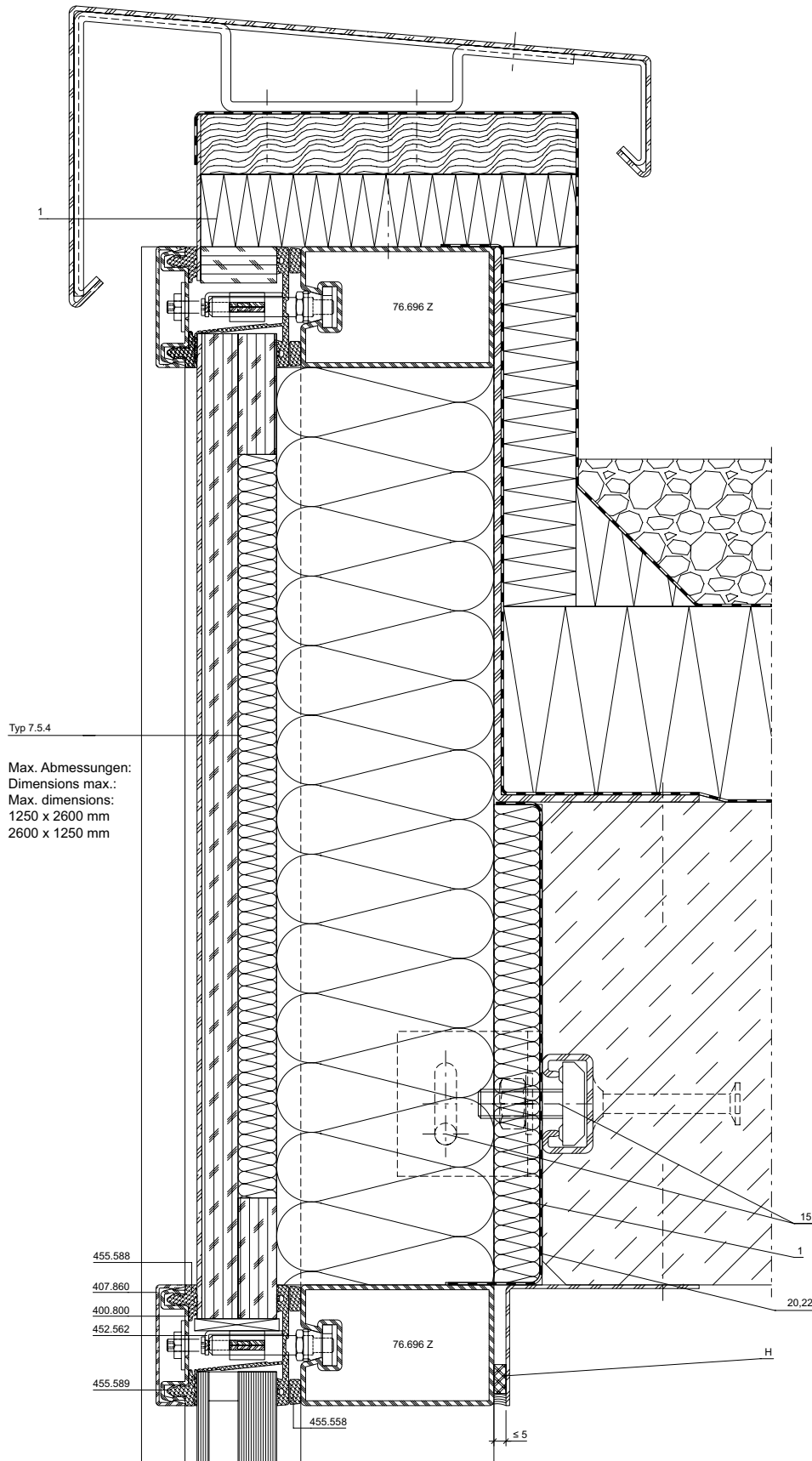
Anschlüsse am Bau im Masstab 1:2  
 Raccords au mur à l'échelle 1:2  
 Attachment to structure on scale 1:2

VISS Fire EI30 Fassade/Trennwand  
 VISS Fire EI30 façade/cloison  
 VISS Fire EI30 façade/partition wall

Deckenanschluss

Fixation au plafond

Intermediate floor attachment



DXF DWG

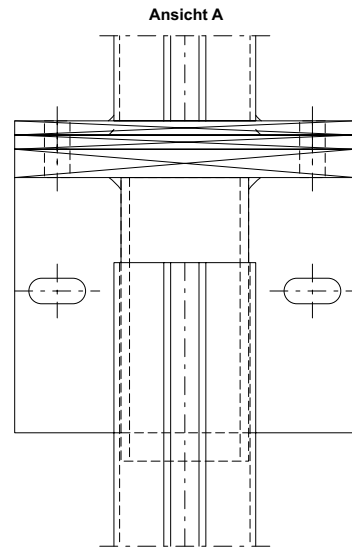
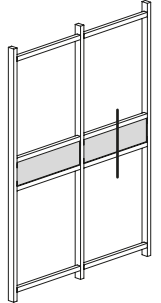
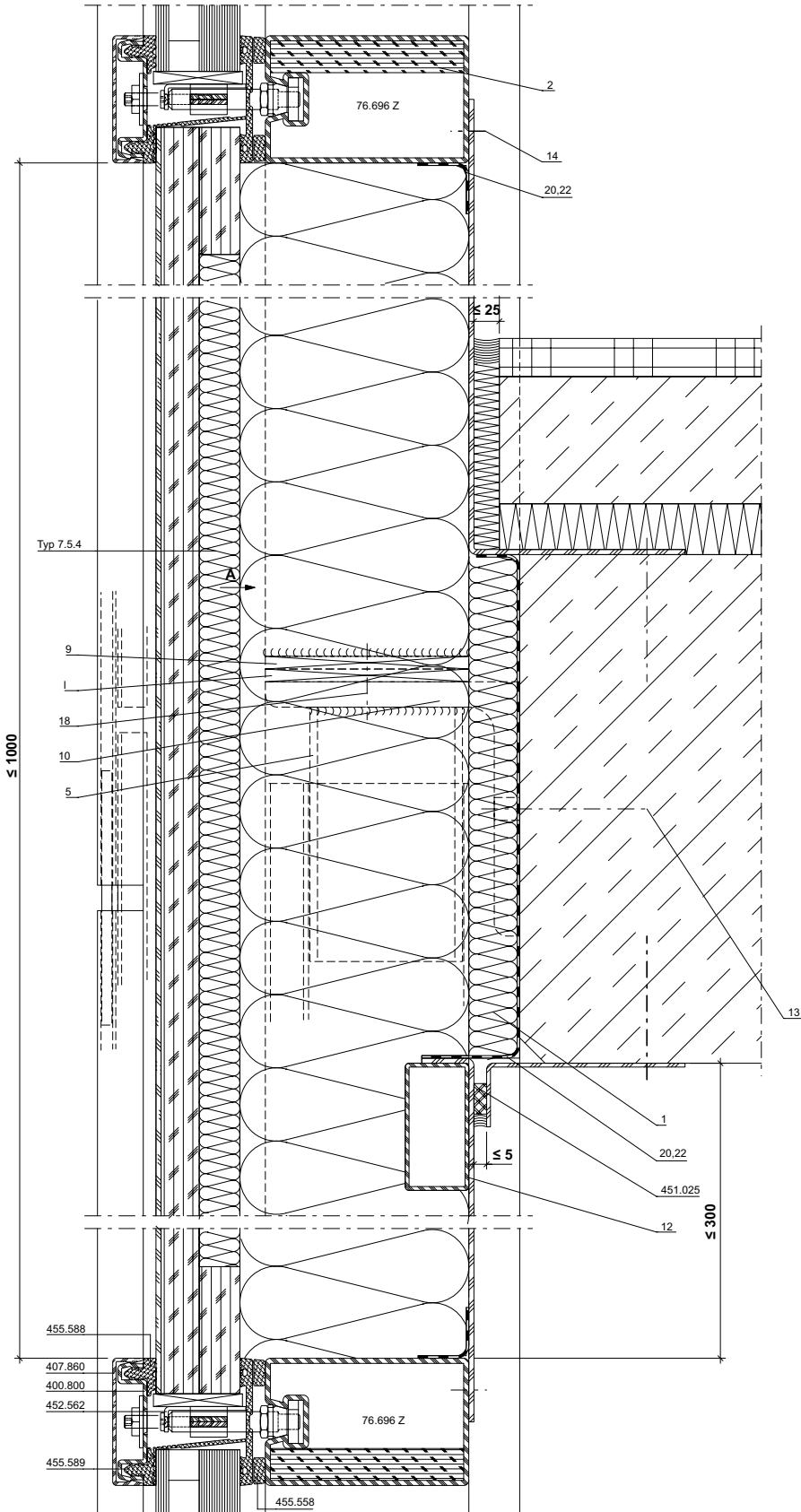
51-0501-A-022

Anschlüsse am Bau  
 Raccords au mur  
 Attachment to structure

VISS Fire EI30 Fassade/Trennwand  
 VISS Fire EI30 façade/cloison  
 VISS Fire EI30 façade/partition wall

Boden- / Deckenanschluss vorge setzt Raccord intermédiaire

Forward-mounted floor /  
 ceiling attachment



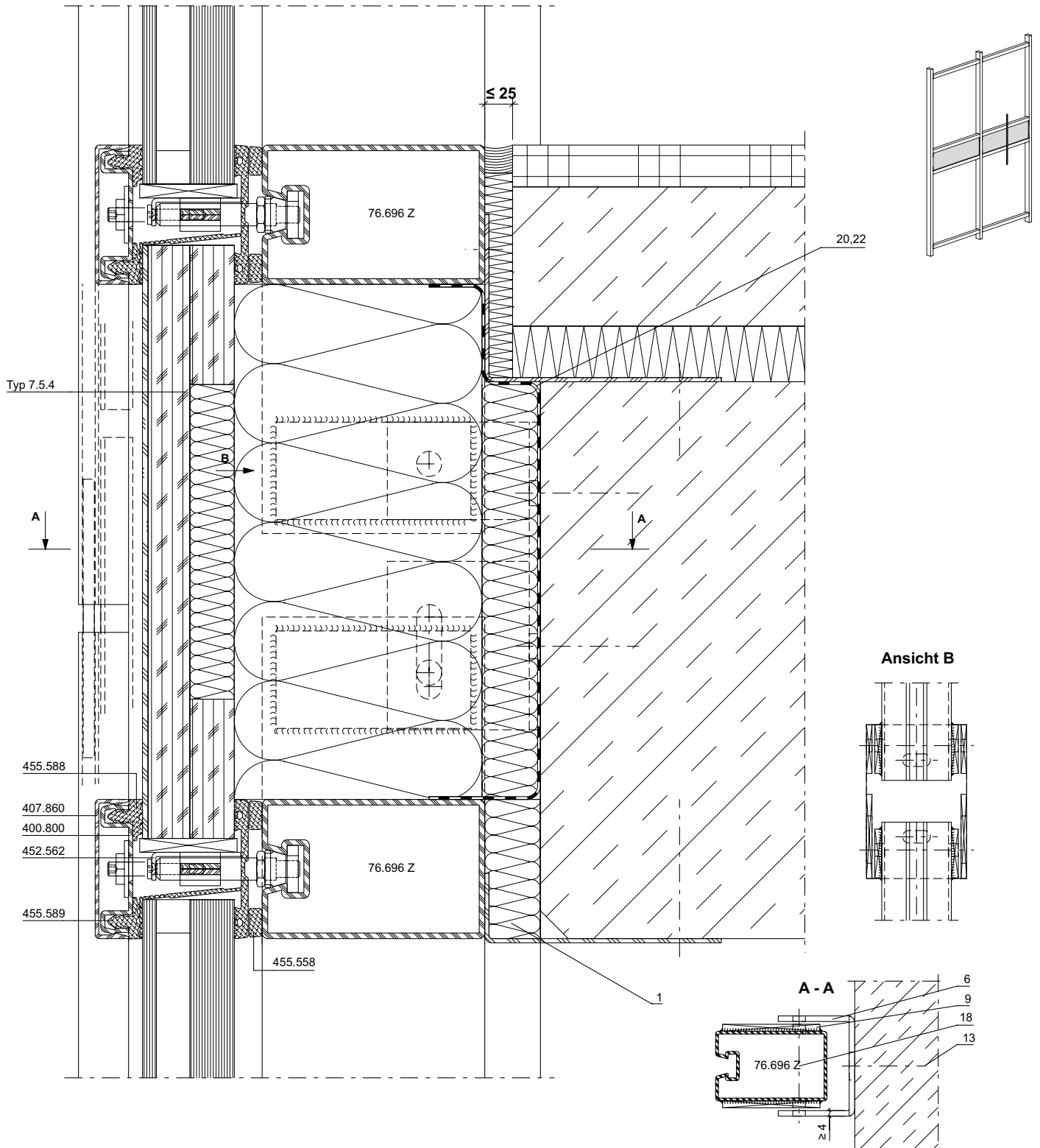
DXF DWG

51-0501-A-024

Boden- / Deckenanschluss vorge setzt

Raccord intermédiaire

Forward-mounted floor /  
 ceiling attachment



DXF DWG

51-0501-A-028



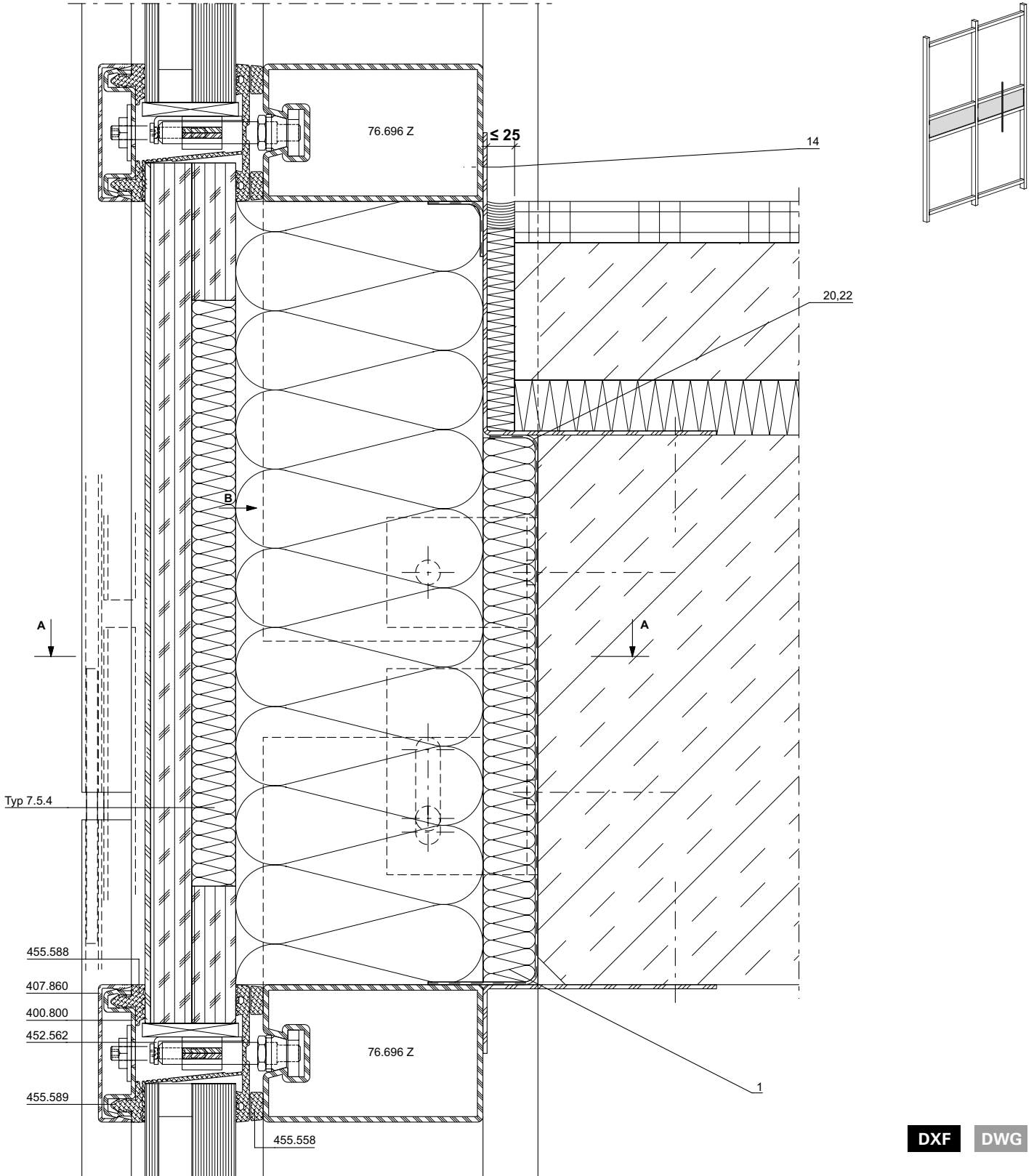
Anschlüsse am Bau im Massstab 1:2  
Raccords au mur à l'échelle 1:2  
Attachment to structure on scale 1:2

VISS Fire EI30 Fassade/Trennwand  
VISS Fire EI30 façade/cloison  
VISS Fire EI30 façade/partition wall

Boden- / Deckenanschluss vorge setzt

Raccord intermédiaire

Forward-mounted floor /  
ceiling attachment



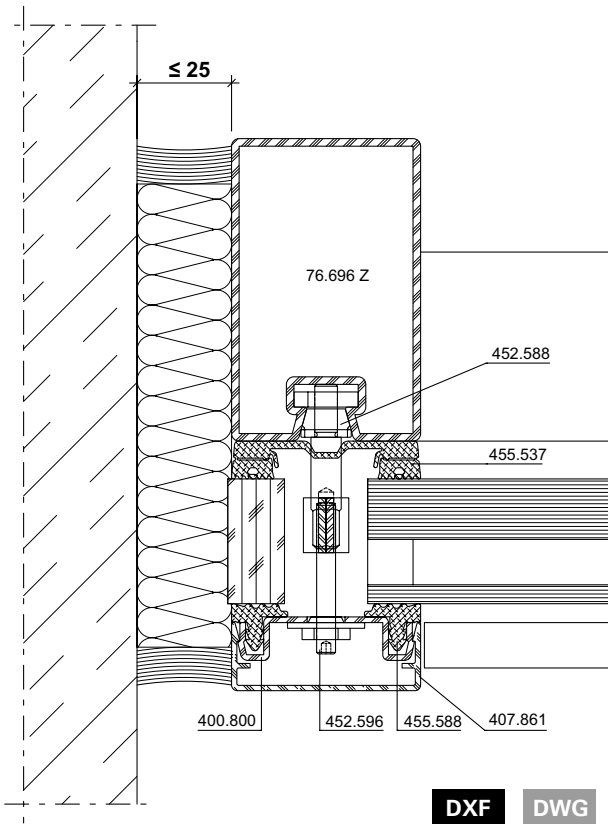
DXF DWG

51-0501-A-026

Wandanschluss

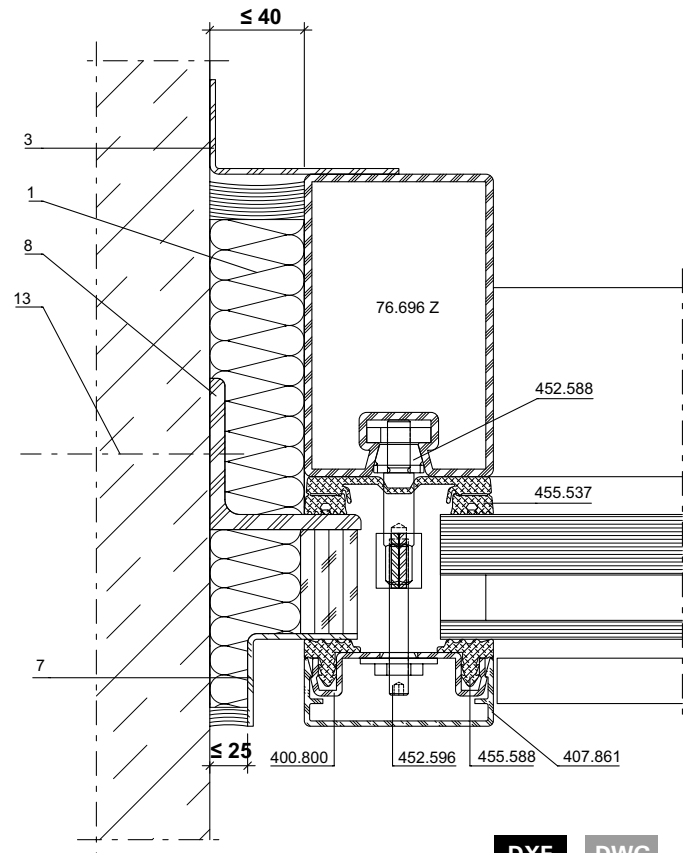
Raccordement au mur

Wall attachment



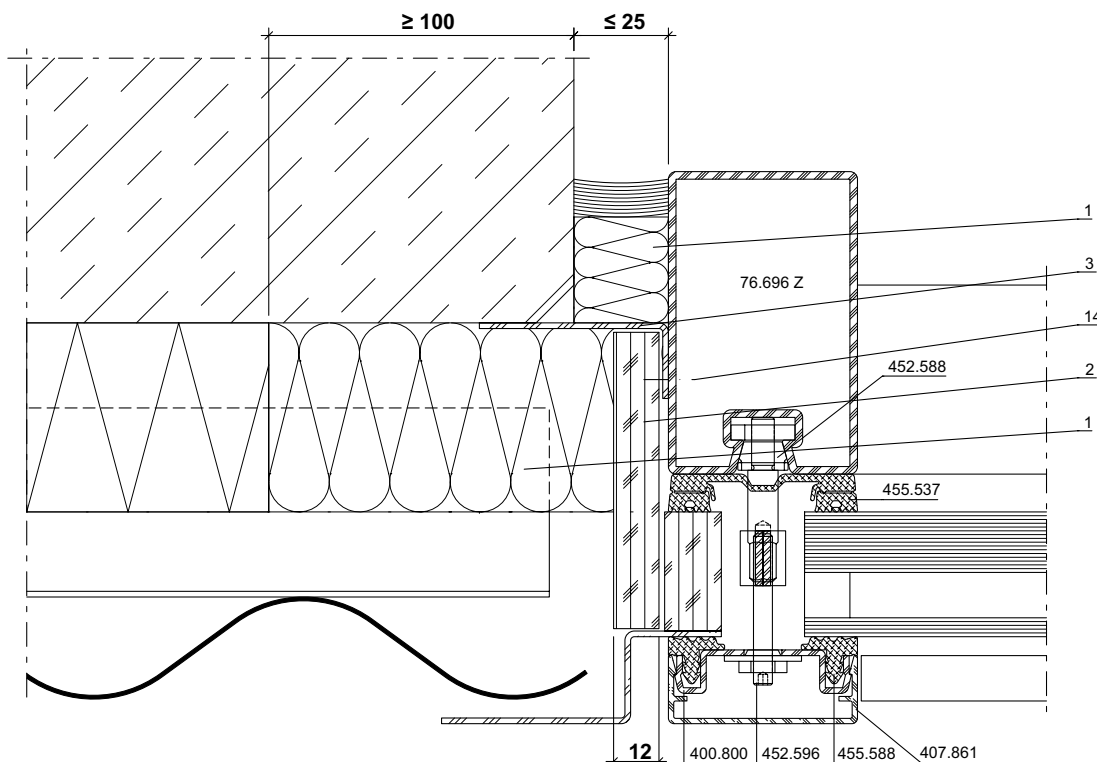
DXF DWG

51-0501-A-040



DXF DWG

51-0501-A-042



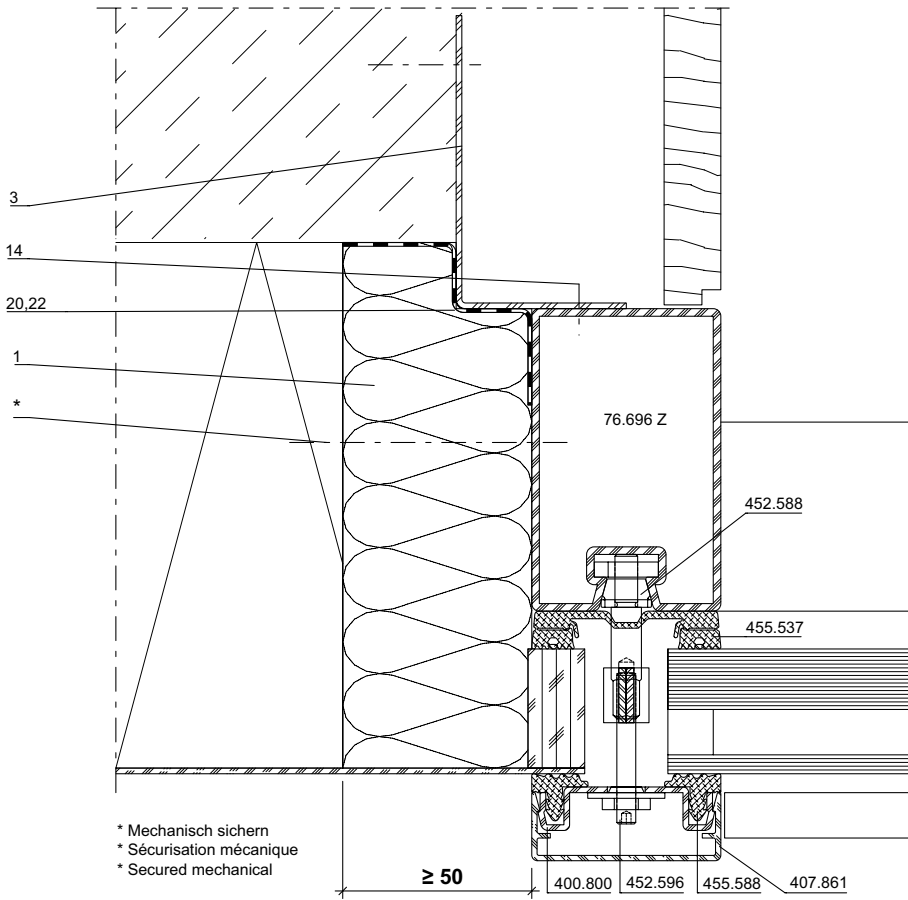
DXF DWG

51-0501-A-043

**Wandanschluss**

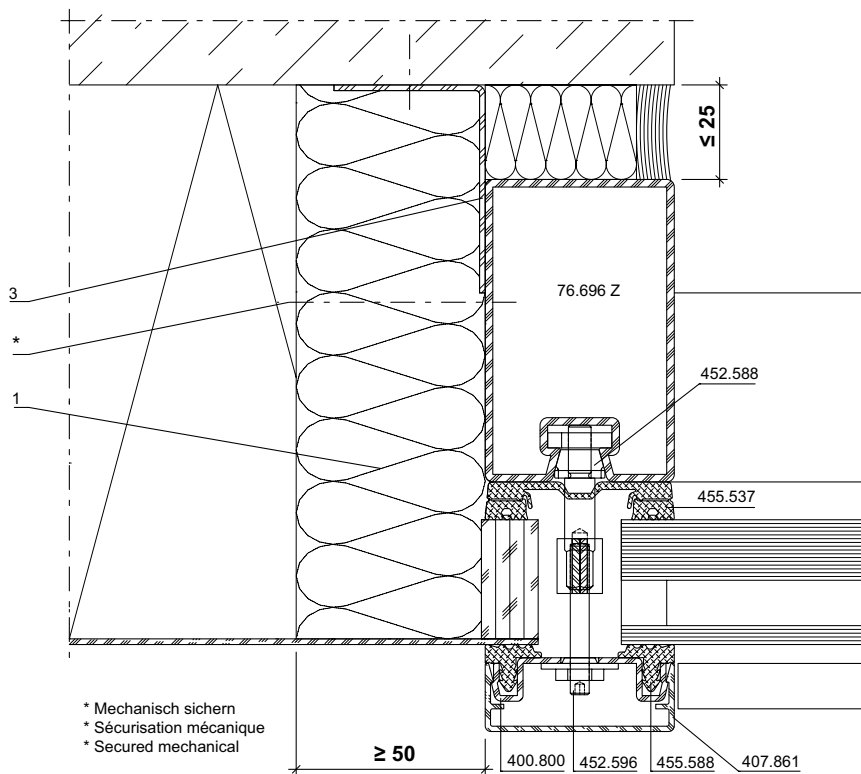
**Raccordement au mur**

**Wall attachment**



**DXF** **DWG**

51-0501-A-044



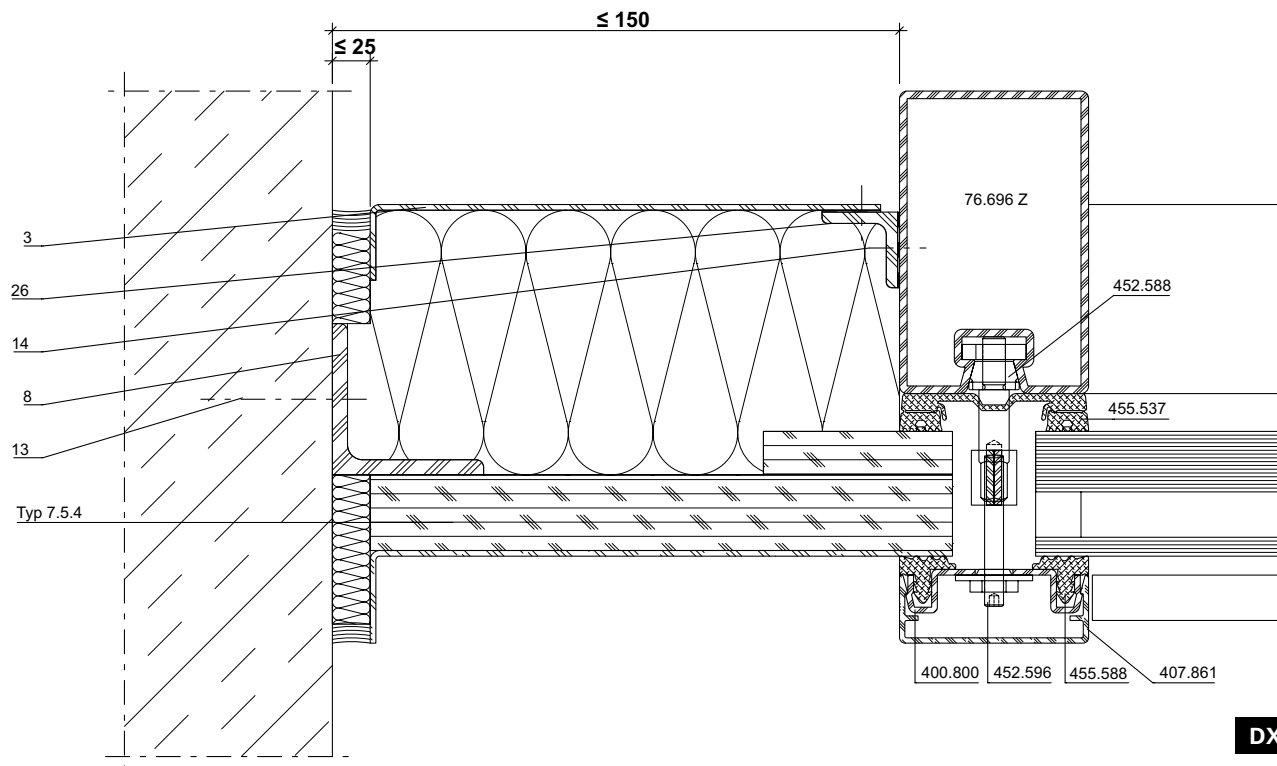
**DXF** **DWG**

51-0501-A-045

Wandanschluss

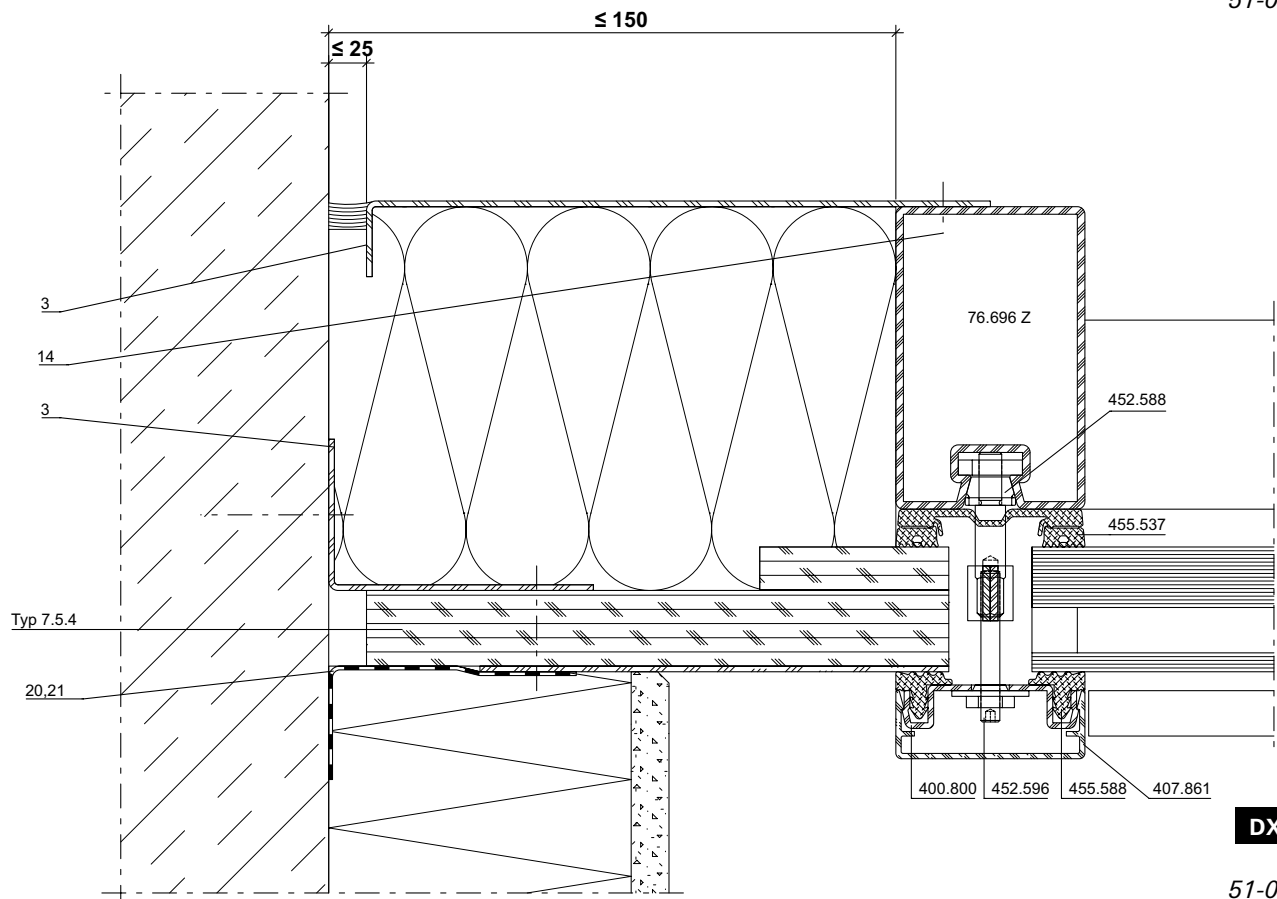
Raccordement au mur

Wall attachment



DXF DWG

51-0501-A-046



DXF DWG

51-0501-A-047

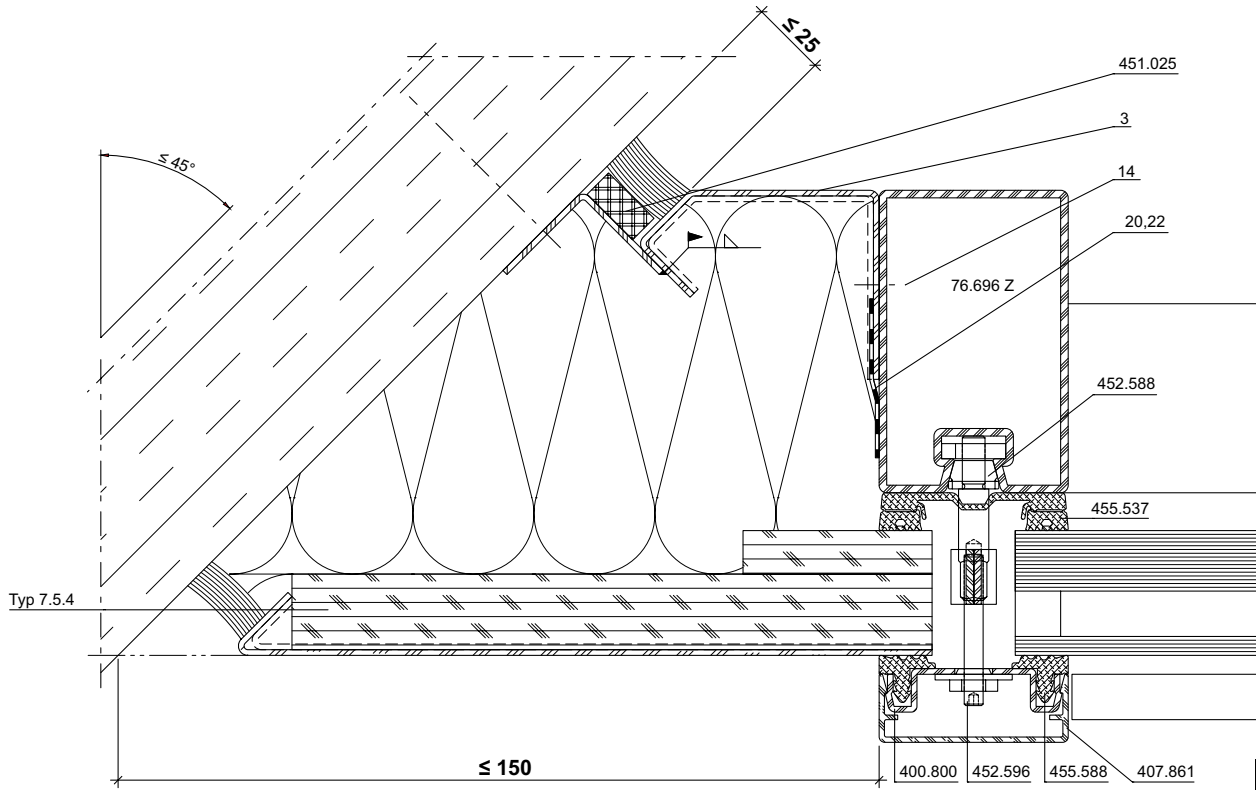
Anschlüsse am Bau im Massstab 1:2  
Raccords au mur à l'échelle 1:2  
Attachment to structure on scale 1:2

VISS Fire EI30 Fassade/Trennwand  
VISS Fire EI30 façade/cloison  
VISS Fire EI30 façade/partition wall

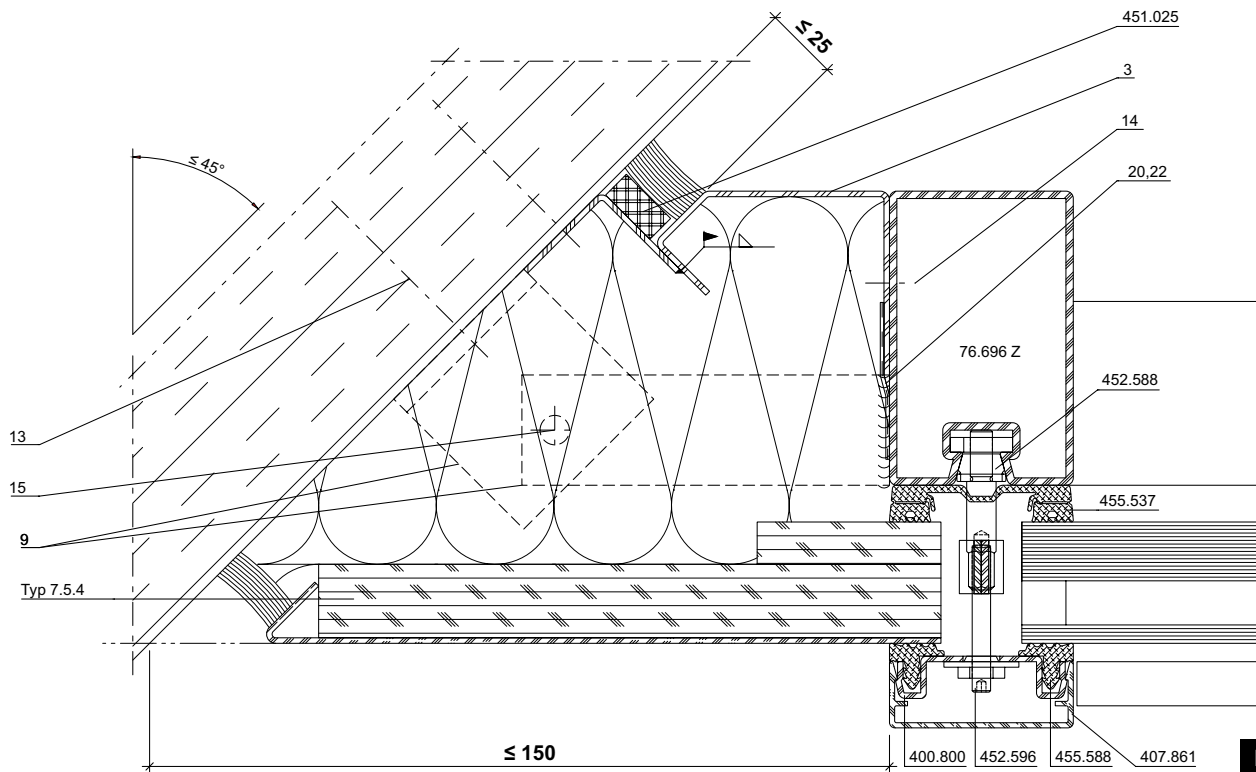
Wandanschluss

Raccordement au mur

Wall attachment



51-0501-A-053

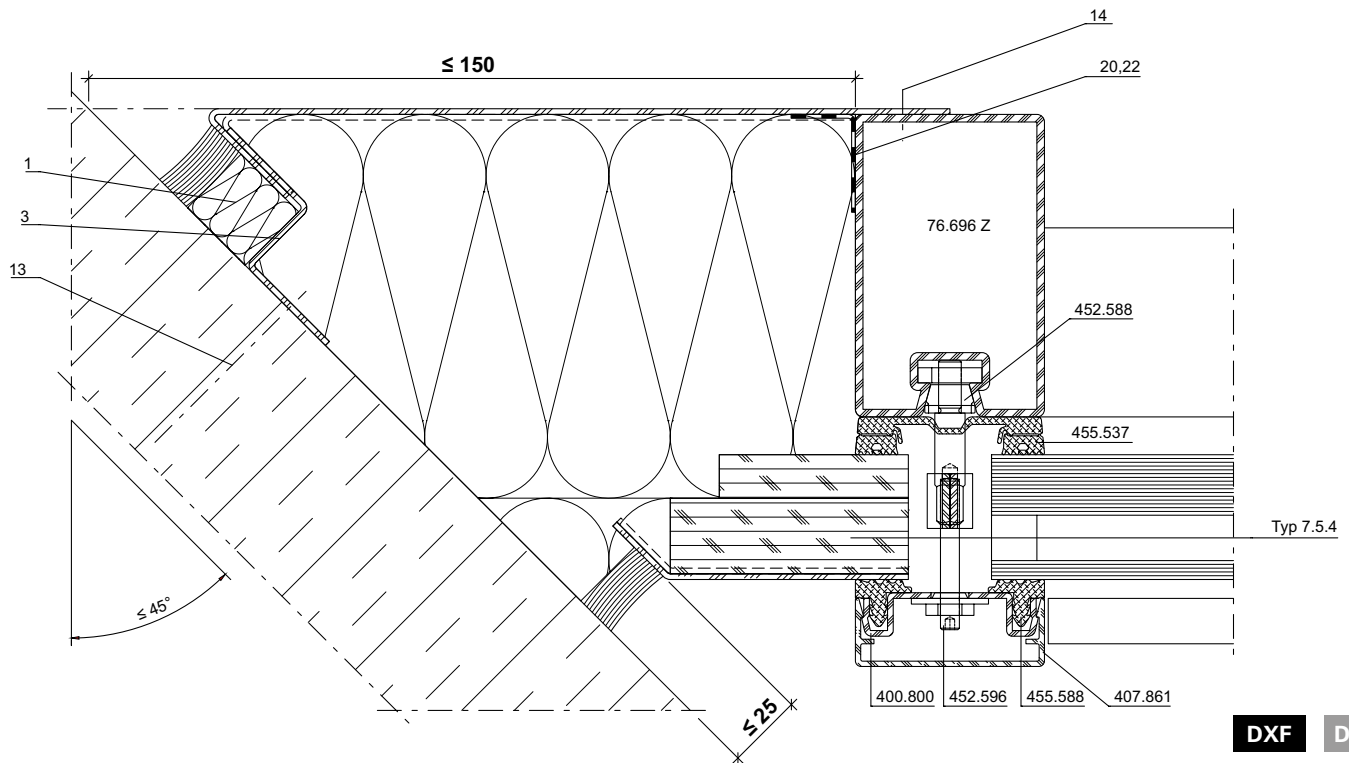


51-0501-A-054

Wandanschluss

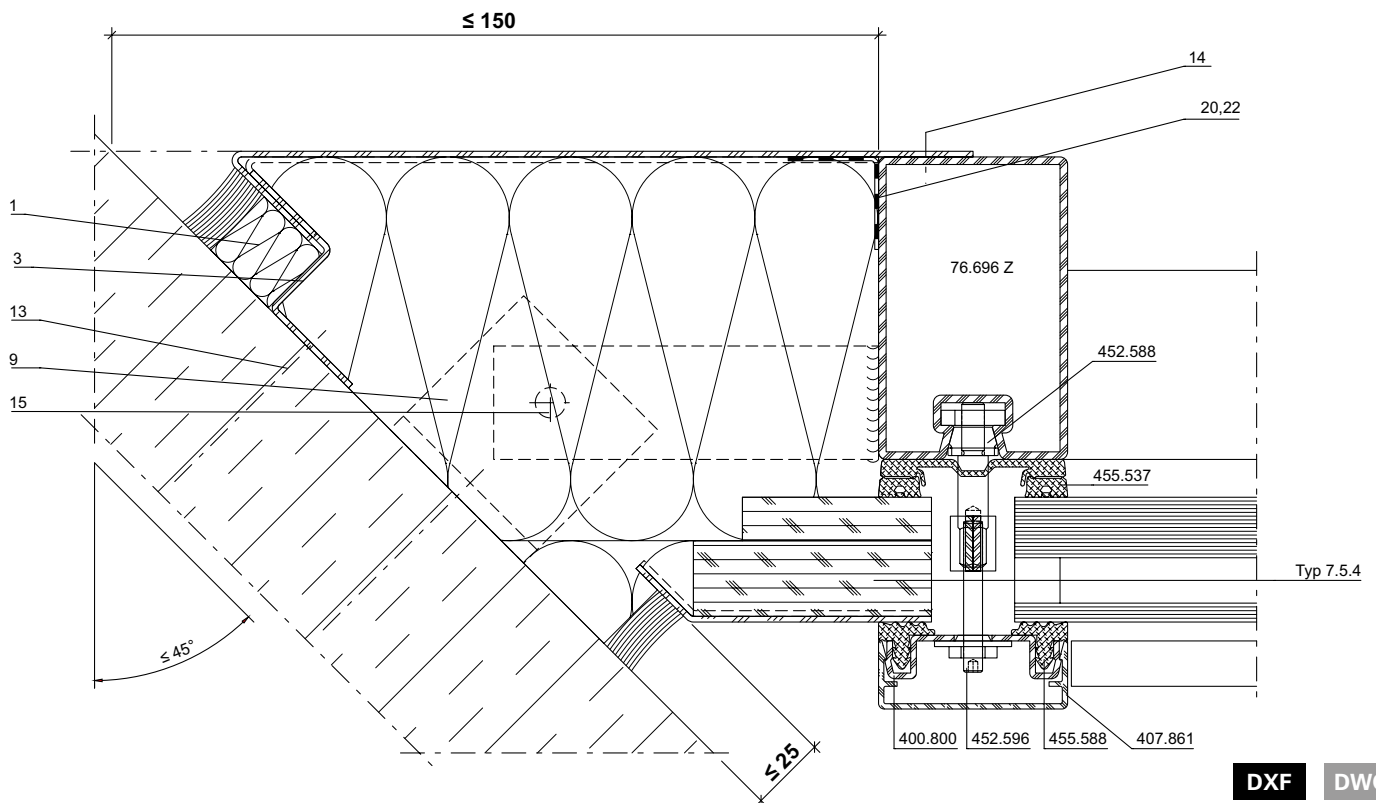
Raccordement au mur

Wall attachment



DXF DWG

51-0501-A-055



DXF DWG

51-0501-A-056

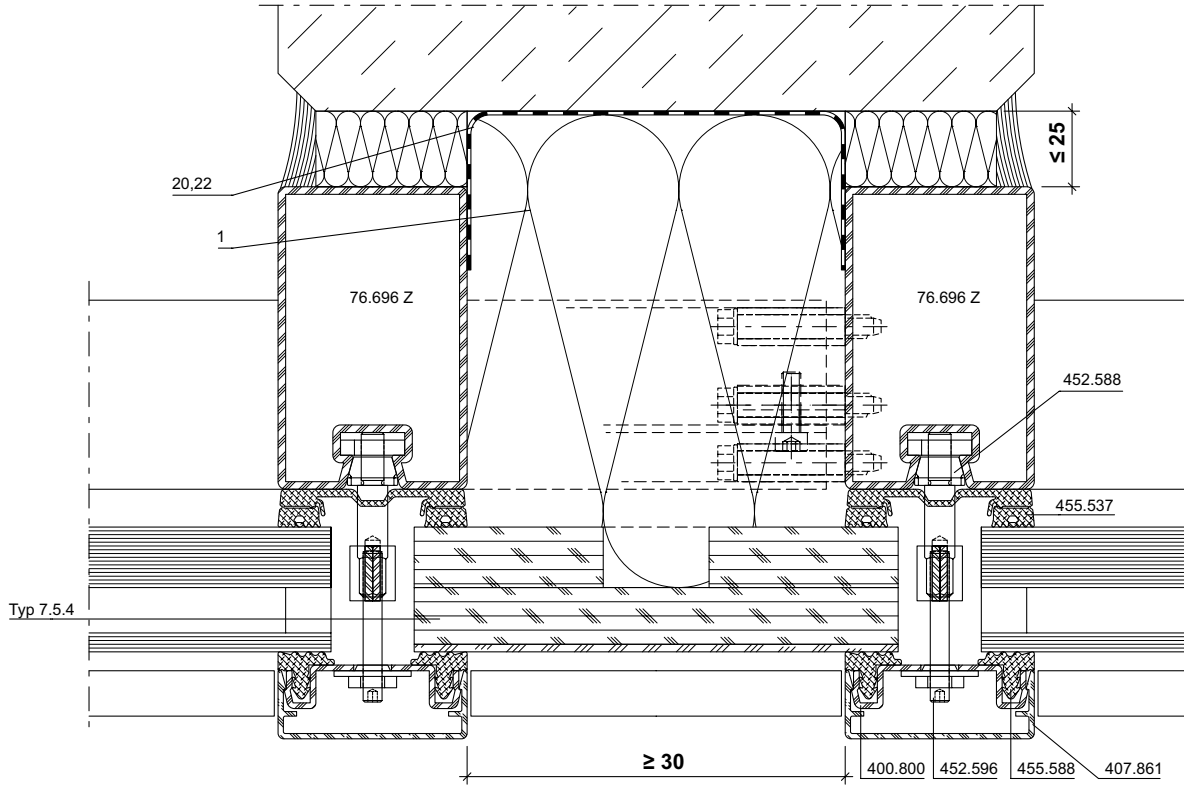
Anschlüsse am Bau im Massstab 1:2  
 Raccords au mur à l'échelle 1:2  
 Attachment to structure on scale 1:2

VISS Fire EI30 Fassade/Trennwand  
 VISS Fire EI30 façade/cloison  
 VISS Fire EI30 façade/partition wall

Wandanschluss vorge setzt

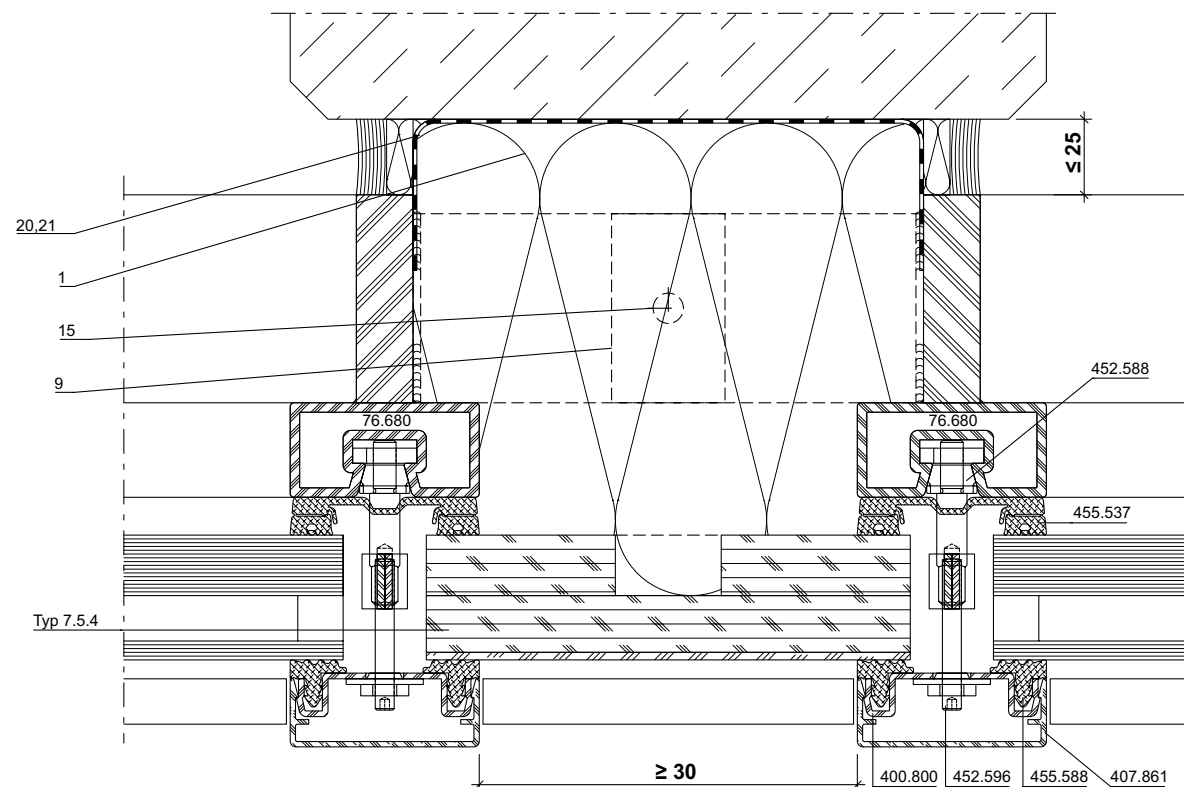
Raccordement au mur intermédiaire

Forward-mounted wall attachment



DXF DWG

51-0501-A-057



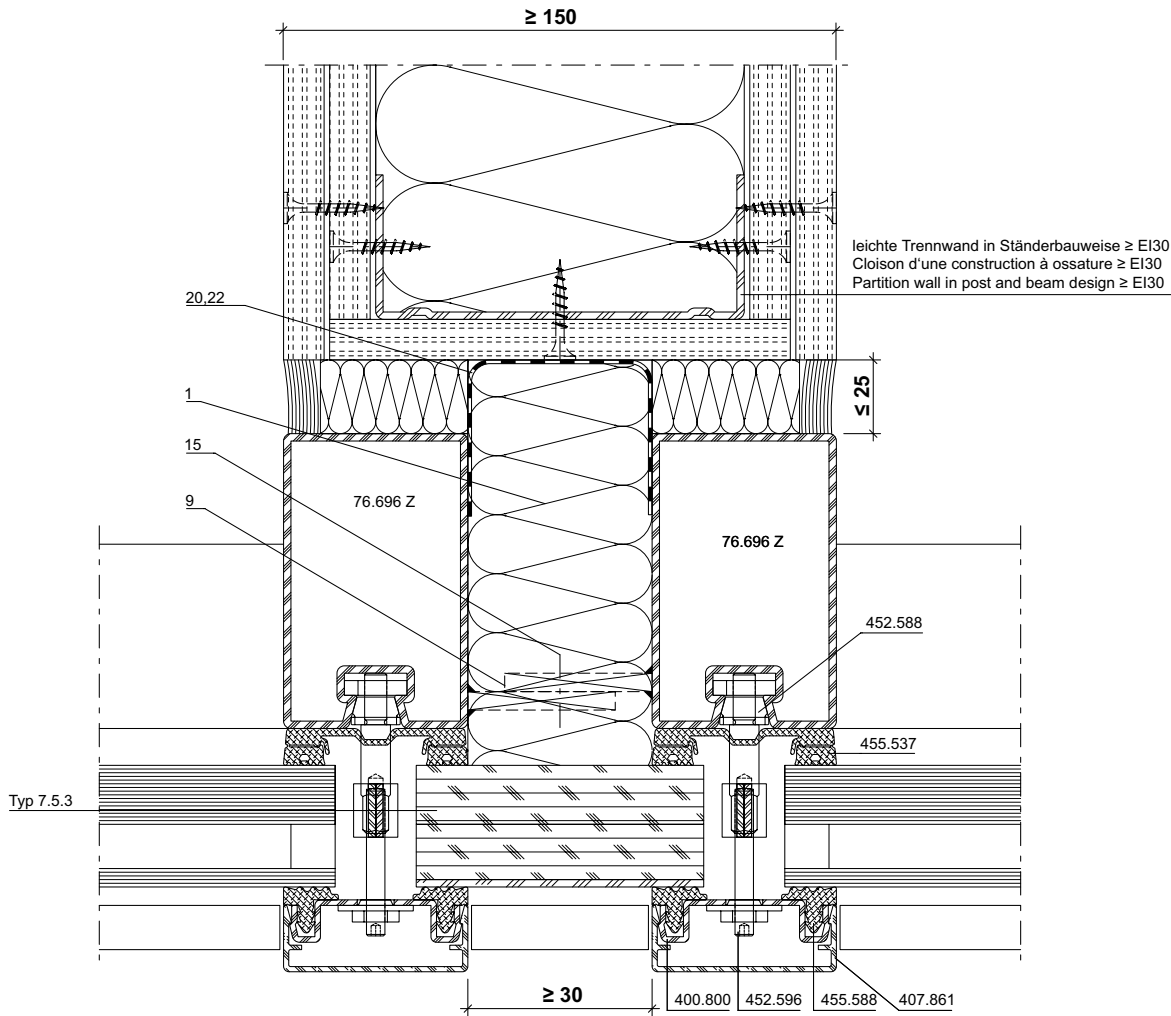
DXF DWG

51-0501-A-058

Wandanschluss vorgesetzt

Raccordement au mur intermédiaire

Forward-mounted wall attachment



DXF DWG

51-0501-A-060



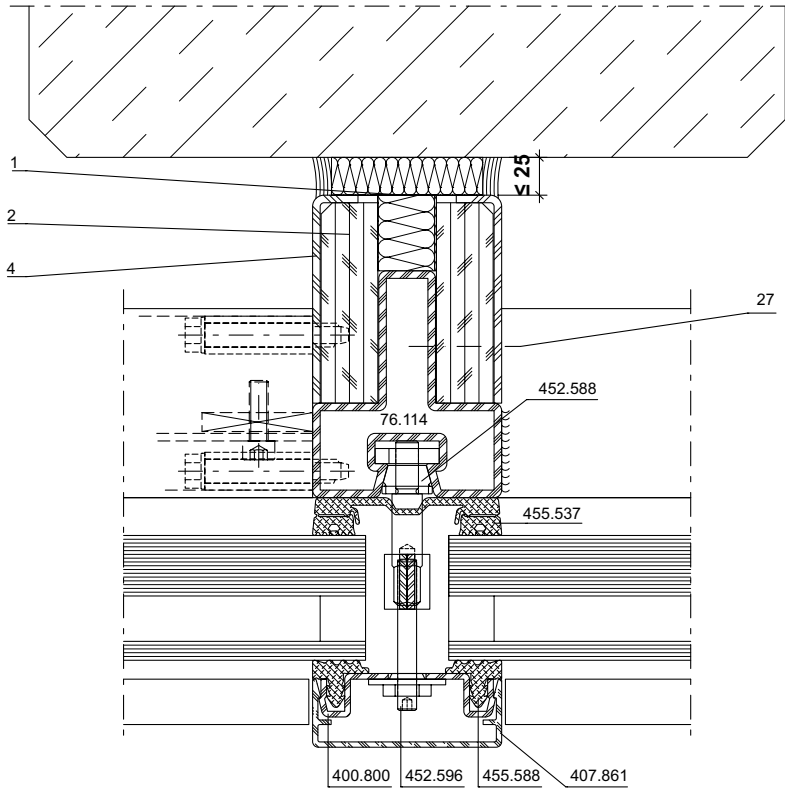
Anschlüsse am Bau im Massstab 1:2  
Raccords au mur à l'échelle 1:2  
Attachment to structure on scale 1:2

VISS Fire EI30 Fassade/Trennwand  
VISS Fire EI30 façade/cloison  
VISS Fire EI30 façade/partition wall

Wandanschluss vorge setzt

Raccordement au mur intermédiaire

Forward-mounted wall attachment



DXF

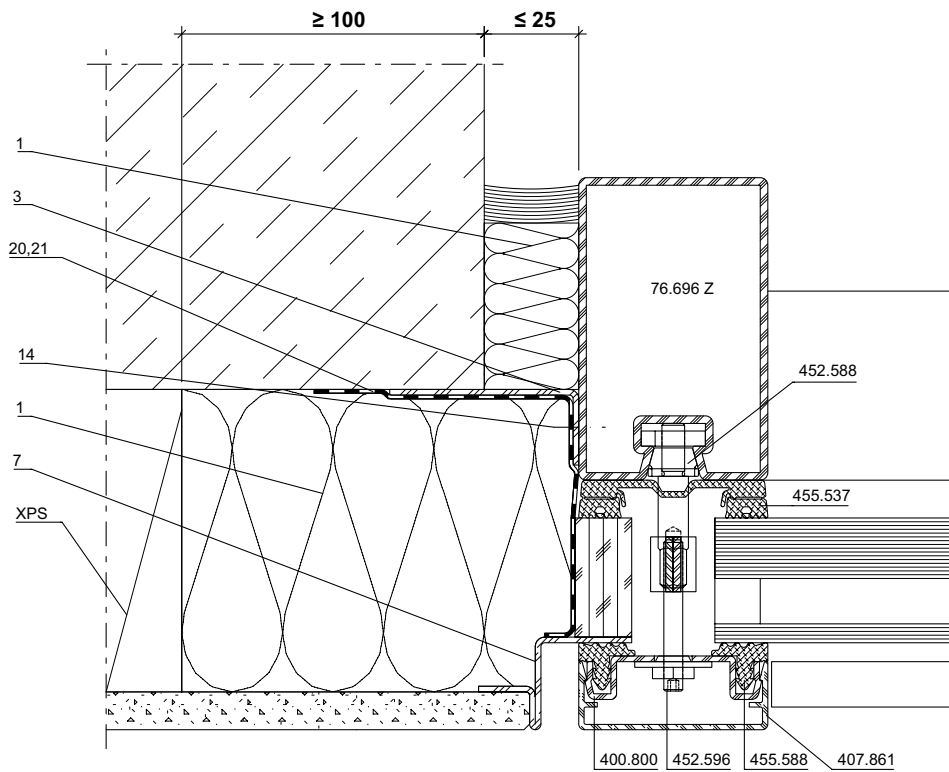
DWG

51-0501-A-061

Wandanschluss

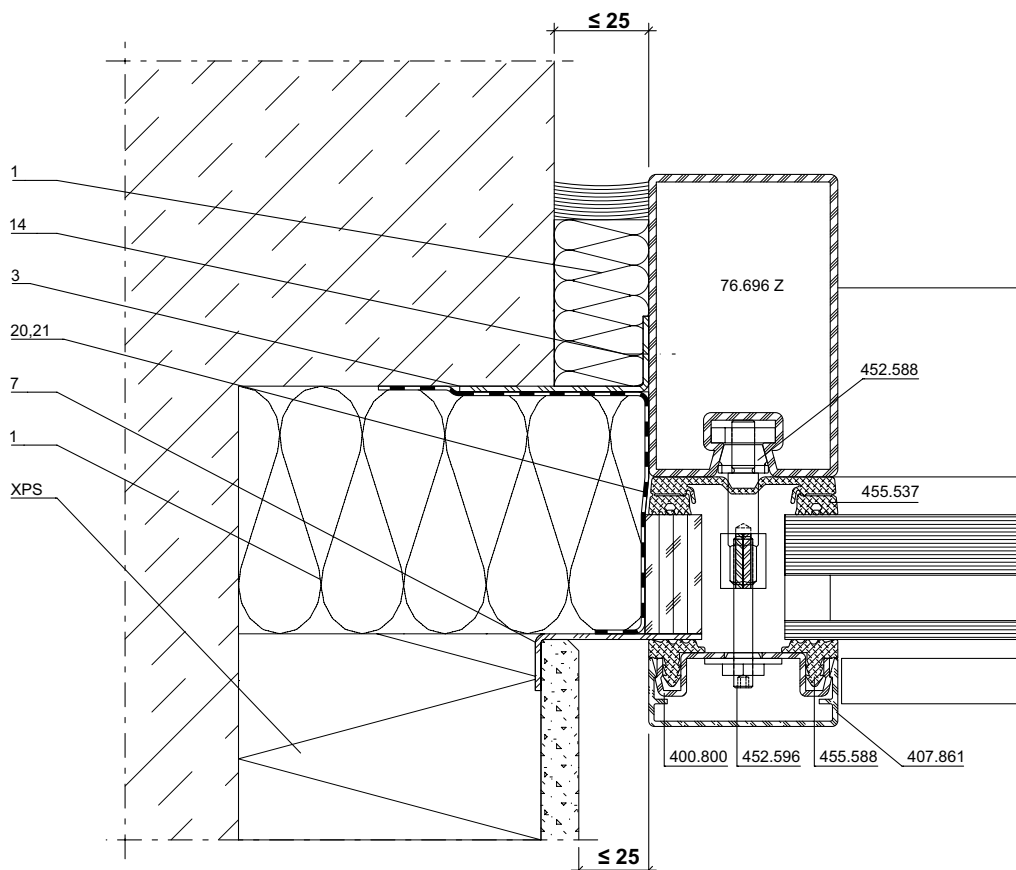
Raccordement au mur

Wall attachment



DXF DWG

51-0501-A-069



DXF DWG

51-0501-A-070

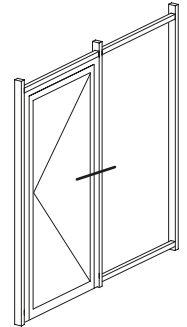
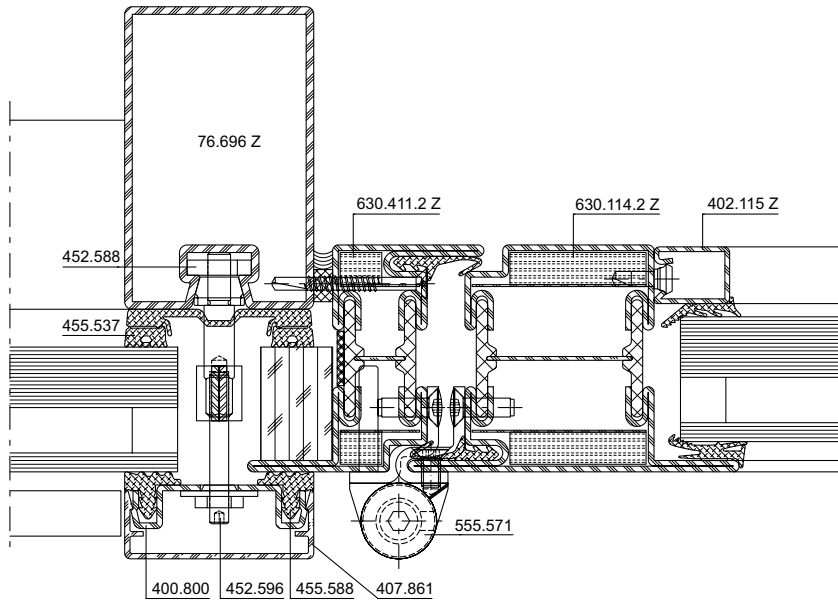
**Konstruktionsdetails im Masstab 1:2**  
**Détails de construction à l'échelle 1:2**  
**Construction details on scale 1:2**

VISS Fire EI30 Fassade/Trennwand  
VISS Fire EI30 façade/cloison  
VISS Fire EI30 façade/partition wall

**Einsatzelement**  
**Janisol 2 EI30 Türe**

**Élément de remplissage**  
**Porte Janisol 2 EI30**

**Infill element**  
**Janisol 2 EI30 door**



**DXF** **DWG**

51-0501-K-022

Türeinbau und Abmessungen  
siehe nationale Zulassungen  
und Klassifizierungsbericht  
13-003089-PR01.

Montage et dimensions de la porte,  
voir les approbations nationales  
et le rapport de classification  
13-003089-PR01.

Door installations and dimensions,  
see national approvals and  
classification report 13-003089-PR01.

**System-Hinweise**

**Remarques concernant les systèmes**

**System instructions**

VISS Fire EI30 Fassade/Trennwand

VISS Fire EI30 façade/cloison

VISS Fire EI30 façade/partition wall

**VISS 50 mm**

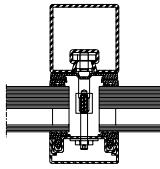
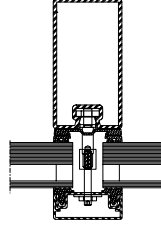
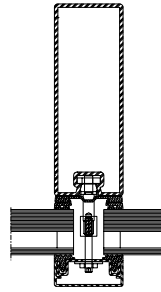
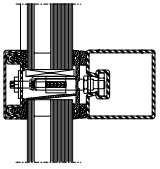
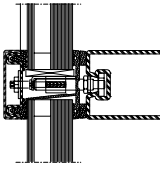
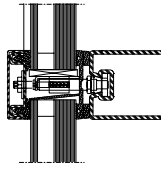
**U<sub>f</sub>-Werte nach EN 10077-2**

**VISS 50 mm**

**Valeurs U<sub>f</sub> selon EN 10077-2**

**VISS 50 mm**

**U<sub>f</sub> values according to 10077-2**

						
<b>Glas</b> <b>Verre</b> <b>Glass</b>	Pfosten 50/50 Montant 50/50 Mullion 50/50	Pfosten 50/95 Montant 50/95 Mullion 50/95	Pfosten 50/140 Montant 50/140 Mullion 50/140	Riegel 50/50 Traverse 50/50 Transom 50/50	Riegel 50/95 Traverse 50/95 Transom 50/95	Riegel 50/140 Traverse 50/140 Transom 50/140
20 mm	1,7 W/m <sup>2</sup> K	1,8 W/m <sup>2</sup> K	1,8 W/m <sup>2</sup> K	1,5 W/m <sup>2</sup> K	1,6 W/m <sup>2</sup> K	1,6 W/m <sup>2</sup> K
30 mm	1,6 W/m <sup>2</sup> K	1,6 W/m <sup>2</sup> K	1,6 W/m <sup>2</sup> K	1,4 W/m <sup>2</sup> K	1,4 W/m <sup>2</sup> K	1,4 W/m <sup>2</sup> K
40 mm	1,5 W/m <sup>2</sup> K	1,5 W/m <sup>2</sup> K	1,5 W/m <sup>2</sup> K	1,3 W/m <sup>2</sup> K	1,3 W/m <sup>2</sup> K	1,3 W/m <sup>2</sup> K
50 mm	1,4 W/m <sup>2</sup> K	1,4 W/m <sup>2</sup> K	1,5 W/m <sup>2</sup> K	1,2 W/m <sup>2</sup> K	1,2 W/m <sup>2</sup> K	1,2 W/m <sup>2</sup> K
60 mm	1,4 W/m <sup>2</sup> K	1,4 W/m <sup>2</sup> K	1,4 W/m <sup>2</sup> K	1,1 W/m <sup>2</sup> K	1,2 W/m <sup>2</sup> K	1,2 W/m <sup>2</sup> K
70 mm	1,3 W/m <sup>2</sup> K	1,3 W/m <sup>2</sup> K	1,4 W/m <sup>2</sup> K	1,1 W/m <sup>2</sup> K	1,1 W/m <sup>2</sup> K	1,1 W/m <sup>2</sup> K

Der Einfluss der Schraubenbefestigung in Höhe von 0.14 W/m<sup>2</sup>K ist berücksichtigt.

L'influence de la fixation à vis de 0.14 W/m<sup>2</sup>K est prise en compte.

The 0.14 W/m<sup>2</sup>K influence of the screw fixing is taken into account.

**System-Hinweise**

**Remarques concernant les systèmes**

**System instructions**

VISS Fire EI30 Fassade/Trennwand

VISS Fire EI30 façade/cloison

VISS Fire EI30 façade/partition wall

**VISS 60 mm**

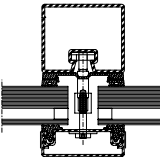
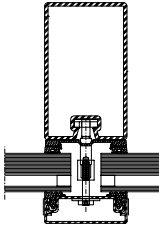
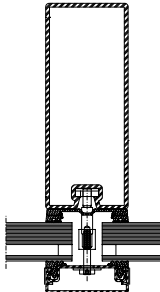
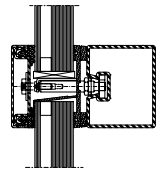
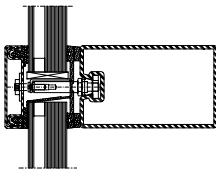
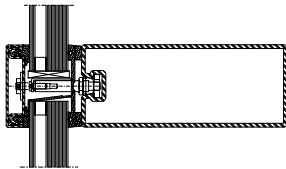
**U<sub>f</sub>-Werte nach EN 10077-2**

**VISS 60 mm**

**Valeurs U<sub>f</sub> selon EN 10077-2**

**VISS 60 mm**

**U<sub>f</sub> values according to 10077-2**

						
<b>Glas</b>	Pfosten 60/50	Pfosten 60/100	Pfosten 60/150	Riegel 60/50	Riegel 60/100	Riegel 60/150
<b>Verre</b>	Montant 60/50	Montant 60/100	Montant 60/150	Traverse 60/50	Traverse 60/100	Traverse 60/150
<b>Glass</b>	Mullion 60/50	Mullion 60/100	Mullion 60/150	Transom 60/50	Transom 60/100	Transom 60/150
20 mm	<b>1,6 W/m<sup>2</sup>K</b>	<b>1,7 W/m<sup>2</sup>K</b>	<b>1,7 W/m<sup>2</sup>K</b>	<b>1,4 W/m<sup>2</sup>K</b>	<b>1,5 W/m<sup>2</sup>K</b>	<b>1,5 W/m<sup>2</sup>K</b>
30 mm	<b>1,5 W/m<sup>2</sup>K</b>	<b>1,5 W/m<sup>2</sup>K</b>	<b>1,5 W/m<sup>2</sup>K</b>	<b>1,3 W/m<sup>2</sup>K</b>	<b>1,3 W/m<sup>2</sup>K</b>	<b>1,3 W/m<sup>2</sup>K</b>
40 mm	<b>1,3 W/m<sup>2</sup>K</b>	<b>1,4 W/m<sup>2</sup>K</b>	<b>1,4 W/m<sup>2</sup>K</b>	<b>1,1 W/m<sup>2</sup>K</b>	<b>1,2 W/m<sup>2</sup>K</b>	<b>1,2 W/m<sup>2</sup>K</b>
50 mm	<b>1,2 W/m<sup>2</sup>K</b>	<b>1,3 W/m<sup>2</sup>K</b>	<b>1,3 W/m<sup>2</sup>K</b>	<b>1,1 W/m<sup>2</sup>K</b>	<b>1,1 W/m<sup>2</sup>K</b>	<b>1,1 W/m<sup>2</sup>K</b>
60 mm	<b>1,2 W/m<sup>2</sup>K</b>	<b>1,2 W/m<sup>2</sup>K</b>	<b>1,2 W/m<sup>2</sup>K</b>	<b>1,0 W/m<sup>2</sup>K</b>	<b>1,0 W/m<sup>2</sup>K</b>	<b>1,0 W/m<sup>2</sup>K</b>
70 mm	<b>1,1 W/m<sup>2</sup>K</b>	<b>1,2 W/m<sup>2</sup>K</b>	<b>1,2 W/m<sup>2</sup>K</b>	<b>0,96 W/m<sup>2</sup>K</b>	<b>0,97 W/m<sup>2</sup>K</b>	<b>0,98 W/m<sup>2</sup>K</b>

Der Einfluss der Schraubenbefestigung in Höhe von 0.14 W/m<sup>2</sup>K ist berücksichtigt.

L'influence de la fixation à vis de 0.14 W/m<sup>2</sup>K est prise en compte.

The 0.14 W/m<sup>2</sup>K influence of the screw fixing is taken into account.

---

**Inhaltsverzeichnis**  
**Sommaire**  
**Content**

---

---

VISS Fire  
VISS Fire  
VISS Fire

---

---

**Systemübersicht**

Merkmale  
Zulassungen  
Typenübersicht

**Sommaire du système**

Caractéristiques  
Homologations  
Sommaire des types

**Summary of system**

Characteristics  
Authorisations  
Summary of types

**78**

---

**Profilsortiment**

Profile  
Deckprofile

**Assortiment de profilé**

Profilés  
Profilés de recouvrement

**Range of profiles**

Profiles  
Cover sections

**83**

---

**Konstruktions-Hinweise**

Schnittpunkte  
Konstruktionsdetails  
Anschlüsse am Bau

**Consignes de construction**

Coupes de détails  
Détails de construction  
Raccordement au mur

**Construction instructions**

Section details  
Construction details  
Attachment to structure

**86**

**Merkmale**  
**Caractéristiques**  
**Characteristics**

VISS Fire  
VISS Fire  
VISS Fire

## VISS Fire

Wärmegeämmte, auf dem System der Trockenverglasung basierende Pfosten-Riegelkonstruktion für Brandschutz-Fassaden.

**Anwendung:**  
**E30**  
**EI30 / EI60 / EI90**

## VISS Fire

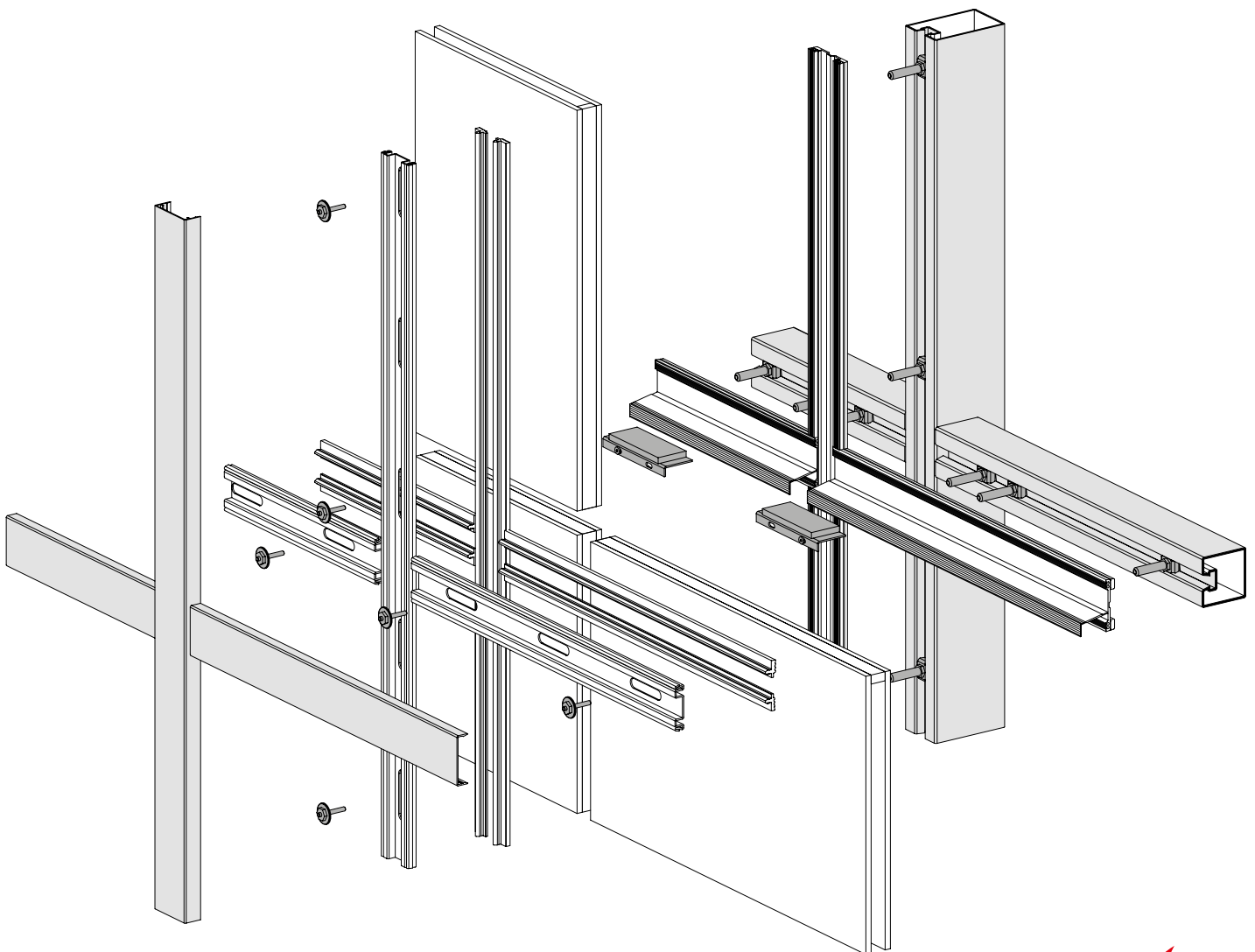
Construction à montants et traverses à rupture de pont thermique basée sur le système de vitrage à sec pour façades de protection incendie.

**Application:**  
**E30**  
**EI30 / EI60 / EI90**

## VISS Fire

Fully insulated curtain walling system, suitable for fire protection façades, using mullions and transoms and based on the dry glazing system.

**Application:**  
**E30**  
**EI30 / EI60 / EI90**



Zulassungen/Prüfungen  
Homologations/Essais  
Authorisations/Tests

VISS Fire  
VISS Fire  
VISS Fire

#### VISS Fire

#### VISS Fire

#### VISS Fire

##### Produktnorm Vorhangsfassade EN 13830

Luftdurchlässigkeit (EN 12152) AE  
Schlagregendichtheit (EN 12154) RE 1200  
Widerstandsfähigkeit bei Windlast  
(EN 13116)  
zulässige Last 2000 Pa  
erhöhte Last 3000 Pa  
Stoßfestigkeit (EN 14019) I5/E5

Prüfbericht 108 28793,  
Gutachten 155 28793 und  
Klassifizierungsbericht 100 28793,  
ift DE-Rosenheim

##### Luftschalldämmung

nach EN ISO 140-3 (1993) und ISO/DIS  
717-1 (1993), DIN 52210:

$R_w = 42$  dB (bei Füllelementwert  
mind.  $R_w = 42$  dB)

Gutachtliche Stellungnahme vom  
13.9.1996 der EMPA, Dübendorf/CH

##### Norme de produit façade rideau EN 13830

Perméabilité à l'air (EN 12152) AE  
Étanchéité à la pluie battante (EN 12154)  
RE 1200  
Résistance à la charge du vent (EN 13116)  
Charge admissible 2000 pa  
Charge élevée 3000 Pa  
Résistance aux chocs (EN 14019) I5/E5

Rapport d'essai 108 28793,  
expertise 155 28793 et rapport de  
classification 100 28793,  
ift DE-Rosenheim

##### Isolément contre les sons aériens selon EN ISO 140-3 (1993) et ISO/DIS 717-1 (1993), DIN 52210:

$R_w = 42$  dB (avec valeur du  
remplissage min.  $R_w = 42$  dB)

Expertise de l'EMPA Dübendorf/CH  
du 13.9.1996

##### Product approval curtain walls EN 13830

Air permeability (EN 12152) AE  
Resistance to driving rain (EN 12154)  
RE 1200  
Resistance to wind loads (EN 13116)  
Permissible load 2000 Pa  
Increased load 3000 Pa  
Impact streng (EN 14019) I5/E5

Test report 108 28793,  
appraisal report 155 28793 and  
classification report 100 28793  
ift DE-Rosenheim

##### Insulation against airborne noise according to EN ISO 140-3 (1993) and ISO/DIS 717-1 (1993), DIN 52210:

$R_w = 42$  dB (with glass/infill panel min.  
 $R_w = 42$  dB)

Expertise dated 13.9.1996 by  
EMPA Dübendorf/CH



**VISS Fire**  
**Brandschutzverglasung Klasse E**

**VISS Fire**  
**Vitrage pare-flammes Classe E**

**VISS Fire**  
**Fire protection glazing Class E**

**DE: G30**

Z-19-14-590  
Z-19.14-1214

**G60**

Z-19.14-1216

**DIN 18008-4**

Technische Regeln für die  
Verwendung von absturzsichernden  
Verglasungen

Prüfbescheid

J-10-02-1 „a“ Fassade  
Kategorie A (900 mm)

**Klemmverbindung**

AbZ Z-14.4-465 (Brandschutzanker)

**Pfosten-Riegel-Verbindung**

AbZ Z-14.4-467 (T-Verbinder)

**DE: G30**

Z-19-14-590  
Z-19.14-1214

**G60**

Z-19.14-1216

**DIN 18008-4**

Règlement technique pour la  
sécurité anti-chute des vitrages

Prüfbescheid

J-10-02-1 „a“ Fassade  
Kategorie A (900 mm)

**Jonction par serrage**

AbZ Z-14.4-465 (boulon d'ancrage  
anti-incendie)

**Jonction montant-traverse**

AbZ Z-14.4-467 (Raccord en T)

**DE: G30**

Z-19-14-590  
Z-19.14-1214

**G60**

Z-19.14-1216

**DIN 18008-4**

The technical regulations for  
protecting glazing against  
falling out

Prüfbescheid

J-10-02-1 „a“ Fassade  
Kategorie A (900 mm)

**Clamp connection**

AbZ Z-14.4-465 (fire-proof anchor)

**Mullion-transom connection**

AbZ Z-14.4-467 (Connecting spigot)

**AT: E30 / EW30**

**E60 / EW60**

**E90 / EW90**

Klassifizierungsbericht  
Nr. 100 308 27-4 IBS Linz

**AT: E30 / EW30**

**E60 / EW60**

**E90 / EW90**

Klassifizierungsbericht  
Nr. 100 308 27-4 IBS Linz

**AT: E30 / EW30**

**E60 / EW60**

**E90 / EW90**

Klassifizierungsbericht  
Nr. 100 308 27-4 IBS Linz

**GB: Integrity 1/2 h, 1 h, 1 1/2 h**

BS 476:Part 22:1987

P100099-1002

BRE GB-Bucknalls Lane,  
Harston, Watford, Herfordshire

**GB: Integrity 1/2 h, 1 h, 1 1/2 h**

BS 476:Part 22:1987

P100099-1002

BRE GB-Bucknalls Lane,  
Harston, Watford, Herfordshire

**GB: Integrity 1/2 h, 1 h, 1 1/2 h**

BS 476:Part 22:1987

P100099-1002

BRE GB-Bucknalls Lane,  
Harston, Watford, Herfordshire

Die landesspezifischen  
Brandschutz-Zulassungen bzw.  
deren Bestimmungen und  
Vorschriften sind zu beachten.

Les certificats de protection  
incendie spécifiques au pays,  
leurs dispositions et leurs  
prescriptions doivent être respectés.

Fire-protection approvals or  
applicable national regulations  
and determinations must be  
observed.

Zulassungen/Prüfungen  
Homologations/Essais  
Authorisations/Tests

VISS Fire  
VISS Fire  
VISS Fire

**VISS Fire**  
**Brandschutzverglasung Klasse EI**

**VISS Fire**  
**Vitrage coupe feu Classe EI**

**VISS Fire**  
**Fire protection glazing Class EI**

**DE: F30**

Z-19-14-1592

**F90**

Z-19.14-1730

**DIN 18008-4**

Technische Regeln für die  
Verwendung von absturzsichernden  
Verglasungen

Prüfbescheid

J-10-02-1 „a“ Fassade

Kategorie A (900 mm)

**Klemmverbindung**

AbZ Z-14.4-465 (Brandschutzanker)

**Pfosten-Riegel-Verbindung**

AbZ Z-14.4-467 (T-Verbinder)

**DE: F30**

Z-19-14-1592

**F90**

Z-19.14-1730

**DIN 18008-4**

Règlement technique pour la  
sécurité anti-chute des vitrages

Prüfbescheid

J-10-02-1 „a“ Fassade

Kategorie A (900 mm)

**Jonction par serrage**

AbZ Z-14.4-465 (boulon d'ancrage  
anti-incendie)

**Jonction montant-traverse**

AbZ Z-14.4-467 (Raccord en T)

**DE: F30**

Z-19-14-1592

**F90**

Z-19.14-1730

**DIN 18008-4**

The technical regulations for  
protecting glazing against  
falling out

Prüfbescheid

J-10-02-1 „a“ Fassade

Kategorie A (900 mm)

**Clamp connection**

AbZ Z-14.4-465 (fire-proof anchor)

**Mullion-transom connection**

AbZ Z-14.4-467 (Connecting spigot)

**AT: EI30 / EI60 / EI90**

Klassifizierungsbericht  
Nr. 100 308 27-4 IBS Linz

**AT: EI30 / EI60 / EI90**

Klassifizierungsbericht  
Nr. 100 308 27-4 IBS Linz

**AT: EI30 / EI60 / EI90**

Klassifizierungsbericht  
Nr. 100 308 27-4 IBS Linz

**GB: Integrity 1/2 h, 1 h, 1 1/2 h**

BS 476:Part 22:1987

P100099-1002

BRE GB-Bucknalls Lane,

Harston, Watford, Herfordshire

**GB: Integrity 1/2 h, 1 h, 1 1/2 h**

BS 476:Part 22:1987

P100099-1002

BRE GB-Bucknalls Lane,

Harston, Watford, Herfordshire

**GB: Integrity 1/2 h, 1 h, 1 1/2 h**

BS 476:Part 22:1987

P100099-1002


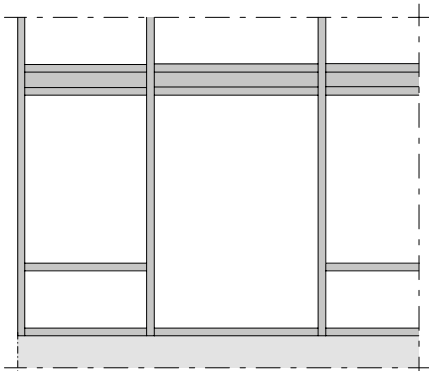
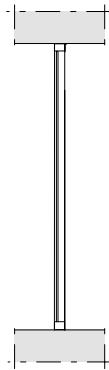
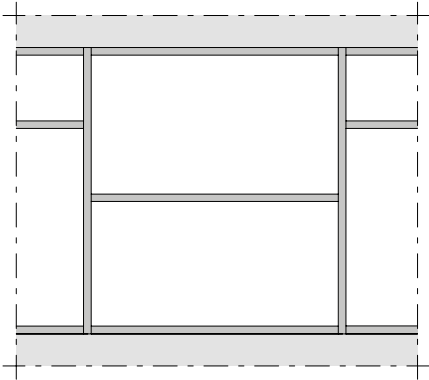

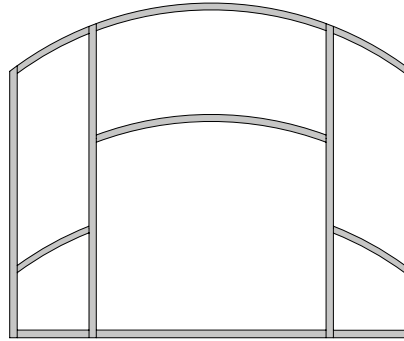
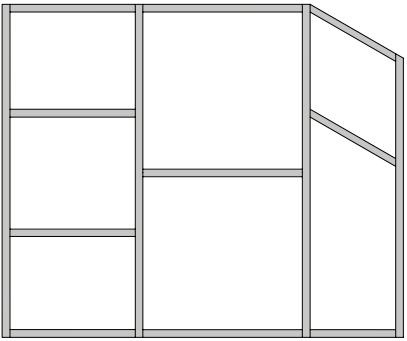
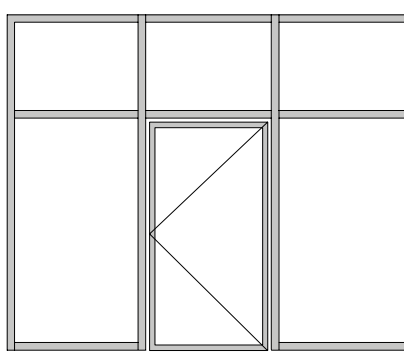

BRE GB-Bucknalls Lane,

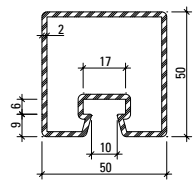
Harston, Watford, Herfordshire

Die landesspezifischen  
Brandschutz-Zulassungen bzw.  
deren Bestimmungen und  
Vorschriften sind zu beachten.

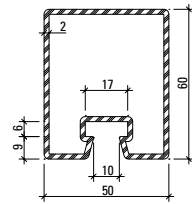
Les certificats de protection  
incendie spécifiques au pays,  
leurs dispositions et leurs  
prescriptions doivent être respectés.

Fire-protection approvals or  
applicable national regulations  
and determinations must be  
observed.

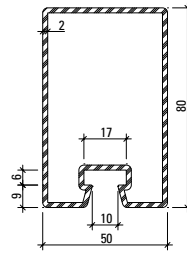




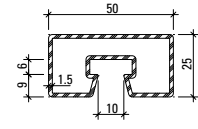
**76.694**  
**76.694 Z**



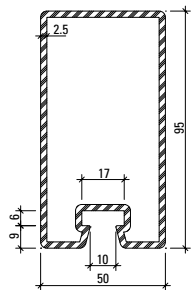
**76.671**  
**76.671 Z**



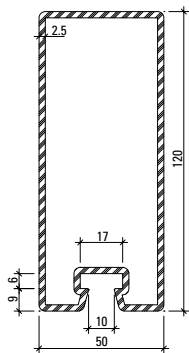
**76.696**  
**76.696 Z**



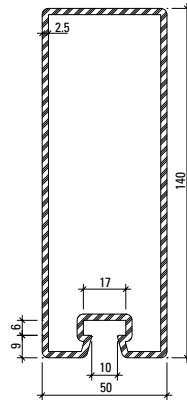
**76.682** 1,2



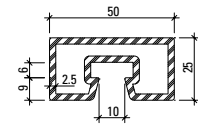
**76.697**  
**76.697 Z**



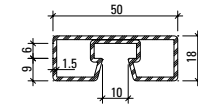
**76.679**  
**76.679 Z**



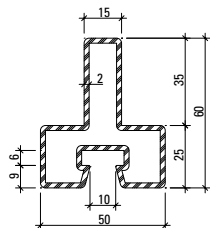
**76.666**  
**76.666 Z**



**76.680** 1,2



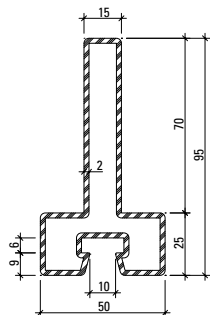
**76.692** 1,2



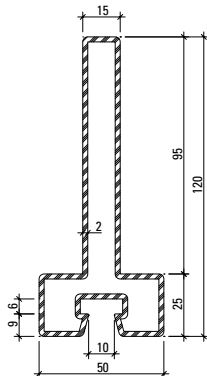
**76.114**

1 Nur zusammengesetzte Profile  
 Uniquement profilés assemblés  
 Only assembled profiles

2 Nur für Anschlüsse an Janisol  
 Uniquement pour raccords à Janisol  
 Only for attachments to Janisol



**76.115**



**76.116**

Profil-Nr.	G kg/m	F cm <sup>2</sup>	I <sub>x</sub> cm <sup>4</sup>	W <sub>x</sub> cm <sup>3</sup>	I <sub>y</sub> cm <sup>4</sup>	W <sub>y</sub> cm <sup>3</sup>	U m <sup>2</sup> /m	L mm
<b>76.666</b>	7,910	10,1	241,3	32,3	43,7	17,5	0,412	6500
<b>76.671</b>	3,860	4,9	23,3	7,2	17,3	6,9	0,260	6500
<b>76.679</b>	7,120	9,1	162,2	25,2	37,9	15,2	0,373	6500
<b>76.680</b>	3,390	4,3	3,2	2,4	11,1	4,4	0,182	6100
<b>76.682</b>	2,120	2,7	2,2	1,7	7,2	2,9	0,190	6000
<b>76.692</b>	1,900	2,5	0,9	1,0	5,9	2,4	0,176	6000
<b>76.694</b>	3,500	4,5	14,7	5,6	15,0	6,0	0,240	6500
<b>76.696</b>	4,450	5,7	47,6	11,1	21,9	8,8	0,300	6500
<b>76.697</b>	6,100	7,9	90,2	17,6	31,0	12,4	0,330	6500
<b>76.114</b>	3,820	4,9	15,4	4,1	9,8	3,9	0,251	6000
<b>76.115</b>	4,920	6,3	54,8	9,3	10,4	4,2	0,321	6000
<b>76.116</b>	5,710	7,3	105,0	14,3	10,8	4,3	0,371	6000

Deckprofile 50 mm (Masstab 1:3)

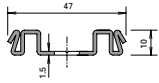
Profils de recouvrement 50 mm (échelle 1:3)

Cover sections 50 mm (scale 1:3)

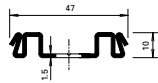
VISS Fire

VISS Fire

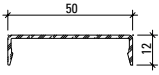
VISS Fire



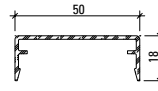
400.867



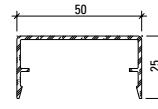
400.867 Z



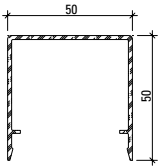
407.860



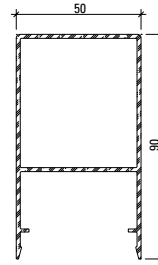
407.861



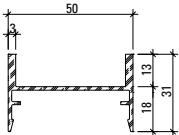
407.862



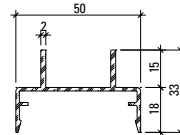
407.863



407.864



407.900



407.911

#### Werkstoff

Aluminium EN AW 6060 T66 roh, leicht eingeölt

#### Matériau

Aluminium EN AW 6060 T66 brut, légèrement huilé

#### Material

Aluminium EN AW 6060 T66 mill finish, slightly oiled

Profil-Nr.	G kg/m	U m <sup>2</sup> /m	P m <sup>2</sup> /m	L mm
407.860	0,266	0,147	0,072	6000
407.861	0,341	0,185	0,084	6000
407.862	0,394	0,213	0,098	6000

Profil-Nr.	G kg/m	U m <sup>2</sup> /m	P m <sup>2</sup> /m	L mm
407.863	0,660	0,313	0,148	6000
407.864	1,344	0,360	0,228	6000
407.900	0,556	0,240	0,138	6000
407.911	0,510	0,245	0,146	6000

**Deckprofile 50 mm (Masstab 1:3)**  
**Profils de recouvrement 50 mm (échelle 1:3)**  
**Cover sections 50 mm (scale 1:3)**

VISS Fire  
 VISS Fire  
 VISS Fire

**Edelstahl Deckprofile  
 Pfosten**

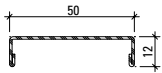
**Profils de recouvrement acier Inox  
 Montant**

**Stainless steel cover sections  
 Mullion**

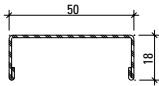
Werkstoff 1.4301 (AISI 304)  
 geschliffen, Korn 220/240,  
 mit Schutzfolie

Qualité 1.4301 (AISI 304)  
 brossé, grain 220/240,  
 avec feuille de protection

Material 1.4301 (AISI 304)  
 polished, grain 220/240,  
 with protective film



**400.860**



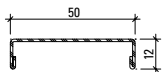
**400.861**



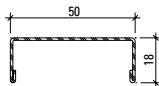
Werkstoff 1.4401 (AISI 316)  
 geschliffen, Korn 220/240,  
 mit Schutzfolie

Qualité 1.4401 (AISI 316)  
 brossé, grain 220/240,  
 avec feuille de protection

Material 1.4401 (AISI 316)  
 polished, grain 220/240,  
 with protective film



**400.862**



**400.863**



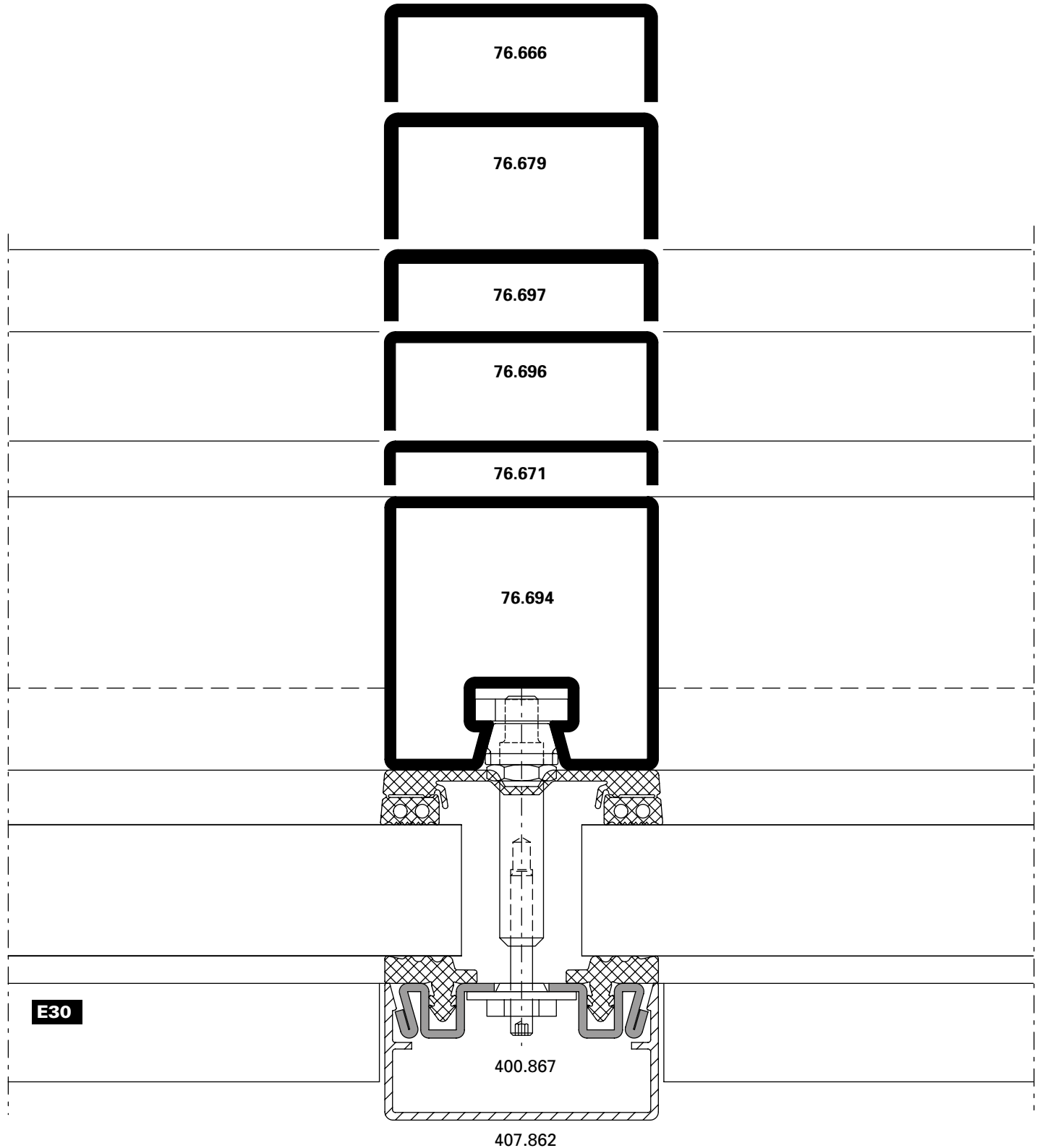
Profil-Nr.	G kg/m	L mm
<b>400.860</b>	0,644	6000
<b>400.861</b>	0,734	6000

Profil-Nr.	G kg/m	L mm
<b>400.862</b>	0,652	6000
<b>400.863</b>	0,744	6000

Pfosten-Detail

Détail du montant

Detail of mullion



DXF

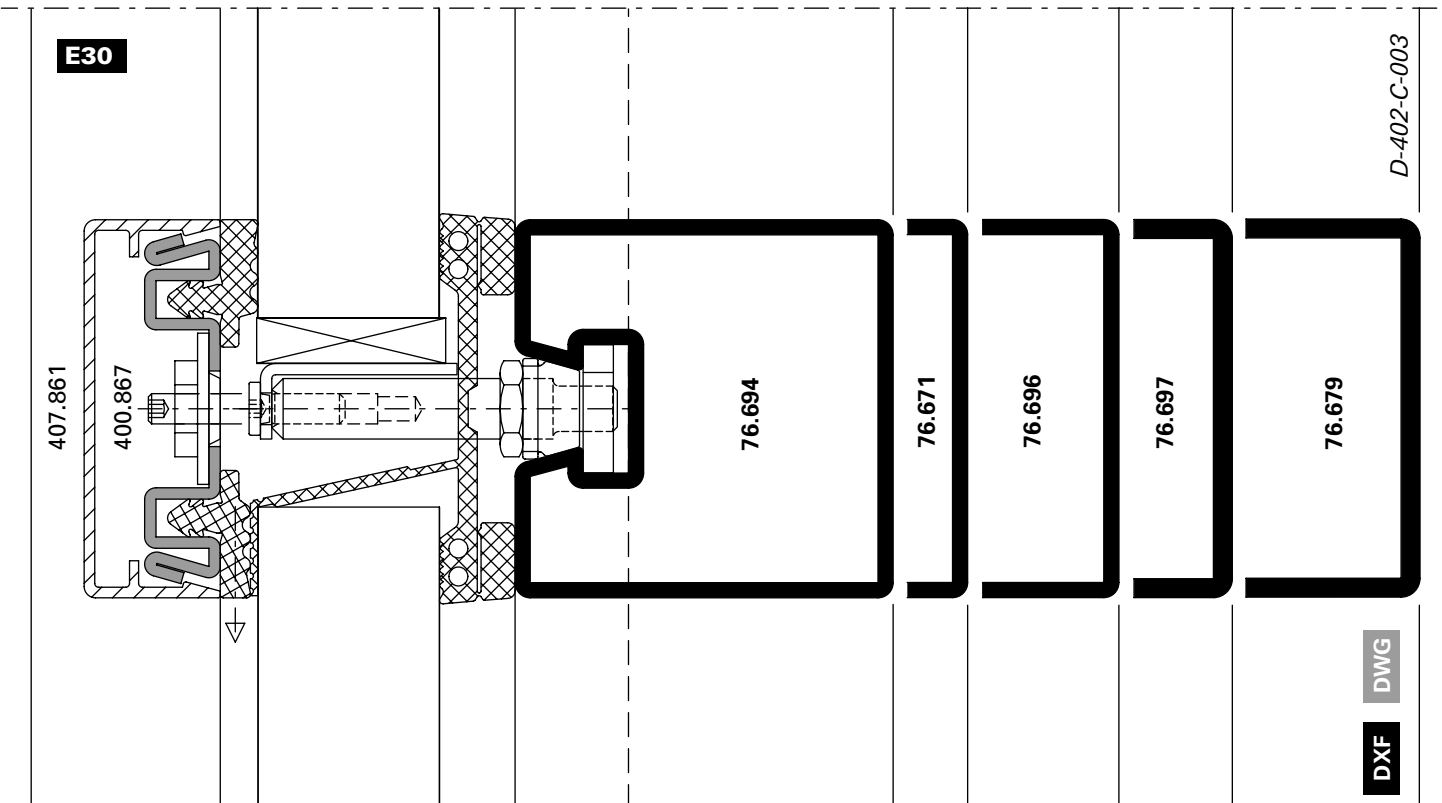
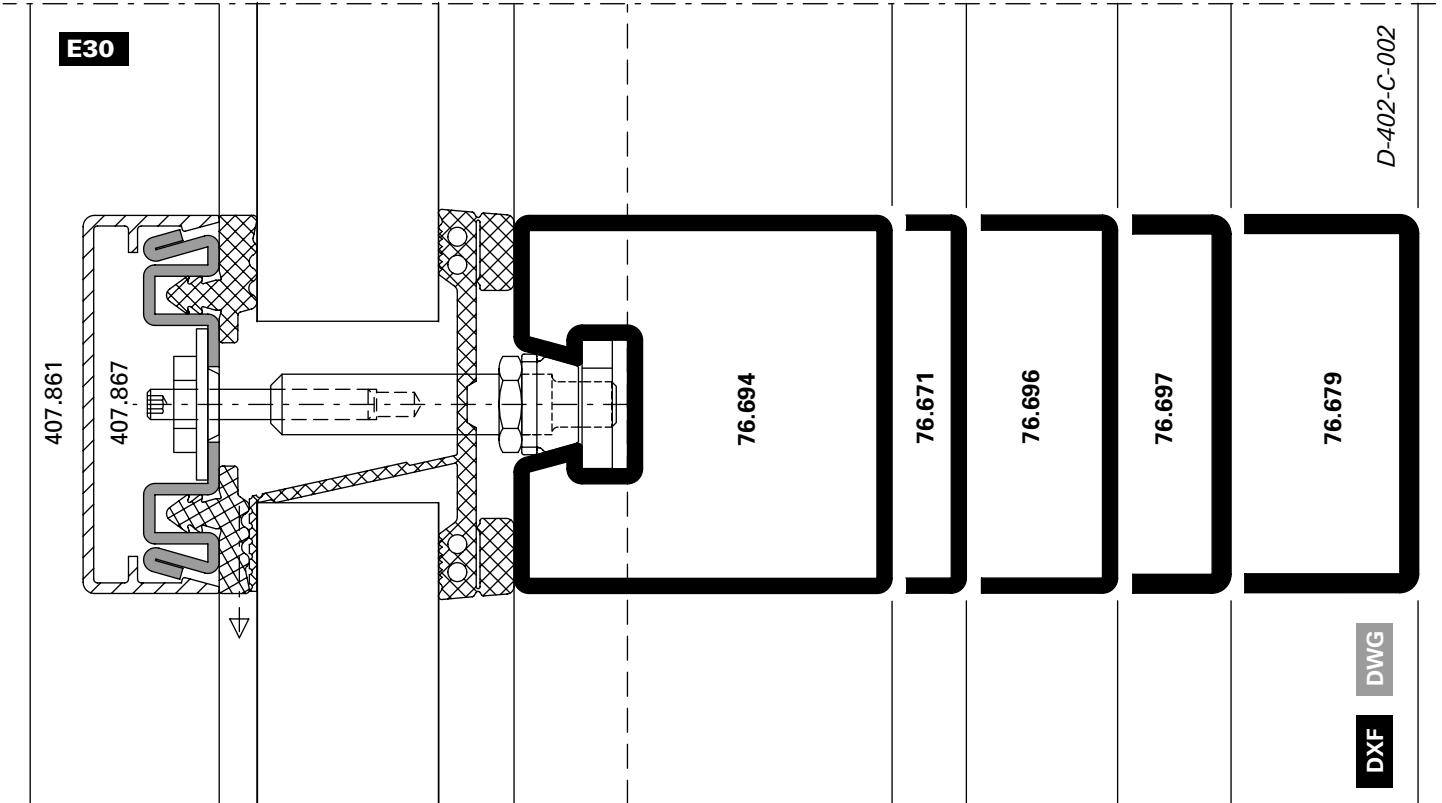
DWG

D-402-C-001

Riegel-Detail

Détail de la traverse

Detail of transom

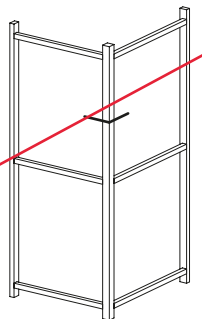
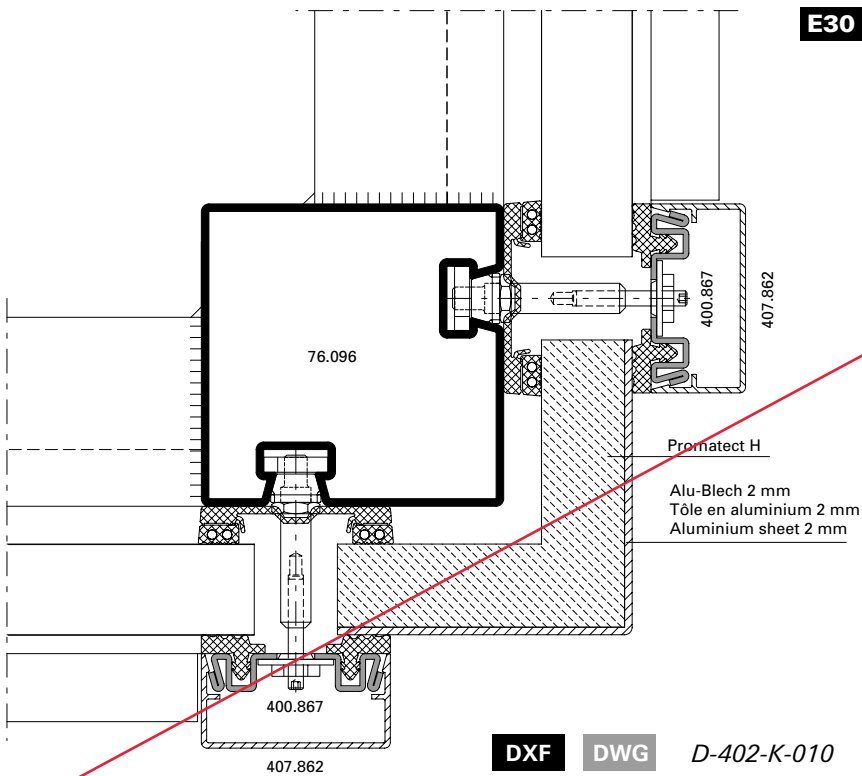
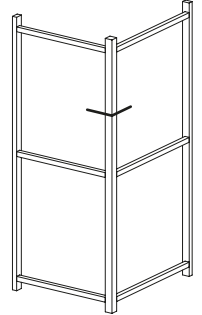
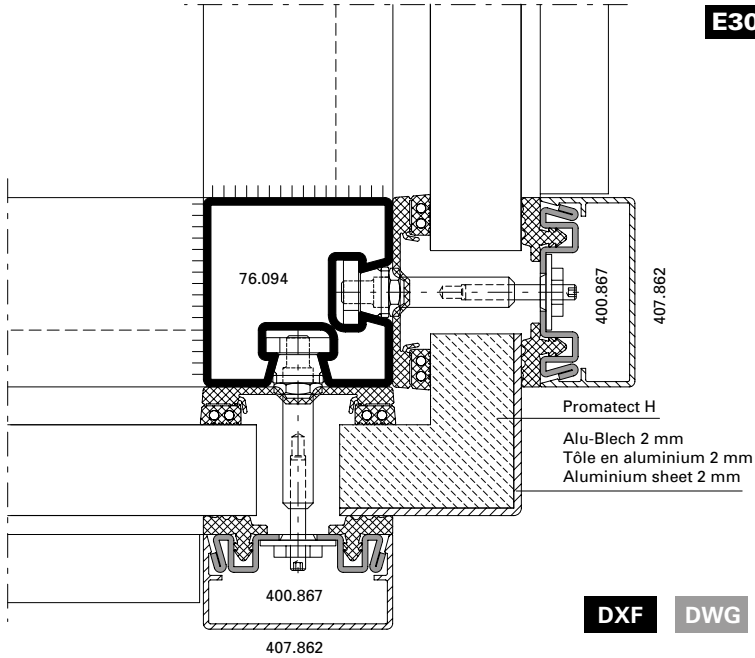




Eckausbildung 90°

Formation d'angle 90°

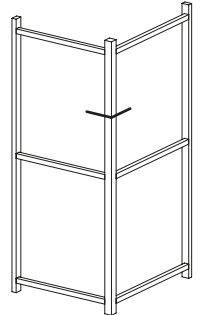
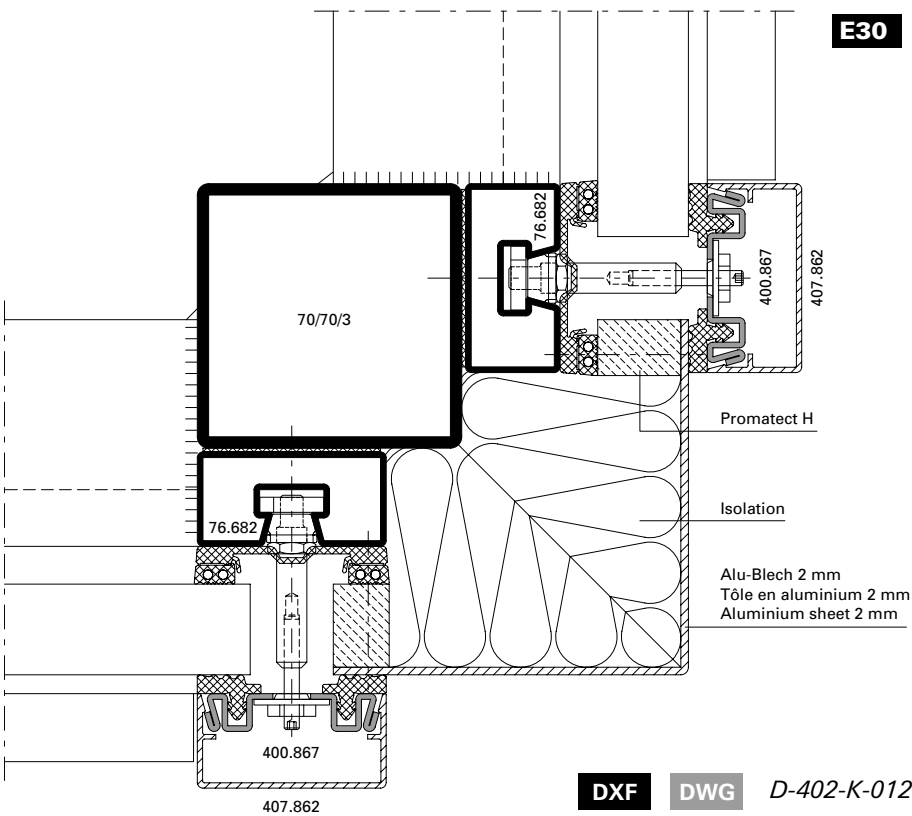
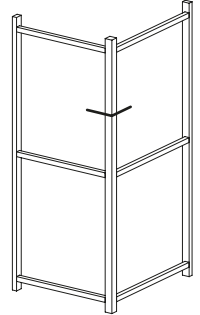
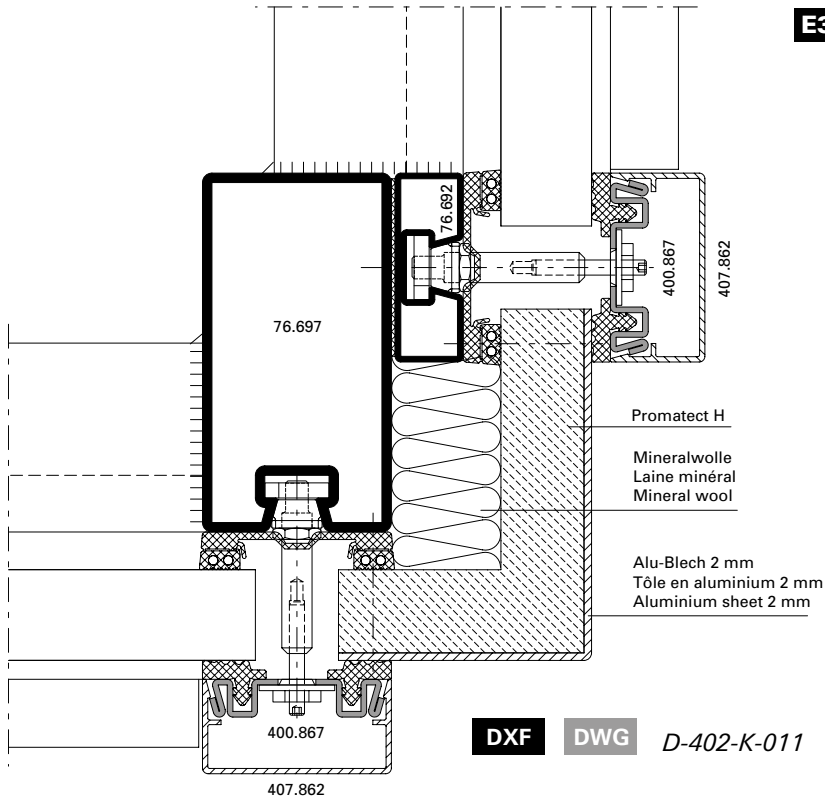
90° corner construction



Eckausbildung 90°

Formation d'angle 90°

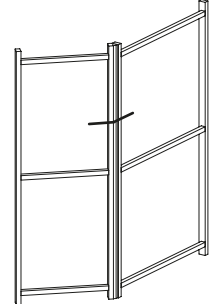
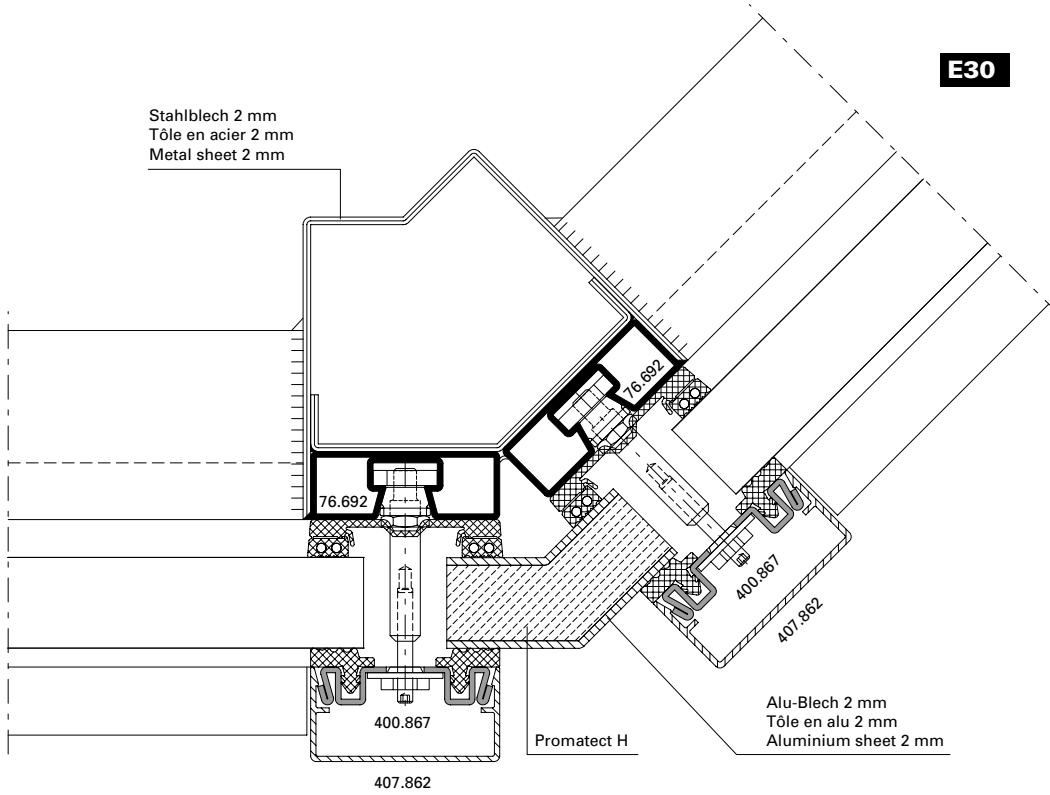
90° corner construction



Aussenecke 135°

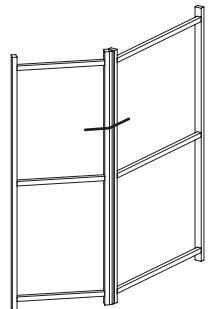
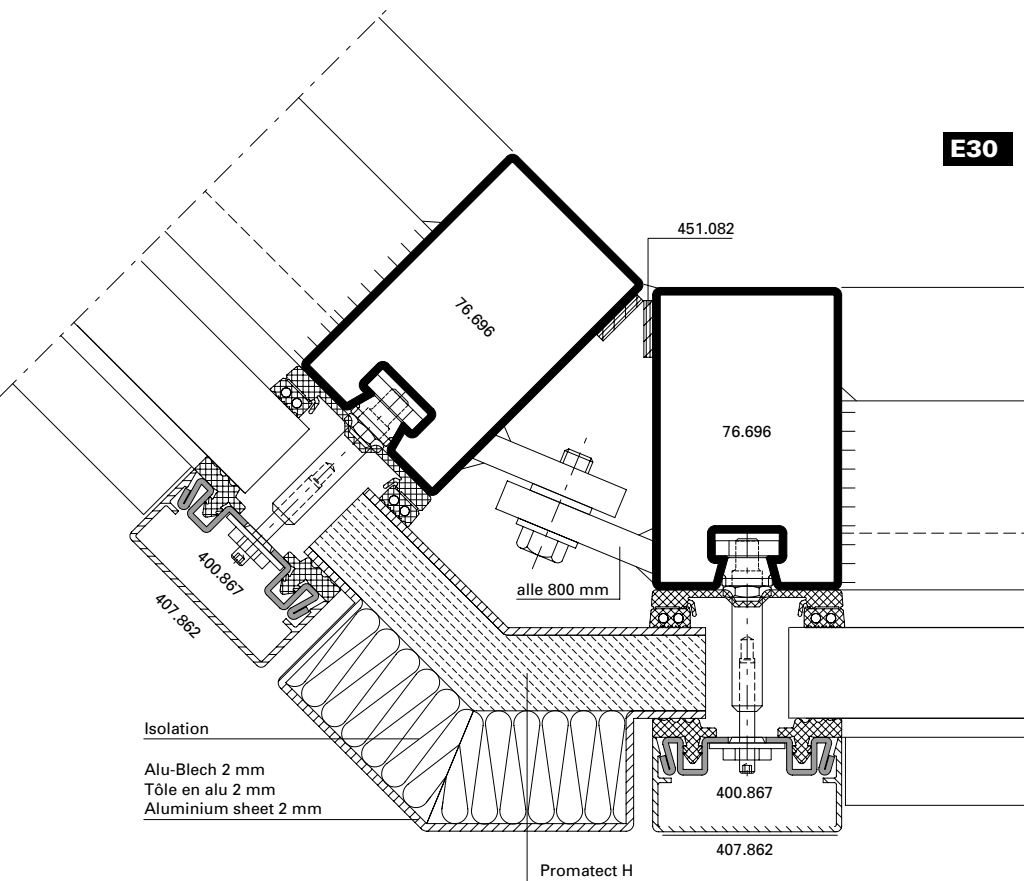
Angle extérieur 135°

Outer corner 135°



DXF DWG

D-402-K-006



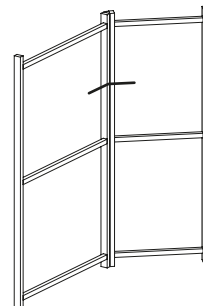
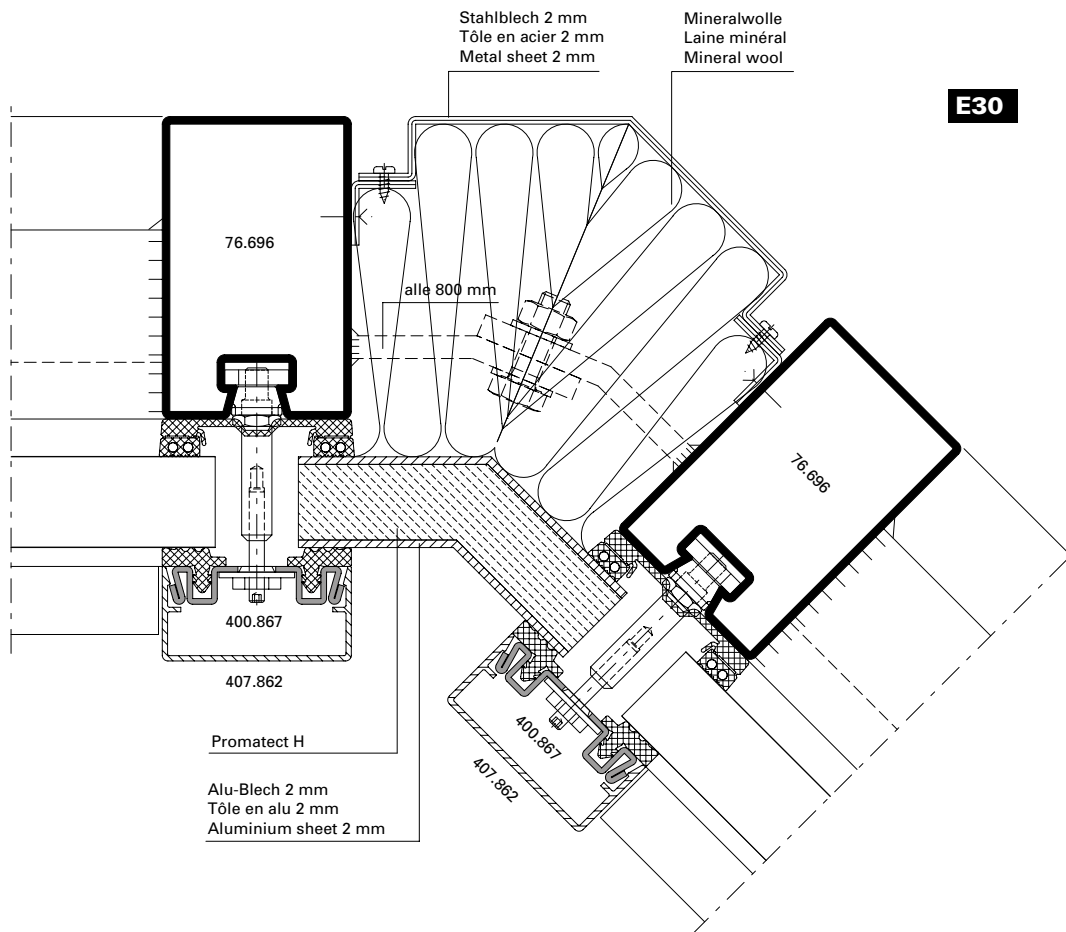
DXF DWG

D-402-K-004

Innenecke 135°

Angle intérieur 135°

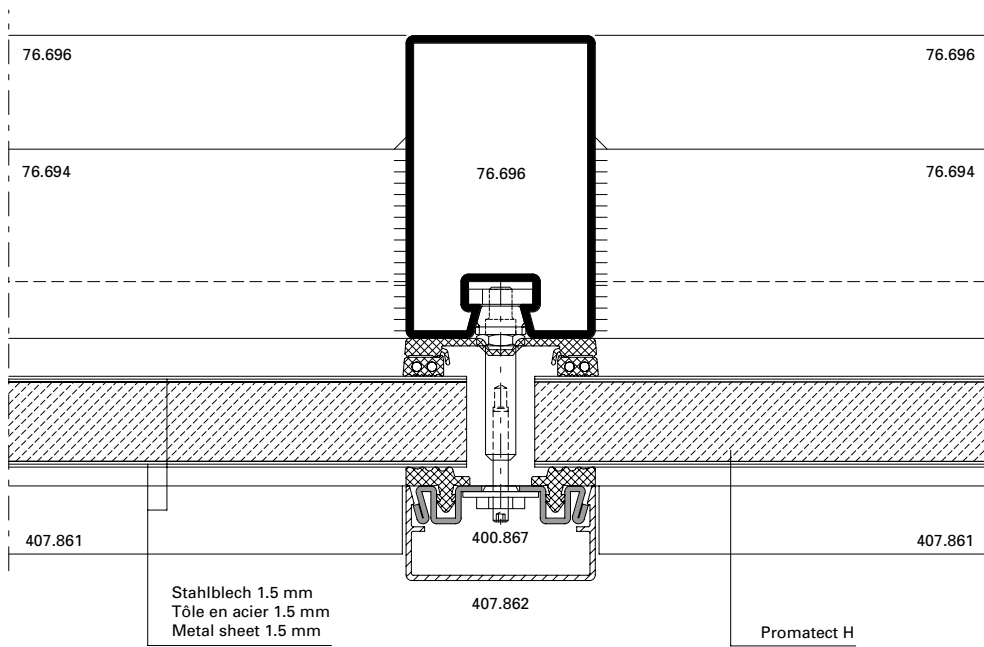
Inner corner 135°



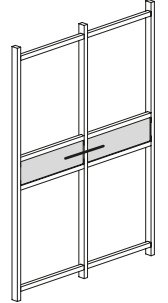
Panel-Ausbildungen

Agencements de panneau

Panel designs

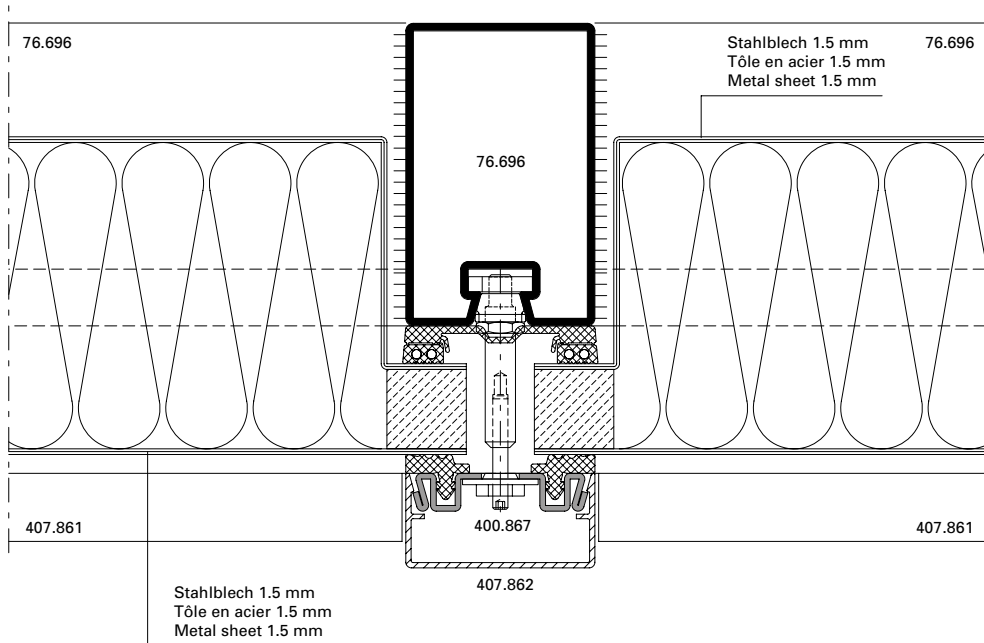


E30

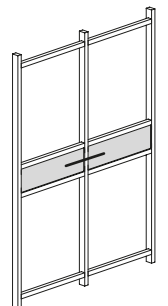


DXF DWG

D-402-K-001



E30



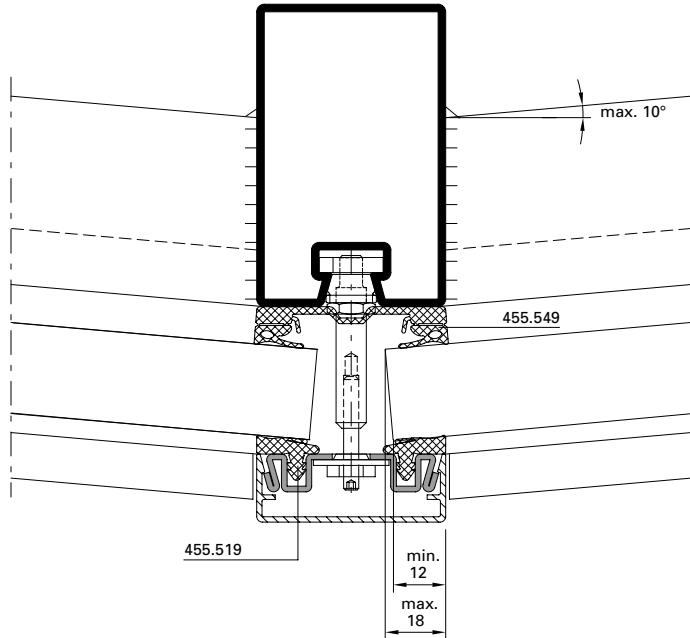
DXF DWG

D-402-K-002

Segment-Pfosten

Montant segment

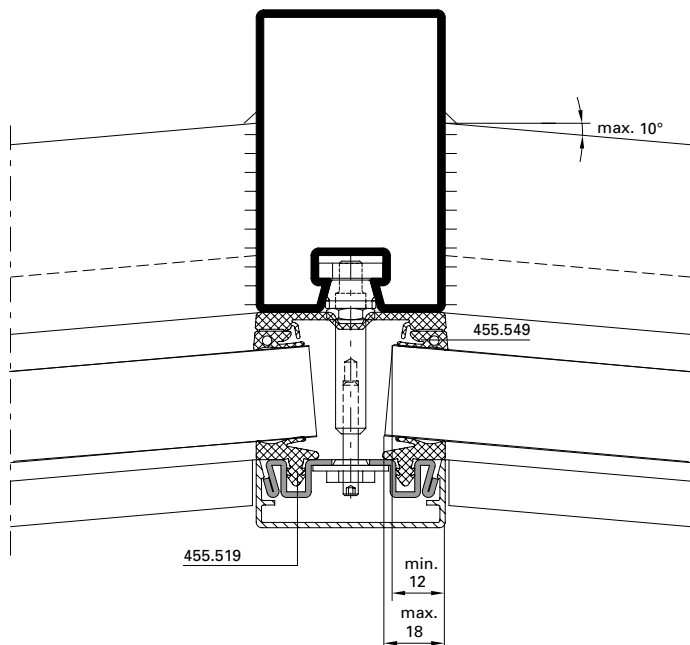
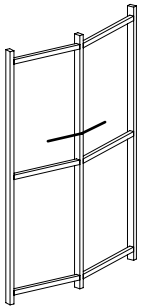
Segmented mullion



E30

DXF DWG

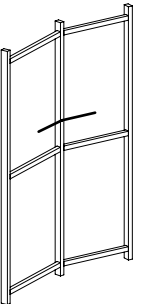
D-402-K-013



E30

DXF DWG

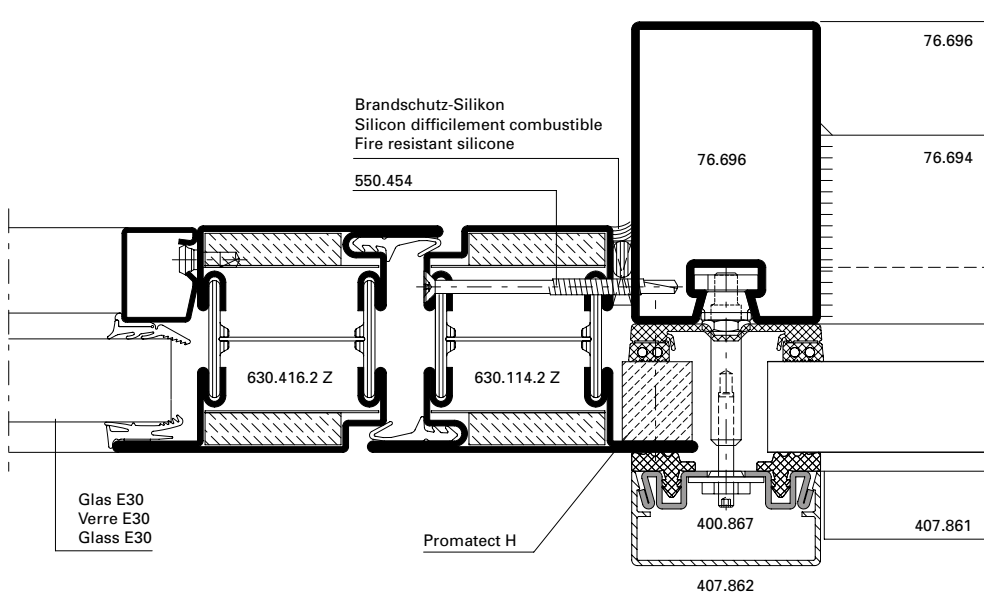
D-402-K-014



Einsatzelemente Türen

Éléments de remplissage portes

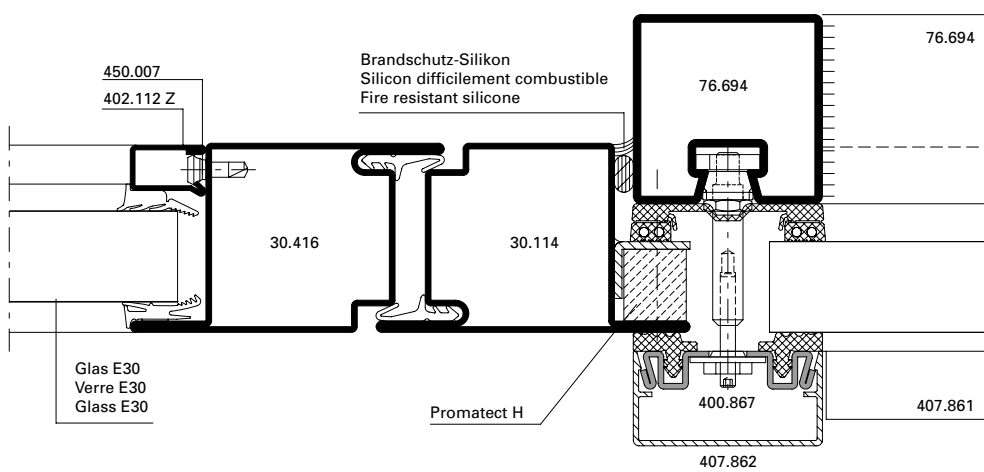
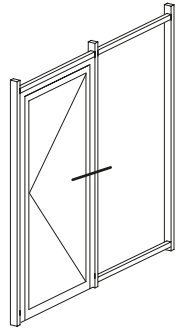
Infill elements doors



E30

DXF DWG

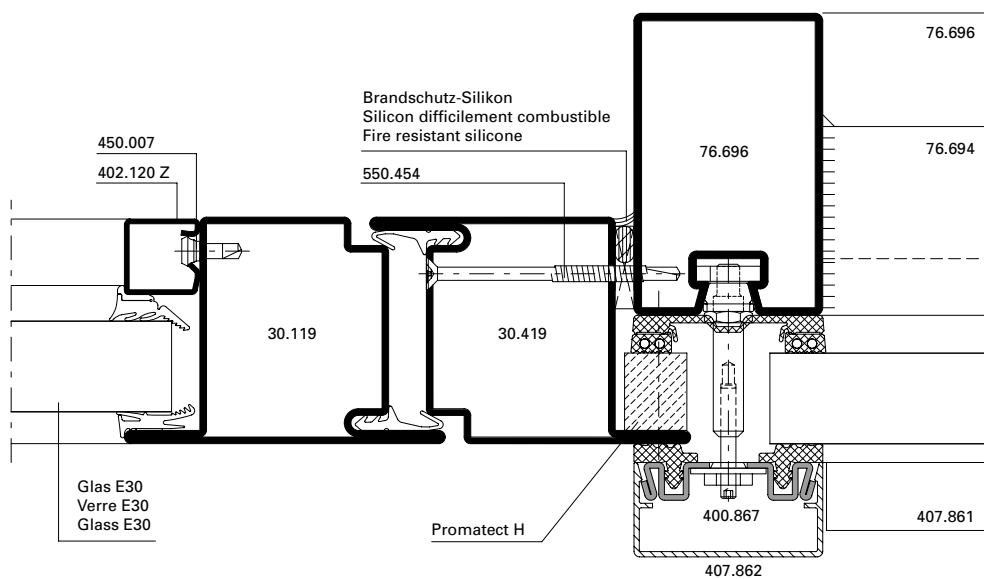
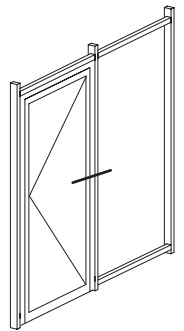
D-402-K-003



E30

DXF DWG

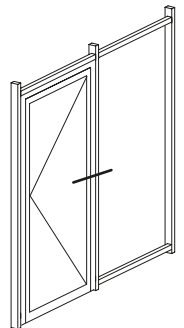
D-402-K-008



E30

DXF DWG

D-402-K-007



**Anschlüsse am Bau im Masstab 1:2**  
**Raccordement au mur à l'échelle 1:2**  
**Attachment to structure on scale 1:2**

VISS Fire  
 VISS Fire  
 VISS Fire

Stahlwinkel / Cornière en acier / Steel angle 40/40/4

Mineralwolle / Laine minérale / Mineral wool

Silikon

76.696

76.694

76.696

407.861

400.867

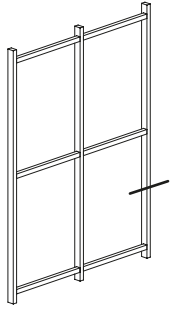
407.862

Promatect H

Alu-Blech / Tôle en alu / Aluminium sheet 2 mm

Silikon

**E30**



**DXF** **DWG**

D-402-A-001

Stahlwinkel / Cornière en acier / Steel angle 100/40/3

Keramikfaserband  
 Bande de fibre de céramique  
 Ceramic fibre strip

Mineralwolle / Laine minérale / Mineral wool

Silikon

76.696

76.694

76.696

407.861

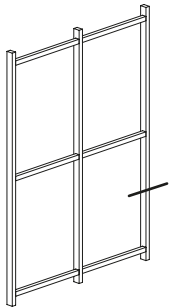
400.867

407.862

Promatect H

Mineralwolle / Laine minérale / Mineral wool

**E30**



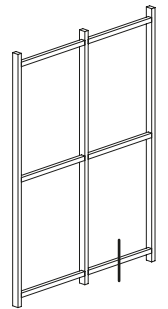
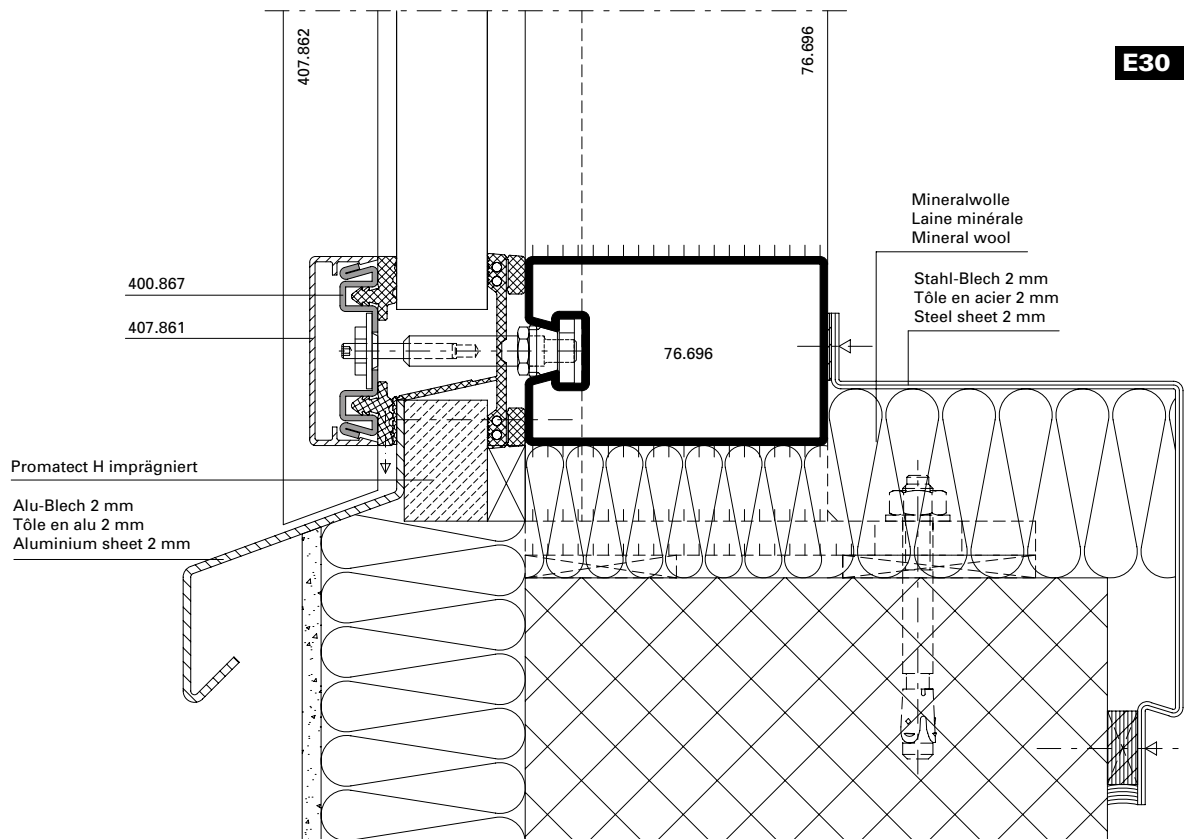
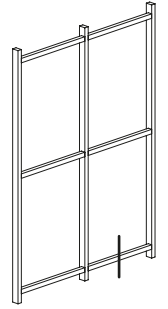
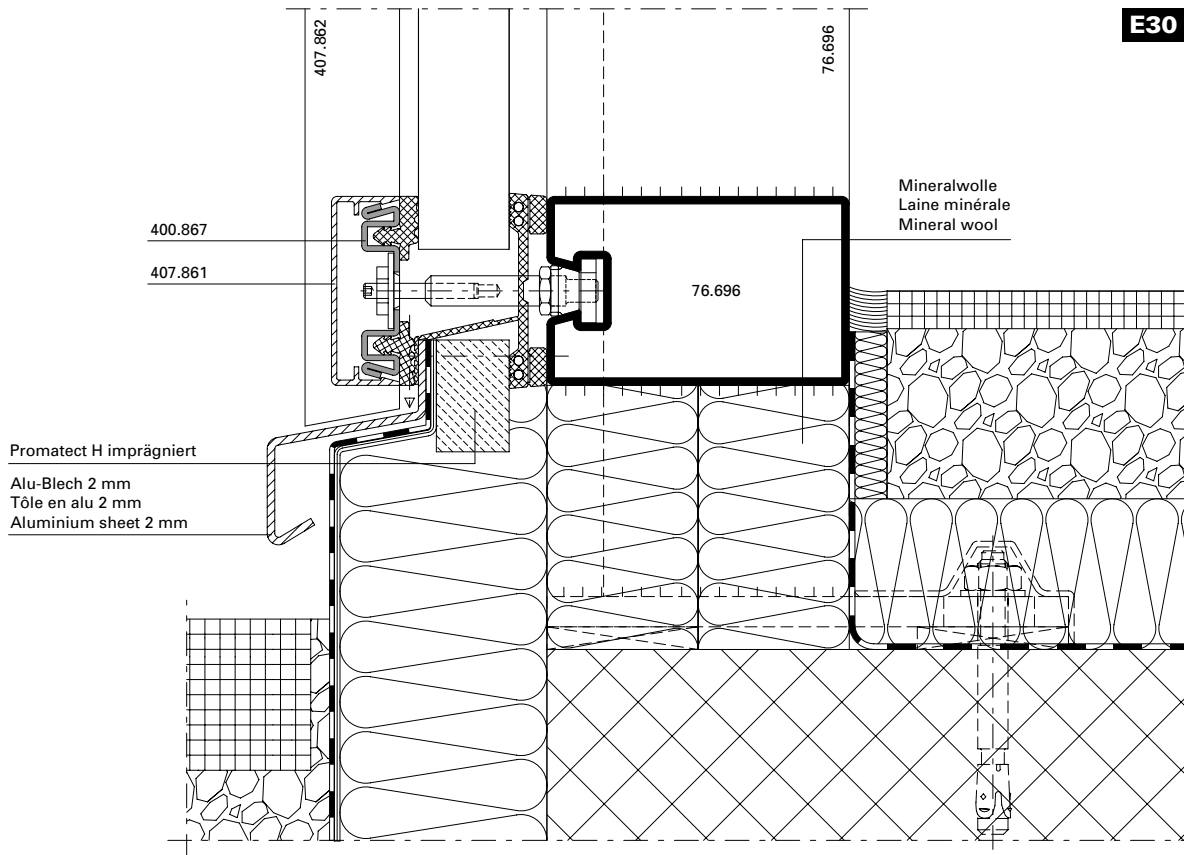
**DXF** **DWG**

D-402-A-002



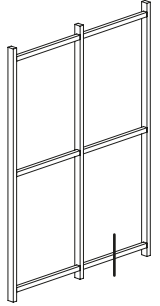
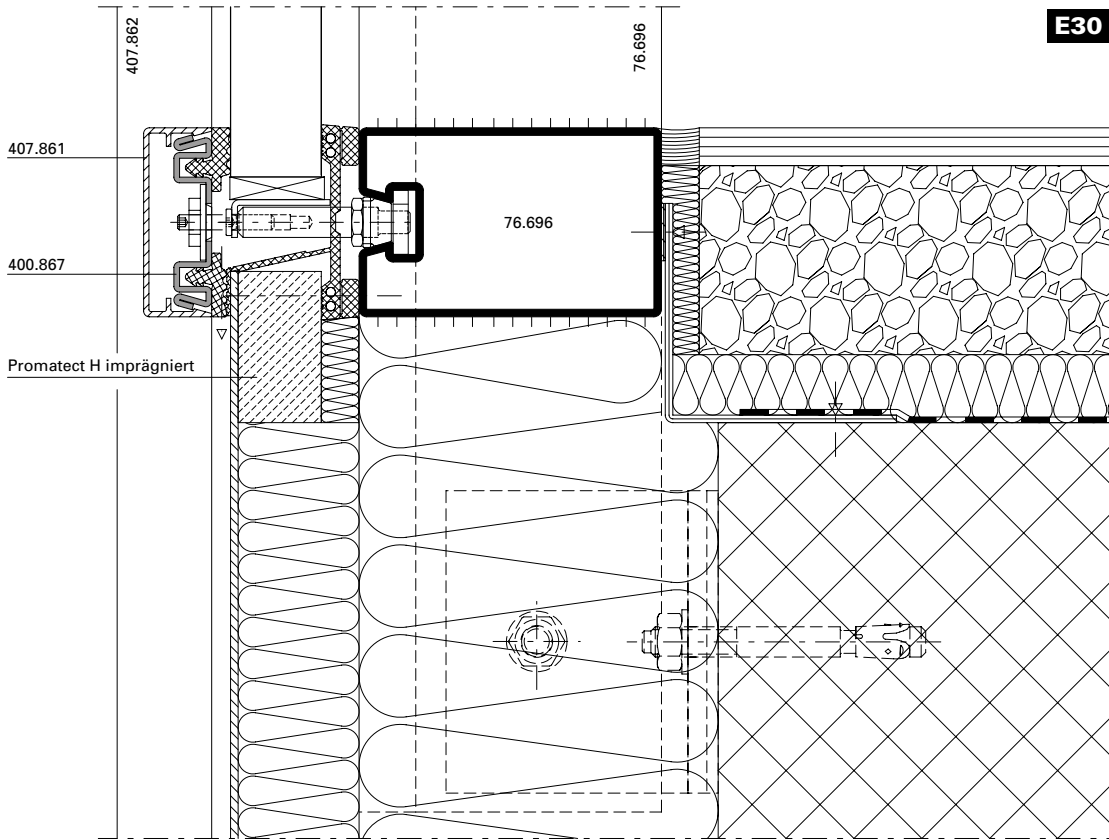
**Anschlüsse am Bau im Masstab 1:2**  
**Raccordement au mur à l'échelle 1:2**  
**Attachment to structure on scale 1:2**

**VISS Fire**  
**VISS Fire**  
**VISS Fire**



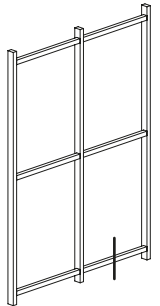
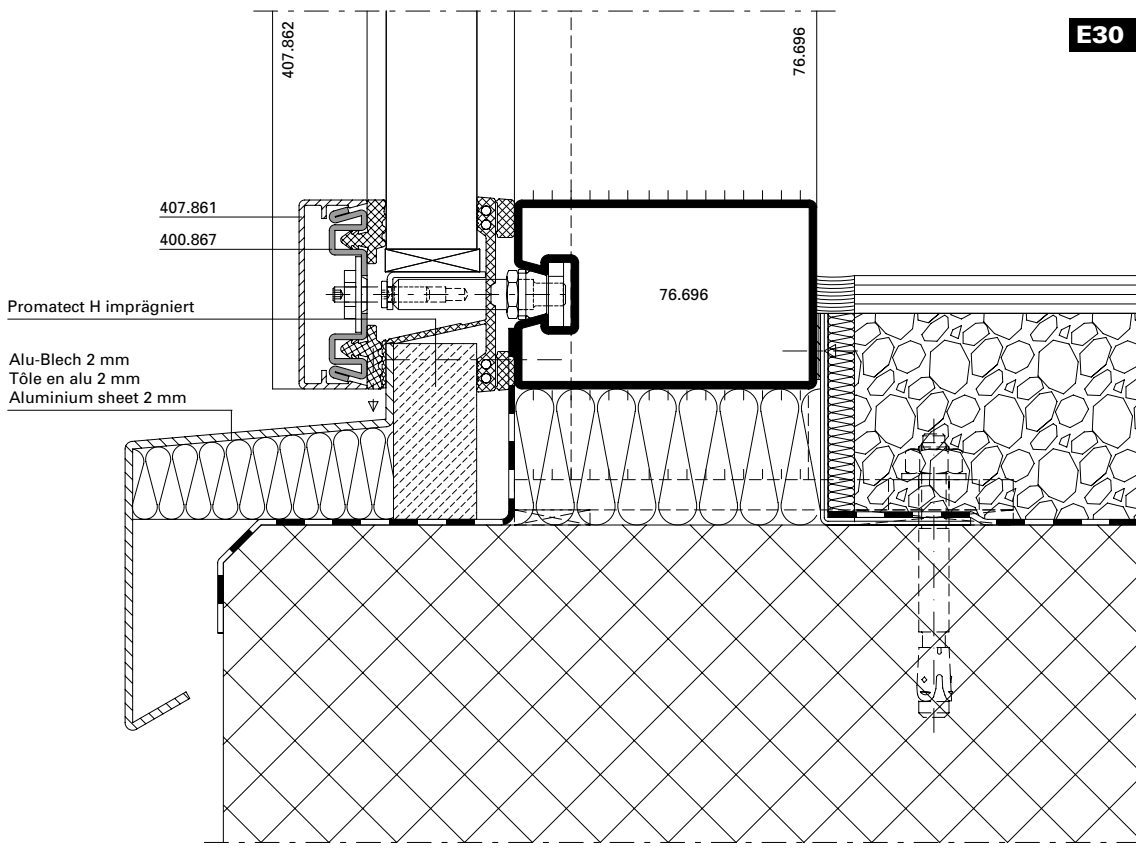
Anschlüsse am Bau im Masstab 1:2  
Raccordement au mur à l'échelle 1:2  
Attachment to structure on scale 1:2

VISS Fire  
VISS Fire  
VISS Fire



DXF DWG

D-402-A-009

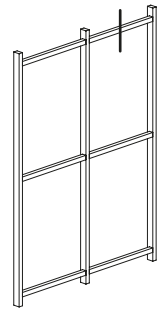
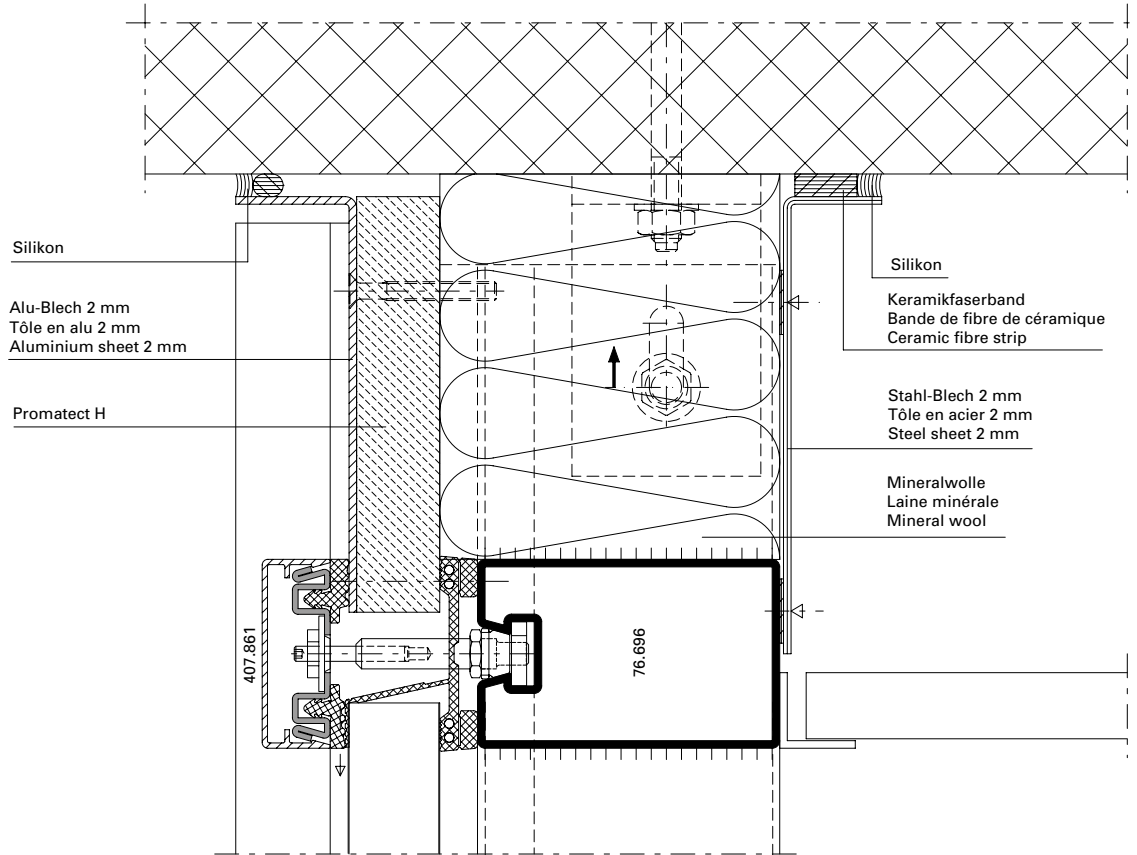


DXF DWG

D-402-A-010

**Anschlüsse am Bau im Massstab 1:2**  
**Raccordement au mur à l'échelle 1:2**  
**Attachment to structure on scale 1:2**

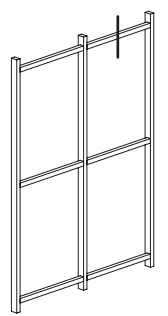
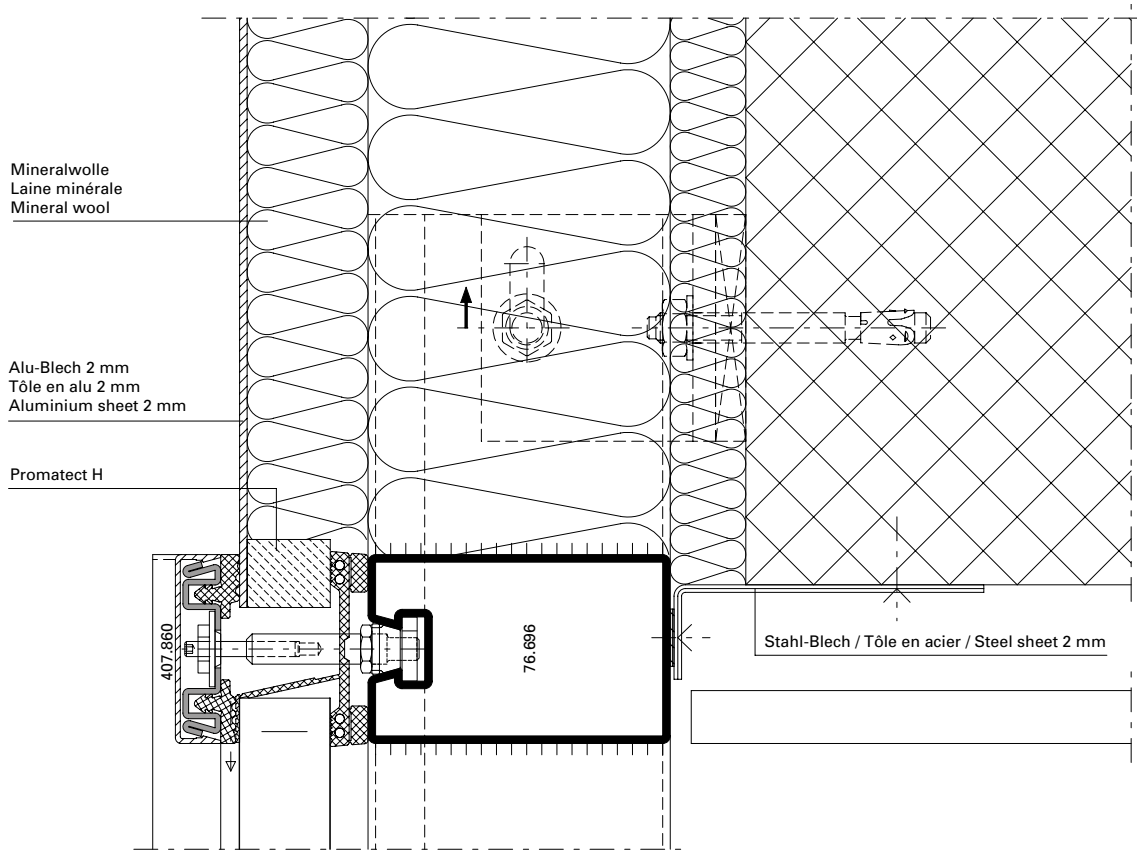
VISS Fire  
 VISS Fire  
 VISS Fire



**E30**

**DXF DWG**

D-402-A-011



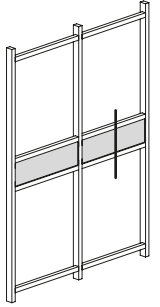
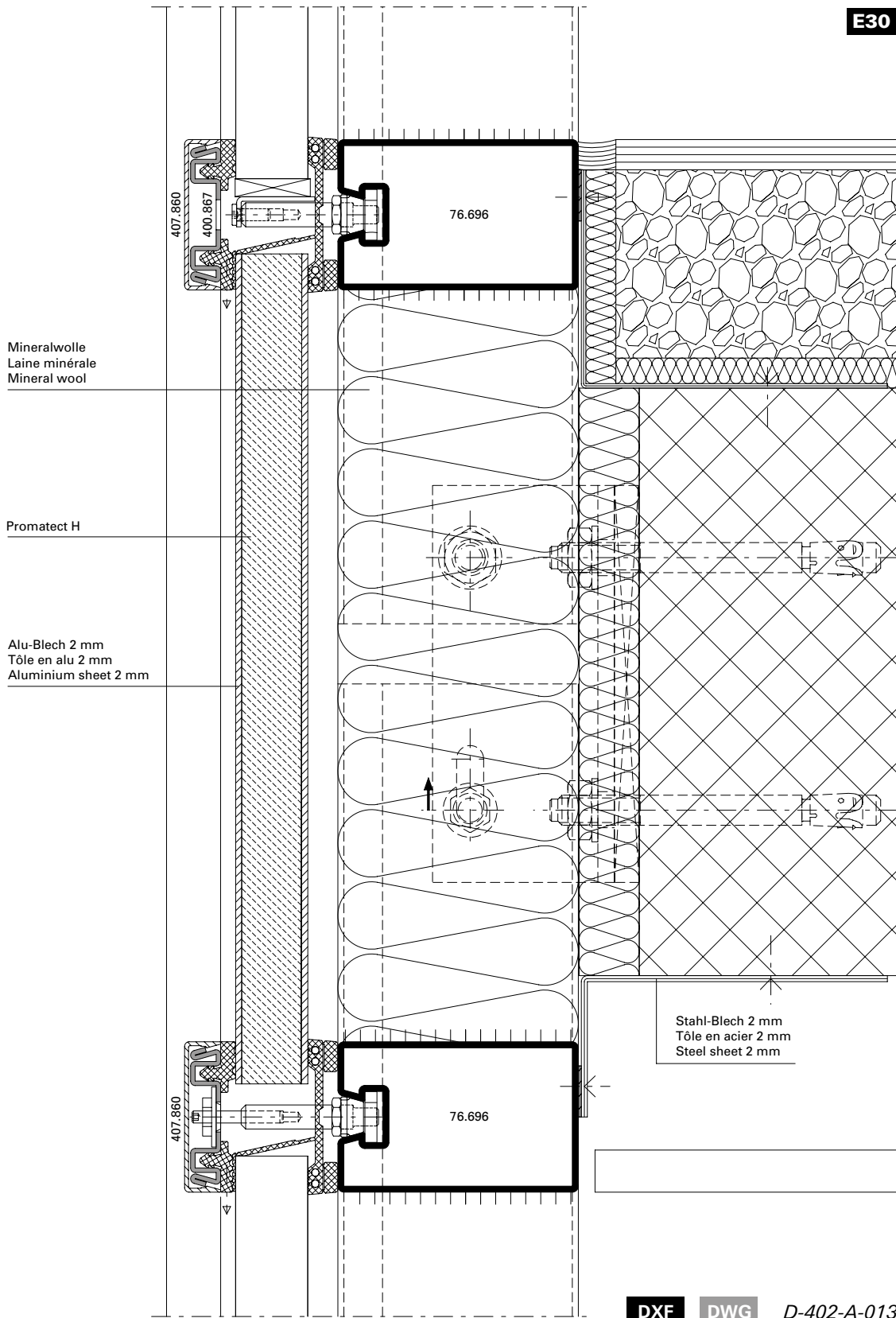
**E30**

**DXF DWG**

D-402-A-012

Anschlüsse am Bau im Masstab 1:2  
Raccordement au mur à l'échelle 1:2  
Attachment to structure on scale 1:2

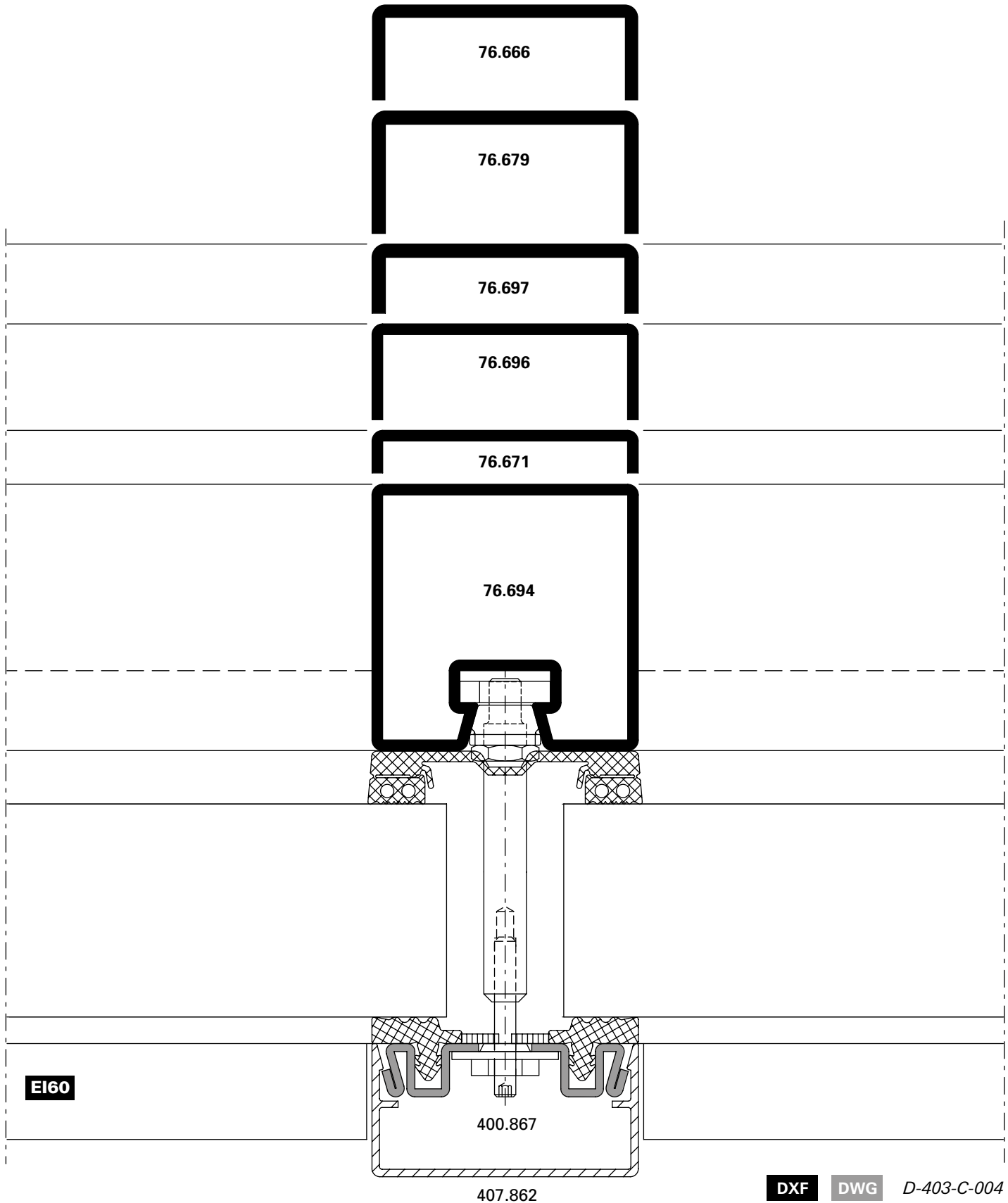
VISS Fire  
VISS Fire  
VISS Fire



Pfosten-Detail

Détail du montant

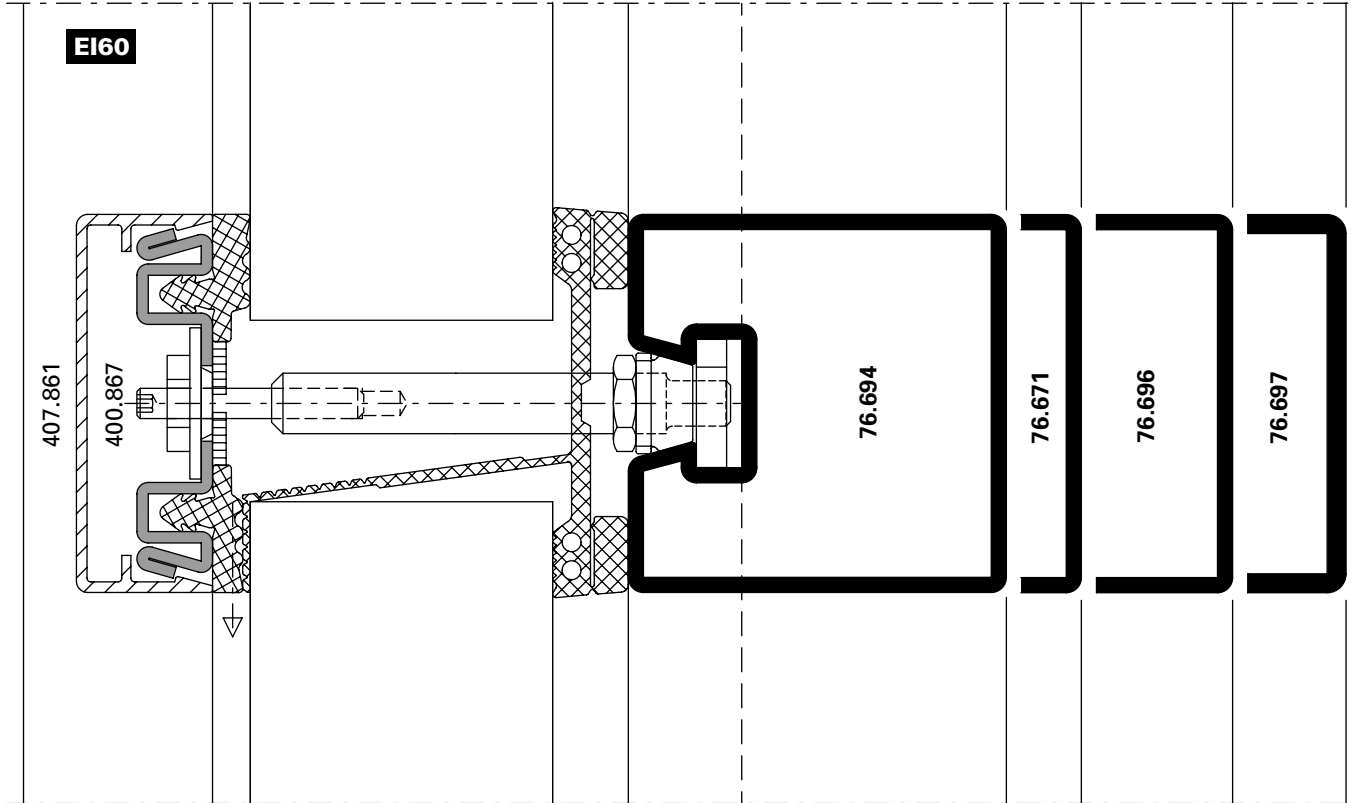
Detail of mullion



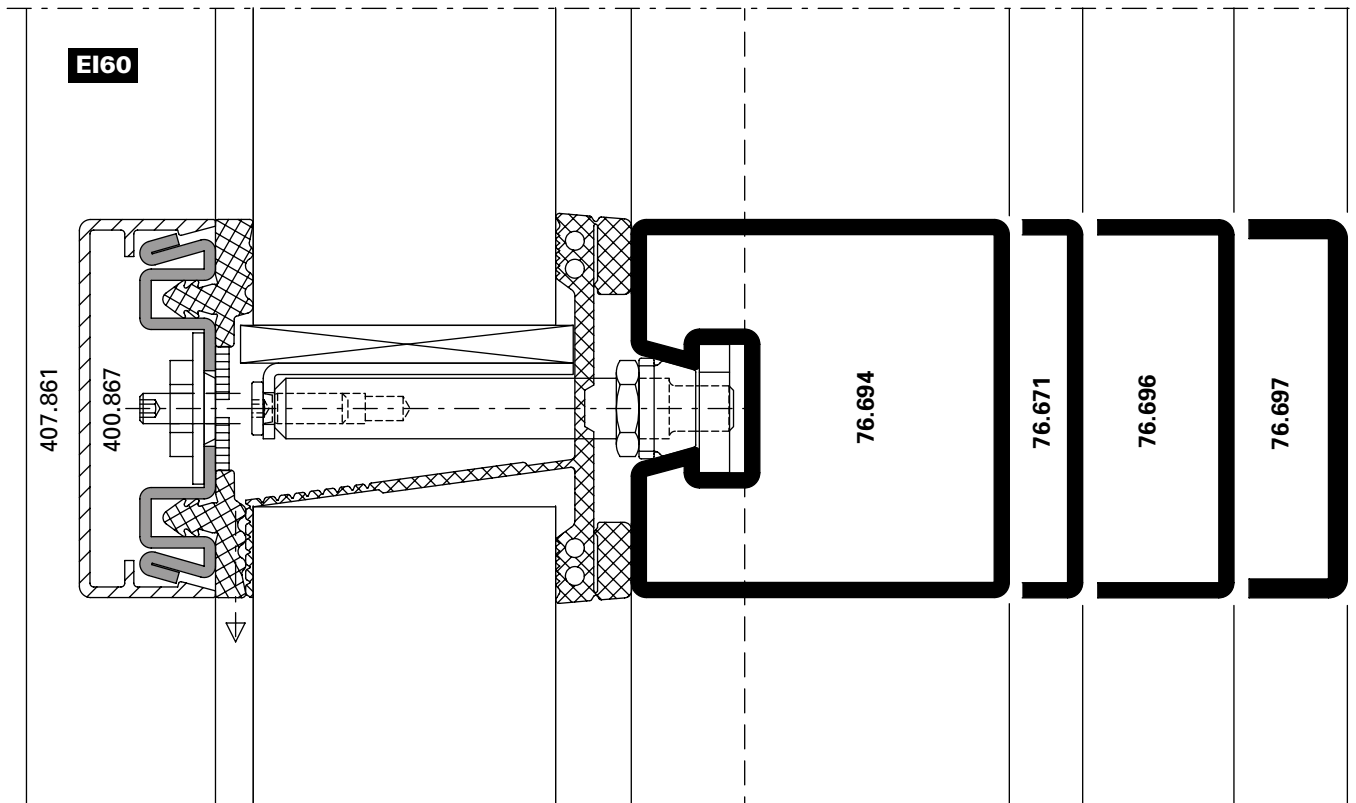
Riegel-Detail

Détail de la traverse

Detail of transom



DXF DWG D-403-C-005

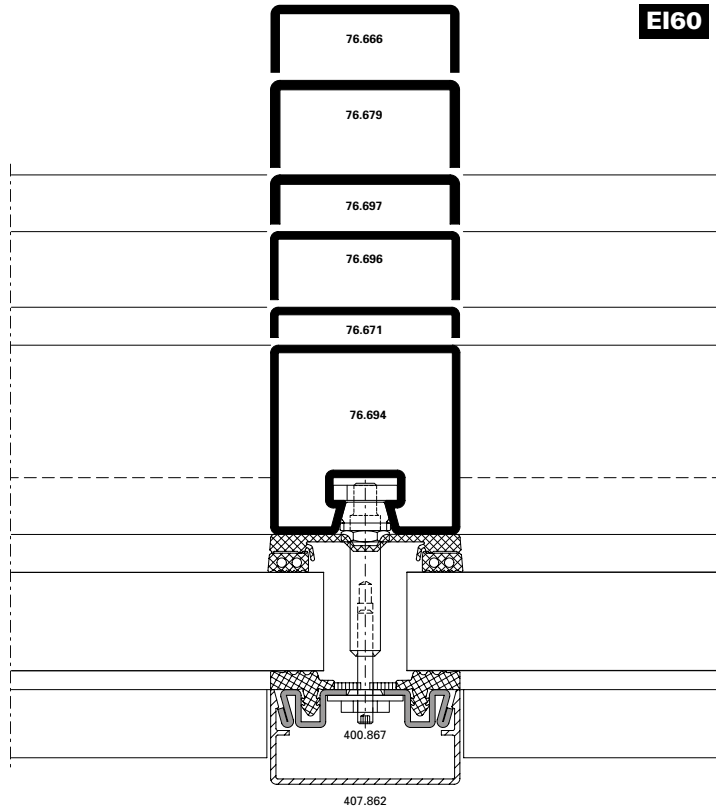


DXF DWG D-403-C-006

Pfosten-Detail

Détail du montant

Detail of mullion

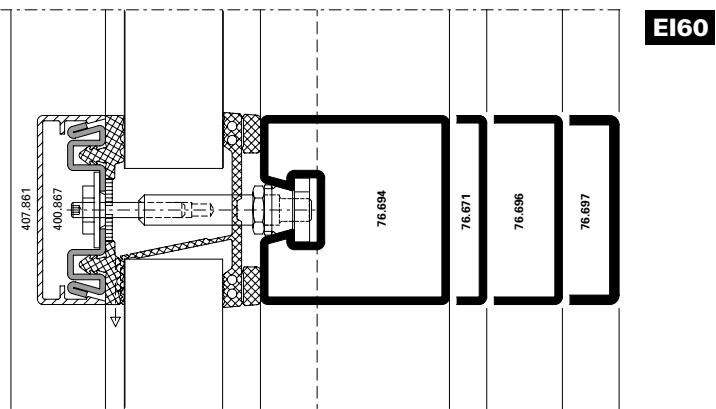


**DXF** **DWG** *D-403-C-013*

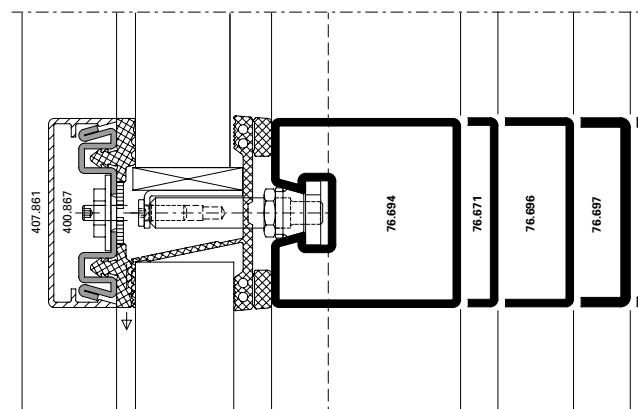
Riegel-Detail

Détail de la traverse

Detail of transom



**DXF** **DWG** *D-403-C-014*

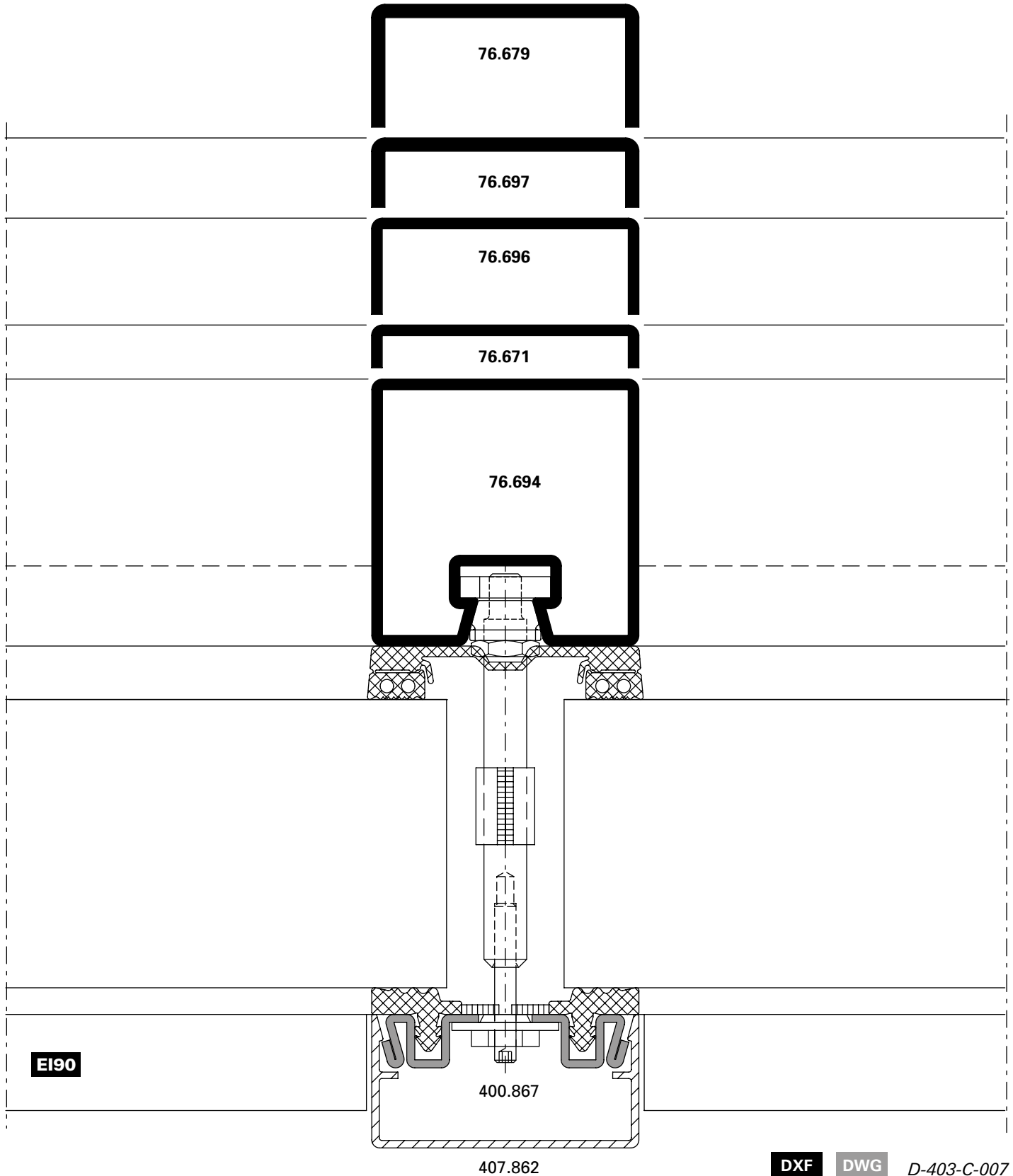


**DXF** **DWG** *D-403-C-015*

Pfosten-Detail

Détail du montant

Detail of mullion



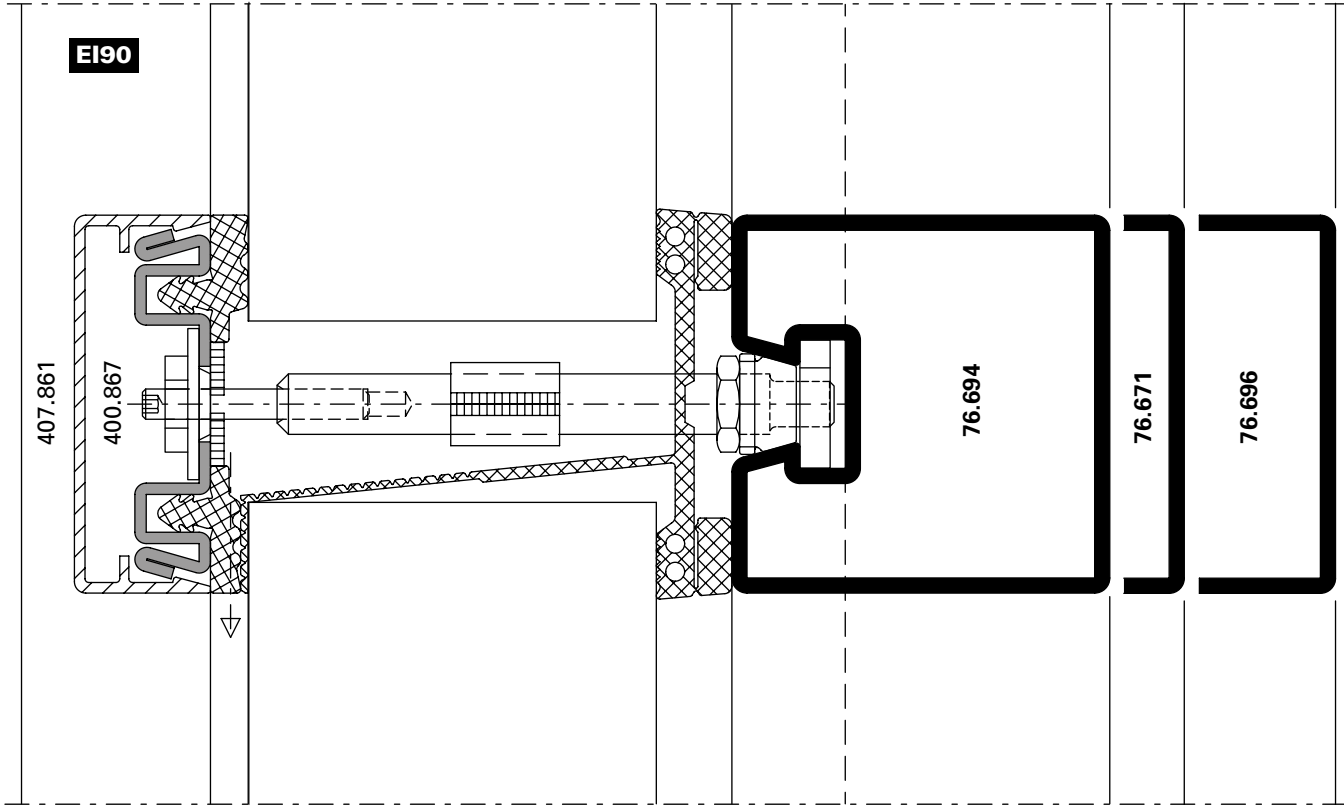
DXF DWG D-403-C-007



Riegel-Detail

Détail de la traverse

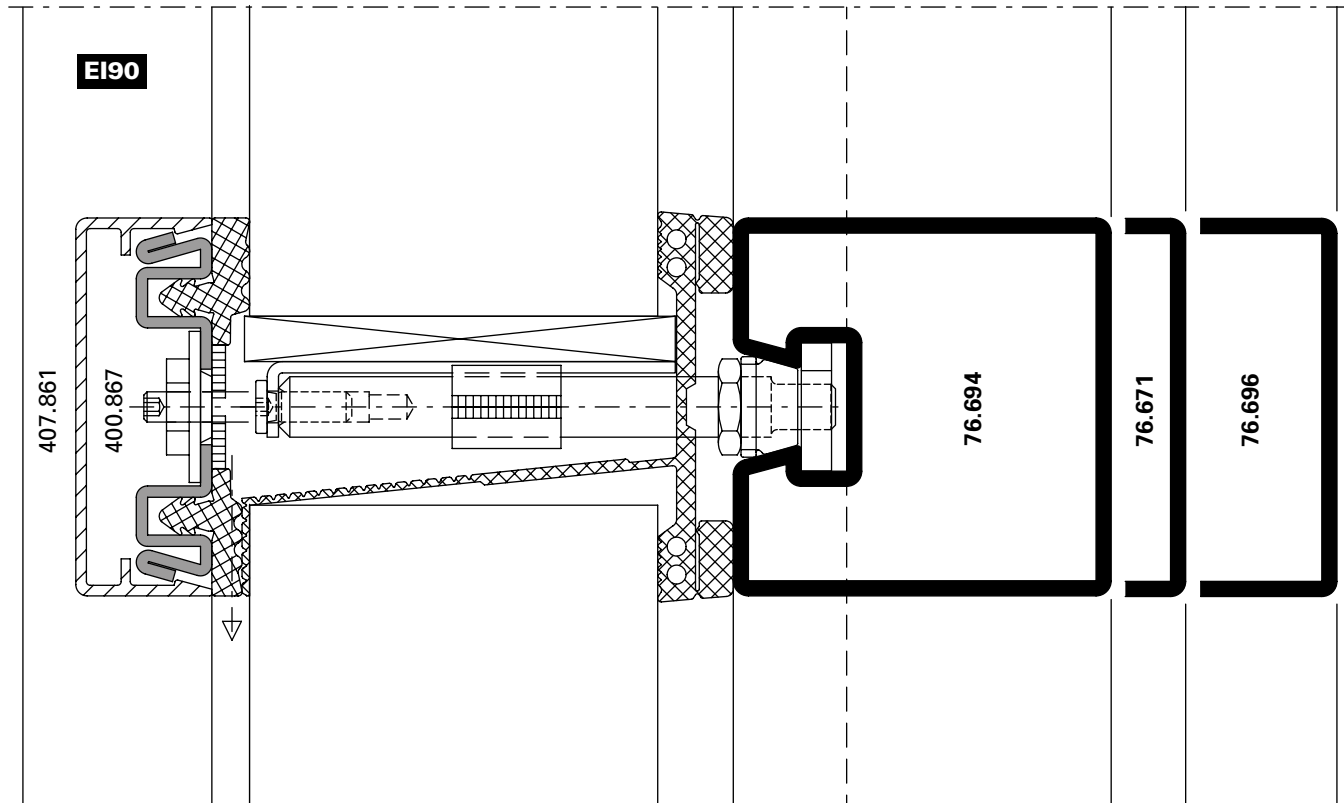
Detail of transom



D-403-C-008

DWG

DXF



D-403-C-009

DWG

DXF

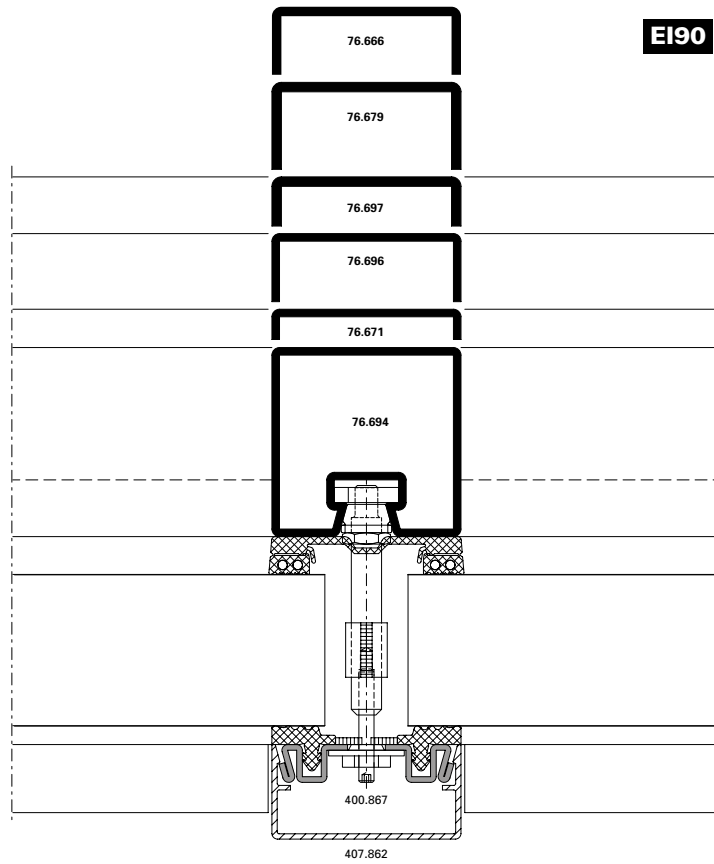
Schnittpunkte im Massstab 1:2  
 Coupe de détails à l'échelle 1:2  
 Section details on scale 1:2

VISS Fire  
 VISS Fire  
 VISS Fire

Pfosten-Detail

Détail du montant

Detail of mullion

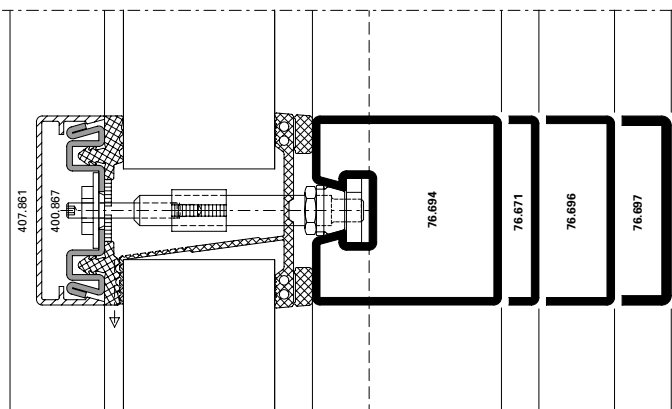


**DXF** **DWG** D-403-C-016

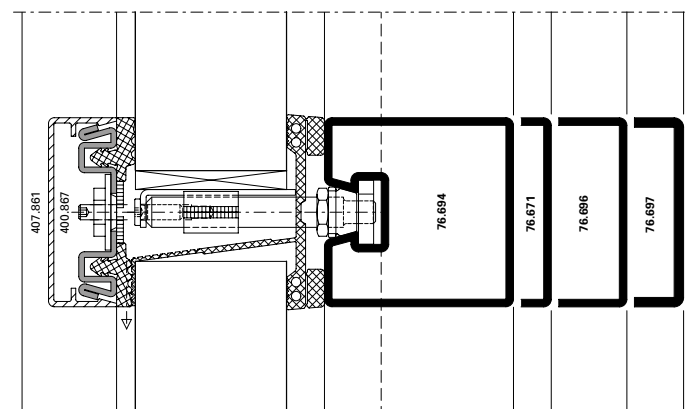
Riegel-Detail

Détail de la traverse

Detail of transom



**EI90** **DXF** **DWG** D-403-C-018

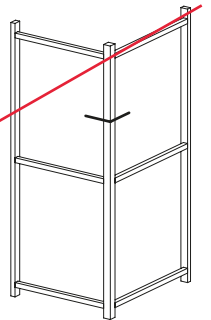
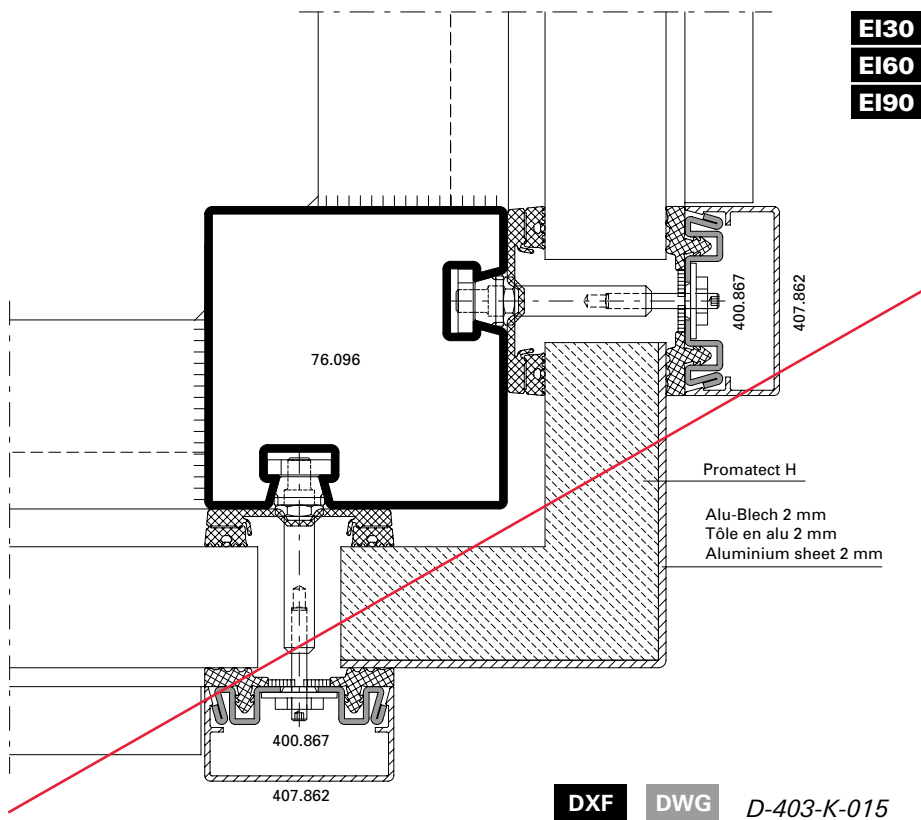
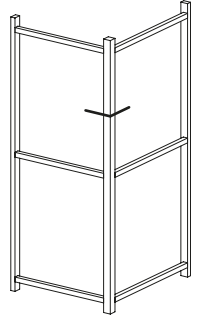
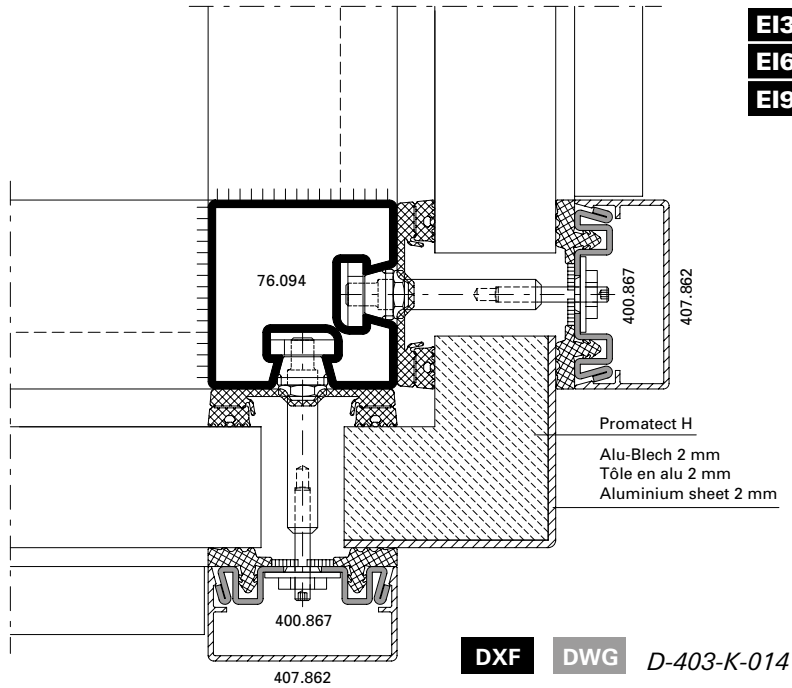


**DXF** **DWG** D-403-C-017

Eckausbildung 90°

Formation d'angle 90°

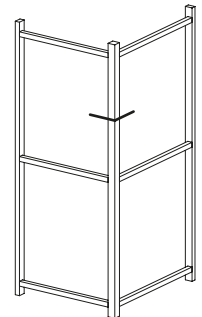
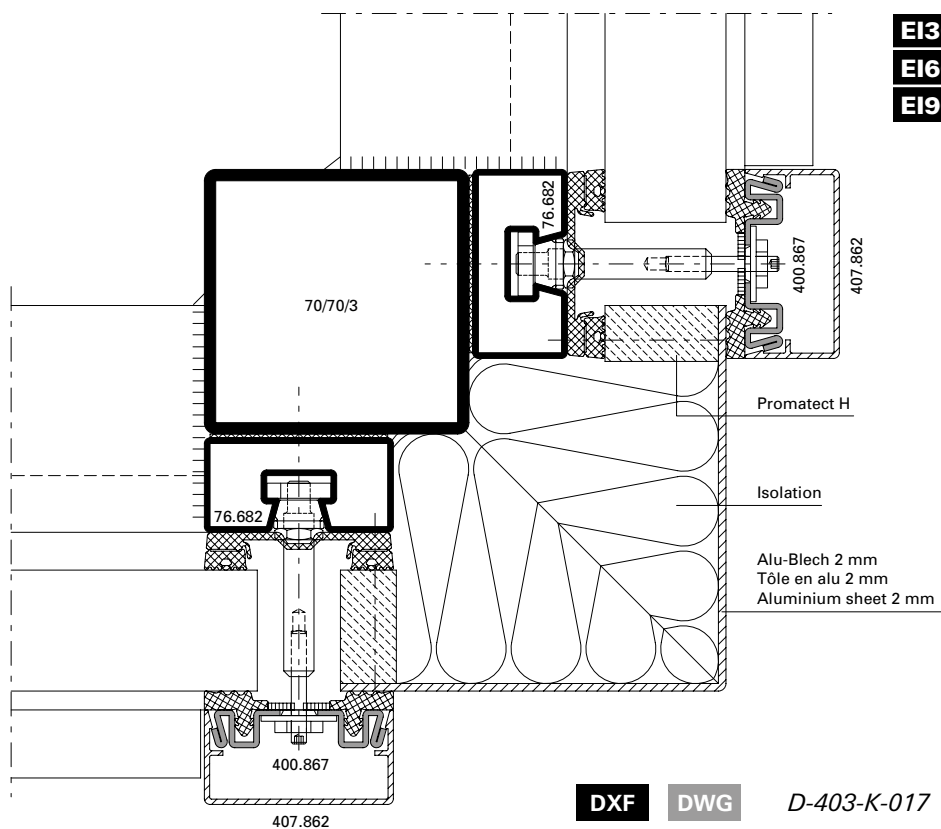
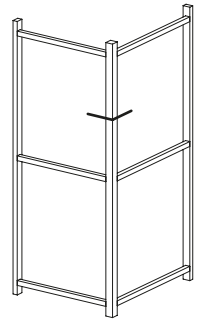
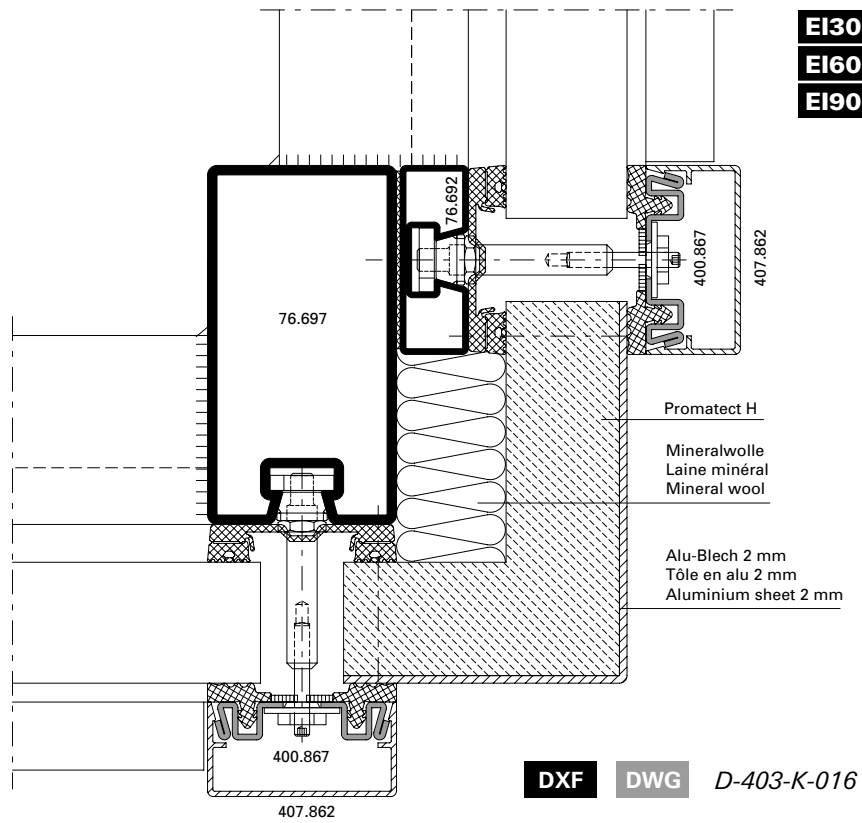
90° corner construction



Eckausbildung 90°

Formation d'angle 90°

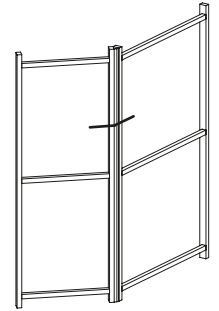
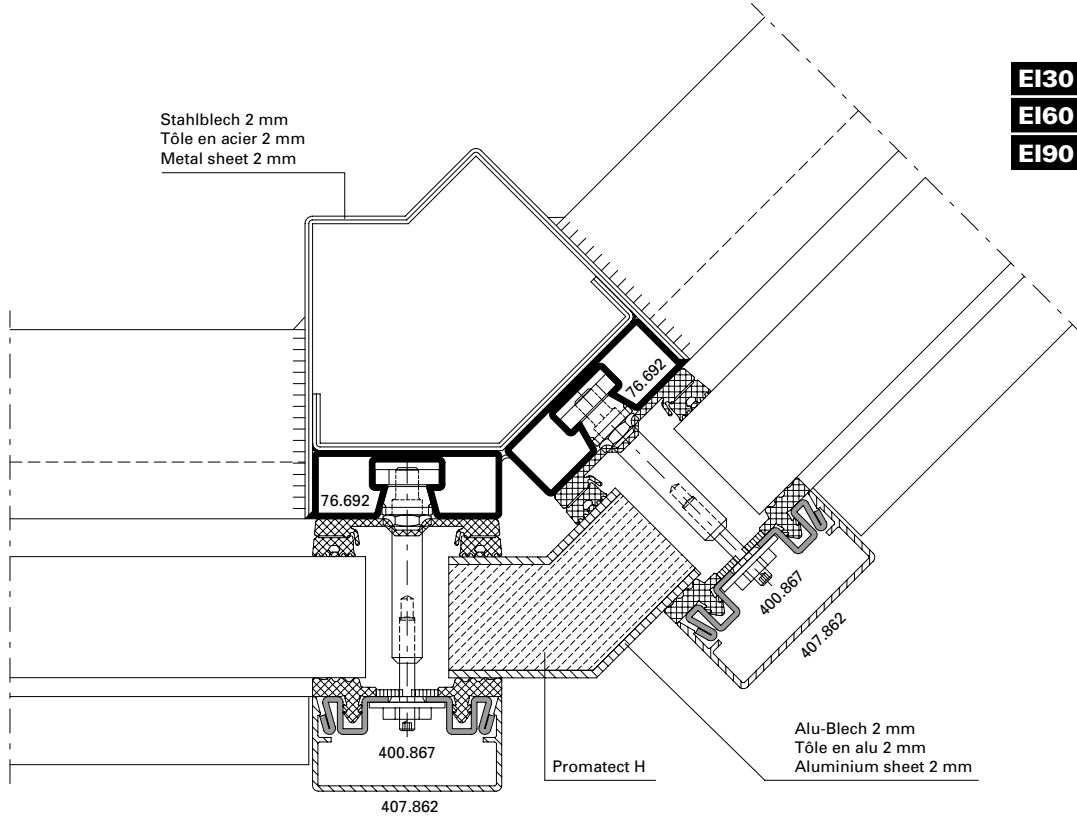
90° corner construction



Aussenecke 135°

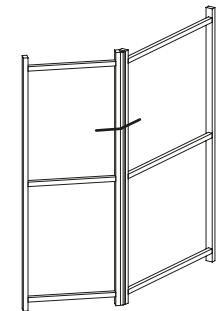
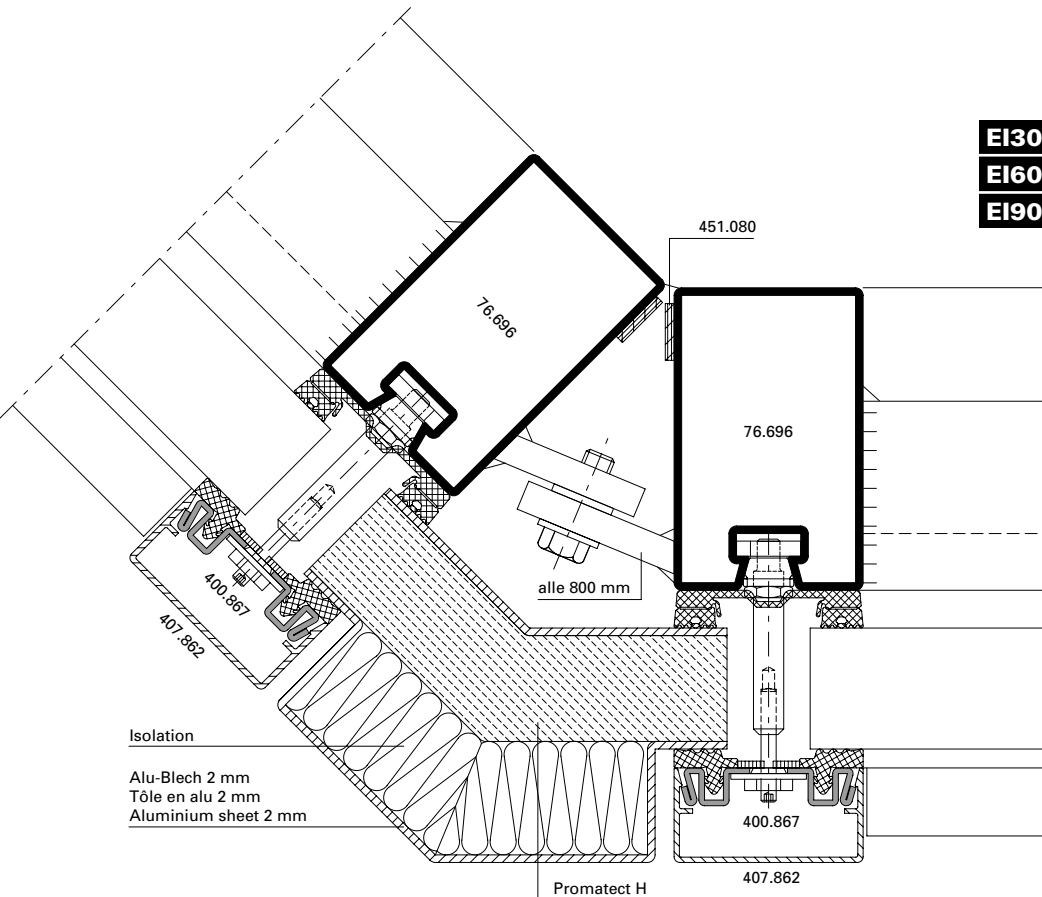
Angle extérieur 135°

Outer corner 135°



DXF DWG

D-403-K-008



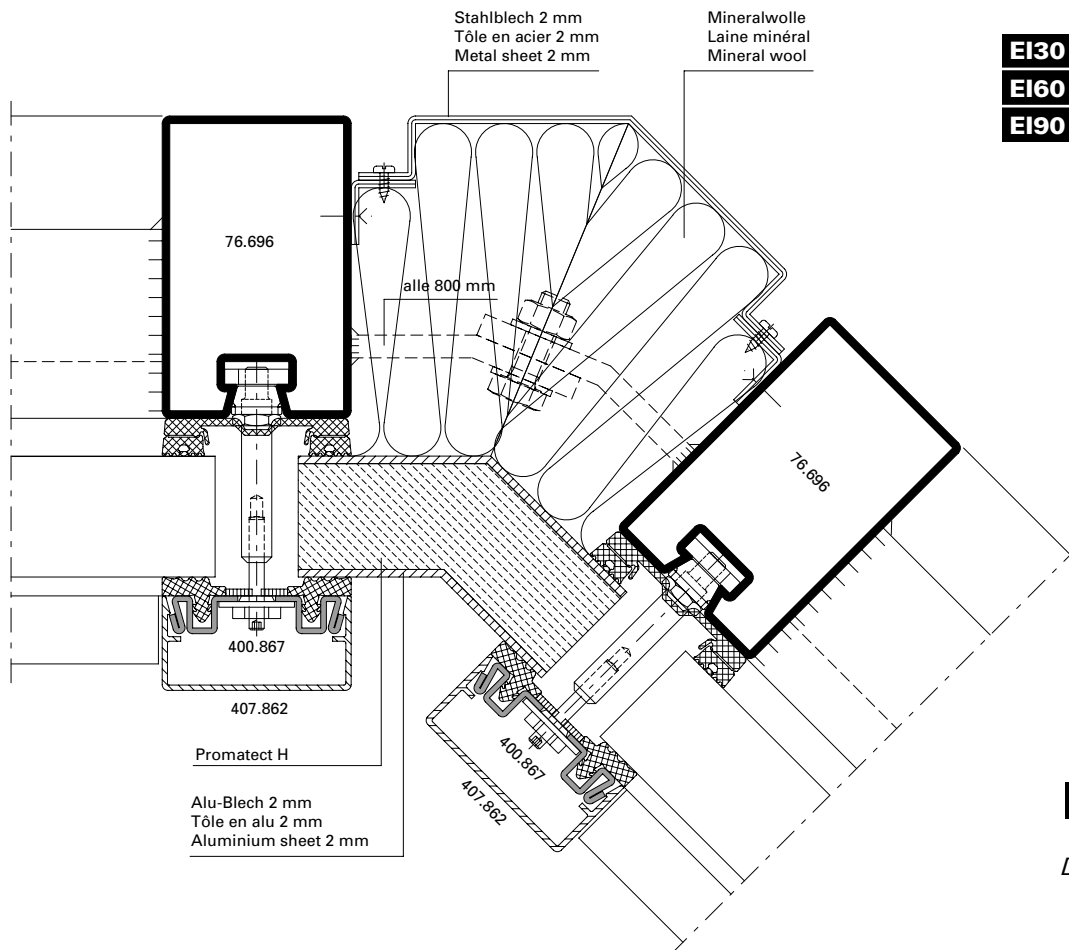
DXF DWG

D-403-K-005

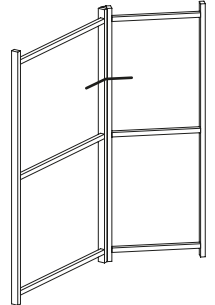
Innenecke 135°

Angle intérieur 135°

Inner corner 135°



EI30  
EI60  
EI90



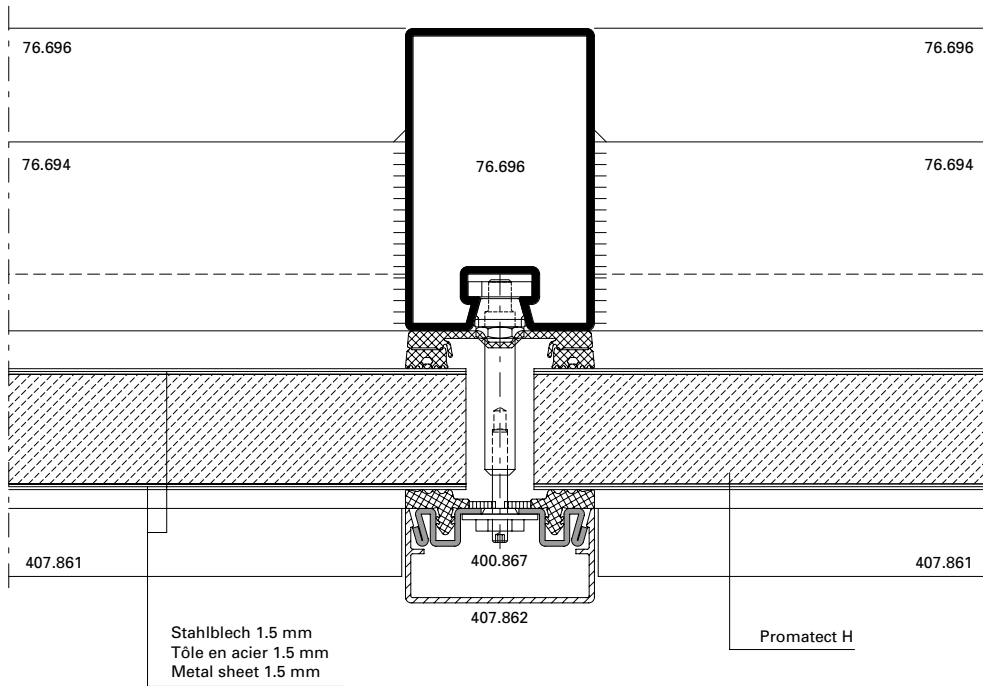
DXF DWG

D-403-K-007

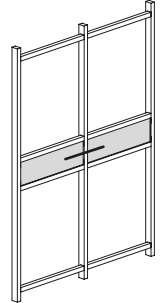
**Panel-Ausbildungen**

**Agencements de panneau**

**Panel designs**

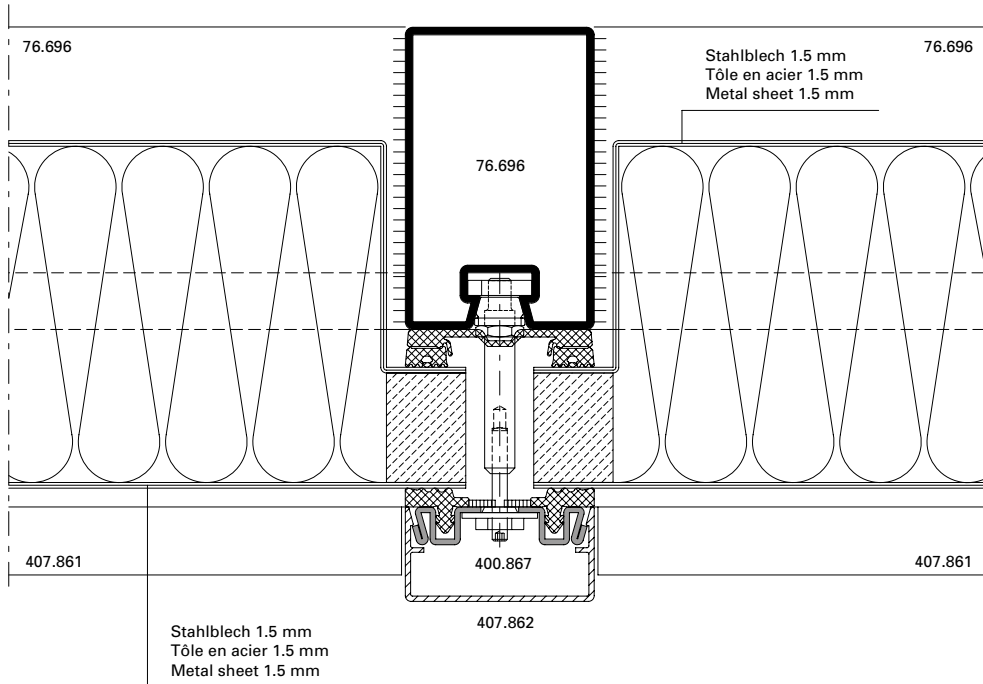


**EI30**  
**EI60**  
**EI90**

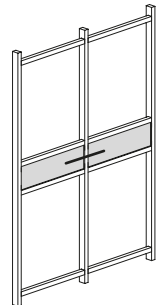


**DXF** **DWG**

*D-403-K-001*



**EI30**  
**EI60**  
**EI90**



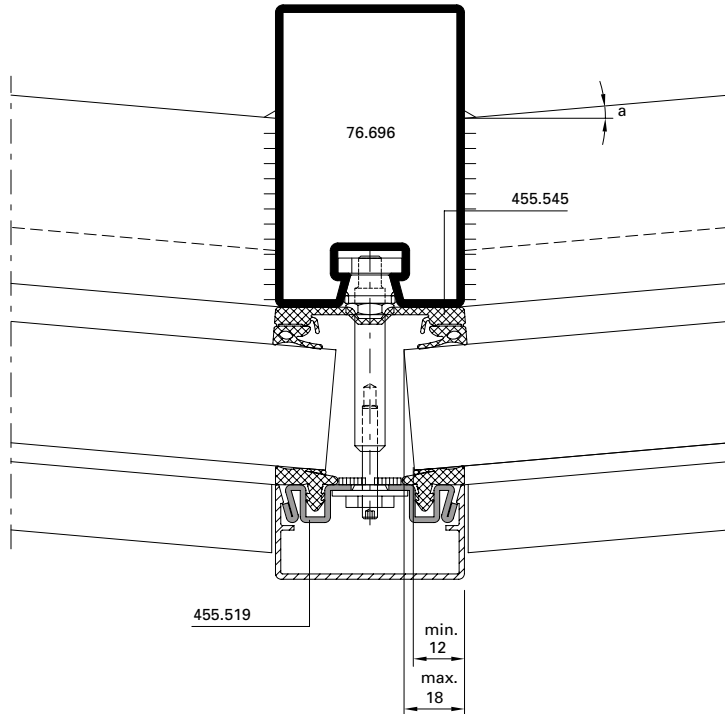
**DXF** **DWG**

*D-403-K-002*

Segment-Pfosten

Montant segment

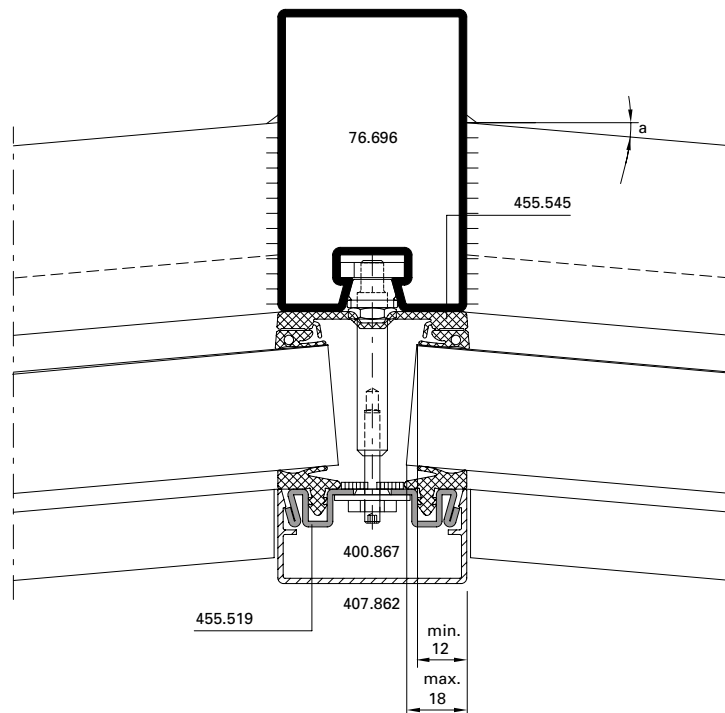
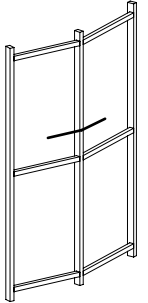
Segmented mullion



EI30  
 EI60  
 EI90

DXF DWG

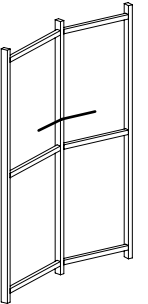
D-403-K-019



EI30  
 EI60  
 EI90

DXF DWG

D-403-K-020





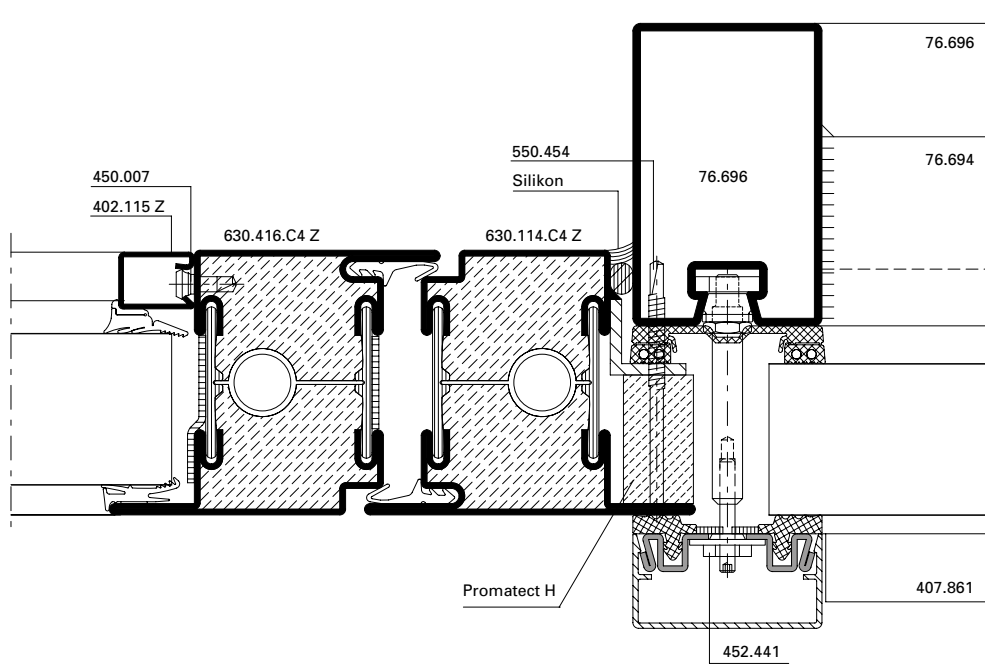
Anschlüsse am Bau im Masstab 1:2  
Raccordement au mur à l'échelle 1:2  
Attachment to structure on scale 1:2

VISS Fire  
VISS Fire  
VISS Fire

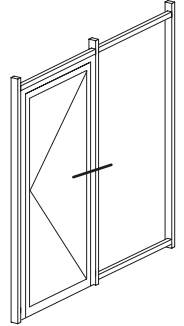
Einsatzelemente Türen

Éléments de remplissage portes

Infill elements doors



EI60  
EI90



DXF

DWG

D-403-K-013

**Anschlüsse am Bau im Masstab 1:2**  
**Raccordement au mur à l'échelle 1:2**  
**Attachment to structure on scale 1:2**

VISS Fire  
 VISS Fire  
 VISS Fire

Stahlwinkel / Cornière en acier / Steel angle 40/40/4

Mineralwolle / Laine minérale / Mineral wool

Silikon

76.696

76.694

76.696

407.861

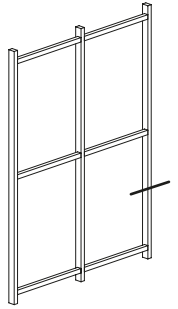
400.867

Promatect H

Alu-Blech / Tôle en alu / Aluminium sheet 2 mm

Silikon

**EI30**  
**EI60**  
**EI90**



**DXF** **DWG**

D-403-A-001

Stahlwinkel / Cornière en acier / Steel angle 100/40/3

Keramikfaserband  
 Bande de fibre de céramique  
 Ceramic fibre strip

Mineralwolle / Laine minérale / Mineral wool

Silikon

76.696

76.694

76.696

407.861

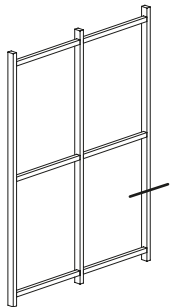
400.867

407.862

Promatect H

Mineralwolle / Laine minérale / Mineral wool

**EI30**  
**EI60**  
**EI90**

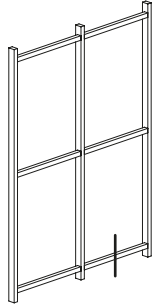
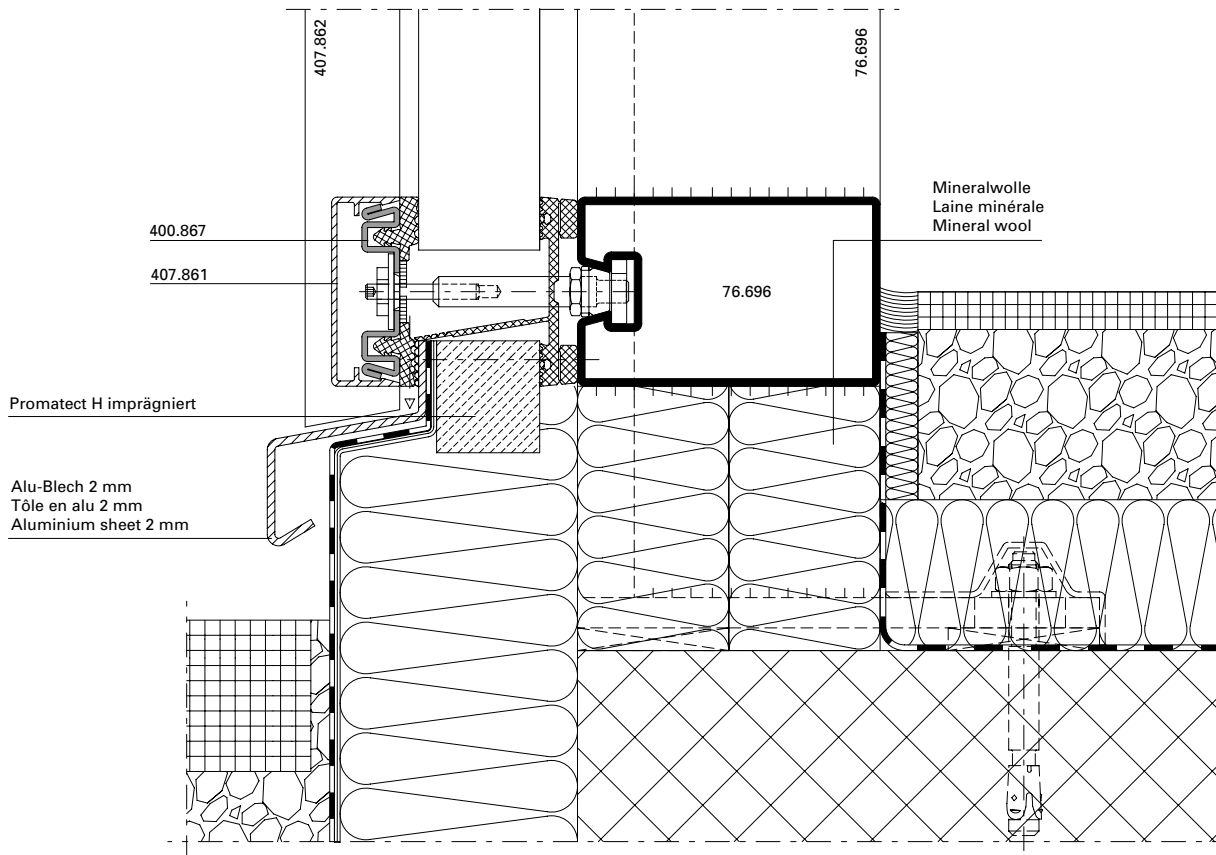


**DXF** **DWG**

D-403-A-002

**Anschlüsse am Bau im Masstab 1:2**  
**Raccordement au mur à l'échelle 1:2**  
**Attachment to structure on scale 1:2**

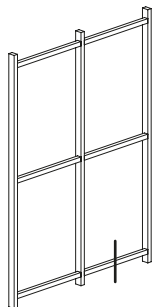
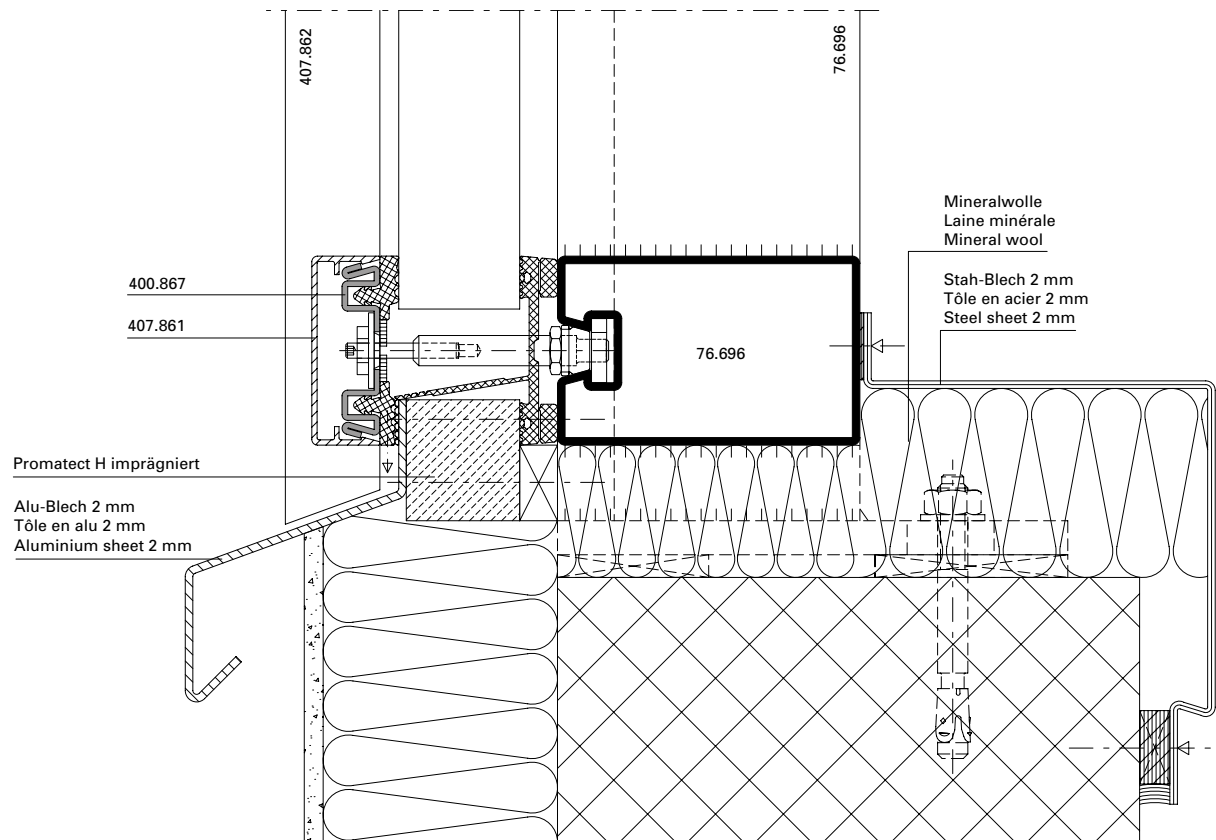
**VISS Fire**  
**VISS Fire**  
**VISS Fire**



**EI30**  
**EI60**  
**EI90**

**DXF** **DWG**

*D-403-A-007*



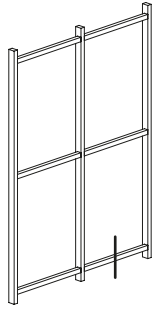
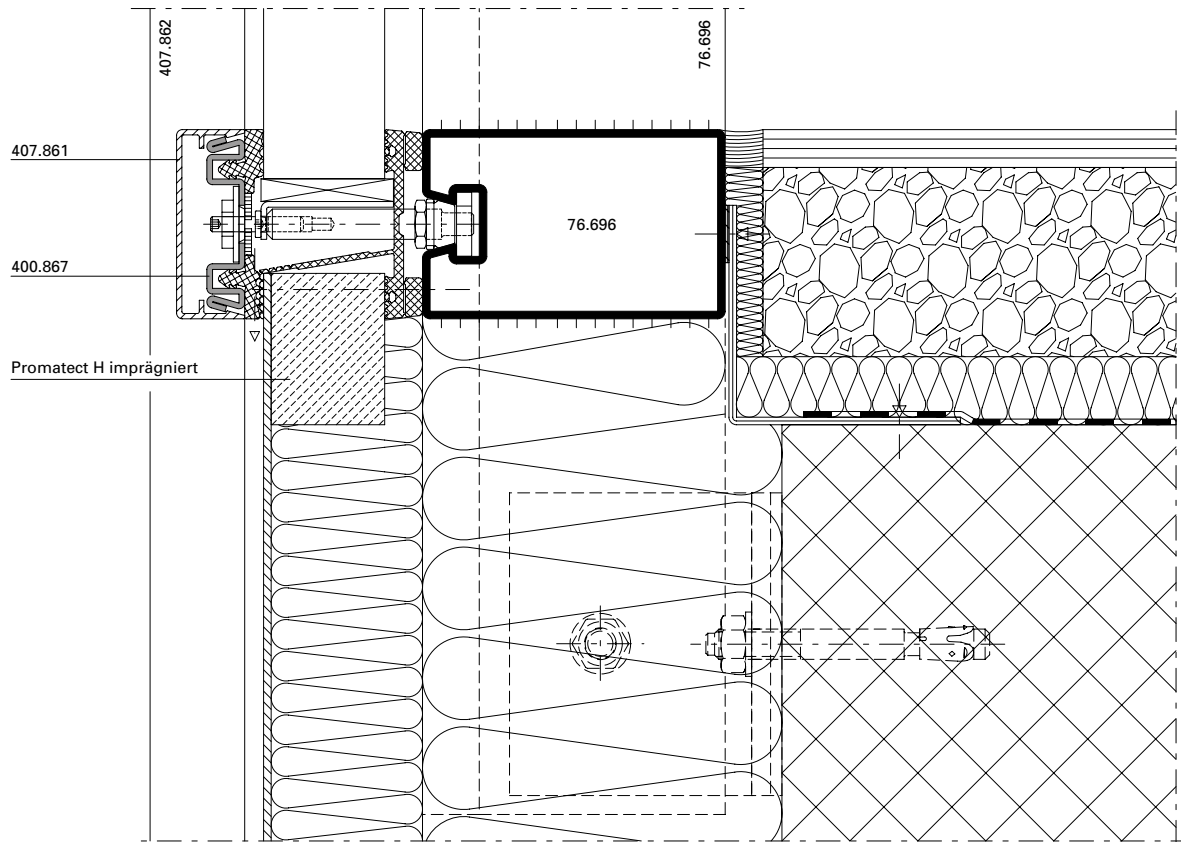
**EI30**  
**EI60**  
**EI90**

**DXF** **DWG**

*D-403-A-008*

**Anschlüsse am Bau im Masstab 1:2**  
**Raccordement au mur à l'échelle 1:2**  
**Attachment to structure on scale 1:2**

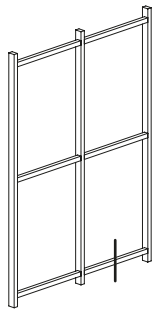
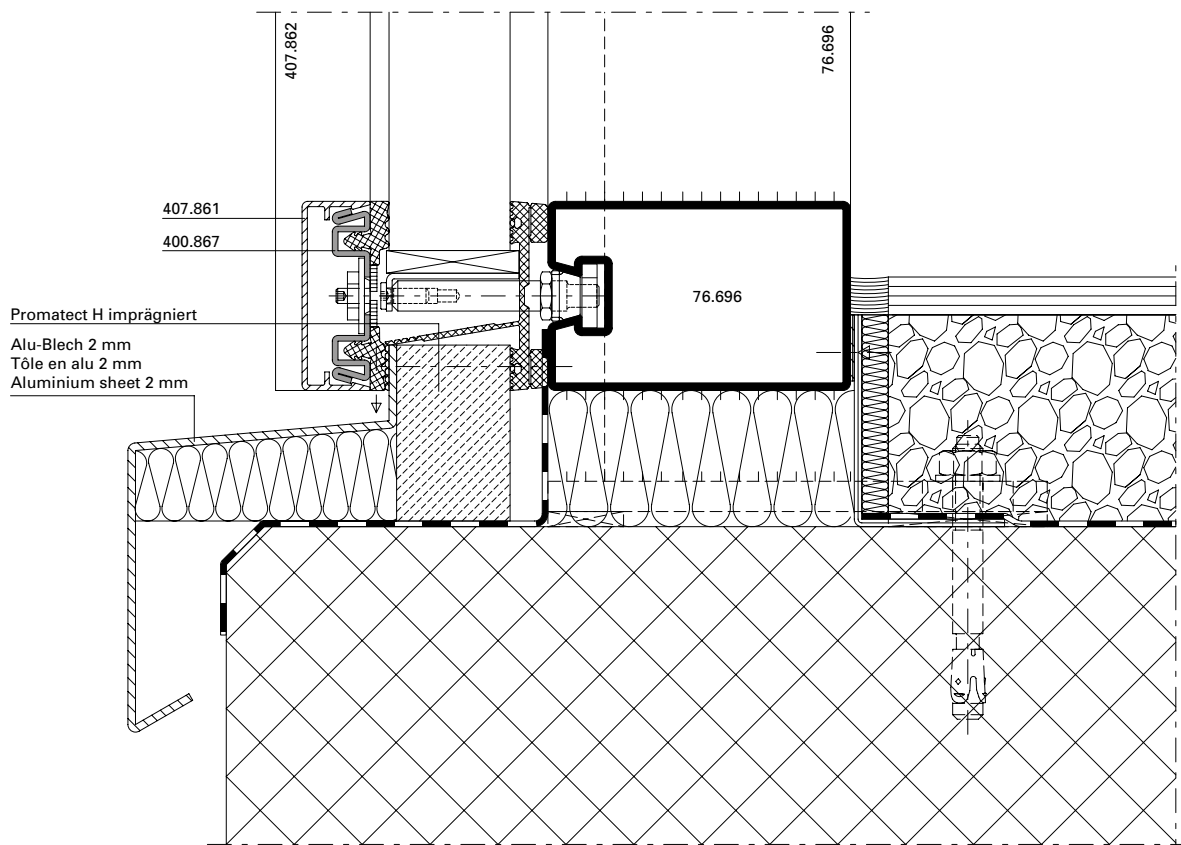
VISS Fire  
 VISS Fire  
 VISS Fire



**EI30**  
**EI60**  
**EI90**

**DXF** **DWG**

D-403-A-009



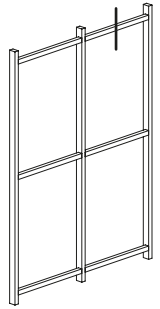
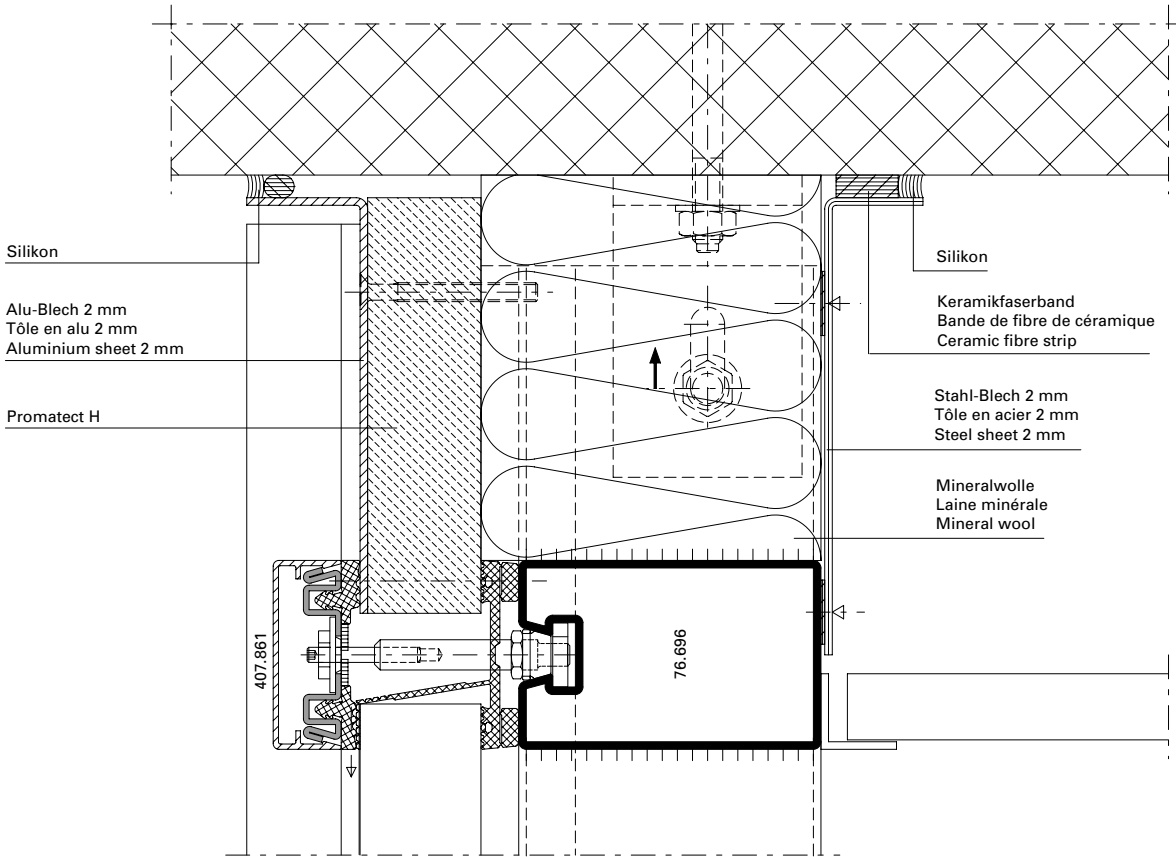
**EI30**  
**EI60**  
**EI90**

**DXF** **DWG**

D-403-A-010

**Anschlüsse am Bau im Masstab 1:2**  
**Raccordement au mur à l'échelle 1:2**  
**Attachment to structure on scale 1:2**

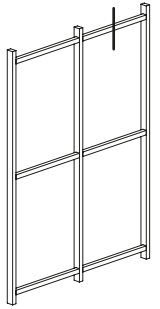
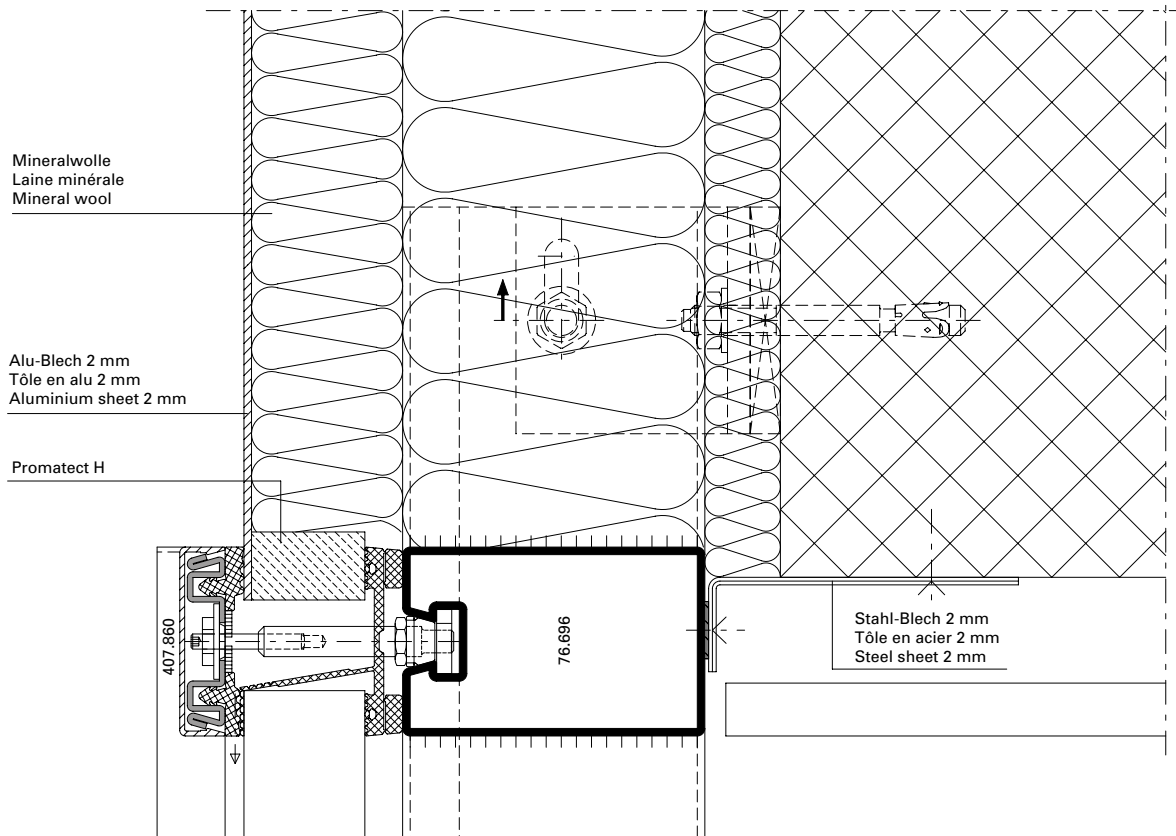
VISS Fire  
 VISS Fire  
 VISS Fire



**EI30**  
**EI60**  
**EI90**

**DXF** **DWG**

D-403-A-011



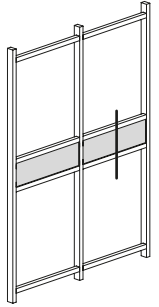
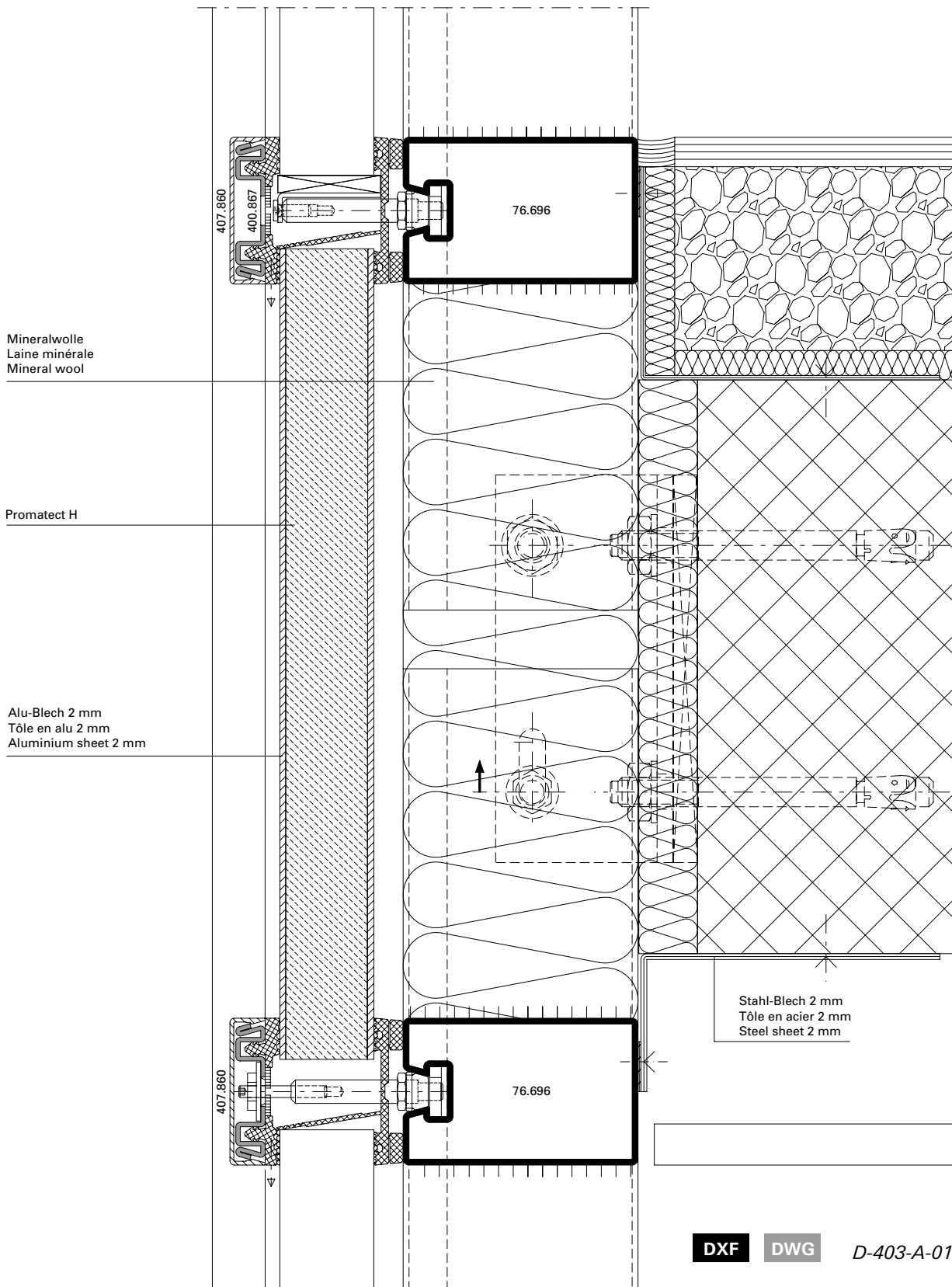
**EI30**  
**EI60**  
**EI90**

**DXF** **DWG**

D-403-A-012

Anschlüsse am Bau im Masstab 1:2  
Raccordement au mur à l'échelle 1:2  
Attachment to structure on scale 1:2

VISS Fire  
VISS Fire  
VISS Fire



EI30  
EI60  
EI90

DXF DWG D-403-A-013

**System-Hinweise**

Remarques concernant les systèmes

System instructions

VISS Fire

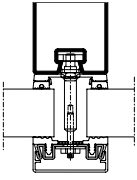
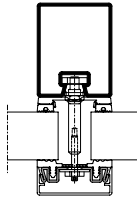
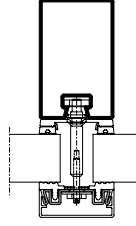
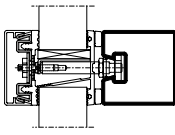
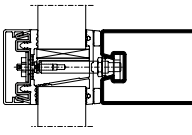
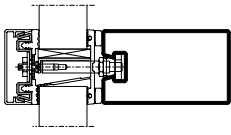
VISS Fire

VISS Fire

**U<sub>f</sub>-Werte nach EN 10077-2**  
**VISS Fire TVS (vertikal) 50 mm**

**Valeurs U<sub>f</sub> selon EN 10077-2**  
**VISS Fire TVS (vertikal) 50 mm**

**U<sub>f</sub> values according to 10077-2**  
**VISS Fire TVS (vertikal) 50 mm**

						
<b>Glas</b> <b>Verre</b> <b>Glass</b>	Pfosten 50/50 Montant 50/50 Mullion 50/50	Pfosten 50/95 Montant 50/95 Mullion 50/95	Pfosten 50/140 Montant 50/140 Mullion 50/140	Riegel 50/50 Traverse 50/50 Transom 50/50	Riegel 50/95 Traverse 50/95 Transom 50/95	Riegel 50/140 Traverse 50/140 Transom 50/140
10 mm	2,1 W/m <sup>2</sup> K	2,2 W/m <sup>2</sup> K	2,2 W/m <sup>2</sup> K	2,2 W/m <sup>2</sup> K	2,3 W/m <sup>2</sup> K	2,3 W/m <sup>2</sup> K
15 mm	1,9 W/m <sup>2</sup> K	1,9 W/m <sup>2</sup> K	2,0 W/m <sup>2</sup> K	2,0 W/m <sup>2</sup> K	2,0 W/m <sup>2</sup> K	2,0 W/m <sup>2</sup> K
20 mm	1,7 W/m <sup>2</sup> K	1,8 W/m <sup>2</sup> K	1,8 W/m <sup>2</sup> K	1,8 W/m <sup>2</sup> K	1,9 W/m <sup>2</sup> K	1,9 W/m <sup>2</sup> K
25 mm	1,7 W/m <sup>2</sup> K	1,7 W/m <sup>2</sup> K	1,7 W/m <sup>2</sup> K	1,7 W/m <sup>2</sup> K	1,8 W/m <sup>2</sup> K	1,8 W/m <sup>2</sup> K
30 mm	1,6 W/m <sup>2</sup> K	1,6 W/m <sup>2</sup> K	1,6 W/m <sup>2</sup> K	1,6 W/m <sup>2</sup> K	1,7 W/m <sup>2</sup> K	1,7 W/m <sup>2</sup> K
35 mm	1,5 W/m <sup>2</sup> K	1,5 W/m <sup>2</sup> K	1,6 W/m <sup>2</sup> K	1,6 W/m <sup>2</sup> K	1,6 W/m <sup>2</sup> K	1,6 W/m <sup>2</sup> K
40 mm	1,5 W/m <sup>2</sup> K	1,5 W/m <sup>2</sup> K	1,5 W/m <sup>2</sup> K	1,5 W/m <sup>2</sup> K	1,5 W/m <sup>2</sup> K	1,5 W/m <sup>2</sup> K
45 mm	1,4 W/m <sup>2</sup> K	1,5 W/m <sup>2</sup> K	1,5 W/m <sup>2</sup> K	1,5 W/m <sup>2</sup> K	1,5 W/m <sup>2</sup> K	1,5 W/m <sup>2</sup> K
50 mm	1,4 W/m <sup>2</sup> K	1,4 W/m <sup>2</sup> K	1,4 W/m <sup>2</sup> K	1,4 W/m <sup>2</sup> K	1,4 W/m <sup>2</sup> K	1,4 W/m <sup>2</sup> K
55 mm	1,4 W/m <sup>2</sup> K	1,4 W/m <sup>2</sup> K	1,4 W/m <sup>2</sup> K	1,4 W/m <sup>2</sup> K	1,4 W/m <sup>2</sup> K	1,4 W/m <sup>2</sup> K
70 mm	1,4 W/m <sup>2</sup> K	1,4 W/m <sup>2</sup> K	1,4 W/m <sup>2</sup> K	1,4 W/m <sup>2</sup> K	1,4 W/m <sup>2</sup> K	1,4 W/m <sup>2</sup> K

Der Einfluss der Schraubenbefestigung in Höhe von 0.3 W/m<sup>2</sup>K ist berücksichtigt.

Einbau mit Edelstahl-Anpressprofil und schwer entflammaren Dichtungen.

L'influence de la fixation à vis de 0.3 W/m<sup>2</sup>K est prise en compte.

Montage avec profilé de fixation en acier inox et joints difficilement combustible.

The 0.3 W/m<sup>2</sup>K influence of the screw fixing is taken into account.

Installation with stainless steel clamping section and flame retardant gaskets.

---

**Systemübersicht**

Merkmale  
Zulassungen  
Typenübersicht

**Sommaire du système**

Caractéristiques  
Homologations  
Sommaire des types

**Summary of system**

Characteristics  
Authorisations  
Summary of types

**112**

---

**Konstruktions-Hinweise  
Klasse E30**

Schnittpunkte  
Konstruktionsdetails  
Anschlüsse am Bau

**Consignes de construction  
classe E30**

Coupes de détails  
Détails de construction  
Raccordement au mur

**Construction  
instructions class E30**

Section details  
Construction details  
Attachment to structure

**116**

---

**Konstruktions-Hinweise  
Klasse EI90**

Schnittpunkte  
Konstruktionsdetails  
Anschlüsse am Bau

**Consignes de construction  
classe EI**

Coupes de détails  
Détails de construction  
Raccordement au mur

**Construction  
instructions class EI**

Section details  
Construction details  
Attachment to structure

**121**



**Merkmale**  
**Caractéristiques**  
**Characteristics**

VISS Fire DV  
VISS Fire DV  
VISS Fire DV

## VISS Fire DV

Wärmegeämmte Pfosten-Riegel-  
konstruktion für Brandschutz-  
Fassaden (**Innenanwendung trocken**).

**Anwendung:**  
E30 / E60 / E90  
EI30 / EI60 / EI90

## VISS Fire DV

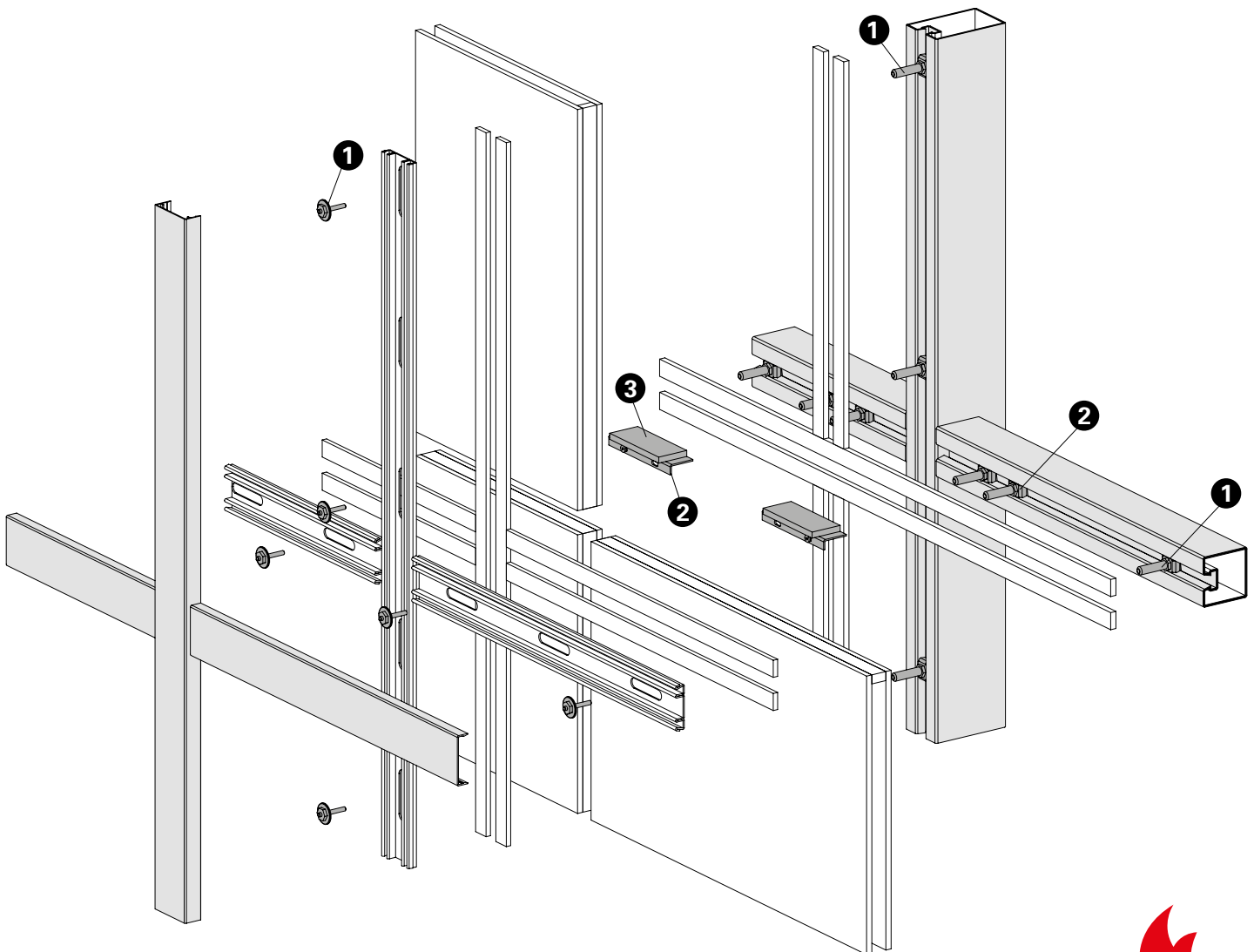
Construction à montants et traverses  
à rupture de pont thermique pour  
les façades de protection incendie  
(**application intérieure sèche**).


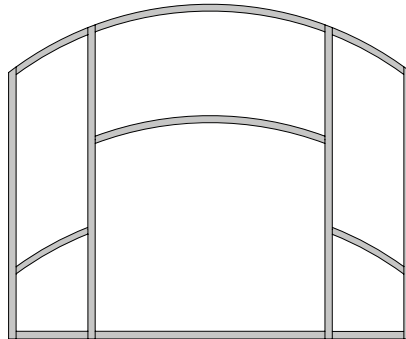
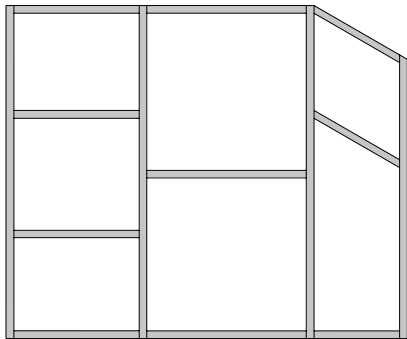

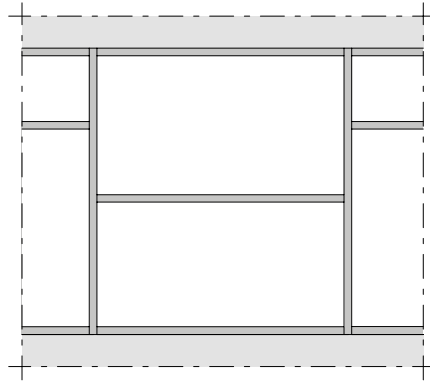

**Application:**  
E30 / E60 / E90  
EI30 / EI60 / EI90

## VISS Fire DV

Fully insulated curtain walling  
system for fire protection façades  
(**inside application dry**).

**Application:**  
E30 / E60 / E90  
EI30 / EI60 / EI90





**VISS Fire DV**  
**Brandschutzverglasung Klasse E**

**VISS Fire DV**  
**Vitrage pare-flammes Classe E**

**VISS Fire DV**  
**Fire protection glazing Class E**

**CH: R30**  
SBZ 8155  
**E60**  
SBZ 14647 / SBZ 14648

**CH: R30**  
SBZ 8155  
**E60**  
SBZ 14647 / SBZ Z 14648

**CH: R30**  
SBZ 8155  
**E60**  
SBZ 14647 / SBZ Z 14648

**DE: G30**  
Z-19-14-590  
Z-19.14-1214  
**G60**  
Z-19.14-1216  
**G90**  
Z-19.14-1563  
DIBt Berlin

**DE: G30**  
Z-19-14-590  
Z-19.14-1214  
**G60**  
Z-19.14-1216  
**G90**  
Z-19.14-1563  
DIBt Berlin

**DE: G30**  
Z-19-14-590  
Z-19.14-1214  
**G60**  
Z-19.14-1216  
**G90**  
Z-19.14-1563  
DIBt Berlin

**Pfosten-Riegel-Verbindung**  
AbZ Z-14.4-467 (T-Verbinder)

**Jonction montant-traverse**  
AbZ Z-14.4-467 (Raccord en T)

**Mullion-transom connection**  
AbZ Z-14.4-467 (Connecting spigot)

**AT: E30 / EW30**  
**E60 / EW60**  
**E90 / EW90**  
Klassifizierungsbericht  
Nr. 100 308 27-4 IBS Linz

**AT: E30 / EW30**  
**E60 / EW60**  
**E90 / EW90**  
Klassifizierungsbericht  
Nr. 100 308 27-4 IBS Linz

**AT: E30 / EW30**  
**E60 / EW60**  
**E90 / EW90**  
Klassifizierungsbericht  
Nr. 100 308 27-4 IBS Linz

**FR: Pare-flammes 30', 45', 60', 90'**  
Divers Procès-verbaux  
efectis france

**FR: Pare-flammes 30', 45', 60', 90'**  
Divers Procès-verbaux  
efectis france

**FR: Pare-flammes 30', 45', 60', 90'**  
Divers Procès-verbaux  
efectis france

**GB: Vertikal**  
**Integrity 1/2 h, 1 h, 1 1/2 h**  
BS 476:Part 22:1987  
P100099-1002  
BRE GB-Bucknalls Lane,  
Harston, Watford, Herfordshire

**GB: Vertikal**  
**Integrity 1/2 h, 1 h, 1 1/2 h**  
BS 476:Part 22:1987  
P100099-1002  
BRE GB-Bucknalls Lane,  
Harston, Watford, Herfordshire

**GB: Vertikal**  
**Integrity 1/2 h, 1 h, 1 1/2 h**  
BS 476:Part 22:1987  
P100099-1002  
BRE GB-Bucknalls Lane,  
Harston, Watford, Herfordshire

**Schräg**  
**Integrity 1/2 h, 1 h**  
BS 476:Part 22:1987  
CC 223495  
BRE GB-Bucknalls Lane,  
Harston, Watford, Herfordshire

**Oblique**  
**Integrity 1/2 h, 1 h**  
BS 476:Part 22:1987  
CC 223495  
BRE GB-Bucknalls Lane,  
Harston, Watford, Herfordshire

**Sloping**  
**Integrity 1/2 h, 1 h**  
BS 476:Part 22:1987  
CC 223495  
BRE GB-Bucknalls Lane,  
Harston, Watford, Herfordshire

Die landesspezifischen  
Brandschutz-Zulassungen bzw.  
deren Bestimmungen und  
Vorschriften sind zu beachten.

Les certificats de protection  
incendie spécifiques au pays,  
leurs dispositions et leurs  
prescriptions doivent être respectés.

Fire-protection approvals or  
applicable national regulations  
and determinations must be  
observed.

Zulassungen/Prüfungen  
Homologations/Essais  
Authorisations/Tests

VISS Fire DV  
VISS Fire DV  
VISS Fire DV

**VISS Fire DV**  
**Brandschutzverglasung Klasse EI**

**VISS Fire DV**  
**Vitrage coupe feu Classe EI**

**VISS Fire DV**  
**Fire protection glazing Class EI**

**DE: F30**  
Z-19-14-1592

**F90**  
Z-19-14-1730

**Pfosten-Riegel-Verbindung**  
AbZ Z-14.4-467 (T-Verbinder)

**DE: F30**  
Z-19-14-1592

**F90**  
Z-19-14-1730

**Jonction montant-traverse**  
AbZ Z-14.4-467 (Raccord en T)

**DE: F30**  
Z-19-14-1592

**F90**  
Z-19-14-1730

**Mullion-transom connection**  
AbZ Z-14.4-467 (Connecting spigot)

**AT: EI30 / EI60 / EI90**  
Klassifizierungsbericht  
Nr. 100 308 27-4 IBS Linz

**AT: EI30 / EI60 / EI90**  
Klassifizierungsbericht  
Nr. 100 308 27-4 IBS Linz

**AT: EI30 / EI60 / EI90**  
Klassifizierungsbericht  
Nr. 100 308 27-4 IBS Linz

**FR: Coupe feu 30', 45', 60', 90'**  
Divers Procès-verbaux  
efectis france

**FR: Coupe feu 30', 45', 60', 90'**  
Divers Procès-verbaux  
efectis france

**FR: Coupe feu 30', 45', 60', 90'**  
Divers Procès-verbaux  
efectis france

**GB: Vertikal**  
**Integrity 1/2 h, 1 h, 1 1/2 h**  
BS 476:Part 22:1987  
P100099-1002  
BRE GB-Bucknalls Lane,  
Harston, Watford, Herfordshire

**GB: Vertikal**  
**Integrity 1/2 h, 1 h, 1 1/2 h**  
BS 476:Part 22:1987  
P100099-1002  
BRE GB-Bucknalls Lane,  
Harston, Watford, Herfordshire

**GB: Vertikal**  
**Integrity 1/2 h, 1 h, 1 1/2 h**  
BS 476:Part 22:1987  
P100099-1002  
BRE GB-Bucknalls Lane,  
Harston, Watford, Herfordshire

**Schräg**  
**Integrity 1/2 h, 1 h**  
BS 476:Part 22:1987  
CC 223495  
BRE GB-Bucknalls Lane,  
Harston, Watford, Herfordshire

**Oblique**  
**Integrity 1/2 h, 1 h**  
BS 476:Part 22:1987  
CC 223495  
BRE GB-Bucknalls Lane,  
Harston, Watford, Herfordshire

**Sloping**  
**Integrity 1/2 h, 1 h**  
BS 476:Part 22:1987  
CC 223495  
BRE GB-Bucknalls Lane,  
Harston, Watford, Herfordshire

Die landesspezifischen  
Brandschutz-Zulassungen bzw.  
deren Bestimmungen und  
Vorschriften sind zu beachten.

Les certificats de protection  
incendie spécifiques au pays,  
leurs dispositions et leurs  
prescriptions doivent être respectés.

Fire-protection approvals or  
applicable national regulations  
and determinations must be  
observed.



**VISS Fire DV**  
**Brandschutzverglasung**  
**Klasse E**

**Hinweis:**

Bei der Auswahl von Schnittpunkten, Konstruktions-Details und Bauanschlüssen sind die landesspezifischen Brandschutz-Zulassungen und Vorschriften zwingend zu beachten!



**VISS Fire DV**  
**Vitrage pare-flammes**  
**Classe E**

**Note:**

Les certificats de protection incendie et les prescriptions spécifiques au pays doivent être impérativement respectés lors du choix des coupe de détails, des détails de construction et des raccordements au mur!



**VISS Fire DV**  
**Fire protection glazing**  
**Class E**

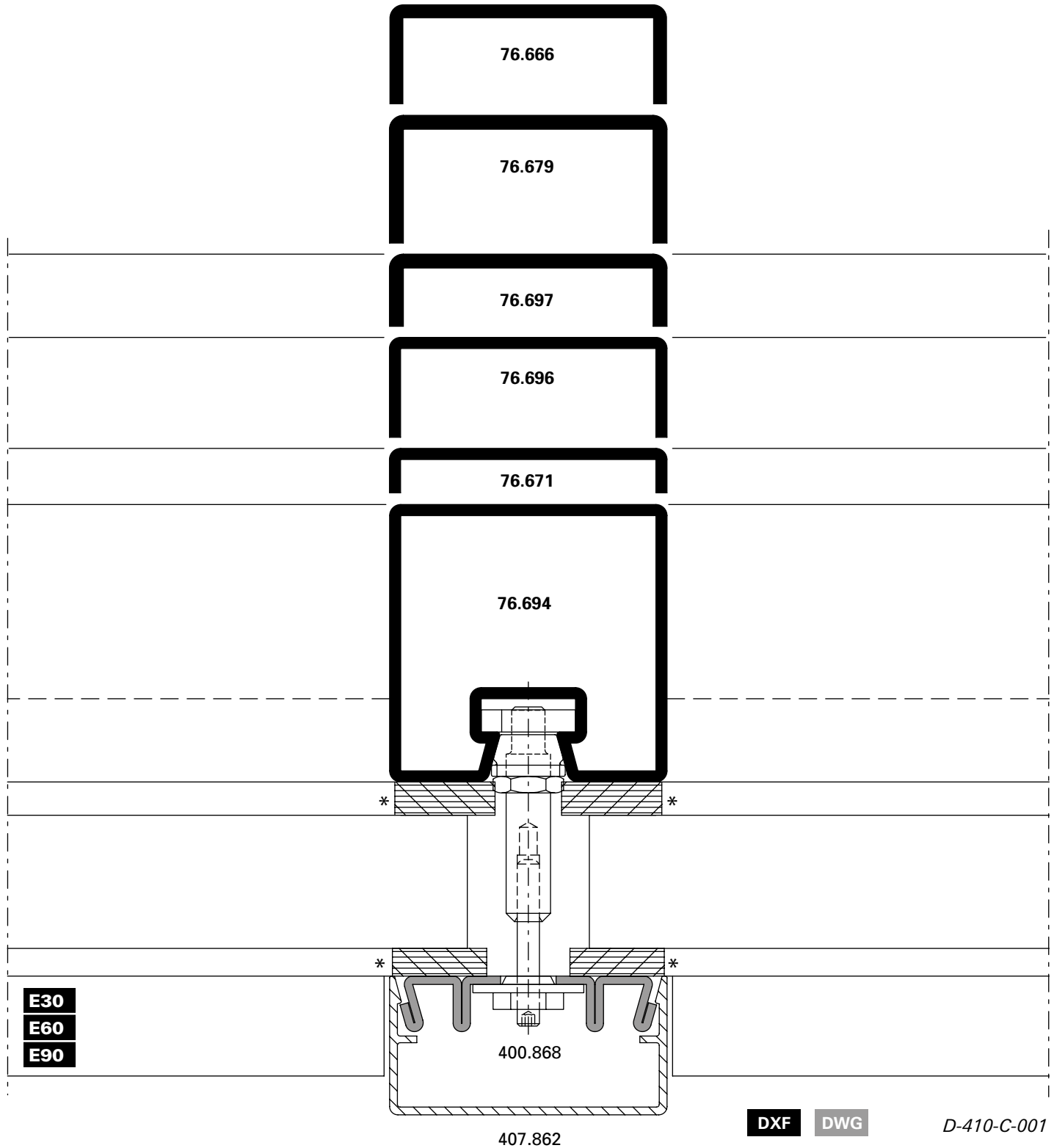
**Note:**

When selecting section details, construction details and attachment to structure, the national fire-protection approvals and regulations must be observed (mandatory)!

Pfosten-Detail

Détail du montant

Detail of mullion



\* wahlweise Silikon-Abdichtung  
 (DIN 4102-B1)

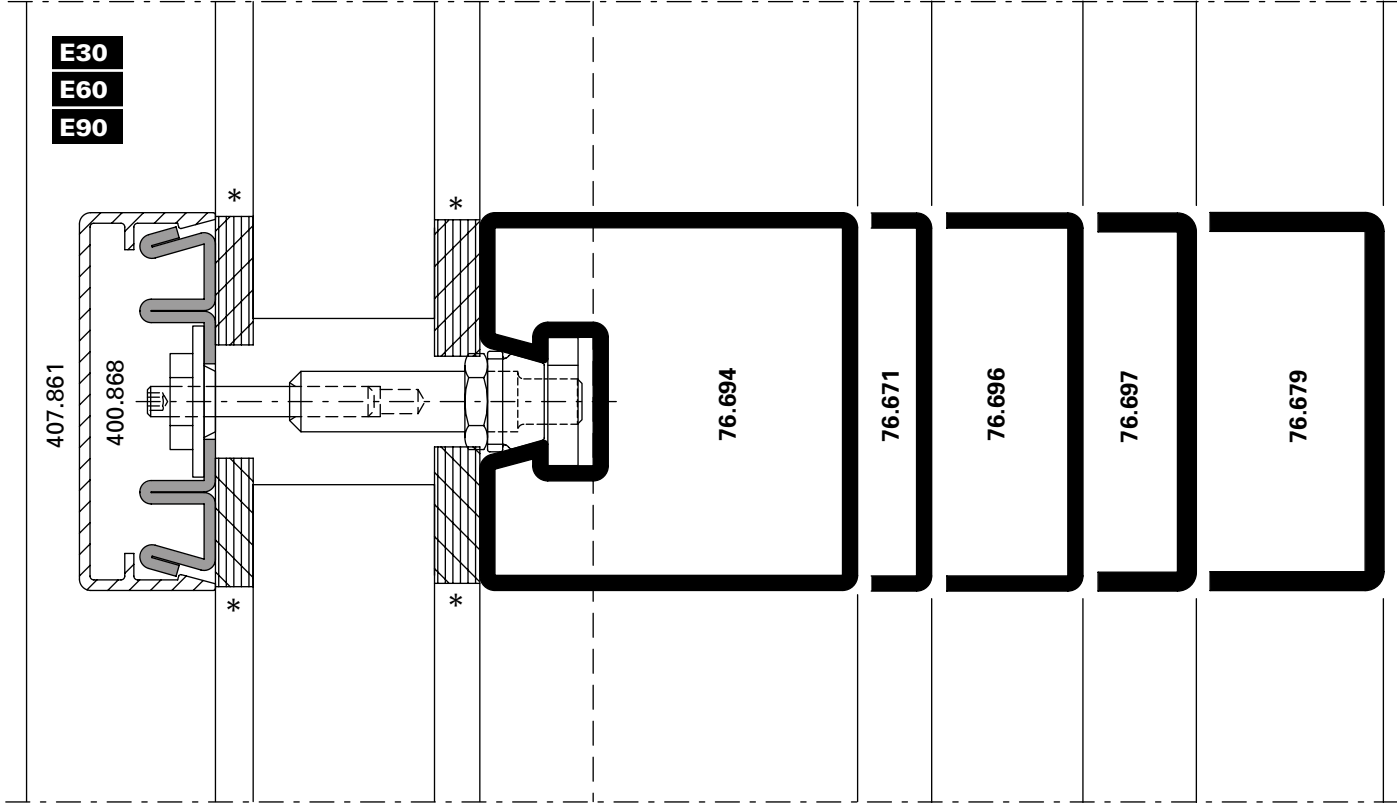
\* Au choix étanchéité silicone  
 (DIN 4102-B1)

\* Optional silicone seal (DIN 4102-B1)

Riegel-Detail

Détail de la traverse

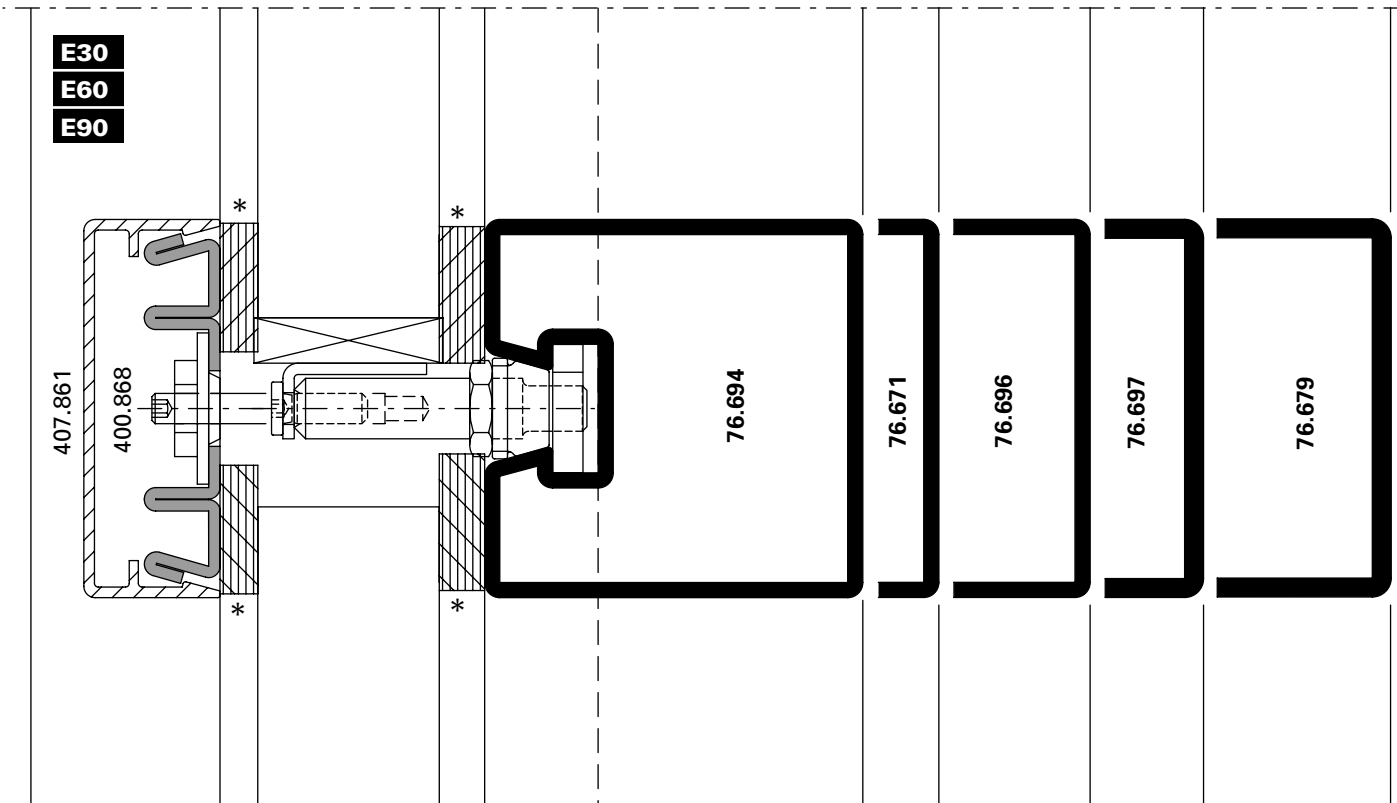
Detail of transom



D-410-C-002

DWG

DXF



D-410-C-003

DWG

DXF

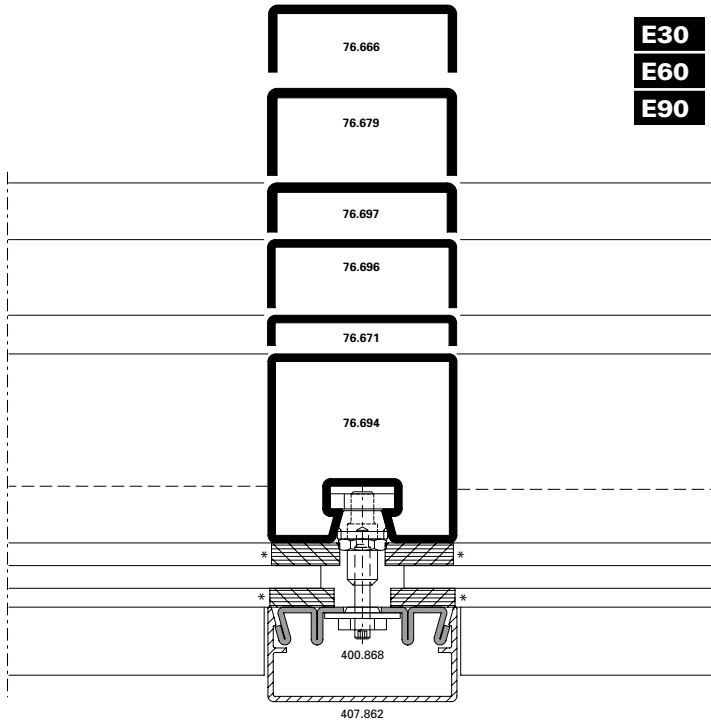
Schnittpunkte im Massstab 1:2  
 Coupe de détails à l'échelle 1:2  
 Section details on scale 1:2

VISS Fire DV  
 VISS Fire DV  
 VISS Fire DV

Pfosten-Detail

Détail du montant

Detail of mullion



DXF

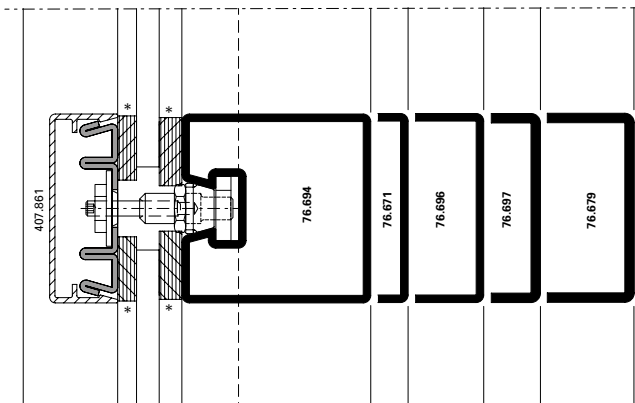
DWG

D-410-C-004

Riegel-Detail

Détail de la traverse

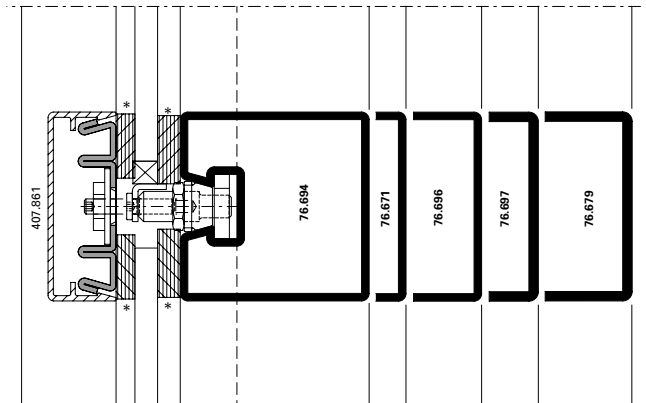
Detail of transom



DXF

DWG

D-410-C-005



DXF

DWG

D-410-C-006

\* wahlweise Silikon-Abdichtung  
 (DIN 4102-B1)

\* Au choix étanchéité silicone  
 (DIN 4102-B1)

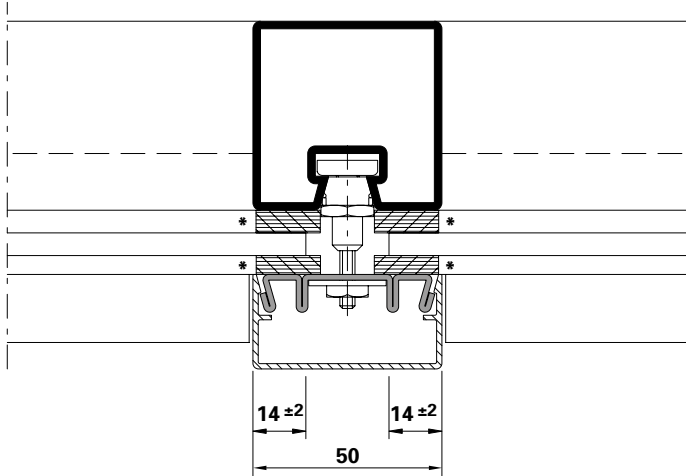
\* Optional silicone seal (DIN 4102-B1)



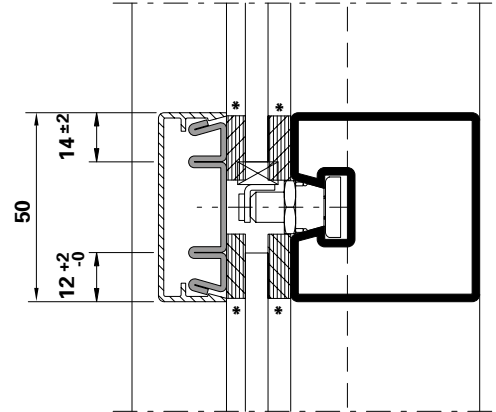
Glaseinstand

Prise en feuillure

Glass edge cover



E30  
E60  
E90



Die landesspezifischen  
Brandschutz-Zulassungen bzw.  
deren Bestimmungen und  
Vorschriften sind zu beachten.

Les certificats de protection  
incendie spécifiques au pays,  
leurs dispositions et leurs  
prescriptions doivent être respectés.

Fire-protection approvals or  
applicable national regulations  
and determinations must be  
observed.

\* wahlweise Silikon-Abdichtung  
(DIN 4102-B1)

\* Au choix étanchéité silicone  
(DIN 4102-B1)

\* Optional silicone seal (DIN 4102-B1)



**VISS Fire DV**  
**Brandschutzverglasung**  
**Klasse EI**

**Hinweis:**

Bei der Auswahl von Schnittpunkten, Konstruktions-Details und Bauanschlüssen sind die landesspezifischen Brandschutz-Zulassungen und Vorschriften zwingend zu beachten!



**VISS Fire DV**  
**Vitrage coupe feu**  
**Classe EI**

**Note:**

Les certificats de protection incendie et les prescriptions spécifiques au pays doivent être impérativement respectés lors du choix des coupe de détails, des détails de construction et des raccordements au mur!



**VISS Fire DV**  
**Fire protection glazing**  
**Class EI**

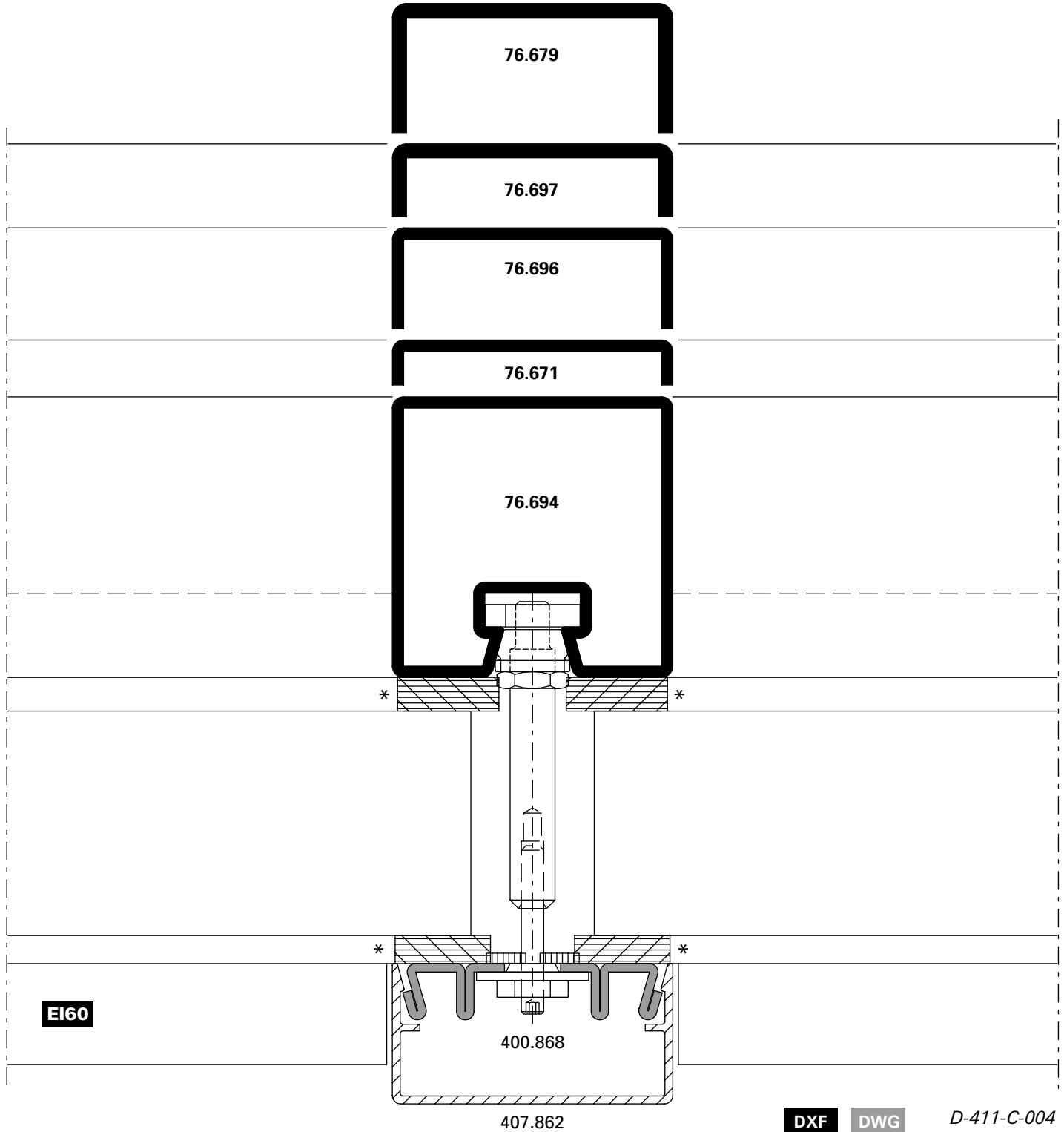
**Note:**

When selecting section details, construction details and attachment to structure, the national fire-protection approvals and regulations must be observed (mandatory)!

Pfosten-Detail

Détail du montant

Detail of mullion



\* wahlweise Silikon-Abdichtung  
(DIN 4102-B1)

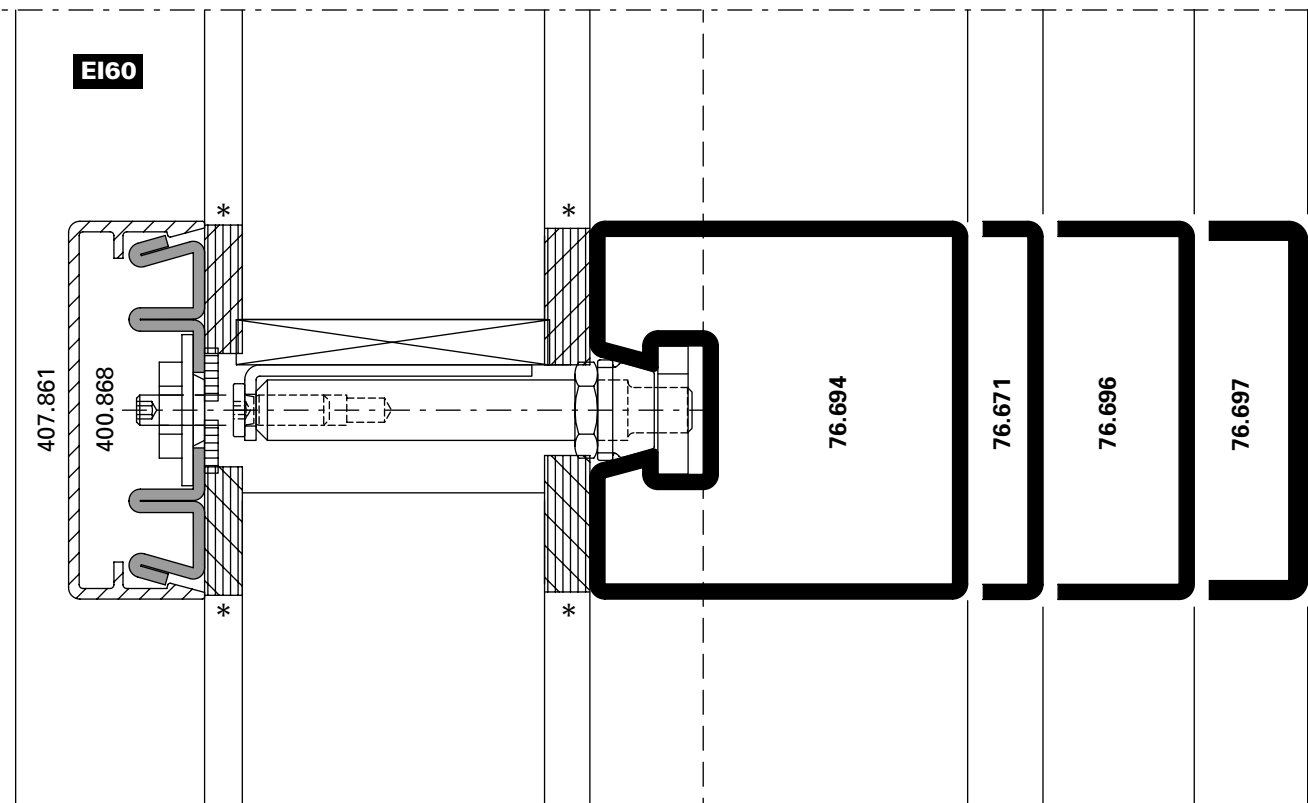
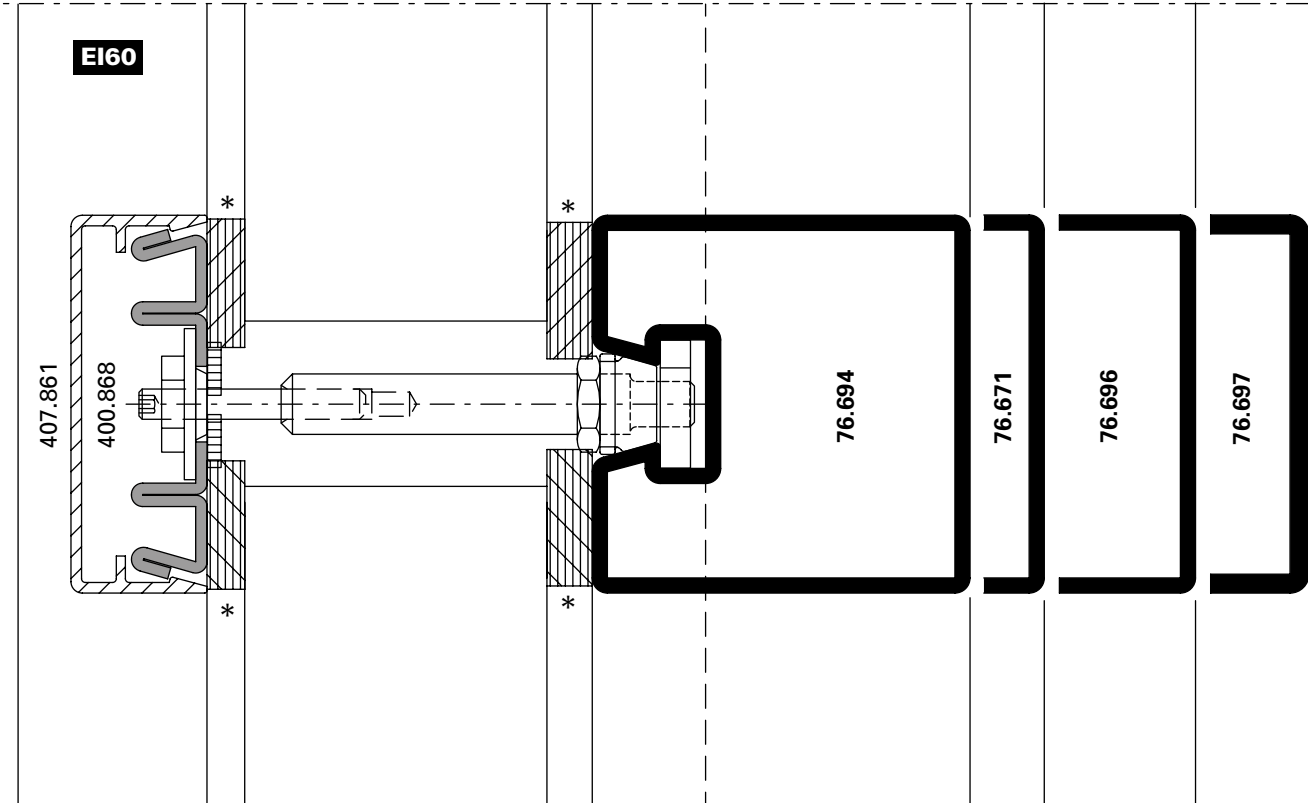
\* Au choix étanchéité silicone  
(DIN 4102-B1)

\* Optional silicone seal (DIN 4102-B1)

Riegel-Detail

Détail de la traverse

Detail of transom



D-411-C-005

DWG

DXF

D-411-C-006

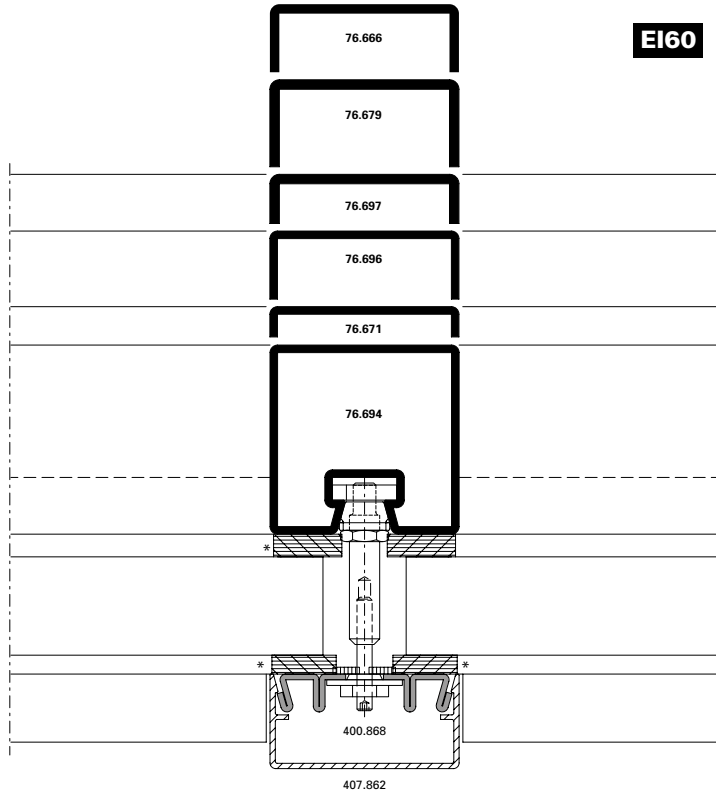
DWG

DXF

Pfosten-Detail

Détail du montant

Detail of mullion

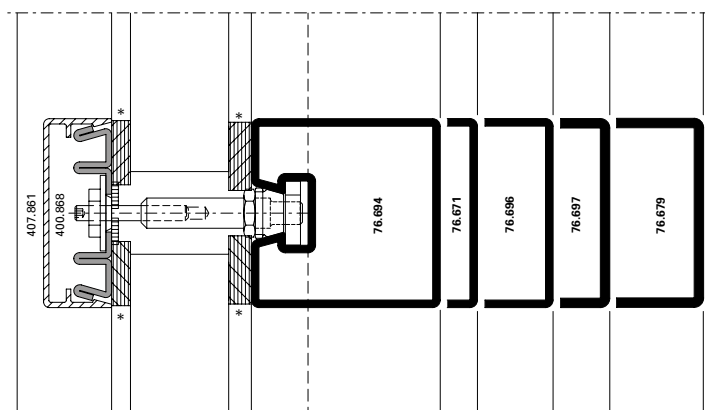


**DXF** **DWG** *D-411-C-013*

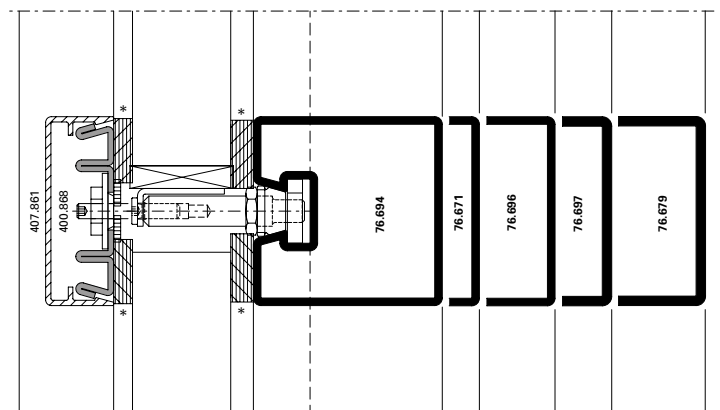
Riegel-Detail

Détail de la traverse

Detail of transom



**EI60** **DXF** **DWG** *D-411-C-014*



**EI60** **DXF** **DWG** *D-411-C-015*

\* wahlweise Silikon-Abdichtung (DIN 4102-B1)

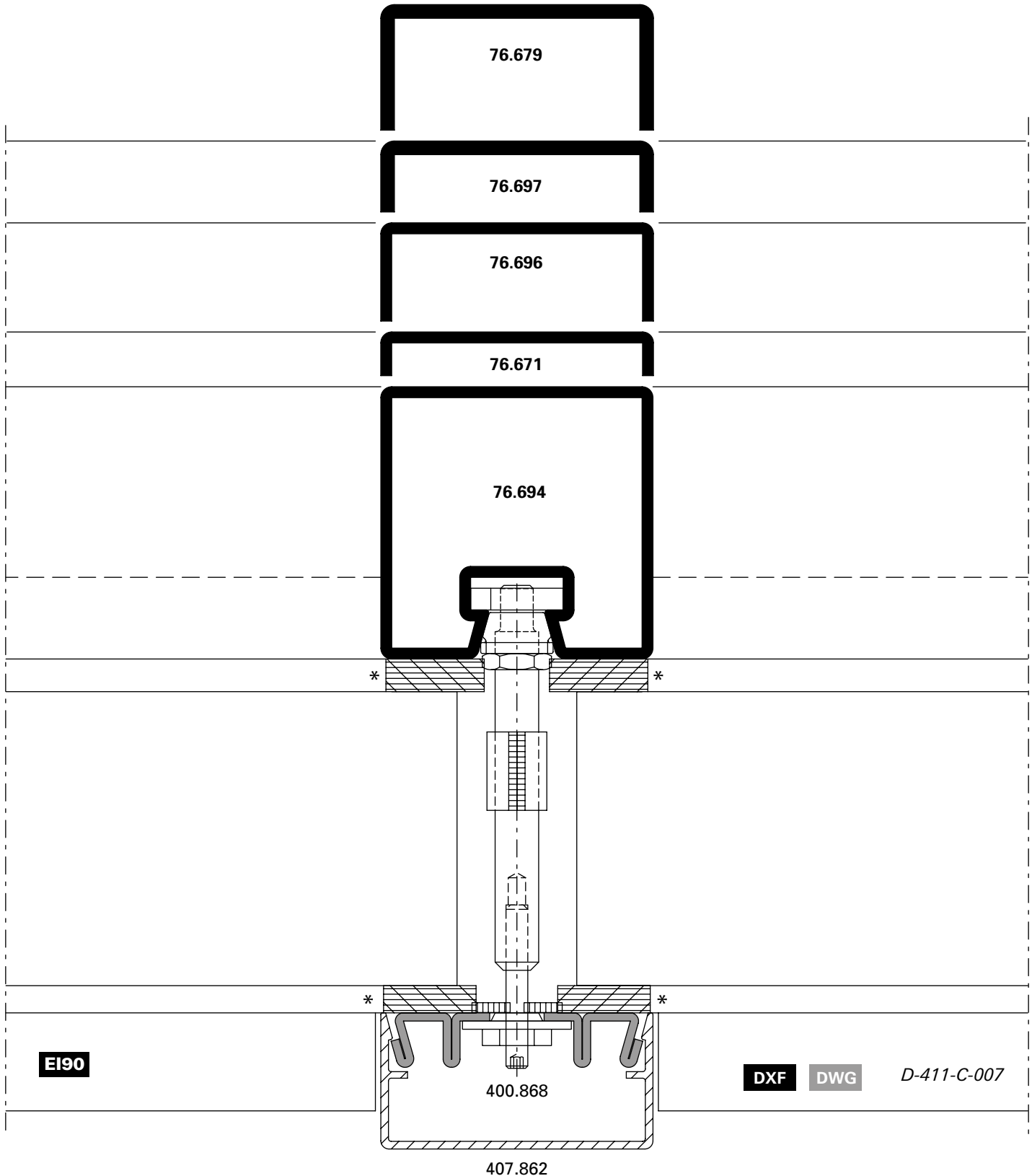
\* Au choix étanchéité silicone (DIN 4102-B1)

\* Optional silicone seal (DIN 4102-B1)

Pfosten-Detail

Détail du montant

Detail of mullion



EI90

DXF

DWG

D-411-C-007

\* wahlweise Silikon-Abdichtung (DIN 4102-B1)

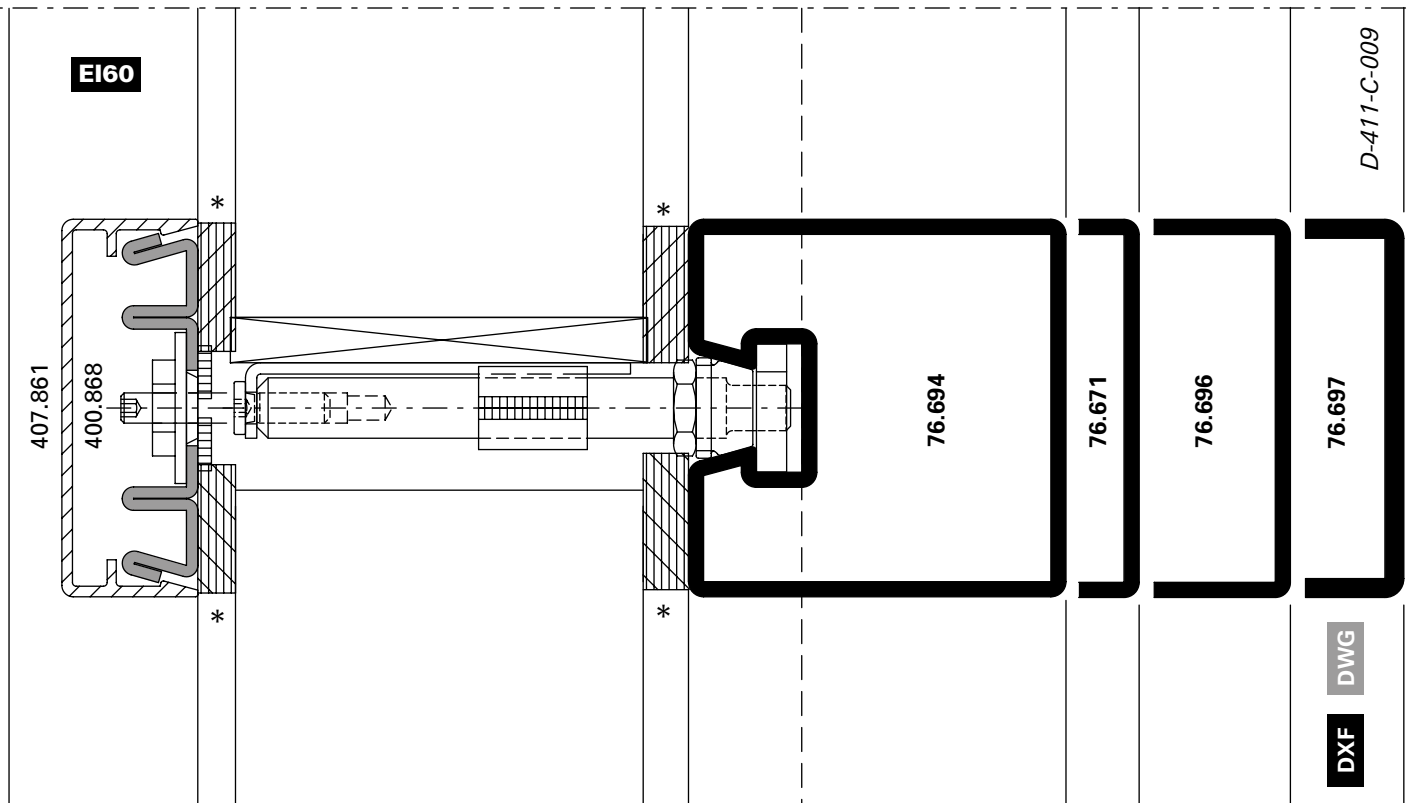
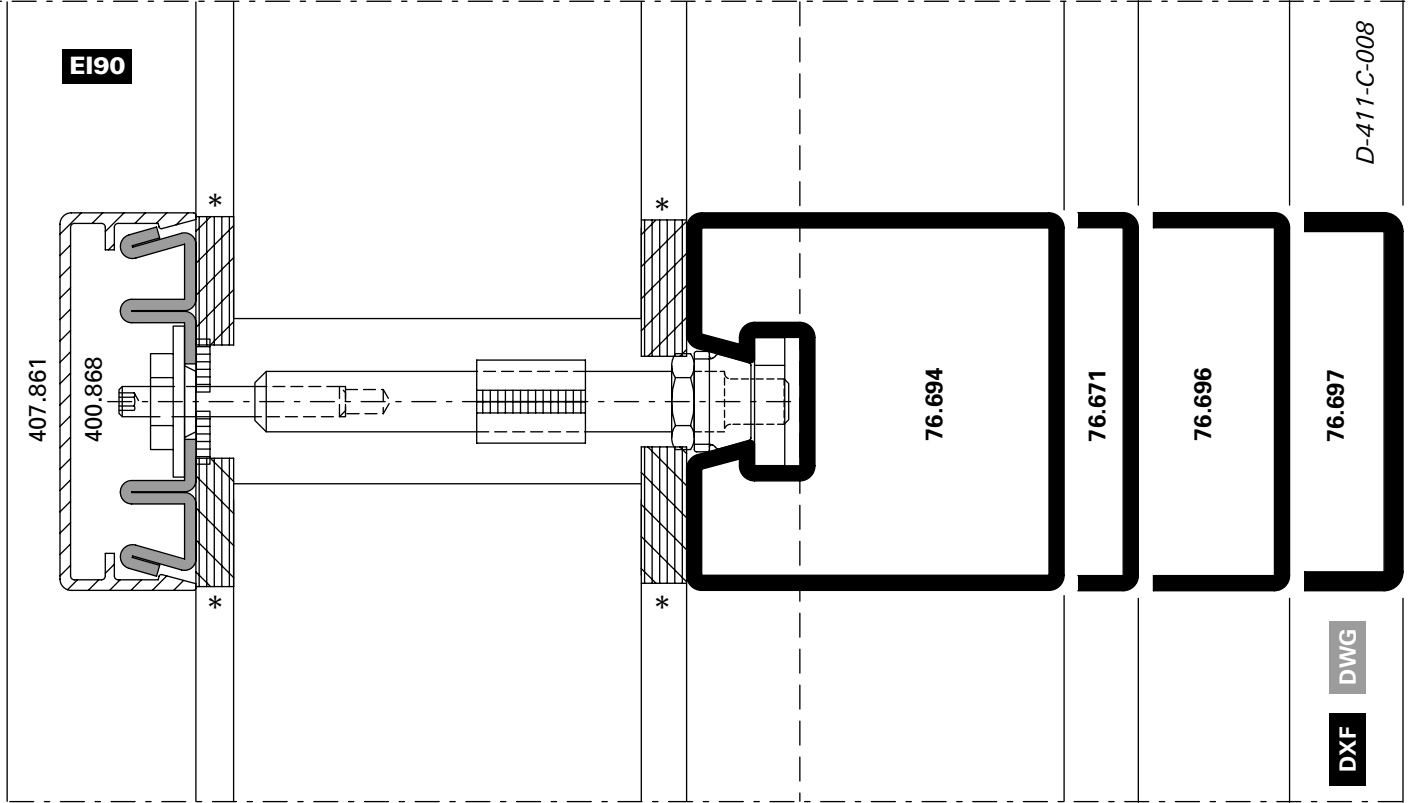
\* Au choix étanchéité silicone (DIN 4102-B1)

\* Optional silicone seal (DIN 4102-B1)

Riegel-Detail

Détail de la traverse

Detail of transom



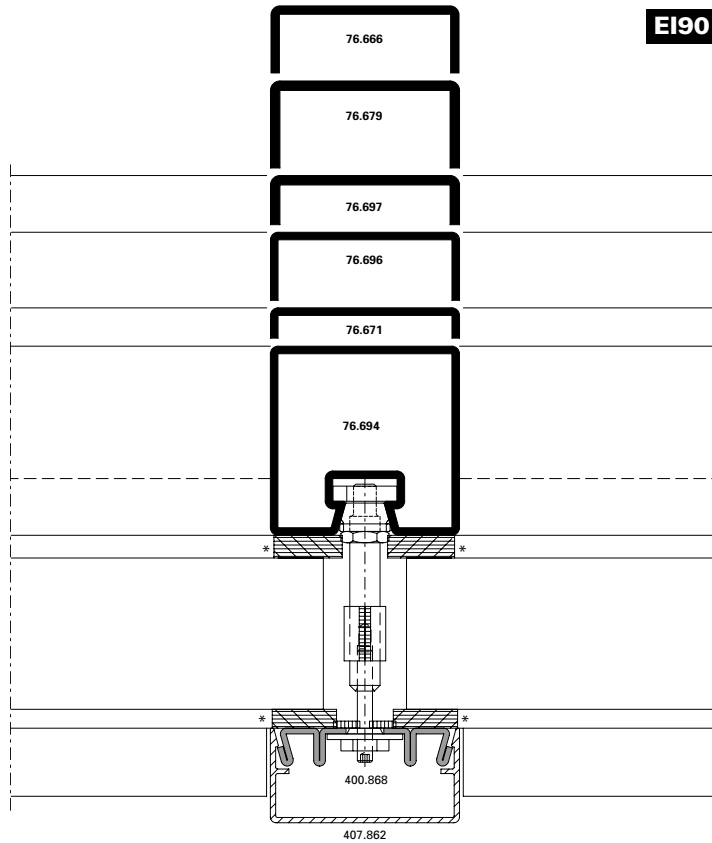
Schnittpunkte im Masstab 1:2  
 Coupe de détails à l'échelle 1:2  
 Section details on scale 1:2

VISS Fire DV  
 VISS Fire DV  
 VISS Fire DV

Pfosten-Detail

Détail du montant

Detail of mullion

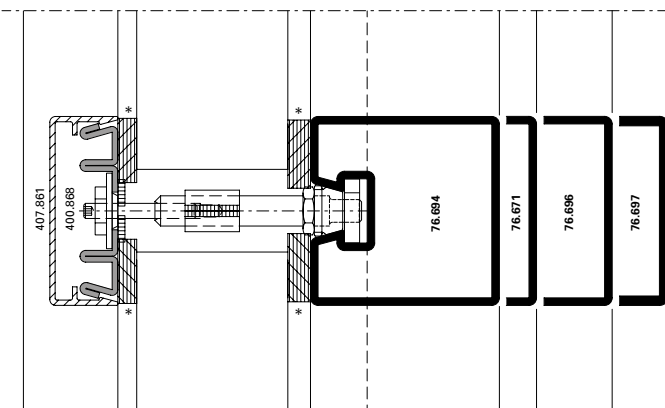


**DXF** **DWG** D-411-C-016

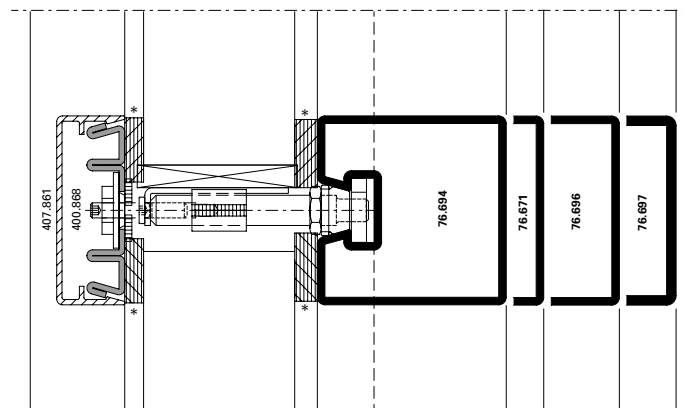
Riegel-Detail

Détail de la traverse

Detail of transom



**EI90** **DXF** **DWG** D-411-C-017



**EI90** **DXF** **DWG** D-411-C-018

\* wahlweise Silikon-Abdichtung  
 (DIN 4102-B1)

\* Au choix étanchéité silicone  
 (DIN 4102-B1)

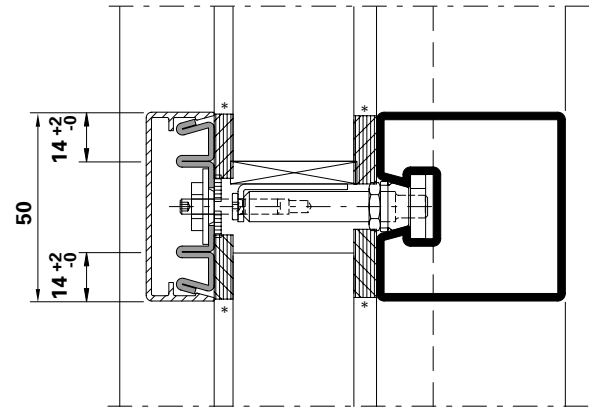
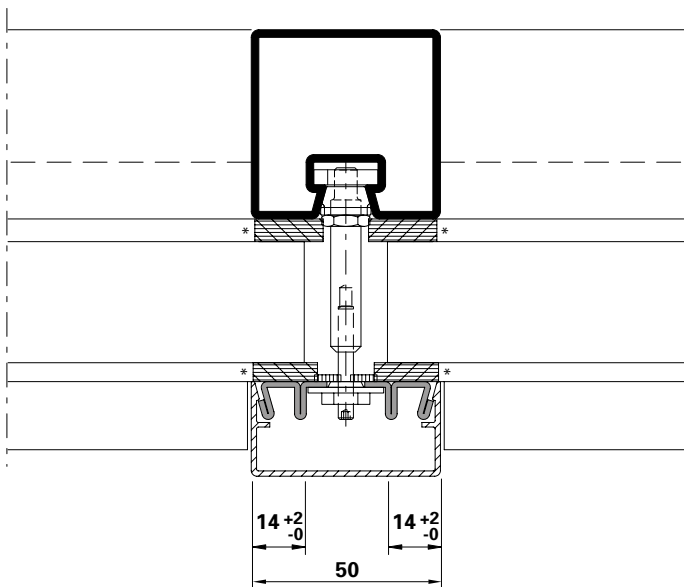
\* Optional silicone seal (DIN 4102-B1)



Glaseinstand

Prise en feuillure

Glass edge cover



Die landesspezifischen  
Brandschutz-Zulassungen bzw.  
deren Bestimmungen und  
Vorschriften sind zu beachten.

Les certificats de protection  
incendie spécifiques au pays,  
leurs dispositions et leurs  
prescriptions doivent être respectés.

Fire-protection approvals or  
applicable national regulations  
and determinations must be  
observed.

\* wahlweise Silikon-Abdichtung  
(DIN 4102-B1)

\* Au choix étanchéité silicone  
(DIN 4102-B1)

\* Optional silicone seal (DIN 4102-B1)



Grafische Planungsdaten wie z.B. Anwendungsbeispiele, Konstruktionsdetails, Anschlüsse am Bau, die in unseren physischen oder elektronischen Dokumentationsunterlagen enthalten sind, sind schematische Darstellungen. Gleiches gilt für digitale Medien wie CAD Dateien oder BIM Modelle.

Sie sollen den ausführenden Metallbauer und/oder Fachplaner bei der Planung und Ausführung eines Projektes unterstützen. Sie sind im konkreten Anwendungsfall durch den ausführenden Metallbauer und/oder Fachplaner auf die Verwendbarkeit im konkreten betroffenen Projekt hinsichtlich rechtlichen/regulatorischen aber auch technischen objektspezifischen Anforderungen zu überprüfen und ggfs. eigenverantwortlich anzupassen.

Bei der Überprüfung, der spezifischen Planung und der Umsetzung sind die objektspezifischen Rahmenbedingungen (Material der Bausubstanz, Dimension des Einbauelements, Farbe, Exposition, Lasteinwirkung, etc.) sowie der geltende Stand der Technik einschliesslich aller anwendbaren Normen und technischen Richtlinien eigenverantwortlich zu beachten.

Falls das vorliegende Dokument Differenzen zur aktuellen deutschen Version (Artikel Nr. K1214212) aufweist, gilt in jedem Fall der deutsche Originaltext in der jeweils geltenden Fassung im Jansen Docu Center.

Alle Ausführungen dieser Dokumentation haben wir sorgfältig und nach bestem Wissen zusammengestellt. Wir können aber keine Verantwortung für die Benutzung der vermittelten Vorschläge und Daten übernehmen. Wir behalten uns technische Änderungen ohne Vorankündigung vor.

Les données de planification graphiques, comme les exemples d'application, détails de construction et raccordements au bâtiment, fournies dans notre documentation physique et numérique sont des représentations schématiques. Il en va de même pour les médias numériques comme les fichiers CAD ou modèles BIM.

Leur but est de faciliter la planification et réalisation d'un projet par les constructeurs métalliques et/ou concepteurs. Concrètement, elles doivent être vérifiées par le constructeur métallique et/ou le concepteur et, le cas échéant, modifiées de son propre chef pour s'assurer qu'elles concordent avec le projet concerné et qu'elles répondent aux exigences techniques spécifiques ainsi qu'aux dispositions légales et réglementaires.

Lors de la vérification, de la planification spécifique et de la mise en œuvre, il y a lieu de tenir compte des conditions spécifiques à l'objet (matériaux du bâtiment, dimension de l'élément d'insert, couleur, exposition, effet de charge, etc.) ainsi que de l'état actuel de la technique, y compris toutes les normes et directives techniques applicables.

En cas de divergence entre le présent document et la version allemande (no d'article K1214212), c'est dans tous les cas le texte original allemand qui prévaut dans sa version actuelle disponible dans le Jansen Docu Center.

Nous avons apporté le plus grand soin à l'élaboration de cette documentation. Cependant, nous déclinons toute responsabilité pour l'utilisation faite de nos propositions et de nos données.

Nous nous réservons le droit de procéder à des modifications techniques sans préavis.

Graphical planning data such as application examples, construction details, connections on site that are contained in our physical or electronic documentation components are schematic representations. The same applies to digital media such as CAD files or BIM models.

They are intended to support the metal worker and/or design engineer in planning and executing projects. In the specific case of application they are to be checked by the metal worker and/or design engineer in terms of their usability in the specific project concerned with regard to legal/regulatory and technical property-specific requirements and adjusted if necessary at the latter's own responsibility.

The property-specific underlying conditions (construction material, dimensions of installation element, colour, exposure, load effect etc.) and current state of the art including all applicable norms and technical guidelines are to be taken into consideration at the metal worker and/or design engineer's own responsibility during the review, specific planning and implementation.

If there are any differences between this document and the current German version (item number K1214212), the latest version of the original German text in the Jansen Docu Center shall prevail.

All the information contained in this documentation is given to the best of our knowledge and ability. However, we decline all responsibility for the use made of these suggestions and data.

We reserve the right to effect technical modifications without prior warning.

---

<b>VISS Fire EI30 Fassade</b>	<b>VISS Fire EI30 façade</b>	<b>VISS Fire EI30 façade</b>	<b>2</b>
-------------------------------	------------------------------	------------------------------	----------

---

<b>VISS Fire</b>	<b>VISS Fire</b>	<b>VISS Fire</b>	<b>77</b>
------------------	------------------	------------------	-----------

---

<b>VISS Fire DV</b>	<b>VISS Fire DV</b>	<b>VISS Fire DV</b>	<b>119</b>
---------------------	---------------------	---------------------	------------

---

VISS Fire EI30 Fassade/Trennwand  
VISS Fire EI30 façade/cloison  
VISS Fire EI30 façade/partition wall

---

---

**Systemübersicht**

Merkmale  
Zulassungen  
Typenübersicht

**Sommaire du système**

Caractéristiques  
Homologations  
Sommaire des types

**Summary of system**

Characteristics  
Authorisations  
Summary of types

**4**

---

**Profilsortiment**

Profile 50 und 60 mm  
Deckprofile 50 und 60 mm

**Assortiment de profilé**

Profilés 50 et 60 mm  
Profilés de recouvrement 50 et 60 mm

**Range of profiles**

Profiles 50 and 60 mm  
Cover sections 50 and 60 mm

**14**

---

**Konstruktions-Hinweise**

Konstruktionsdetails  
Schnittpunkte  
Konstruktionsdetails  
Anschlüsse am Bau

**Consignes de construction**

Détails de construction  
Coupes de détails  
Détails de construction  
Raccordement au mur

**Construction instructions**

Construction details  
Section details  
Construction details  
Attachment to structure

**21**

---

**Systemhinweise****Remarque concernant les systèmes****System instructions****67**

Alle Ausführungen dieser Dokumentation haben wir sorgfältig und nach bestem Wissen zusammengestellt. Wir können aber keine Verantwortung für die Benützung der vermittelten Vorschläge und Daten übernehmen. Wir behalten uns technische Änderungen ohne Vorankündigung vor.

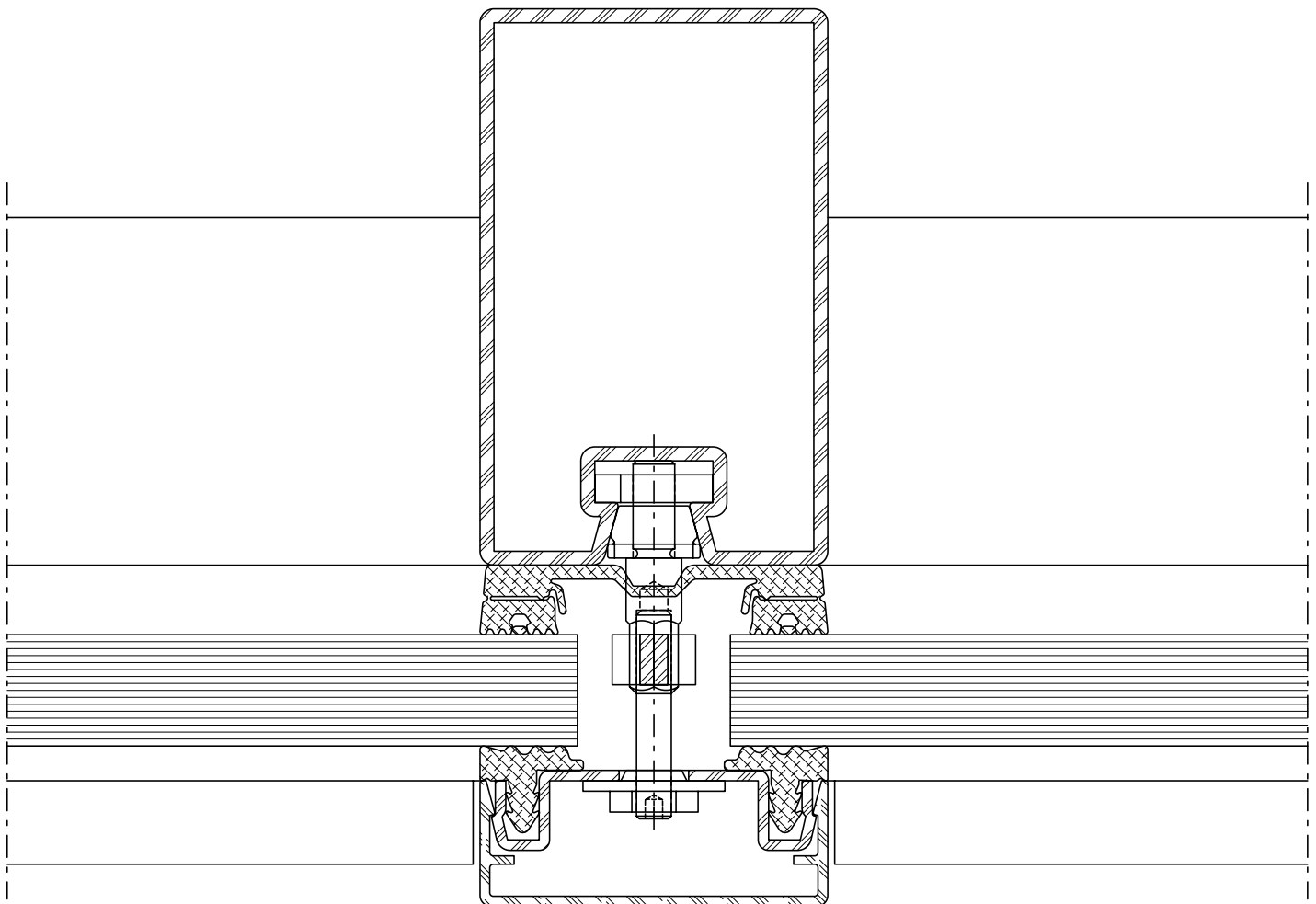
Nous avons apporté le plus grand soin à l'élaboration de cette documentation. Cependant, nous déclinons toute responsabilité pour l'utilisation faite de nos propositions et de nos données. Nous nous réservons le droit de procéder à des modifications techniques sans préavis.

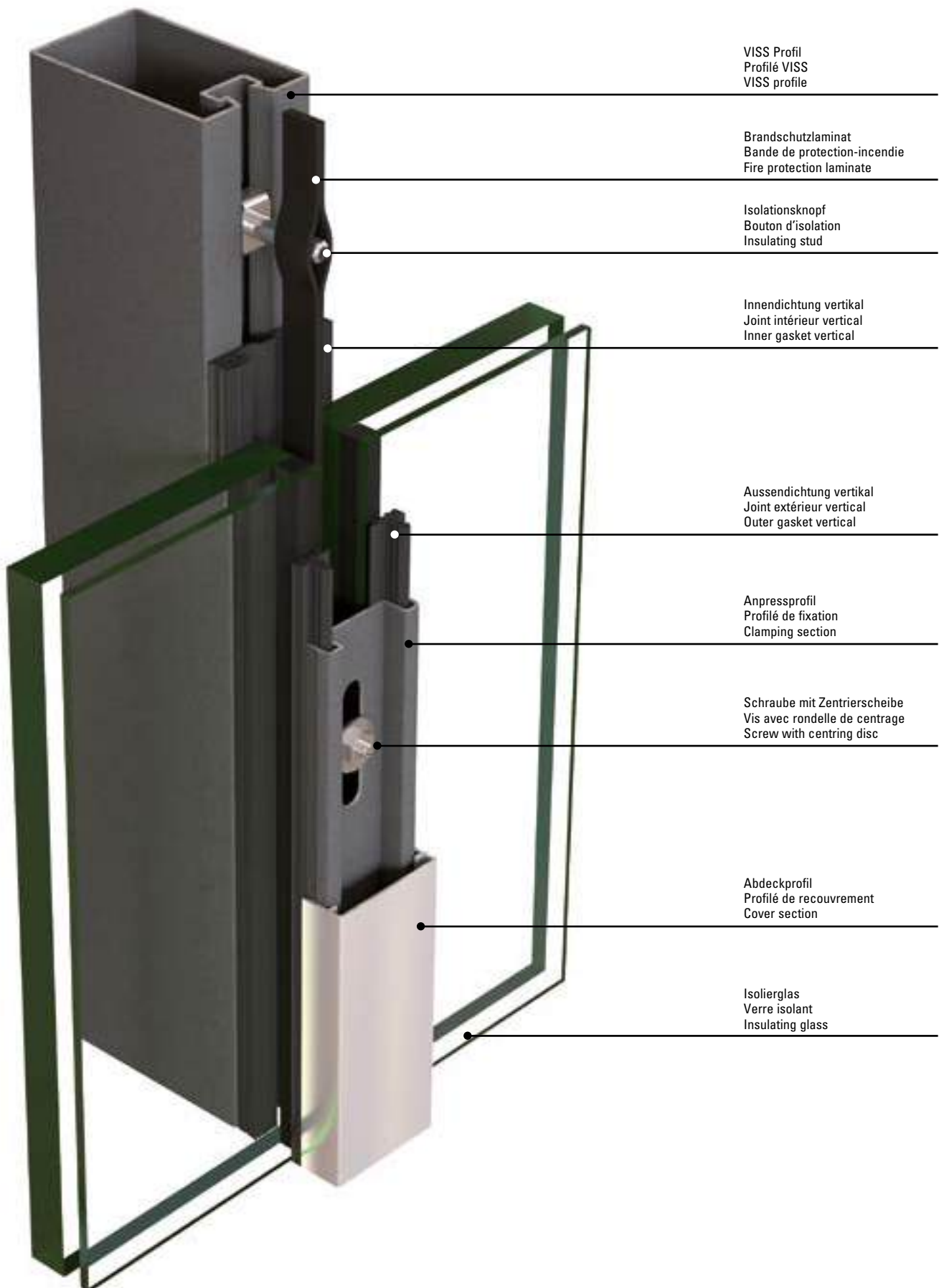
All the information contained in this documentation is given to the best of our knowledge and ability. However, we decline all responsibility for the use made of these suggestions and data. We reserve the right to effect technical modifications without prior warning.

**Merkmale**  
**Caractéristiques**  
**Characteristics**

VISS Fire EI30 Fassade/Trennwand  
VISS Fire EI30 façade/cloison  
VISS Fire EI30 façade/partition wall

- CE-Kennzeichnung nach EN 13830
  - $U_{CW}$  eingebaut, Werte bis  $0.96 \text{ W/m}^2\text{K}$
  - Ansichtsbreiten 50 und 60 mm
  - Füllelementstärken 15 bis 70 mm
  - Standardprofile ab Lager mit  $I_x$  Werten bis  $2041 \text{ cm}^4$
  - Füllelementgewichte bis 1800 kg
  - Zulassungen/Prüfungen EI30
- Marquage CE selon EN 13830
  - Valeurs  $U_{CW}$  (monté) jusqu'à  $0.96 \text{ W/m}^2\text{K}$
  - LMasse vue 50 et 60 mm
  - Éléments de remplissage de 15 à 70 mm d'épaisseur
  - Profilés standard disponibles sur stock avec valeurs  $I_x$  jusqu'à  $2041 \text{ cm}^4$
  - Poids de remplissage jusqu'à 1800 kg
  - Homologations/Essais EI30
- CE marking in accordance with EN 13830
  - $U_{CW}$  installed, values to  $0.96 \text{ W/m}^2\text{K}$
  - 50 and 60 mm face widths
  - Infill panel thicknesses of 15 to 70 mm
  - Standard profiles from stock with  $I_x$  values to  $2041 \text{ cm}^4$
  - Infill unit weights up to 1800 kg
  - Authorisations/Tests EI30







VISS Fire

**Produktnorm Vorhangfassade EN 13830**

Luftdurchlässigkeit (EN 12152)	AE
Schlagregendichtheit (EN 12154)	RE 1200
Widerstandsfähigkeit bei Windlast (EN 13116)	
zulässige Last	2000 Pa
erhöhte Last	3000 Pa
Stoßfestigkeit (EN 14019)	I5/E5

Prüfbericht 108 28793,  
Gutachten 155 28793 und  
Klassifizierungsbericht 100 28793,  
ift DE-Rosenheim

**Luftschalldämmung**  
nach EN ISO 140-3 (1993) und  
ISO/DIS 717-1 (1993), DIN 52210:

$R_w = 42$  dB (bei Füllelementwert  
mind.  $R_w = 42$  dB)

Gutachtliche Stellungnahme vom  
13.9.1996 der EMPA, Dübendorf/CH

**Luftschalldämmung F90**  
nach EN ISO 140-3 (1993) und  
ISO/DIS 717-1 (1993), DIN 52210:

$R_w (C;C_{tr}) = 44 (-1;-4)$  dB  
 $R_w (C;C_{tr}) = 46 (-2;-5)$  dB  
 $R_w (C;C_{tr}) = 47 (-1;-5)$  dB

Prüfbericht 161 28310/1.0.0  
vom 30. 6. 2004

**CWCT-Test**

Luftdurchlässigkeit: Druck 600 Pa	PASS
Wasserdichtheit statisch:	
Druck 600 Pa	PASS
Wasserdichtheit dynamisch	
Windlast:	PASS
Sicherheit 3600 Pa	PASS
Gebrauchstauglichkeit 2400 Pa	PASS
Schlauchtest	PASS

Certificate Number 04/32, January 2004  
Centre for Window and Cladding  
Technology, Wintech Engineering Ltd.,  
GB-Telford

VISS Fire

**Norme de produit façade rideau EN 13830**

Perméabilité à l'air (EN 12152)	AE
Etanchéité à la pluie battante (EN 12154)	RE 1200
Résistance à la charge du vent (EN 13116)	
Charge admissible	2000 pa
Charge élevée	3000 Pa
Résistance aux chocs (EN 14019)	I5/E5

Rapport d'essai 108 28793,  
expertise 155 28793 et rapport de  
classification 100 28793,  
ift DE-Rosenheim

**Isolement contre les sons aériens**  
selon EN ISO 140-3 (1993) et  
ISO/DIS 717-1 (1993), DIN 52210:

$R_w = 42$  dB (avec valeur du  
remplissage min.  $R_w = 42$  dB)

Expertise de l'EMPA Dübendorf/CH  
du 13.9.1996

**Isolement contre les sons aériens F90**  
selon EN ISO 140-3 (1993) et  
ISO/DIS 717-1 (1993), DIN 52210:

$R_w (C;C_{tr}) = 44 (-1;-4)$  dB  
 $R_w (C;C_{tr}) = 46 (-2;-5)$  dB  
 $R_w (C;C_{tr}) = 47 (-1;-5)$  dB

Rapport d'essai 161 28310/1.0.0  
du 30. 6. 2004

**CWCT-Test**

Perméabilité à l'air: Pression 600 Pa	PASS
Etanchéité à l'eau statique:	
Pression 600 Pa	PASS
Etanchéité à l'eau dynamique:	
Résistance au vent:	PASS
Sécurité 3600 Pa	PASS
Aptitude à l'usage 2400 Pa	PASS
Essai au tuyau	PASS

Certificate Number 04/32, January 2004  
Centre for Window and Cladding  
Technology, Wintech Engineering Ltd.,  
GB-Telford

VISS Fire

**Product approval curtain walls EN 13830**

Air permeability (EN 12152)	AE
Resistance to driving rain (EN 12154)	RE 1200
Resistance to wind loads (EN 13116)	
Permissible load	2000 Pa
Increased load	3000 Pa
Impact streng (EN 14019)	I5/E5

Test report 108 28793,  
appraisal report 155 28793 and  
classification report 100 28793  
ift DE-Rosenheim

**Insulation against airborne noise**  
according to EN ISO 140-3 (1993)  
and ISO/DIS 717-1 (1993), DIN 52210:

$R_w = 42$  dB (with glass/infill panel min.  
 $R_w = 42$  dB)

Expertise dated 13.9.1996 by  
EMPA Dübendorf/CH

**Insulation against airborne noise F90**  
according to EN ISO 140-3 (1993)  
and ISO/DIS 717-1 (1993), DIN 52210:

$R_w (C;C_{tr}) = 44 (-1;-4)$  dB  
 $R_w (C;C_{tr}) = 46 (-2;-5)$  dB  
 $R_w (C;C_{tr}) = 47 (-1;-5)$  dB

Test report 161 28310/1.0.0  
dated 30. 6. 2004

**CWCT-Test**

Air permeability: Pressure 600 Pa	PASS
Watertightness static:	
Pressure 600 Pa	PASS
Watertightness dynamic:	
Wind resistance:	PASS
Safety 3600 Pa	PASS
Serviceability 2400 Pa	PASS
Hose test	PASS

Certificate Number 04/32, January 2004  
Centre for Window and Cladding  
Technology, Wintech Engineering Ltd.,  
GB-Telford

**VISS Fire**  
**Brandschutzverglasung Klasse EI30**

**VISS Fire**  
**Vitrage coupe feu Classe EI30**

**VISS Fire**  
**Fire protection glazing Class EI30**

**EU:** Klassifizierungsbericht  
Nr.: 19-002117-PR02, ift  
DE-Rosenheim)

**EU:** Rapport de classification  
No.: 19-002117-PR02, ift  
DE-Rosenheim)

**EU:** Classification report  
Nr.: 19-002117-PR02, ift  
DE-Rosenheim)

**CH:** Aussenwände, nicht tragend  
VKF Anerkennung Nr. 30997  
Verglasung vertikal  
VKF Anerkennung Nr. 31000

**CH:** Aussenwände, nicht tragend  
VKF Anerkennung Nr. 30997  
Verglasung vertikal  
VKF Anerkennung Nr. 31000

**CH:** Aussenwände, nicht tragend  
VKF Anerkennung Nr. 30997  
Verglasung vertikal  
VKF Anerkennung Nr. 31000

**AT:** Klassifizierungsbericht  
Nr. 10030827, Rev. 1

**AT:** Rapport de classification  
Nr. 10030827, Rev. 1

**AT:** Classification report  
Nr. 10030827, Rev. 1

**FR:** Procès Verbal de Classement  
no EFR-19-002265

**FR:** Procès Verbal de Classement  
no EFR-19-002265

**FR:** Procès Verbal de Classement  
no EFR-19-002265

Die landesspezifischen  
Brandschutz-Zulassungen bzw.  
deren Bestimmungen und  
Vorschriften sind zu beachten.  
(Trennwand)

Les certificats de protection  
incendie spécifiques au pays,  
leurs dispositions et leurs  
prescriptions doivent être respectés.  
(Cloison)

Fire-protection approvals or  
applicable national regulations  
and determinations must be  
observed.  
(Partition wall)

**Brandschutzglas**  
**AGC**

**Verre coupe-feu**  
**AGC**

**Fire resistant glass**  
**AGC**

Glastyp Type de verre Glass type	Stärke Épaisseur Thickness	Max. Glasabmessungen Hochformat Max. dimensions de verre Format Portrait Max. glass dimensions Portrait		Max. Glasabmessungen Querformat Max. dimensions de verre Format Paysage Max. glass dimensions Landscape		Max. Zwischenabmessungen Dimensions intermédiaires max. Max. intermediate dimensions	
		Kantenlänge Longueur d'arête Edge length (BxH)	Fläche Surface Area	Kantenlänge Longueur d'arête Edge length (BxH)	Fläche Surface Area	Kantenlänge Longueur d'arête Edge length (BxH)	Fläche Surface Area
Pyrobel 16*	≤ 70 mm	1650 x 3146 mm	4.72 m <sup>2</sup>	2860 x 1375 mm	3.58 m <sup>2</sup>	2860 x 3146 mm	4.15 m <sup>2</sup>
Pyrobel 16EG*							
Pyrobel 16EG2*							
Pyrobel 16 IGU*							
Pyrobel 16 EG IGU*							
Pyrobel 16EG2 IGU*							

max. Anzahl der VSG-Folien\*: 4x0.38 mm

max. Dichte Polycarbonat\*: 1.52 mm

\* Die Schichten können an jeder Position in der Gegenscheibe sein.

Alternative Formen:

Von den rechteckigen Glasabmessungen abweichende Formen sind zulässig, sofern die Form innerhalb der max. Fläche der oben erwähnten Abmessungen liegt und die weiteren Bedingungen gemäss Klassifizierungsbericht eingehalten werden.

Nombre max. de feuilles VSG\*: 4x0.38 mm

Densité max. polycarbonate\*: 1.52 mm

\* Les couches peuvent se trouver à toutes les positions dans le verre.

Formes alternatives:

les formes différentes des dimensions rectangulaires sont admissibles si elles se trouvent dans la plage maximale des dimensions indiquées plus haut et si les autres conditions définies par le rapport de classement sont remplies.

Max. number of LSG foils\*: 4x0.38 mm

Max. thickness of polycarbonate\*: 1.52 mm

\* The layers can be at any position in the glass.

Alternative shapes:

Shapes which deviate from the rectangular glass dimensions are permissible provided that the shape is within the maximum area of the abovementioned dimensions and the other conditions of the classification report are met.

Brandschutzglas  
Pilkington

Verre coupe-feu  
Pilkington

Fire resistant glass  
Pilkington

Glastyp Type de verre Glass type	Stärke Épaisseur Thickness	Max. Glasabmessungen Hochformat Max. dimensions de verre Format Portrait Max. glass dimensions Portrait		Max. Glasabmessungen Querformat Max. dimensions de verre Format Paysage Max. glass dimensions Landscape		Max. Zwischenabmessungen Dimensions intermédiaires max. Max. intermediate dimensions	
		Kantenlänge Longueur d'arête Edge length (BxH)	Fläche Surface Area	Kantenlänge Longueur d'arête Edge length (BxH)	Fläche Surface Area	Kantenlänge Longueur d'arête Edge length (BxH)	Fläche Surface Area
Pyrostop 30-10, Pyrostop 30-12	≥ 15 mm	1400 x 2500 mm	3.50 m <sup>2</sup>	2500 x 1400 mm	3.50 m <sup>2</sup>	-	-
Pyrostop 30-22*	≥ 20 mm	1540 x 3000 mm	4.62 m <sup>2</sup>	3000 x 1540 mm	4.62 m <sup>2</sup>	1600 x 3000 mm 3000 x 1600 mm	4.62 m <sup>2</sup>
Pyrostop 30-17*, Pyrostop 30-18*	≤ 70 mm	1540 x 3000 mm	4.62 m <sup>2</sup>	3000 x 1540 mm	4.62 m <sup>2</sup>	3000 x 3000 mm**	4.62 m <sup>2</sup>
Pyrostop 30-20*							
Pyrostop 30-25*, Pyrostop 30-26*							
Pyrostop 30-27*, Pyrostop 30-28*							
Pyrostop 30-35*, Pyrostop 30-36*							
Pyrostop 30-37*, Pyrostop 30-38*							
Pyrostop 30-17 Triple*							
Pyrostop 30-18 Triple*							
Pyrostop 30-25 Triple* Pyrostop 30-26 Triple*							
Pyrostop 30-27 Triple* Pyrostop 30-28 Triple*							
Pyrostop 30-35 Triple* Pyrostop 30-36 Triple*							
Pyrostop 30-37 Triple* Pyrostop 30-38 Triple*							

max. Anzahl der VSG-Folien\*: 4x0.38 mm

\* Die Schichten können an jeder Position in der Gegenscheibe sein.

Alternative Formen: Von den rechtwinkligen Glasabmessungen abweichende Formen sind zulässig, sofern die Form innerhalb der max. Fläche der oben erwähnten Abmessungen liegt und die weiteren Bedingungen gemäss Klassifizierungsbericht eingehalten werden.

Nombre max. de feuilles VSG\*: 4x0.38 mm

\* Les couches peuvent se trouver à toutes les positions dans le verre.

Formes alternatives: les formes différentes des dimensions rectangulaires sont admissibles si elles se trouvent dans la plage maximale des dimensions indiquées plus haut et si les autres conditions définies par le rapport de classement sont remplies.

Max. number of LSG foils\*: 4x0.38 mm

\* The layers can be at any position in the glass.

Alternative shapes:

Shapes which deviate from the rectangular glass dimensions are permissible provided that the shape is within the maximum area of the abovementioned dimensions and the other conditions of the classification report are met.

\*\* auf Anfrage / sur demande / on request

**Zulassungen/Prüfungen**  
**Homologations/Essais**  
**Authorisations/Tests**

VISS Fire EI30 Fassade/Trennwand  
 VISS Fire EI30 façade/cloison  
 VISS Fire EI30 façade/partition wall

**Brandschutzglas**  
**Vetrotech Saint-Gobain**

**Verre coupe-feu**  
**Vetrotech Saint-Gobain**

**Fire resistant glass**  
**Vetrotech Saint-Gobain**

Glastyp Type de verre Glass type	Stärke Épaisseur Thickness	Max. Glasabmessungen Hochformat Max. dimensions de verre Format Portrait Max. glass dimensions Portrait		Max. Glasabmessungen Querformat Max. dimensions de verre Format Paysage Max. glass dimensions Landscape		Max. Zwischenabmessungen Dimensions intermédiaires max. Max. intermediate dimensions	
		Kantenlänge Longueur d'arête Edge length (BxH)	Fläche Surface Area	Kantenlänge Longueur d'arête Edge length (BxH)	Fläche Surface Area	Kantenlänge Longueur d'arête Edge length (BxH)	Fläche Surface Area
EN 14449 Brandschutz-Sicherheitsglas Verre de sécurité résistant au feu Fire resistant safety glass CONTRAFLAM 30 CONTRAFLAM 30-2	≥ 16 mm ≥ 30 mm	1500 x 3356 mm 2700 x 4600 mm	5.03 m <sup>2</sup> 12.42 m <sup>2</sup>	3270 x 1500 mm -	4.91 m <sup>2</sup> -	3270 x 3356 mm -	4.97 m <sup>2</sup> -
EN 1279 2-fach/3-fach Brandschutz-Isolierglas Double/triple vitrage isolant résistant au feu Double/triple insulating glass unit CONTRAFLAM 30 IGU*: CONTRAFLAM 30 CLIMALIT (2-fach / double / double) CONTRAFLAM 30 CLIMAPLUS (2-fach / double / double) CONTRAFLAM 30 CLIMATOP (3-fach / triple / triple)	≤ 70 mm	1500 x 3356 mm	5.03 m <sup>2</sup>	3270 x 1500 mm	4.91 m <sup>2</sup>	3270 x 3356 mm	4.97 m <sup>2</sup>
<p>max. Anzahl der VSG-Folien*: 8x0.38 mm            Alternative Formen:            Von den rechteckigen Glasabmessungen abweichende Formen sind zulässig, sofern die Form innerhalb der max. Fläche der oben erwähnten Abmessungen liegt und die weiteren Bedingungen gemäss Klassifizierungsbericht eingehalten werden.</p> <p>Nombre max. de feuilles VSG*: 8x0.38 mm            Formes alternatives:            les formes différentes des dimensions rectangulaires sont admissibles si elles se trouvent dans la plage maximale des dimensions indiquées plus haut et si les autres conditions définies par le rapport de classement sont remplies.</p> <p>Max. number of LSG foils*: 8x0.38 mm            Alternative shapes:            Shapes which deviate from the rectangular glass dimensions are permissible provided that the shape is within the maximum area of the abovementioned dimensions and the other conditions of the classification report are met.</p>							

**\* Multifunktionen/multifonctions/multifunctions**

PLANITHERM Wärmeschutz / isolation thermique / thermal insulation  
 COOL-LITE Sonnenschutz / contrôle solaire / solar control  
 STADIP SILENCE Schallschutz / affaiblissement acoustique / sound reduction  
 SECURIT ALARM Alarm Glas / verre connecté à l'alarme / alarm glass  
 EMS STADIP reduziert elektromagnetische Strahlung / réduire le rayonnement électromagnétique / reduce of electromagnetic radiation

SUPERCONTRYX	Röntgenschutz / protection contre les rayons X / X-ray protection
THERMOVIT	Heizglas / verre chauffant / heated glass
STADIP COLOR	farbige Folien / films de couleur / colored foils
BIOCLEAN	selbstreinigend / autonettoyant / self-cleaning
PRIVA-LITE	schaltbar transparent-opak / occultation commandée / switchable transparent-opaque
SCREEN	integrierte Jalousien / stores intégrés / integrated blinds
DIAMANT	extra weißes Glas / verre extra-clair / extra clear glass
MIRASTAR	Spionspiegel / verre chromé / spy glass
EMALIT	emalliertes Glas / verre émaillé / enameled glass
SERALIT	siebbedrucktes Glas / verre sérigraphié / screen printed glass
PICTUREIT	Digitaldruck / impression digitale / digital printing
PARSOL	eingefärbtes Glas / verre teinté dans la masse / body tinted glass
SATINOVO	mattiertes Glas / verre maté / matt glass
DECOR	Ornamentglas / verre imprimé / patterned glass
PROTECT	Sicherheitsglas / verre de sécurité résistant l'attaque manuelle / safety glass (EN 356 P1A-P5A)
VETROGARD	Sicherheitsglas / verre de sécurité résistant l'attaque manuelle / safety glass (EN 356 P6B)

**Brandschutzglas**  
**Schüco**

**Verre coupe-feu**  
**Schüco**

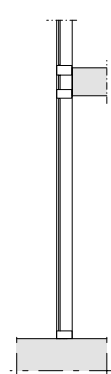
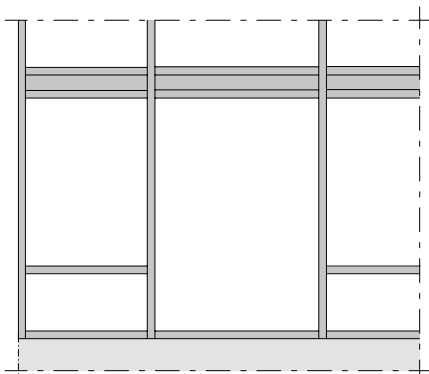

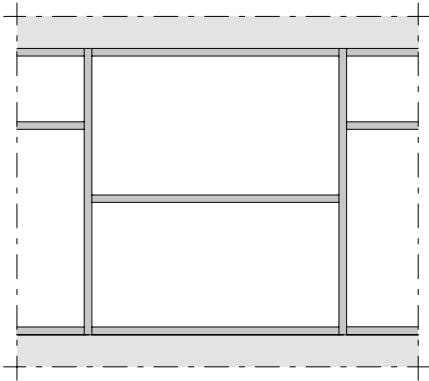

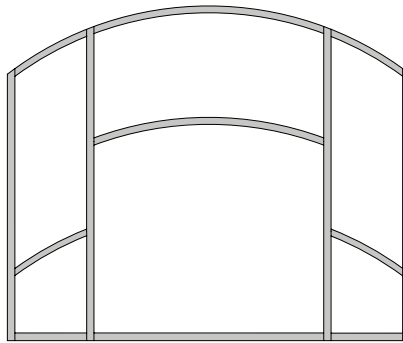
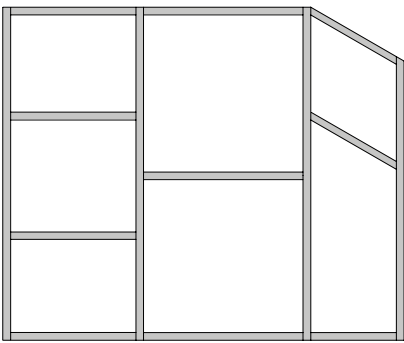
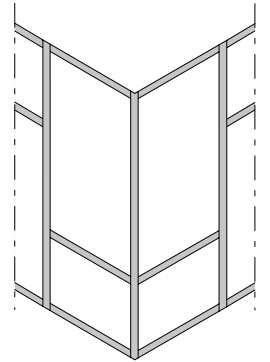
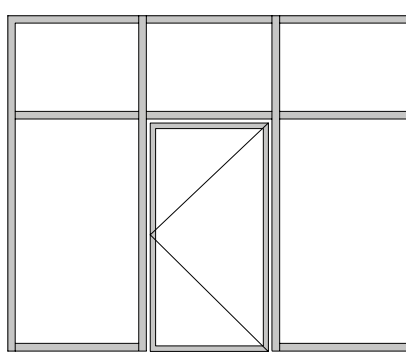

**Fire resistant glass**  
**Schüco**

Glastyp Type de verre Glass type	Stärke Épaisseur Thickness	Max. Glasabmessungen Hochformat Max. dimensions de verre Format Portrait Max. glass dimensions Portrait		Max. Glasabmessungen Querformat Max. dimensions de verre Format Paysage Max. glass dimensions Landscape		Max. Zwischenabmessungen Dimensions intermédiaires max. Max. intermediate dimensions	
		Kantenlänge Longueur d'arête Edge length (BxH)	Fläche Surface Area	Kantenlänge Longueur d'arête Edge length (BxH)	Fläche Surface Area	Kantenlänge Longueur d'arête Edge length (BxH)	Fläche Surface Area
SchücoFlam 30 C*	≤ 70 mm	1500 x 3356 mm	5.03 m <sup>2</sup>	3270 x 1500 mm	4.91 m <sup>2</sup>	3270 x 3356 mm	4.97 m <sup>2</sup>
SchücoFlam 30 ISO-C*							
SchücoFlam 30 ISO-3 C*							

max. Anzahl der VSG-Folien\*: 8x0.38 mm  
 \* Die Schichten können an jeder Position in der Gegenscheibe sein.  
 Alternative Formen: Von den rechtwinkligen Glasabmessungen abweichende Formen sind zulässig, sofern die Form innerhalb der max. Fläche der oben erwähnten Abmessungen liegt und die weiteren Bedingungen gemäss Klassifizierungsbericht eingehalten werden.

Nombre max. de feuilles VSG\*: 8x0.38 mm  
 \* Les couches peuvent se trouver à toutes les positions dans le verre.  
 Formes alternatives:  
 les formes différentes des dimensions rectangulaires sont admissibles si elles se trouvent dans la plage maximale des dimensions indiquées plus haut et si les autres conditions définies par le rapport de classement sont remplies.

Max. number of LSG foils\*: 8x0.38 mm  
 \* The layers can be at any position in the glass.  
 Alternative shapes:  
 Shapes which deviate from the rectangular glass dimensions are permissible provided that the shape is within the maximum area of the abovementioned dimensions and the other conditions of the classification report are met.



## Jansen Docu Center

Die Plattform zum effizienten Arbeiten mit Jansen Dokumentationen. Im Jansen Docu Center stehen alle Produktinformationen jederzeit digital in der aktuellsten Version zur Verfügung: von Architekten-Informationen über Bestell- und Fertigungskatalogen bis hin zu Anleitungen und Prospekten sowie Videos.

Die Inhalte können einfach und schnell aufgerufen werden. Ein für den Anwender komfortables papierloses Arbeiten, das zahlreiche Vorteile bietet.

## Jansen Docu Center

La plate-forme pour travailler efficacement avec les documentations Jansen. Le Jansen Docu Center met à votre disposition les informations sur les produits, en format numérique et dans une version actualisée: des catalogues de commande et de fabrication aux instructions et prospectus, en passant par les informations destinées aux architectes et vidéos.

Les contenus sont facilement et rapidement accessibles. Une manière de travailler confortable et offrant de nombreux avantages.

## Jansen Docu Center

The platform for working efficiently with Jansen documentation. The latest version of all the product information is available digitally at any time in the Jansen Docu Center – from order and fabrication manuals to architect information, instructions and brochures and videos.

The content can be retrieved quickly and easily. The user can work conveniently without paper, which has numerous benefits.

## Download CAD Daten

**DXF**

**DWG**

Sie können die Zeichnungen in den Formaten DXF und/oder DWG herunterladen. Klicken Sie auf das entsprechende Icon und der Download erfolgt.

Die Hinweise «Artikelbibliothek/Türbeschläge/Fensterbeschläge» bedeuten, dass Sie mit einem Klick die gesamte Artikelbibliothek des entsprechenden Systems herunterladen (Profile, Beschläge, Glasleisten, Zubehör etc.).

## Info und Beratung

Gerne beraten wir Sie persönlich und stehen Ihnen bei Fragen zur Verfügung. Bitte schreiben Sie uns Ihre Anliegen an: [info@jansen.com](mailto:info@jansen.com)

## Télécharger fichiers DAO

**DXF**

**DWG**

Vous pouvez télécharger les dessins aux formats DXF et/ou DWG. Cliquez sur l'icône correspondante et le téléchargement s'effectuera.

Les indications «Bibliothèque des articles/Ferures de porte/Ferrures de fenêtres» signifie que vous téléchargez la totalité de la bibliothèque des articles du système donné (profilés, ferrures, parcloles, accessoires etc.).

## Info et conseils

Nous vous conseillerons volontiers individuellement et sommes à votre disposition si vous avez des questions à poser. Veuillez nous envoyer votre requête à: [info@jansen.com](mailto:info@jansen.com)

## Download CAD files

**DXF**

**DWG**

You can download the drawings in DXF and/or DWG format. Click on the relevant icon to begin the download.

The items «Article library/Door fittings/Window fittings» means that you download the entire article library for the corresponding system with one click (profiles, fittings, glazing beads, accessories etc.).

## Information and advice

We would be delighted to provide you with advice in person and are available to answer any questions you may have. Please write to us with your queries at: [info@jansen.com](mailto:info@jansen.com)



Profile 50 mm (Masstab 1:3)

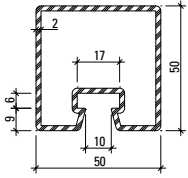
Profils 50 mm (échelle 1:3)

Profiles 50 mm (scale 1:3)

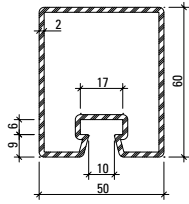
VISS Fire EI30 Fassade/Trennwand

VISS Fire EI30 façade/cloison

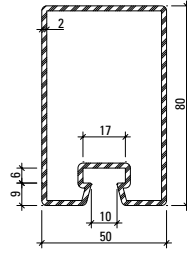
VISS Fire EI30 façade/partition wall



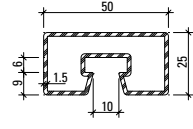
**76.694**  
**76.694 Z**



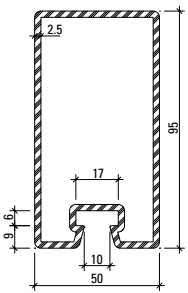
**76.671**  
**76.671 Z**



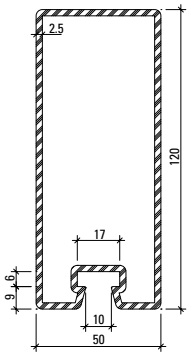
**76.696**  
**76.696 Z**



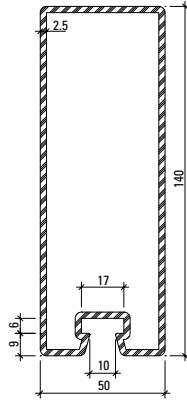
**76.682** 1,2



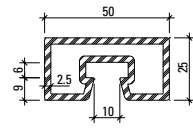
**76.697**  
**76.697 Z**



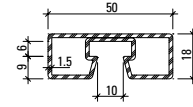
**76.679**  
**76.679 Z**



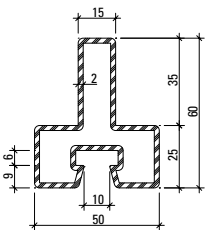
**76.666**  
**76.666 Z**



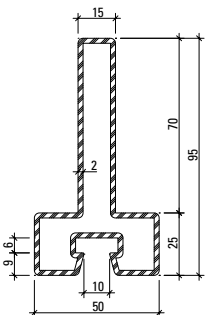
**76.680** 1,2



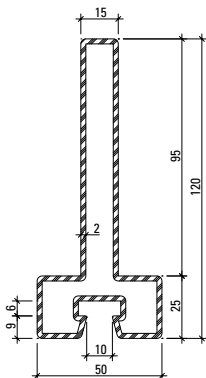
**76.692** 1,2



**76.114**



**76.115**



**76.116**

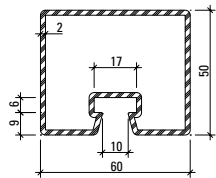
1 Nur zusammengesetzte Profile  
Uniquement profilés assemblés  
Only assembled profiles

2 Nur für Anschlüsse an Janisol  
Uniquement pour raccordements à Janisol  
Only for attachments to Janisol

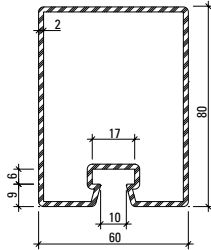
Profil-Nr.	G kg/m	F cm <sup>2</sup>	I <sub>x</sub> cm <sup>4</sup>	W <sub>x</sub> cm <sup>3</sup>	I <sub>y</sub> cm <sup>4</sup>	W <sub>y</sub> cm <sup>3</sup>	U m <sup>2</sup> /m	L mm
<b>76.666</b>	7,910	10,1	241,3	32,3	43,7	17,5	0,412	6500
<b>76.671</b>	3,860	4,9	23,3	7,2	17,3	6,9	0,260	6500
<b>76.679</b>	7,120	9,1	162,2	25,2	37,9	15,2	0,373	6500
<b>76.680</b>	3,390	4,3	3,2	2,4	11,1	4,4	0,182	6100
<b>76.682</b>	2,120	2,7	2,2	1,7	7,2	2,9	0,190	6000
<b>76.692</b>	1,900	2,5	0,9	1,0	5,9	2,4	0,176	6000
<b>76.694</b>	3,500	4,5	14,7	5,6	15,0	6,0	0,240	6500
<b>76.696</b>	4,450	5,7	47,6	11,1	21,9	8,8	0,300	6500
<b>76.697</b>	6,100	7,9	90,2	17,6	31,0	12,4	0,330	6500
<b>76.114</b>	3,820	4,9	15,4	4,1	9,8	3,9	0,251	6000
<b>76.115</b>	4,920	6,3	54,8	9,3	10,4	4,2	0,321	6000
<b>76.116</b>	5,710	7,3	105,0	14,3	10,8	4,3	0,371	6000

**Profile 60 mm (Massstab 1:3)**  
**Profils 60 mm (échelle 1:3)**  
**Profiles 60 mm (scale 1:3)**

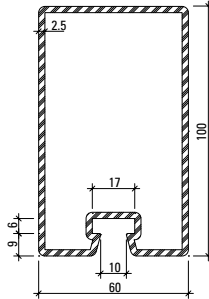
VISS Fire EI30 Fassade/Trennwand  
 VISS Fire EI30 façade/cloison  
 VISS Fire EI30 façade/partition wall



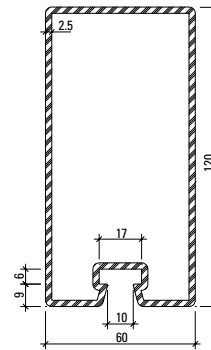
**76.695**  
**76.695 Z**



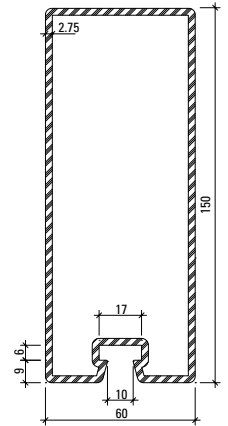
**76.678**  
**76.678 Z**



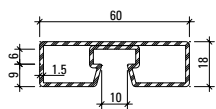
**76.684**  
**76.684 Z**



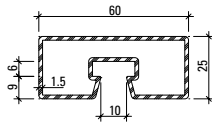
**76.698**  
**76.698 Z**



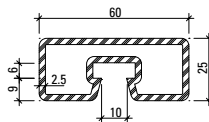
**76.667**  
**76.667 Z**



**76.693** <sup>1,2</sup>



**76.683** <sup>1,2</sup>



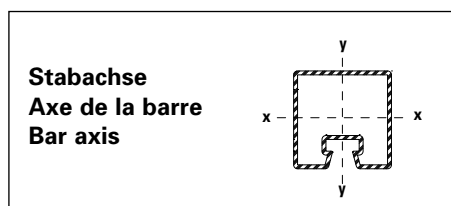
**76.681** <sup>1</sup>

1 Nur zusammengesetzte Profile  
 Uniquement profilés assemblés  
 Only assembled profiles

2 Nur für Anschlüsse an Janisol  
 Uniquement pour raccords à Janisol  
 Only for attachments to Janisol

Artikelbibliothek  
 Bibliothèque des articles  
 Article library

**DXF** **DWG**



Profil-Nr.	G kg/m	F cm <sup>2</sup>	I <sub>x</sub> cm <sup>4</sup>	W <sub>x</sub> cm <sup>3</sup>	I <sub>y</sub> cm <sup>4</sup>	W <sub>y</sub> cm <sup>3</sup>	U m <sup>2</sup> /m	L mm
<b>76.667</b>	9,530	12,1	342,8	43,0	75,1	25,0	0,452	6500
<b>76.678</b>	4,800	6,1	53,9	12,6	32,8	11,0	0,320	6500
<b>76.681</b>	3,790	4,8	3,8	2,9	17,3	5,8	0,202	6100
<b>76.683</b>	2,360	3,0	2,6	2,0	11,1	3,7	0,210	6000
<b>76.684</b>	6,730	8,6	114,1	21,3	48,3	16,1	0,352	6500
<b>76.693</b>	2,140	2,8	1,3	1,3	9,3	3,1	0,196	6000
<b>76.695</b>	3,800	4,9	17,2	6,5	22,9	7,6	0,260	6500
<b>76.698</b>	7,500	9,7	179,6	28,0	56,6	18,9	0,400	6500

Profile 60 mm (Massstab 1:3)

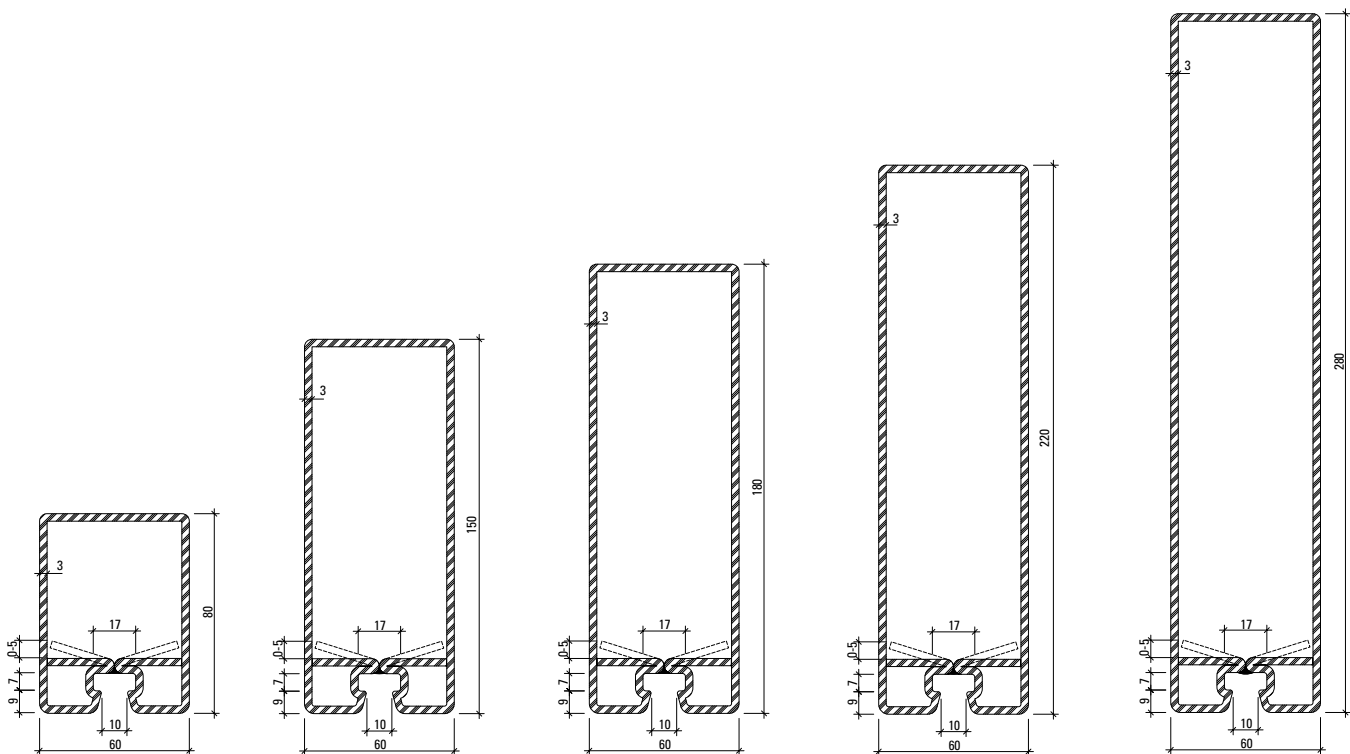
Profils 60 mm (échelle 1:3)

Profiles 60 mm (scale 1:3)

VISS Fire EI30 Fassade/Trennwand

VISS Fire EI30 façade/cloison

VISS Fire EI30 façade/partition wall



76.143 Z

76.144 Z

76.140 Z

76.141 Z

76.142 Z

Aufgrund von Fertigungstoleranzen kann die Lage des Rückbogens von 0 bis 5 mm variieren.

En raison des tolérances de fabrication, la position du segment coulé peut varier de 0 à 5 mm.

Due to fabrication tolerances, the position of the rear arch may vary between 0 and 5 mm.

#### Oberfläche/Werkstoff

Artikel-Nr.

**ohne Zusatz** = blank

**mit Z** = bandverzinkter Stahl

#### Surface/Matériau

No. d'article

**sans supplément** = brut

**avec Z** = bandes d'acier zinguées

#### Surface/Material

Part no.

**without addition** = bright

**with Z** = galvanised strip

Artikelbibliothek  
Bibliothèque des articles  
Article library

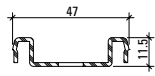
DXF

DWG

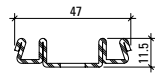
Profil-Nr.	G kg/m	F cm <sup>2</sup>	I <sub>x</sub> cm <sup>4</sup>	W <sub>x</sub> cm <sup>3</sup>	I <sub>y</sub> cm <sup>4</sup>	W <sub>y</sub> cm <sup>3</sup>	U m <sup>2</sup> /m	L mm
<b>76.140 Z</b>	12,946	16,47	649,2	64,3	100,0	33,2	0,516	8000
<b>76.141 Z</b>	14,833	18,87	1090,2	89,1	119,1	39,7	0,596	8000
<b>76.142 Z</b>	17,662	22,5	2041,7	132,7	148,4	49,5	0,716	10000
<b>76.143 Z</b>	8,340	10,62	80,4	17,9	50,8	16,9	0,316	6500
<b>76.144 Z</b>	11,630	14,82	406,0	47,9	85,0	28,3	0,456	6500

**Deckprofile 50 mm (Masstab 1:3)**  
**Profils de recouvrement 50 mm (échelle 1:3)**  
**Cover sections 50 mm (scale 1:3)**

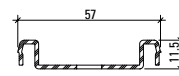
VISS Fire EI30 Fassade/Trennwand  
 VISS Fire EI30 façade/cloison  
 VISS Fire EI30 façade/partition wall



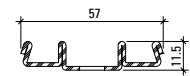
**400.800 Z**  
**400.800 (AISI 304)**



**400.801 Z**



**400.802 Z**  
**400.802 (AISI 304)**



**400.803 Z**

Profil-Nr.	G kg/m	L mm
<b>400.800</b>	0,940	6000
<b>400.800 Z</b>	0,935	6000
<b>400.801 Z</b>	1,210	6000

Profil-Nr.	G kg/m	L mm
<b>400.802</b>	1,065	6000
<b>400.802 Z</b>	1,060	6000
<b>400.803 Z</b>	1,319	6000

**Edelstahl Deckprofile**  
**Pfosten**

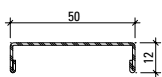
**Profils de recouvrement acier Inox**  
**Montant**

**Stainless steel cover sections**  
**Mullion**

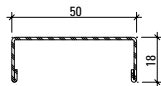
Werkstoff 1.4301 (AISI 304)  
 geschliffen, Korn 220/240,  
 mit Schutzfolie

Qualité 1.4301 (AISI 304)  
 brossé, grain 220/240,  
 avec feuille de protection

Material 1.4301 (AISI 304)  
 polished, grain 220/240,  
 with protective film



**400.860**



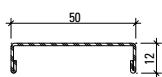
**400.861**



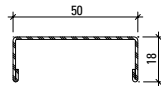
Werkstoff 1.4401 (AISI 316)  
 geschliffen, Korn 220/240,  
 mit Schutzfolie

Qualité 1.4401 (AISI 316)  
 brossé, grain 220/240,  
 avec feuille de protection

Material 1.4401 (AISI 316)  
 polished, grain 220/240,  
 with protective film



**400.862**



**400.863**



Profil-Nr.	G kg/m	L mm
<b>400.860</b>	0,644	6000
<b>400.861</b>	0,734	6000

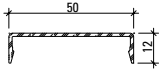
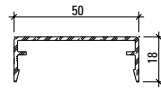
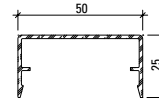
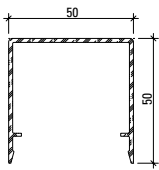
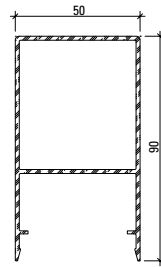
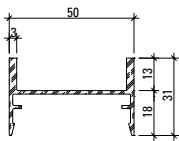
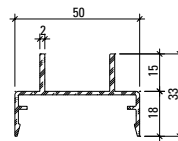
Profil-Nr.	G kg/m	L mm
<b>400.862</b>	0,652	6000
<b>400.863</b>	0,744	6000

**Deckprofile 50 mm (Massstab 1:3)****Profils de recouvrement 50 mm (échelle 1:3)****Cover sections 50 mm (scale 1:3)**

VISS Fire EI30 Fassade/Trennwand

VISS Fire EI30 façade/cloison

VISS Fire EI30 façade/partition wall

**407.860****407.861****407.862****407.863****407.864****407.900****407.911**

Profil-Nr.	G kg/m	U m <sup>2</sup> /m	P m <sup>2</sup> /m	L mm
<b>407.860</b>	0,266	0,147	0,072	6000
<b>407.861</b>	0,341	0,185	0,084	6000
<b>407.862</b>	0,394	0,213	0,098	6000

Profil-Nr.	G kg/m	U m <sup>2</sup> /m	P m <sup>2</sup> /m	L mm
<b>407.863</b>	0,660	0,313	0,148	6000
<b>407.864</b>	1,344	0,360	0,228	6000
<b>407.900</b>	0,556	0,240	0,138	6000
<b>407.911</b>	0,510	0,245	0,146	6000

**Werkstoff**

Aluminium EN AW 6060 T66 roh, leicht eingeölt

**Matériau**

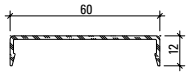
Aluminium EN AW 6060 T66 brut, légèrement huilé

**Material**

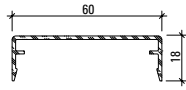
Aluminium EN AW 6060 T66 mill finish, slightly oiled

**Deckprofile 60 mm (Masstab 1:3)**  
**Profils de recouvrement 60 mm (échelle 1:3)**  
**Cover sections 60 mm (scale 1:3)**

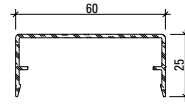
VISS Fire EI30 Fassade/Trennwand  
 VISS Fire EI30 façade/cloison  
 VISS Fire EI30 façade/partition wall



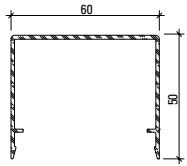
**407.865**



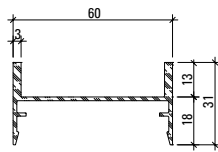
**407.866**



**407.867**



**407.868**



**407.901**

Profil-Nr.	G kg/m	U m <sup>2</sup> /m	P m <sup>2</sup> /m	L mm
<b>407.802</b>	0,558	0,190		6000
<b>407.865</b>	0,304	0,167	0,082	6000
<b>407.866</b>	0,379	0,205	0,094	6000
<b>407.867</b>	0,432	0,223	0,108	6000

Profil-Nr.	G kg/m	U m <sup>2</sup> /m	P m <sup>2</sup> /m	L mm
<b>407.868</b>	0,750	0,330	0,160	6000
<b>407.901</b>	0,590	0,255	0,148	6000

**Werkstoff**

Aluminium EN AW 6060 T66 roh, leicht eingeölt

**Matériau**

Aluminium EN AW 6060 T66 brut, légèrement huilé

**Material**

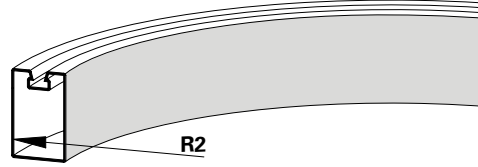
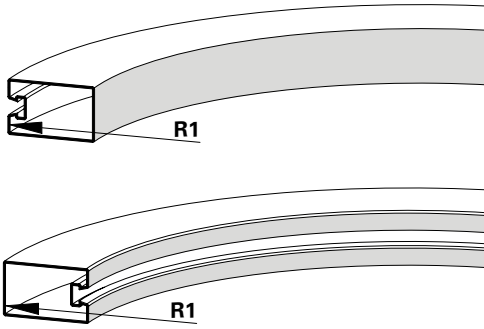
Aluminium EN AW 6060 T66 mill finish, slightly oiled

Artikelbibliothek  
 Bibliothèque des articles  
 Article library

**DXF** **DWG**

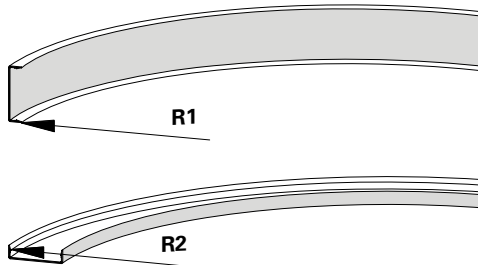
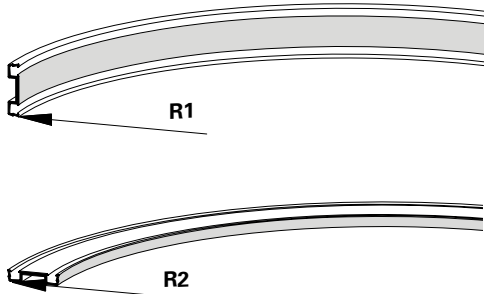
**Biegeradien**  
**Travaux de cintrage**  
**Bending data**

VISS Fire EI30 Fassade/Trennwand  
 VISS Fire EI30 façade/cloison  
 VISS Fire EI30 façade/partition wall



Profil Profilé Profile	R1 mm	R2 mm
76.666	3000	1000
76.667	3800	2000
76.671	1000	1000
76.678	2000	1100
76.679	2600	1000
76.684	2200	1300
76.694	700	700
76.695	1300	1000
76.696	2000	800
76.697	2200	900
76.698	2500	2500

Profil Profilé Profile	R1 mm	R2 mm
76.680	500	500
76.681	500	500
76.683	700	750
76.692	600	
76.693	600	



Profil Profilé Profile	R1 mm	R2 mm
400.800	800	1500
400.800 Z	800	1200
400.801 Z	800	1800
400.802	800	1500
400.802 Z	800	1500
400.803 Z	800	1800
407.800	500	1050
407.802	500	1100

Profil Profilé Profile	R1 mm	R2 mm
407.815	500	700
407.860	500	850
407.861	500	950
407.862	700	1250
407.865	500	1250
407.866	700	1300
407.867	700	1300

**Hinweis:**  
 Alle Profile sind auch in verzinkter Ausführung (Z) biegebar.

**Remarque:**  
 Tous les profilés sont également cintrables en exécution galvanisée (Z).

**Note:**  
 All profiles can also be bent into curves in the galvanised finish (Z).

Beim Biegen von engen Radien kann sich die VISS-Nute verjüngen.

La rainure VISS peut s'amincir lors du cintrage pour des rayons serrés.

The VISS flute might be tapered down when bending narrow radii.

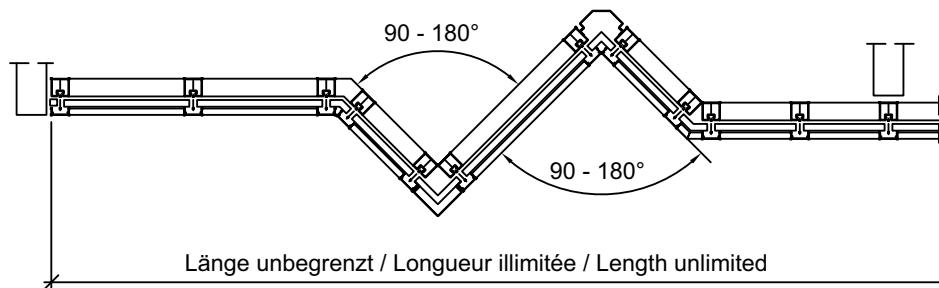
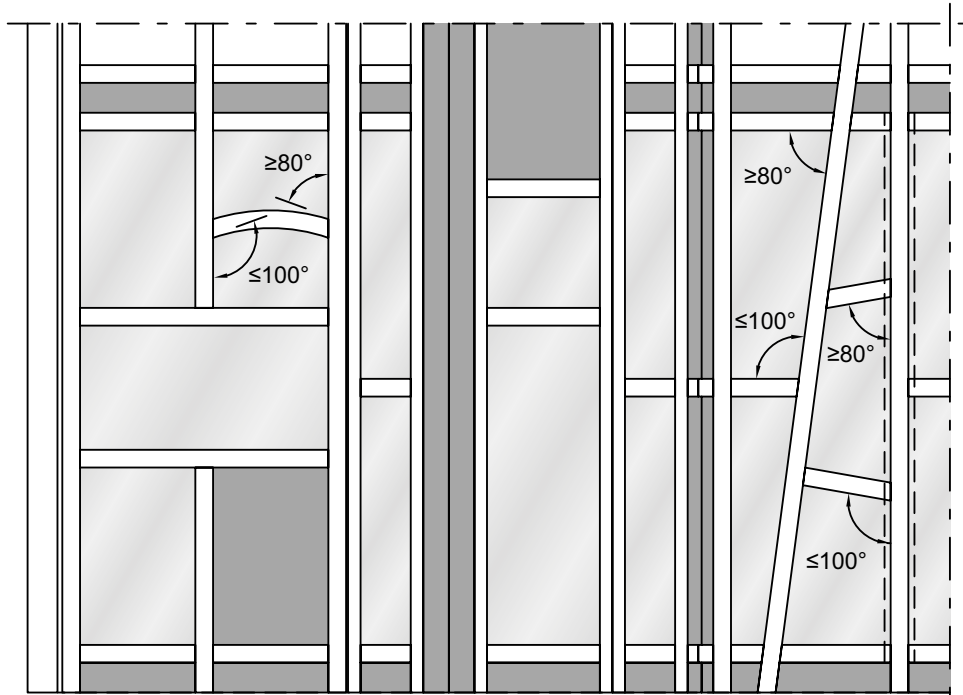
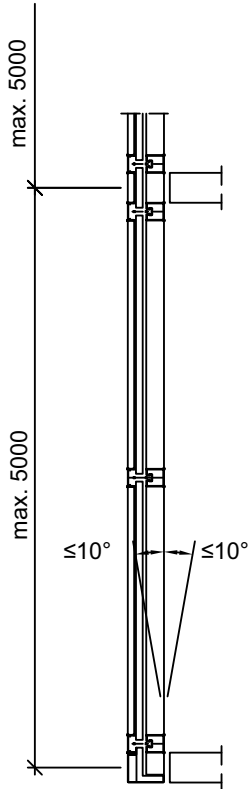
<b>Vorhangsfassade</b>	<b>Façade de rideau</b>	<b>Curtain wall</b>	<b>22</b>
<b>Verglasungstypen</b>	<b>Types de vitrages</b>	<b>Glazing types</b>	<b>24</b>
<b>Schnittpunkte</b>	<b>Coupe de détails</b>	<b>Section details</b>	<b>26</b>
<b>Konstruktionsdetails</b>	<b>Détails de construction</b>	<b>Construction details</b>	<b>40</b>
<b>Anschlüsse am Bau</b>	<b>Raccords au mur</b>	<b>Attachment to structure</b>	<b>46</b>
<b>Konstruktionsdetails</b>	<b>Détails de construction</b>	<b>Construction details</b>	<b>74</b>
<b>U<sub>cw</sub>-Werte</b>	<b>Valeurs U<sub>cw</sub></b>	<b>U<sub>cw</sub> values</b>	<b>75</b>



**Vorhangfassade**  
**Ansicht von aussen**

**Façade rideau**  
**Vue de l'extérieur**

**Curtain wall**  
**View from outside**



Türeinbau und Abmessungen  
 siehe nationale Zulassungen  
 und Klassifizierungsbericht  
 13-003089-PR01.

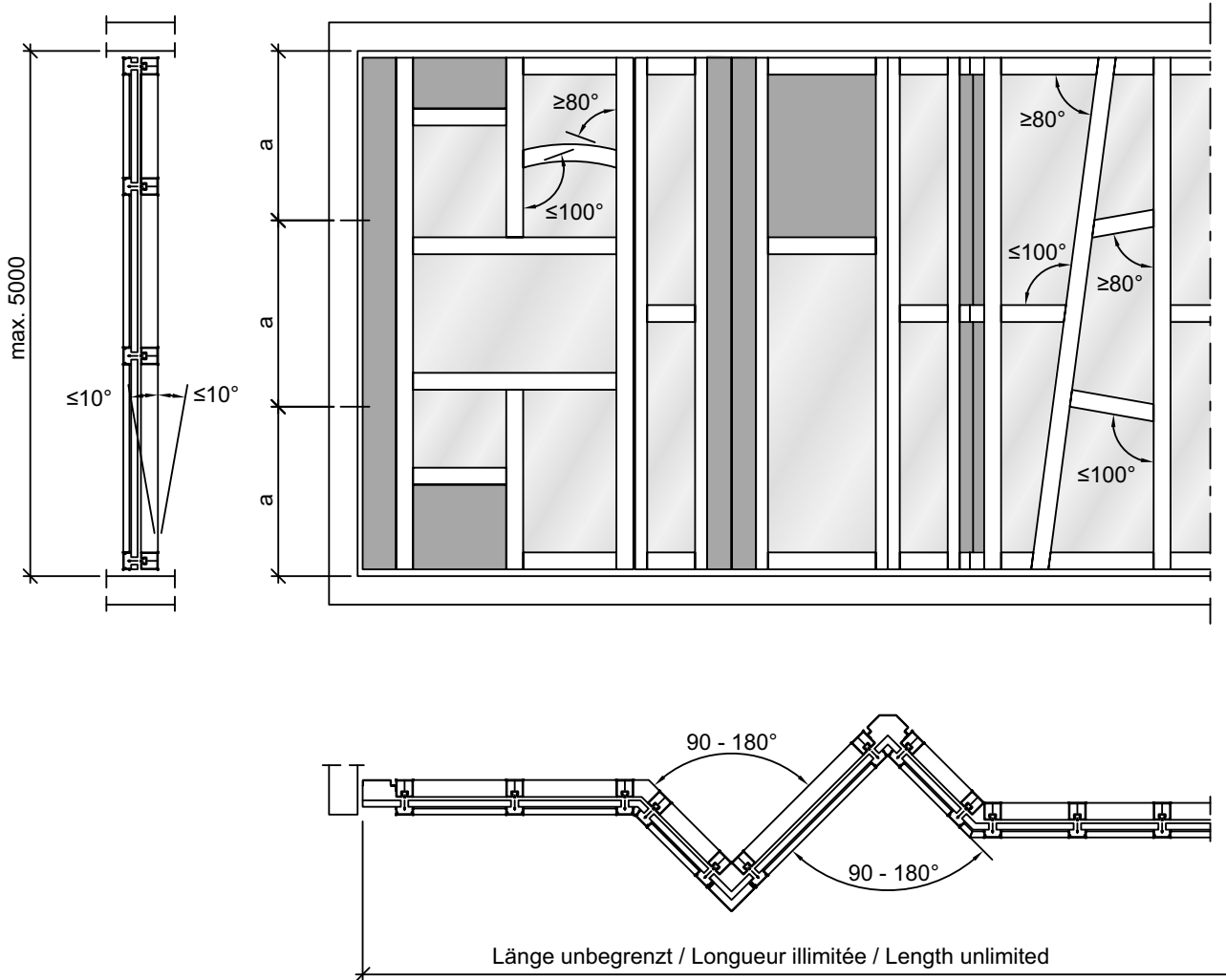
Montage et dimensions de la porte,  
 voir les approbations nationales  
 et le rapport de classification  
 13-003089-PR01.

Door installations and dimensions,  
 see national approvals and  
 classification report 13-003089-PR01.

**Trennwand**  
**Ansicht von aussen**

**Cloison**  
**Vue de l'extérieur**

**Separation wall**  
**View from outside**



Türeinbau und Abmessungen  
 siehe nationale Zulassungen  
 und Klassifizierungsbericht  
 13-003089-PR01.

Montage et dimensions de la porte,  
 voir les approbations nationales  
 et le rapport de classification  
 13-003089-PR01.

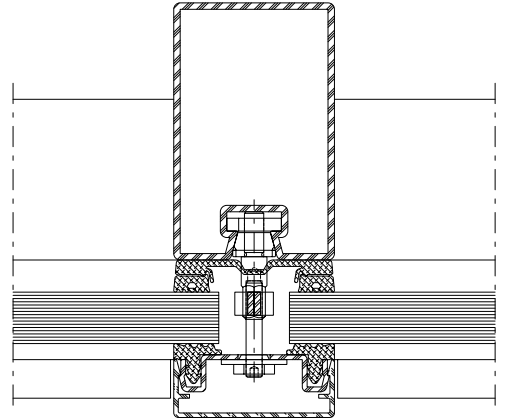
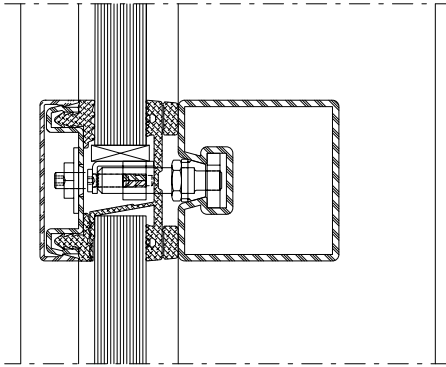
Door installations and dimensions,  
 see national approvals and  
 classification report 13-003089-PR01.

**Verglasungstypen**

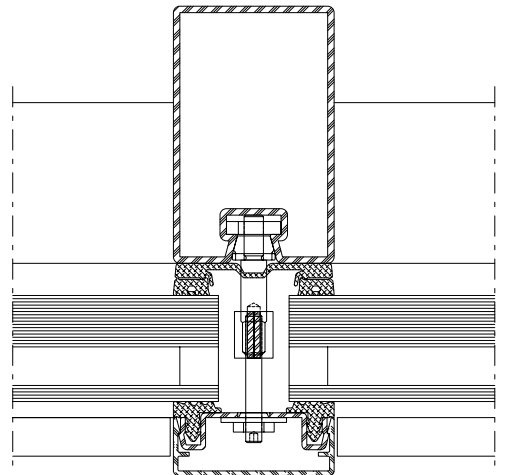
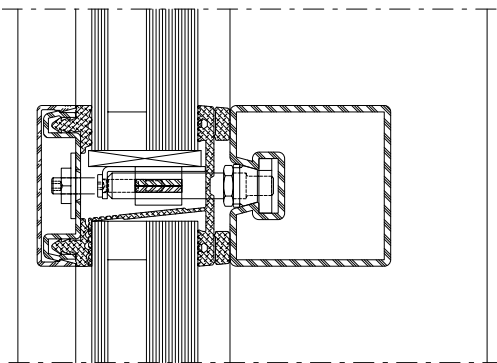
**Types de vitrages**

**Glazing types**

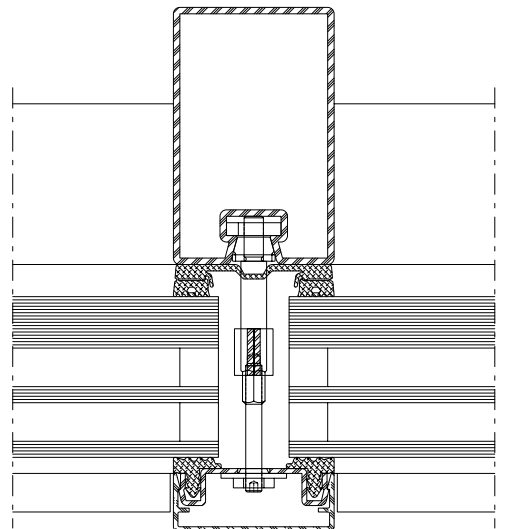
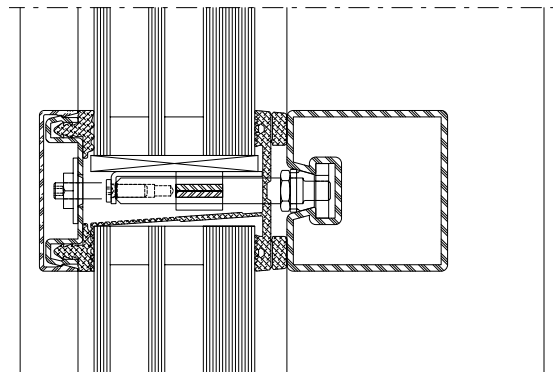
Einfach-Verglasung  
Vitrage simple  
Simple glass



Zweifach-Isolierverglasung  
Double vitrage isolant  
Double glazing



Dreifach-Isolierverglasung  
Triple vitrage isolant  
Triple glazing

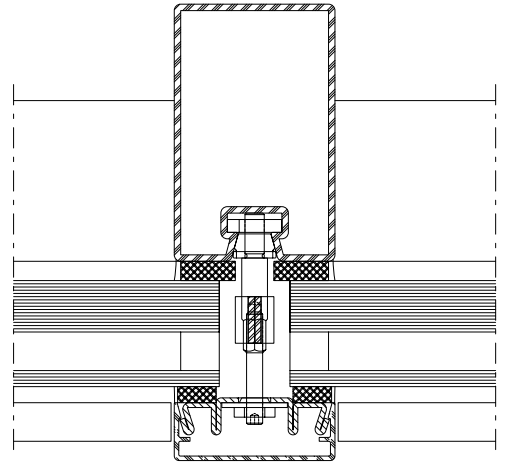
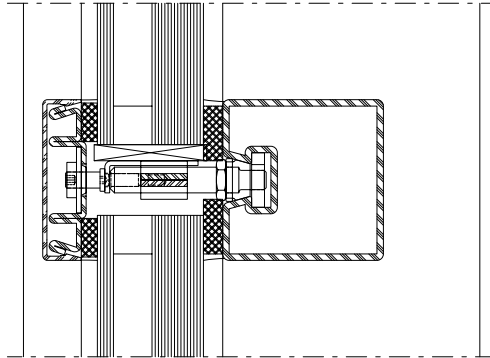


**Verglasungstypen VISS DV**  
**(nur Innenanwendung)**

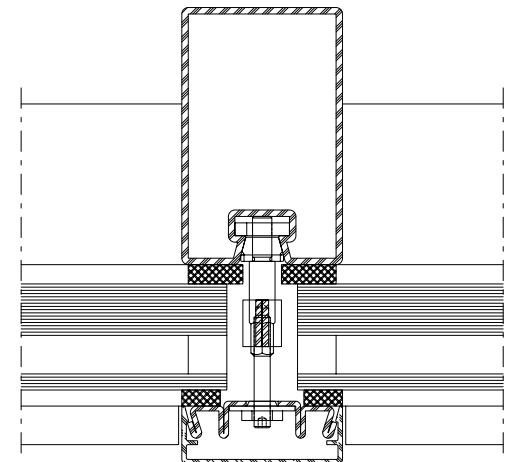
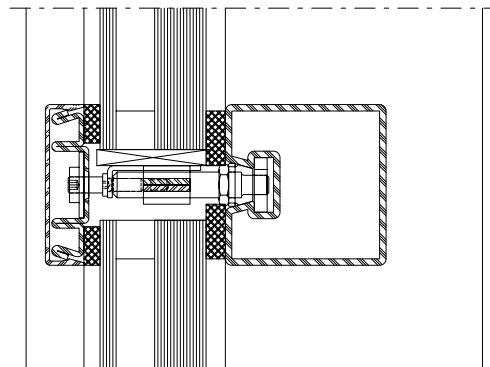
**Types de vitrages VISS DV**  
**(uniquement application intérieure)**

**Glazing types**  
**(internal use only)**

Nassverglasung mit Silikon  
Vitrage avec silicone  
Wet glazing with silicone



Nassverglasung ohne Silikon  
Vitrage sans silicone  
Wet glazing without silicone



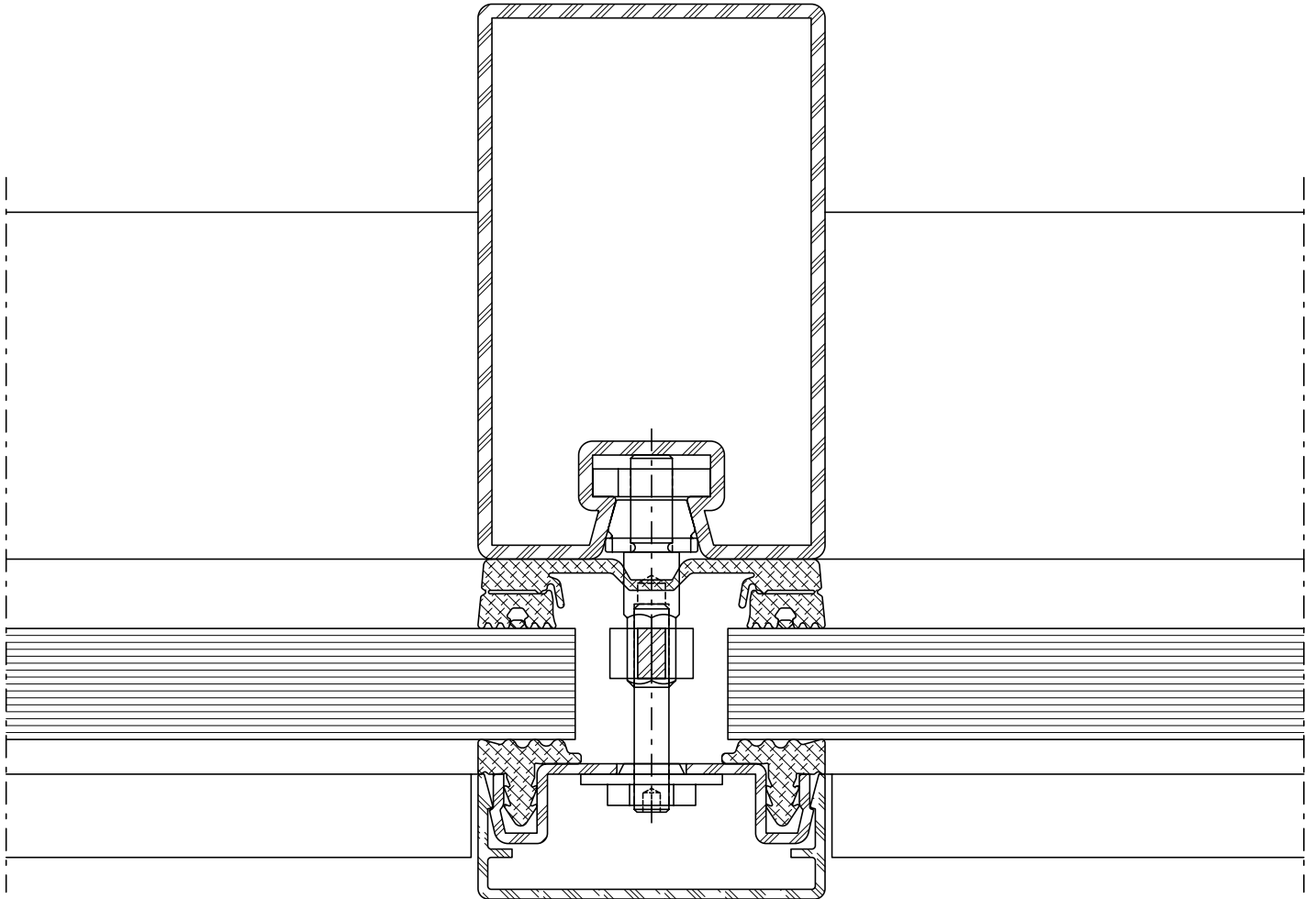
Schnittpunkte im Massstab 1:1  
Coupe de détails à l'échelle 1:1  
Section details on scale 1:1

VISS Fire EI30 Fassade/Trennwand  
VISS Fire EI30 façade/cloison  
VISS Fire EI30 façade/partition wall

Pfosten-Detail  
Ansichtsbreite 50 mm

Détail du montant  
Largeur de face 50 mm

Detail of mullion  
Width 50 mm



DXF

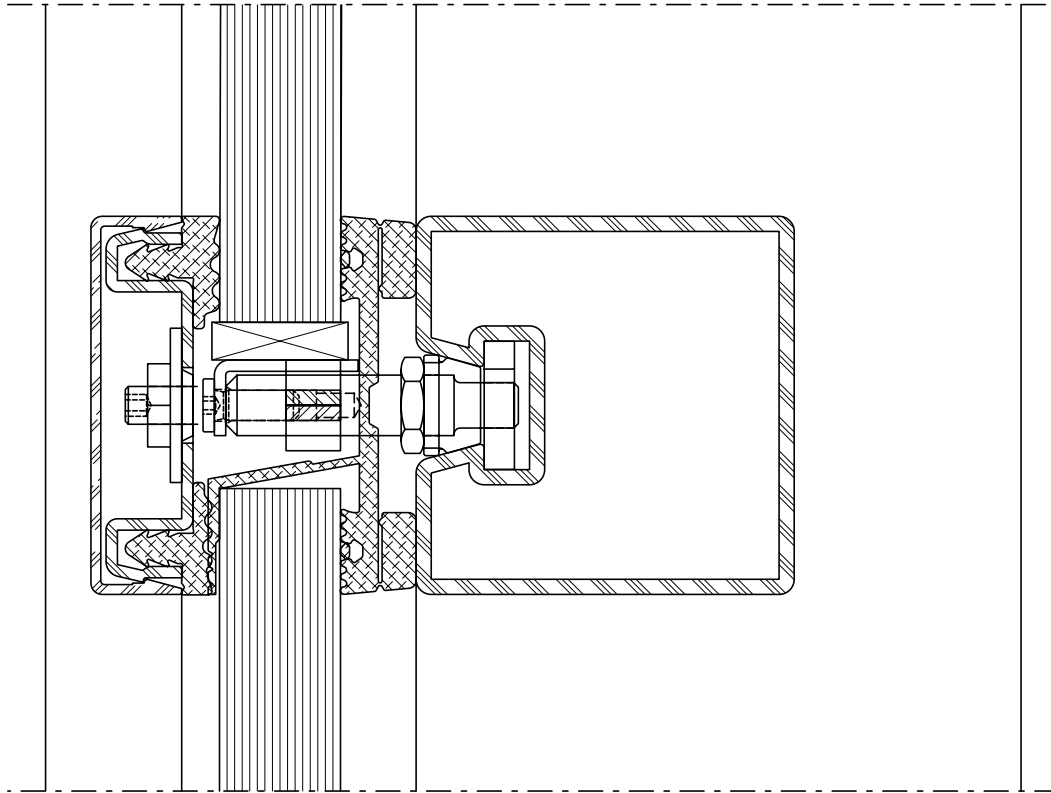
DWG

51-0501-C-002

Riegel-Detail  
Ansichtsbreite 50 mm

Détail de la traverse  
Largeur de face 50 mm

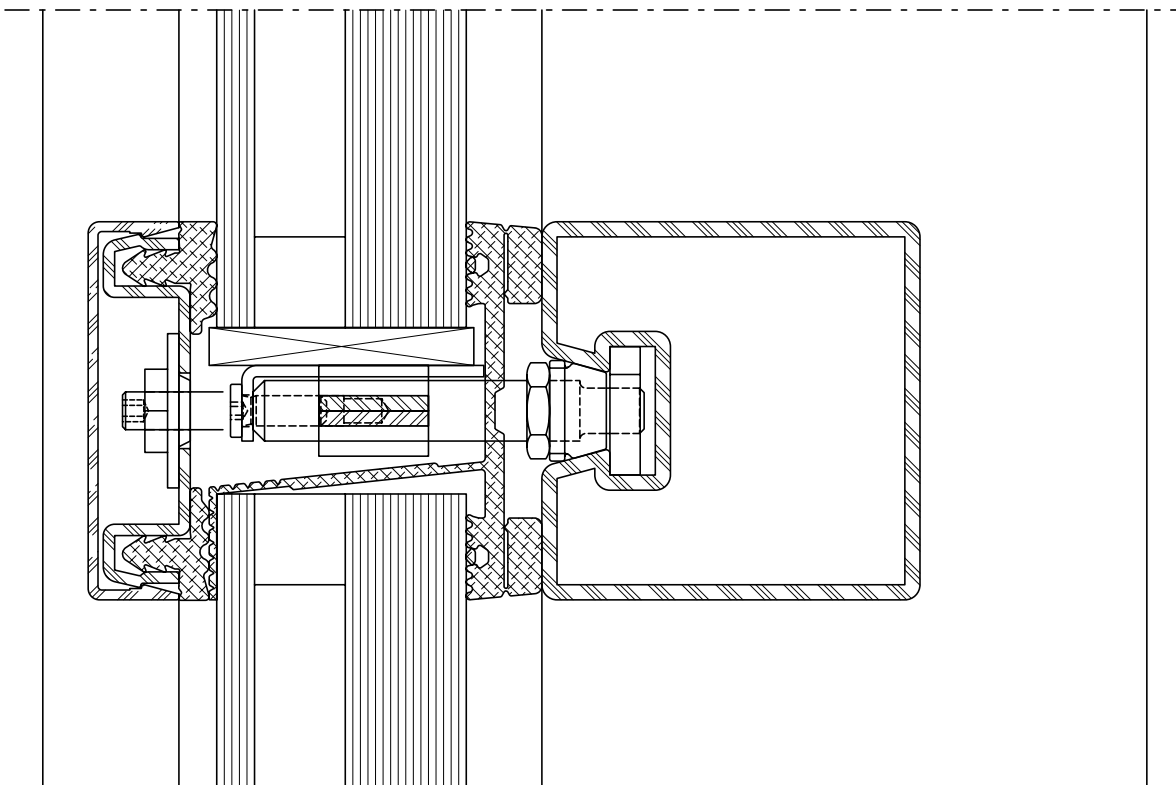
Detail of transom  
Width 50 mm



51-0501-C-001

DWG

DXF



51-0501-C-003

DWG

DXF

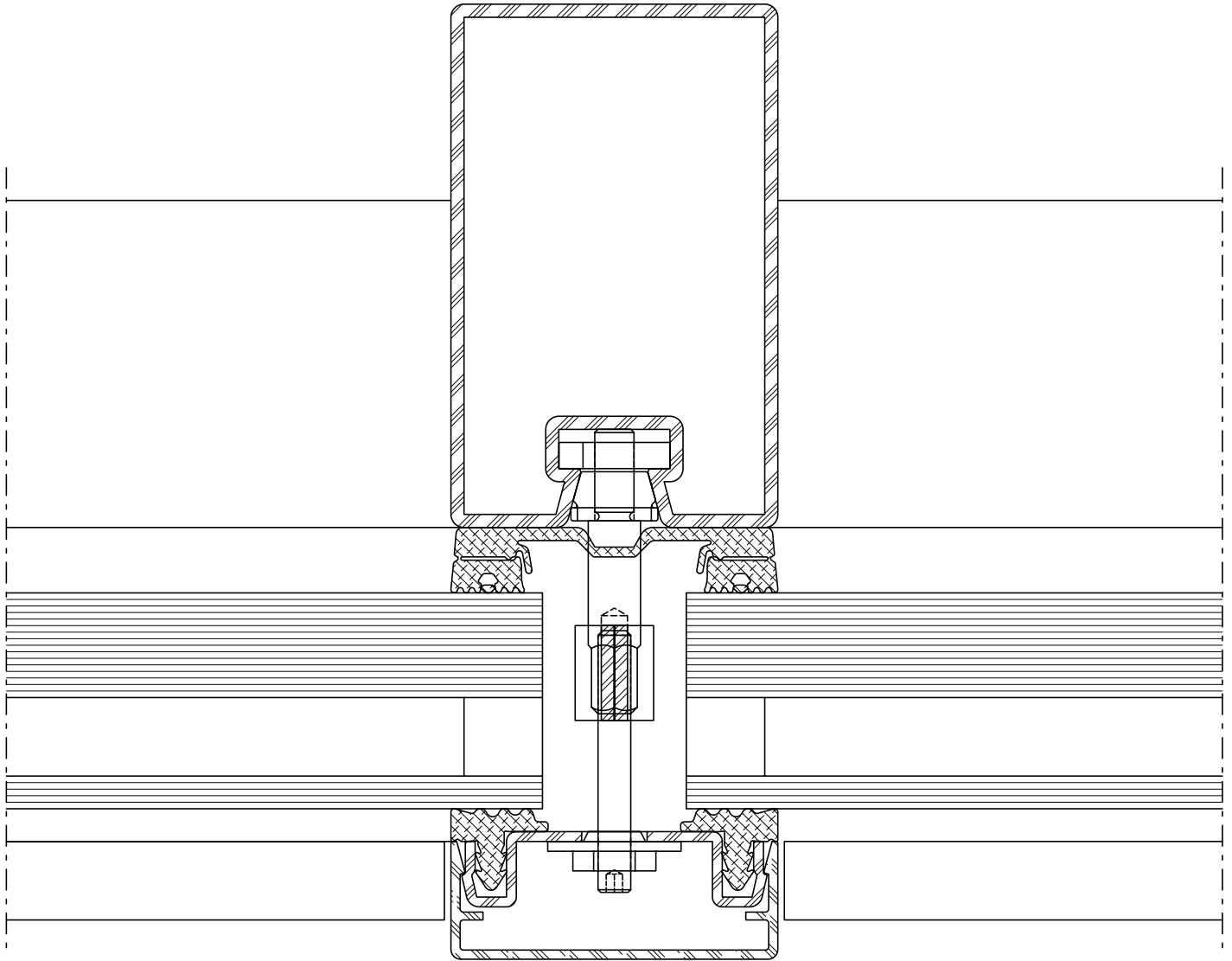
Schnittpunkte im Massstab 1:1  
Coupe de détails à l'échelle 1:1  
Section details on scale 1:1

VISS Fire EI30 Fassade/Trennwand  
VISS Fire EI30 façade/cloison  
VISS Fire EI30 façade/partition wall

Pfosten-Detail  
Ansichtsbreite 50 mm

Détail du montant  
Largeur de face 50 mm

Detail of mullion  
Width 50 mm



DXF DWG 51-0501-C-004

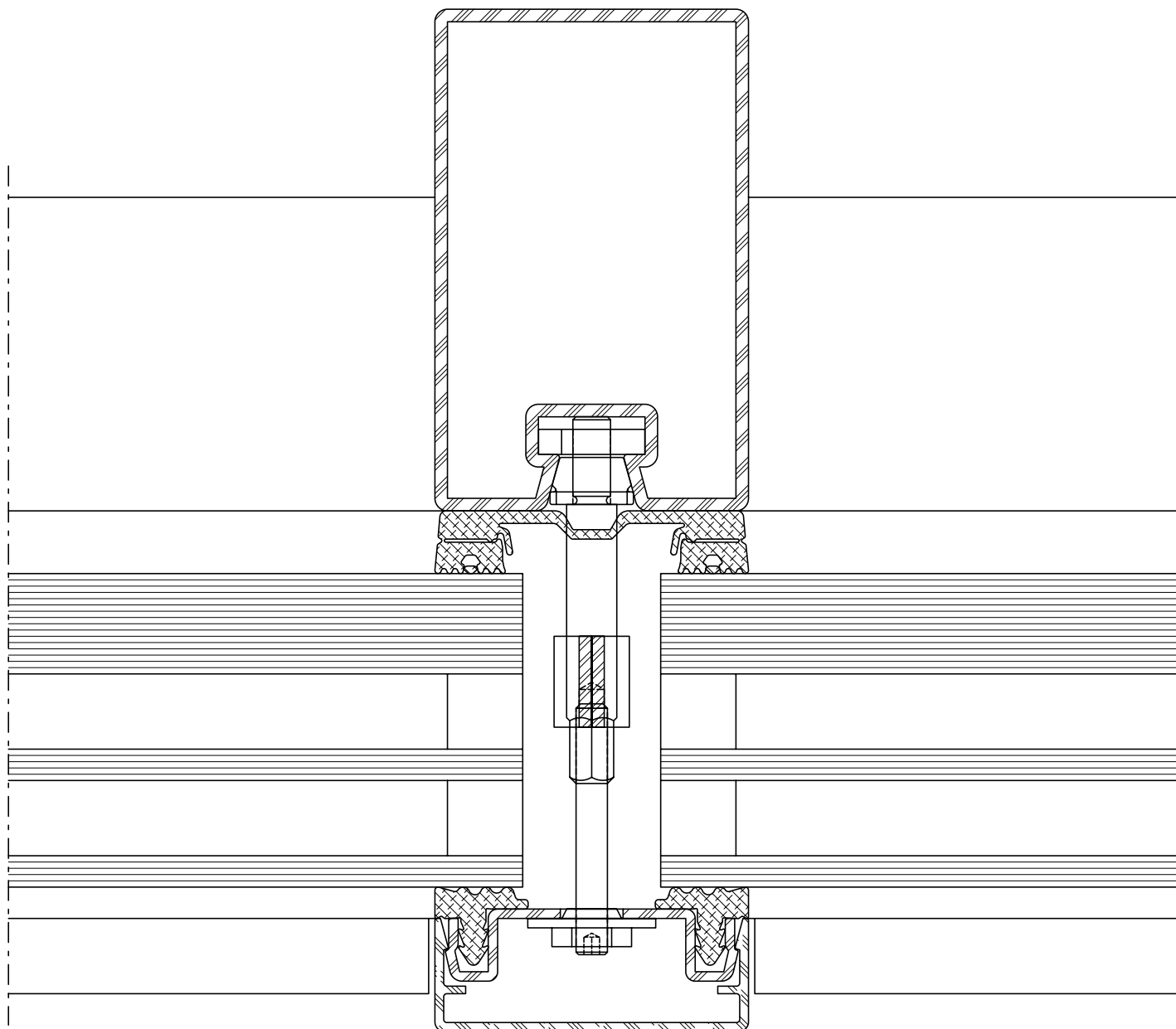
Schnittpunkte im Massstab 1:1  
Coupe de détails à l'échelle 1:1  
Section details on scale 1:1

VISS Fire EI30 Fassade/Trennwand  
VISS Fire EI30 façade/cloison  
VISS Fire EI30 façade/partition wall

Pfosten-Detail  
Ansichtsbreite 50 mm

Détail du montant  
Largeur de face 50 mm

Detail of mullion  
Width 50 mm



DXF

DWG

51-0501-C-006



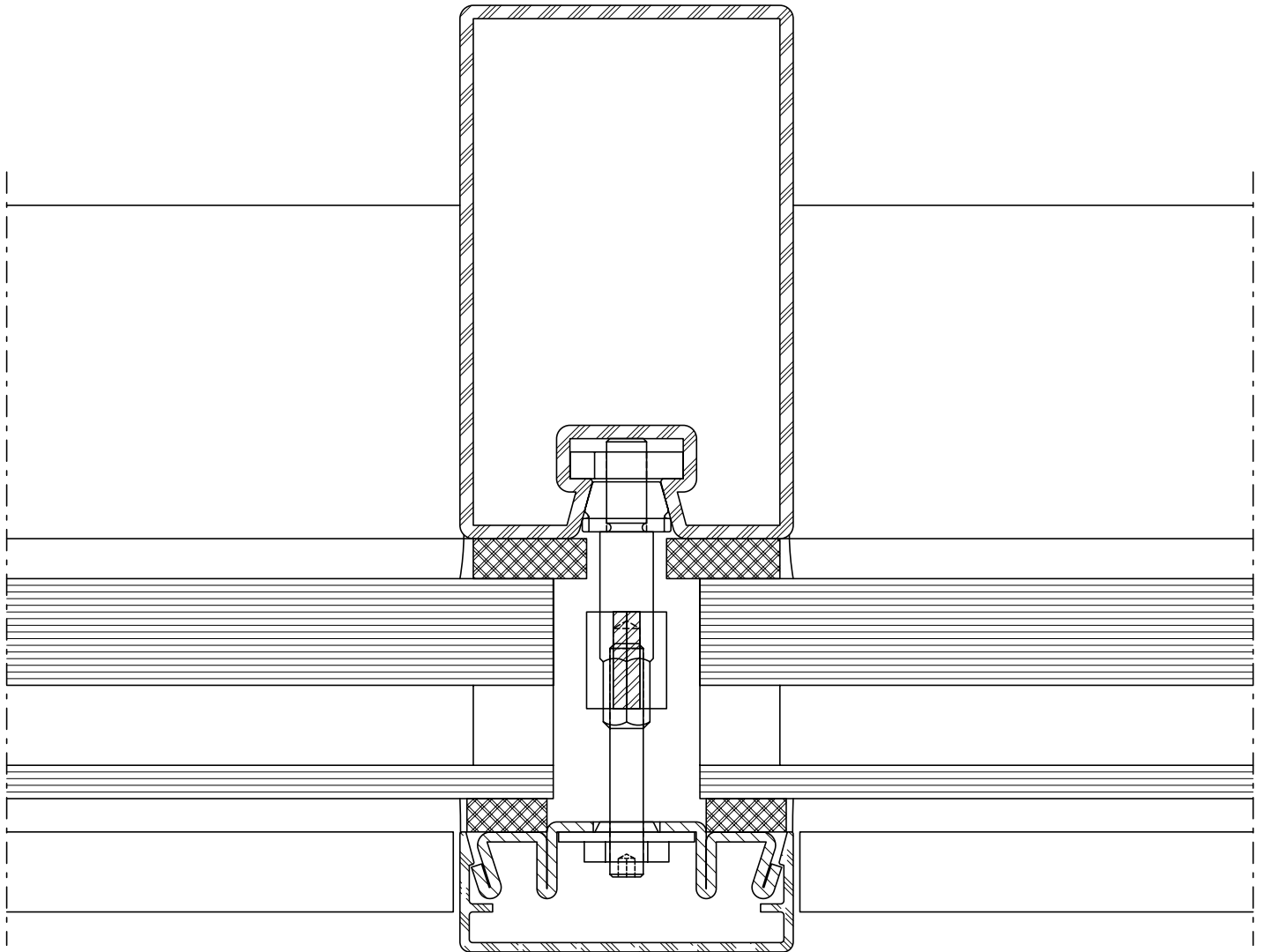
**Schnittpunkte im Massstab 1:1**  
**Coupe de détails à l'échelle 1:1**  
**Section details on scale 1:1**

**VISS Fire EI30 Fassade/Trennwand**  
**VISS Fire EI30 façade/cloison**  
**VISS Fire EI30 façade/partition wall**

**Pfosten-Detail**  
**Ansichtsbreite 50 mm**  
**Trennwandlösung**  
**(nur Innenanwendung)**

**Détail du montant**  
**Largeur de face 50 mm**  
**Solution de cloison (uniquement**  
**application intérieure)**

**Detail of mullion**  
**Width 50 mm**  
**Partition wall solution**  
**(internal use only)**



**DXF**

**DWG**

51-0503-C-002

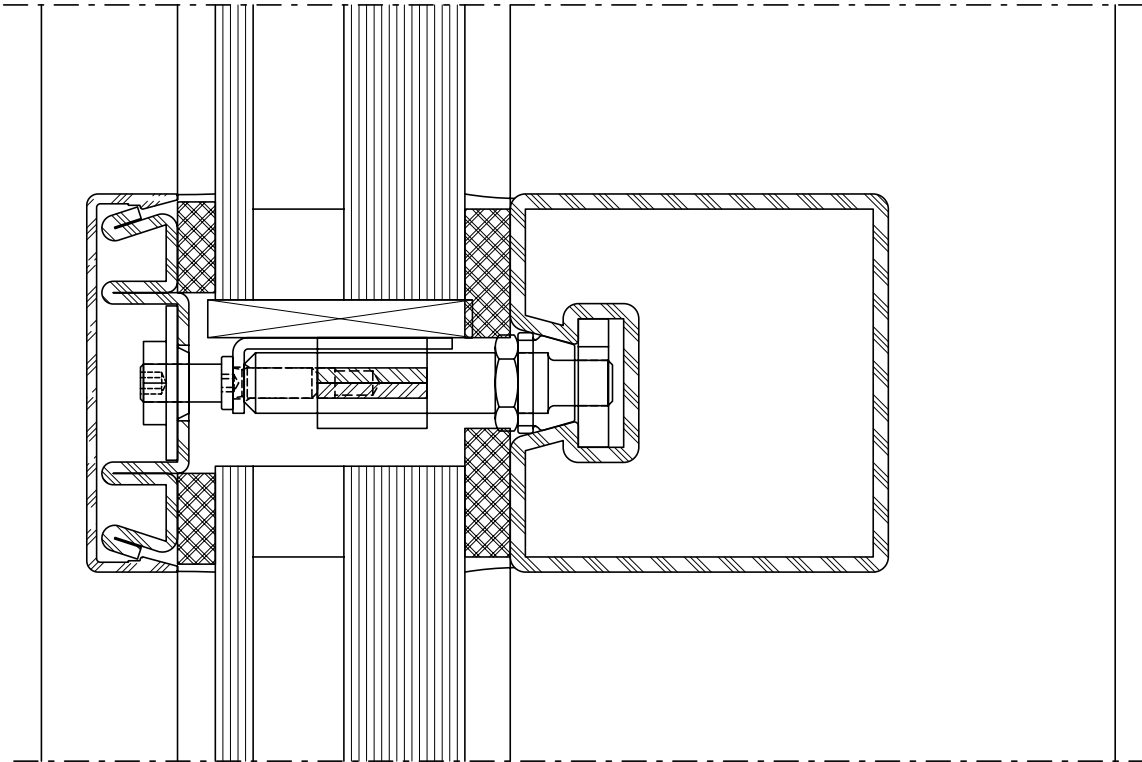
**Schnittpunkte im Massstab 1:2**  
**Coupe de détails à l'échelle 1:2**  
**Section details on scale 1:2**

VISS Fire EI30 Fassade/Trennwand  
VISS Fire EI30 façade/cloison  
VISS Fire EI30 façade/partition wall

**Riegel-Detail**  
**Ansichtsbreite 50 mm**  
**Trennwandlösung**  
**(nur Innenanwendung)**

**Détail de la traverse**  
**Largeur de face 50 mm**  
**Solution de cloison (uniquement**  
**application intérieure)**

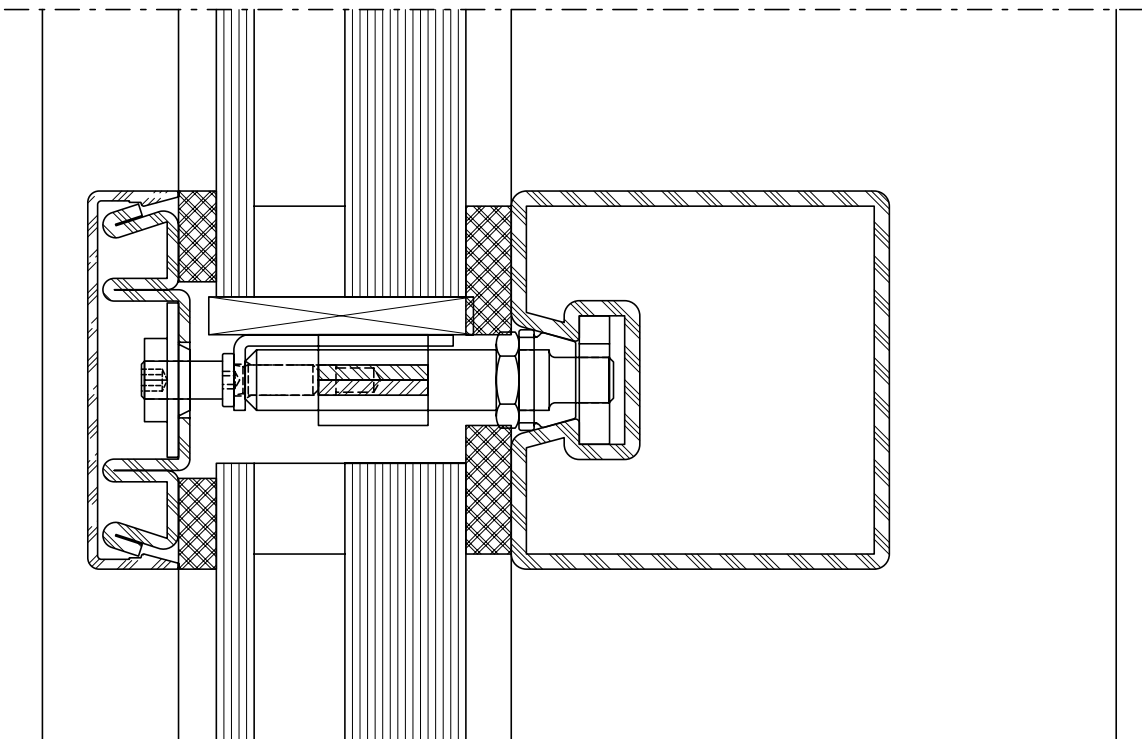
**Detail of transom**  
**Width 50 mm**  
**Partition wall solution**  
**(internal use only)**



51-0503-C-001

DWG

DXF



51-0503-C-003

DWG

DXF

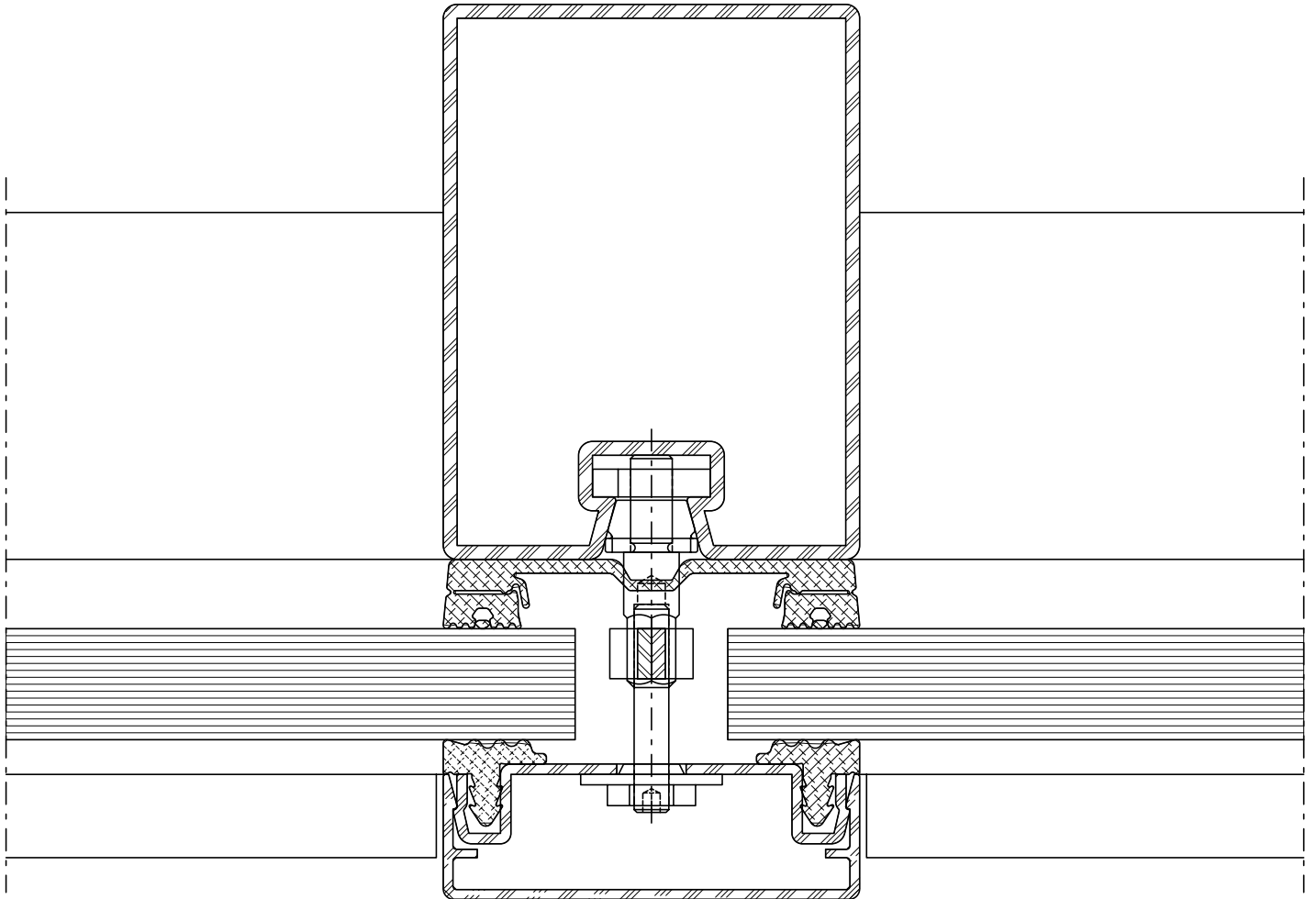
Schnittpunkte im Massstab 1:2  
Coupe de détails à l'échelle 1:2  
Section details on scale 1:2

VISS Fire EI30 Fassade/Trennwand  
VISS Fire EI30 façade/cloison  
VISS Fire EI30 façade/partition wall

Pfosten-Detail  
Ansichtsbreite 60 mm

Détail du montant  
Largeur de face 60 mm

Detail of mullion  
Width 60 mm



DXF

DWG

52-0501-C-002

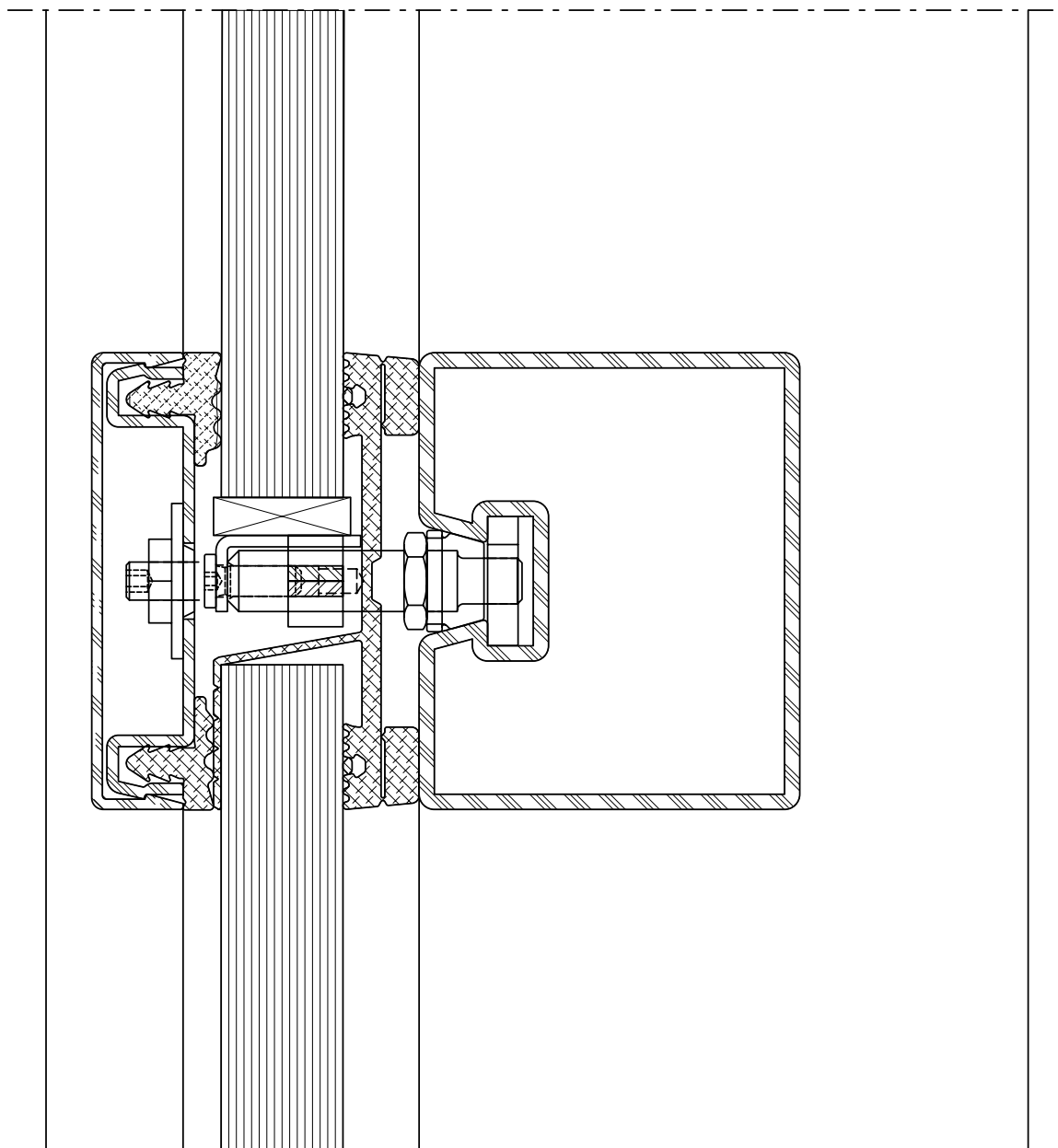
Schnittpunkte im Massstab 1:1  
Coupe de détails à l'échelle 1:1  
Section details on scale 1:1

VISS Fire EI30 Fassade/Trennwand  
VISS Fire EI30 façade/cloison  
VISS Fire EI30 façade/partition wall

Riegel-Detail  
Ansichtsbreite 60 mm

Détail de la traverse  
Largeur de face 60 mm

Detail of transom  
Width 60 mm



52-0501-C-001

DWG

DXF

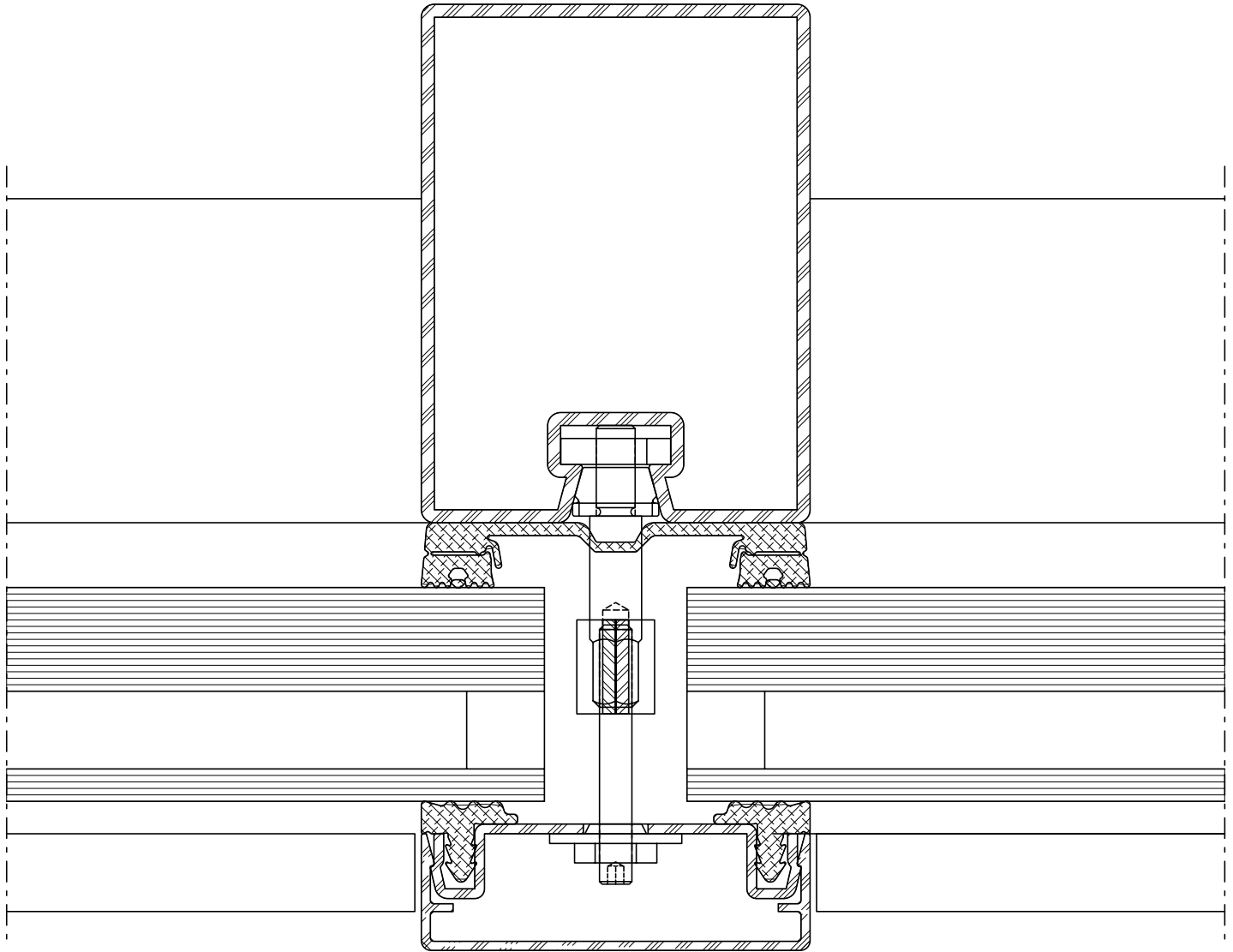
Schnittpunkte im Massstab 1:2  
Coupe de détails à l'échelle 1:2  
Section details on scale 1:2

VISS Fire EI30 Fassade/Trennwand  
VISS Fire EI30 façade/cloison  
VISS Fire EI30 façade/partition wall

Pfosten-Detail  
Ansichtsbreite 60 mm

Détail du montant  
Largeur de face 60 mm

Detail of mullion  
Width 60 mm



DXF

DWG

52-0501-C-004

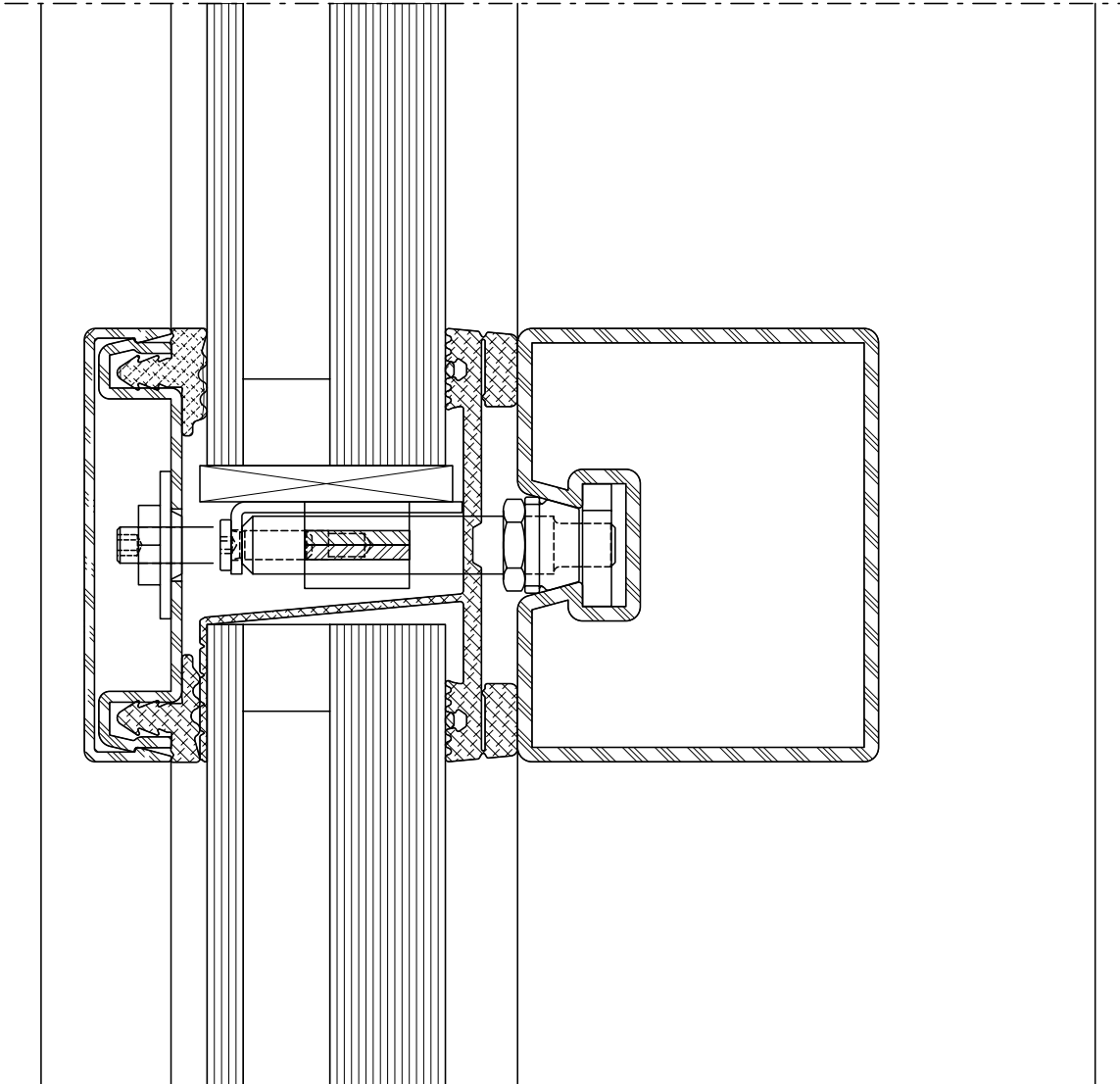
Schnittpunkte im Massstab 1:1  
Coupe de détails à l'échelle 1:1  
Section details on scale 1:1

VISS Fire EI30 Fassade/Trennwand  
VISS Fire EI30 façade/cloison  
VISS Fire EI30 façade/partition wall

Riegel-Detail  
Ansichtsbreite 60 mm

Détail de la traverse  
Largeur de face 60 mm

Detail of transom  
Width 60 mm



52-0501-C-003

DWG

DXF

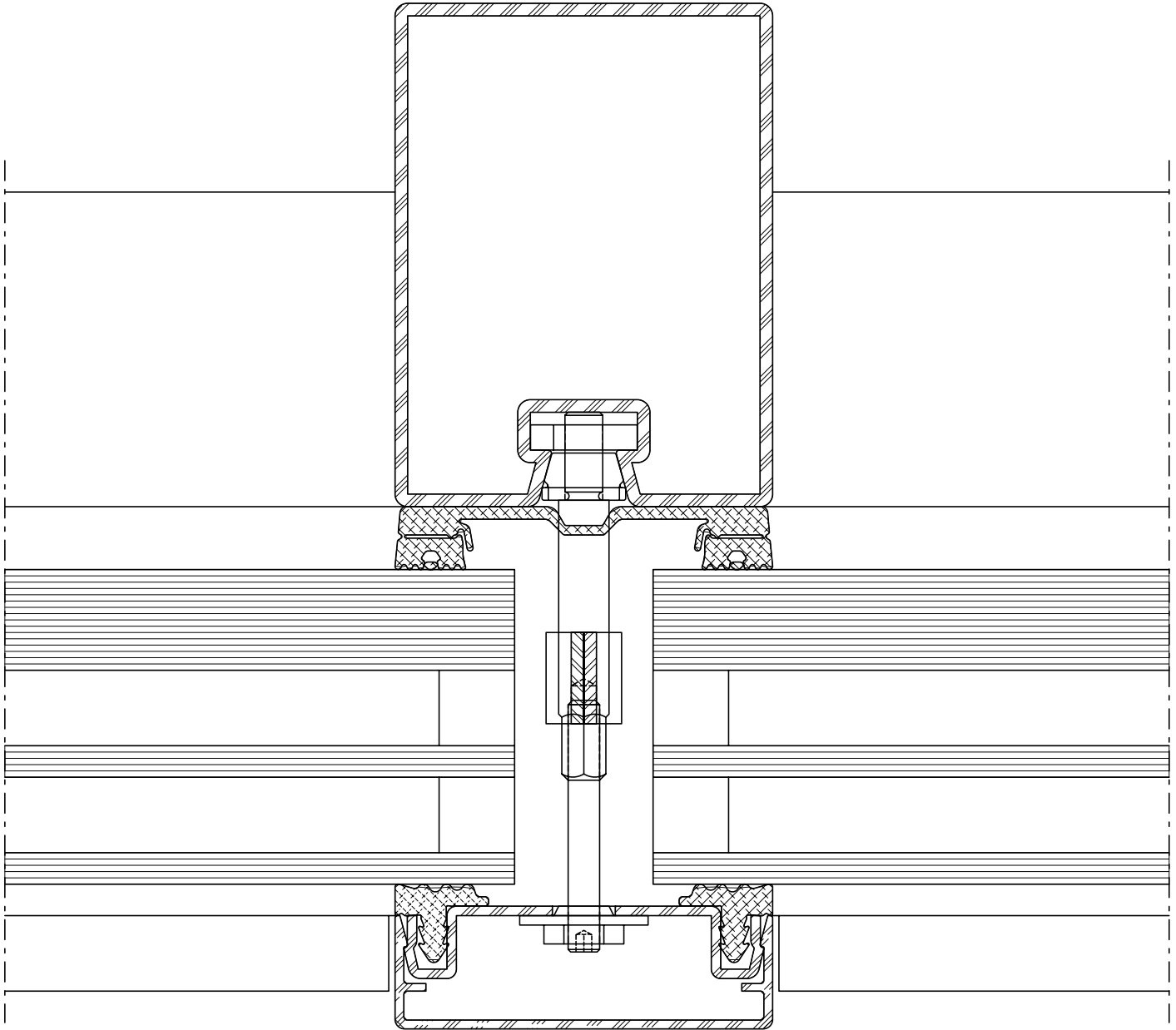
Schnittpunkte im Massstab 1:2  
Coupe de détails à l'échelle 1:2  
Section details on scale 1:2

VISS Fire EI30 Fassade/Trennwand  
VISS Fire EI30 façade/cloison  
VISS Fire EI30 façade/partition wall

Pfosten-Detail  
Ansichtsbreite 60 mm

Détail du montant  
Largeur de face 60 mm

Detail of mullion  
Width 60 mm



DXF

DWG

52-0501-C-006

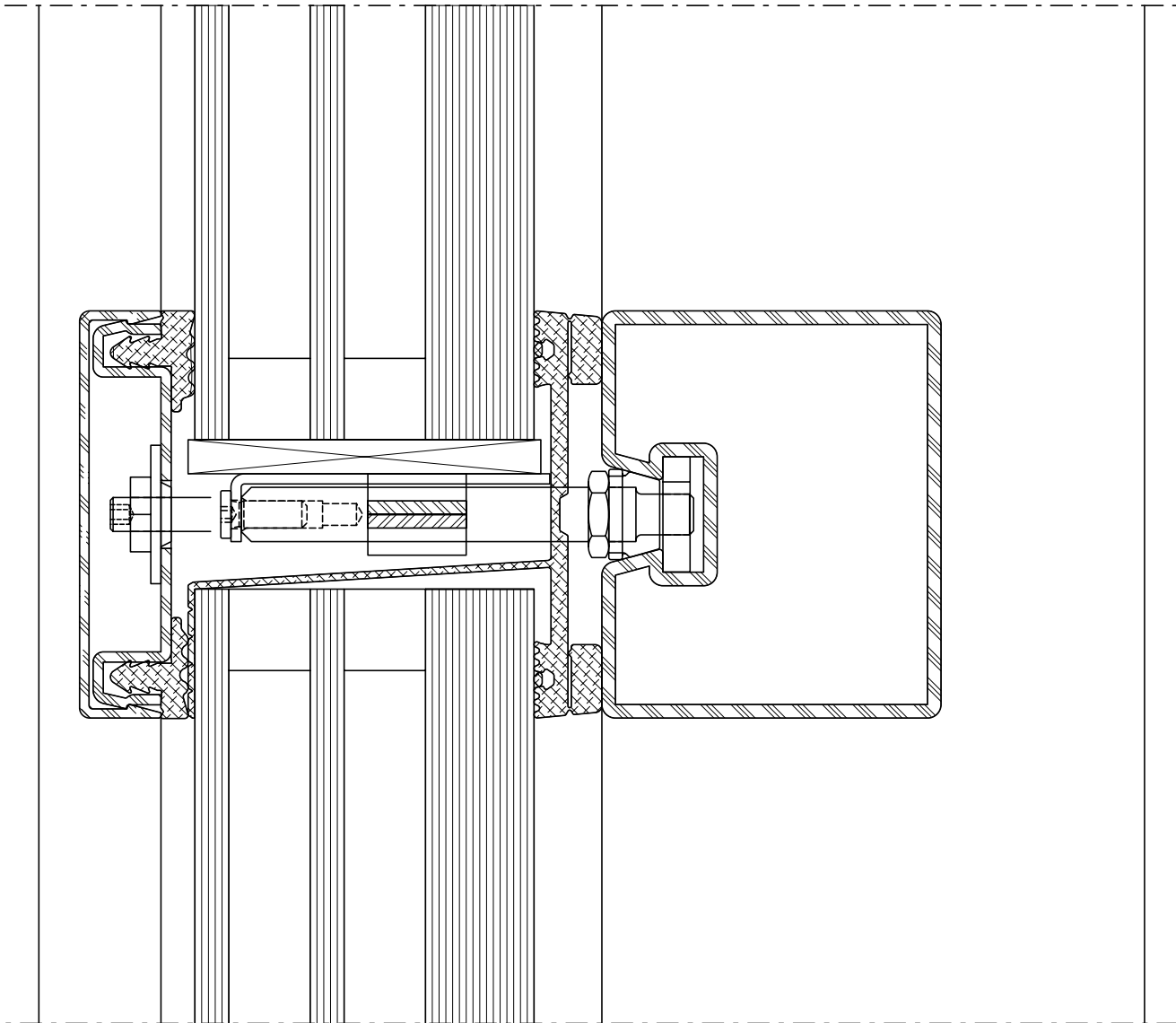
Schnittpunkte im Massstab 1:1  
Coupe de détails à l'échelle 1:1  
Section details on scale 1:1

VISS Fire EI30 Fassade/Trennwand  
VISS Fire EI30 façade/cloison  
VISS Fire EI30 façade/partition wall

Riegel-Detail  
Ansichtsbreite 60 mm

Détail de la traverse  
Largeur de face 60 mm

Detail of transom  
Width 60 mm



52-0501-C-005

DWG

DXF



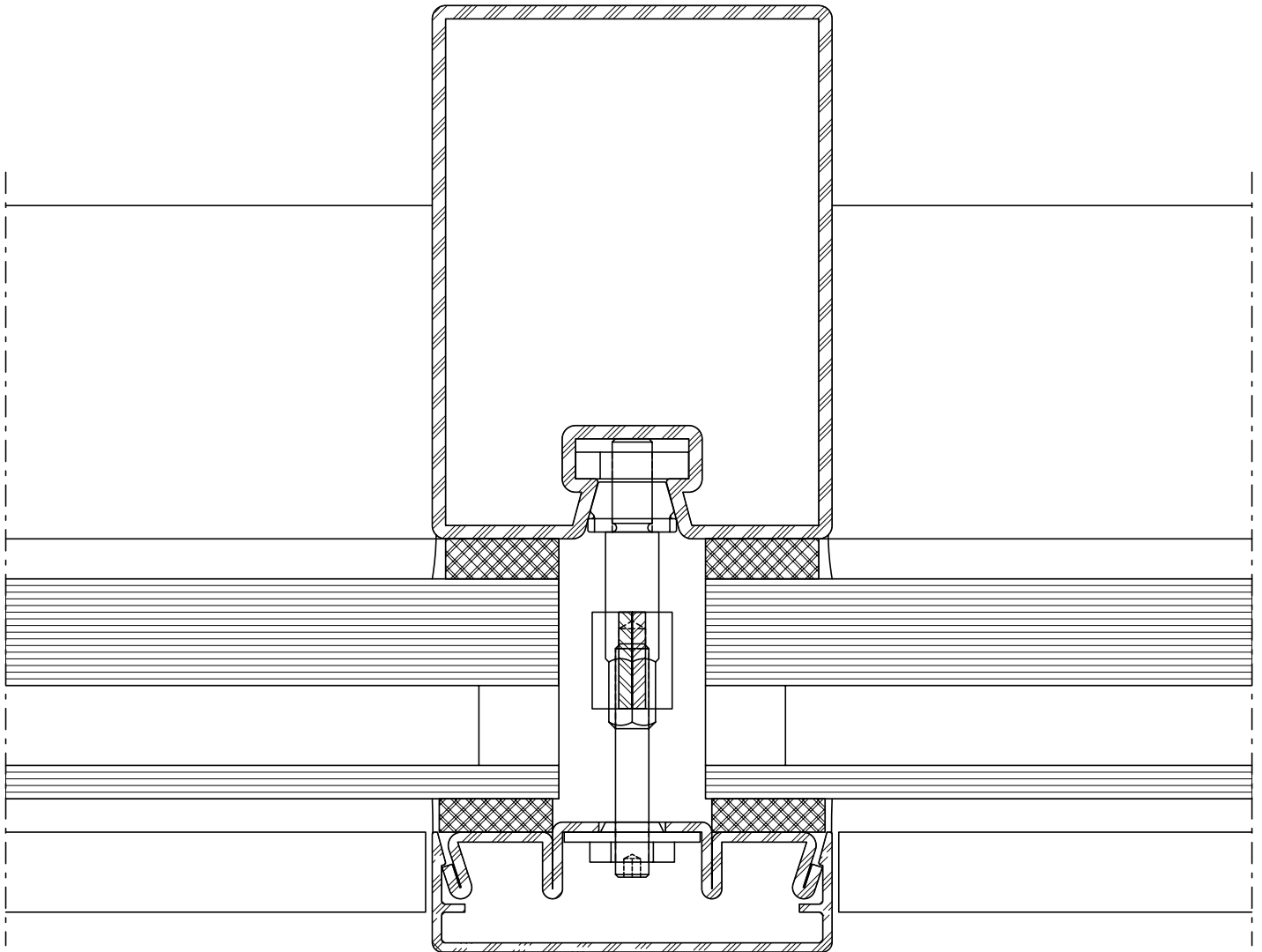
**Schnittpunkte im Massstab 1:2**  
**Coupe de détails à l'échelle 1:2**  
**Section details on scale 1:2**

VISS Fire EI30 Fassade/Trennwand  
VISS Fire EI30 façade/cloison  
VISS Fire EI30 façade/partition wall

**Pfosten-Detail**  
**Ansichtsbreite 60 mm**  
**Trennwandlösung**  
**(nur Innenanwendung)**

**Détail du montant**  
**Largeur de face 60 mm**  
**Solution de cloison (uniquement**  
**application intérieure)**

**Detail of mullion**  
**Width 60 mm**  
**Partition wall solution**  
**(internal use only)**



DXF

DWG

52-0502-C-002

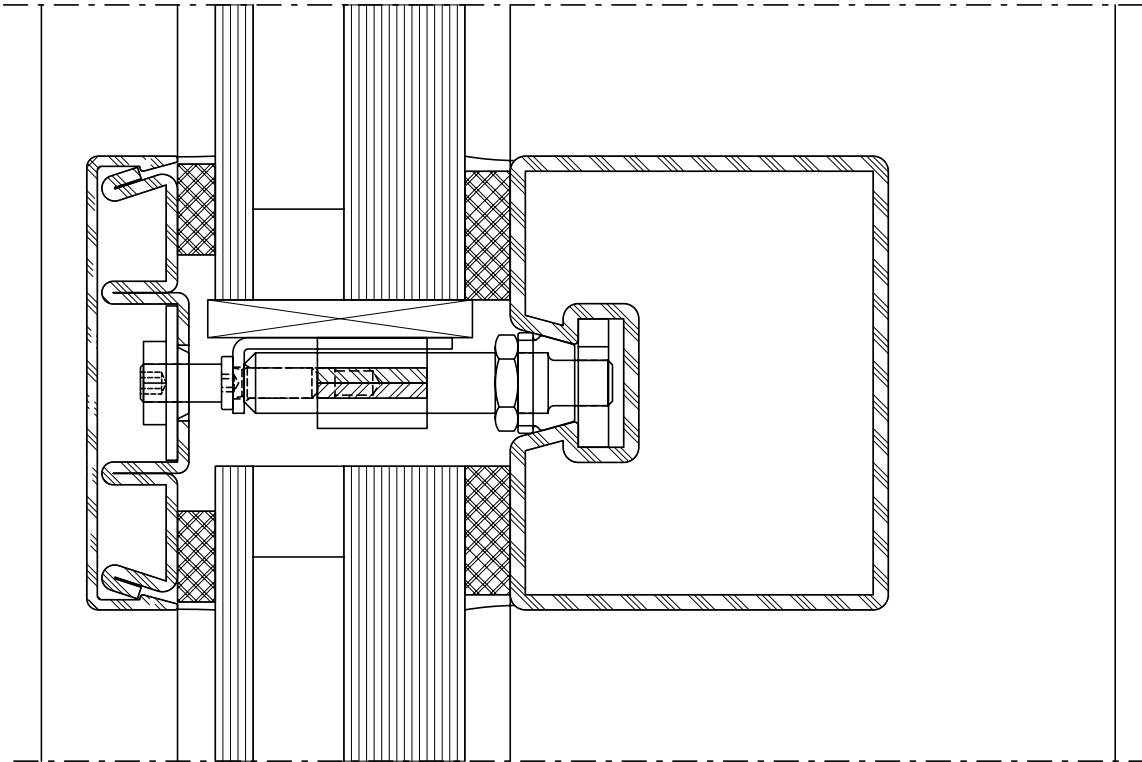
**Schnittpunkte im Massstab 1:1**  
**Coupe de détails à l'échelle 1:1**  
**Section details on scale 1:1**

VISS Fire EI30 Fassade/Trennwand  
VISS Fire EI30 façade/cloison  
VISS Fire EI30 façade/partition wall

**Riegel-Detail**  
**Ansichtsbreite 60 mm**  
**Trennwandlösung**  
**(nur Innenanwendung)**

**Détail de la traverse**  
**Largeur de face 60 mm**  
**Solution de cloison (uniquement**  
**application intérieure)**

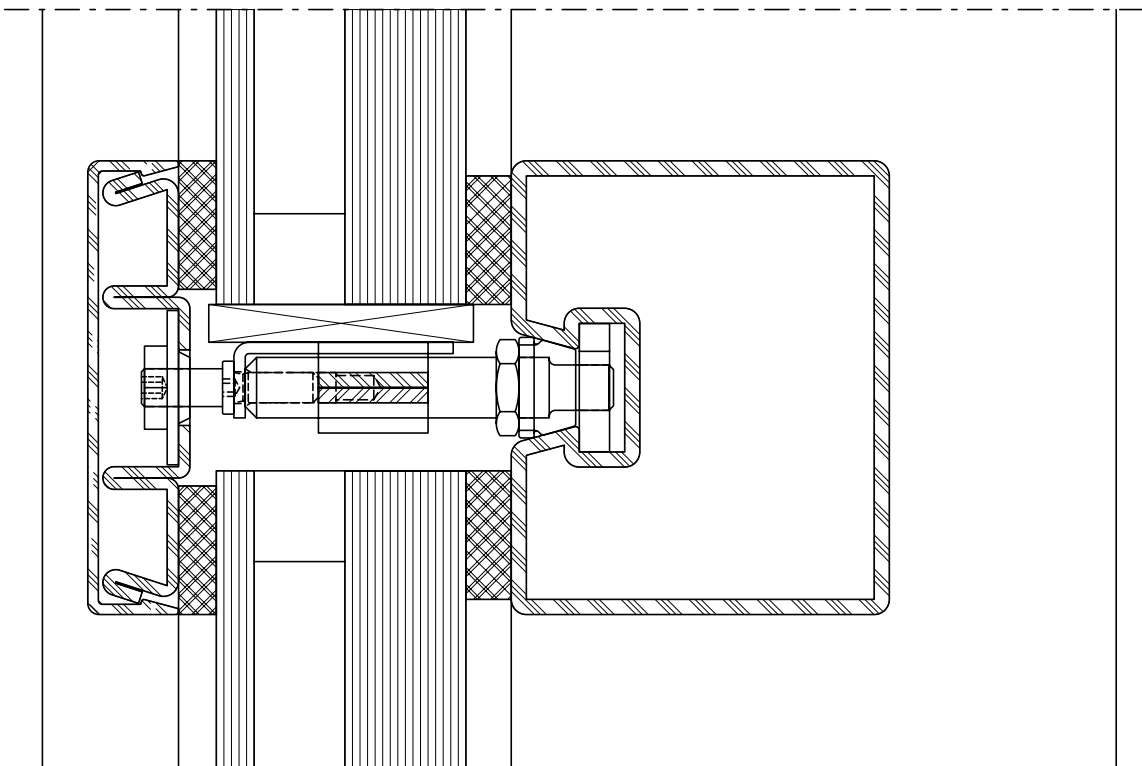
**Detail of transom**  
**Width 60 mm**  
**Partition wall solution**  
**(internal use only)**



52-0502-C-001

DWG

DXF



52-0502-C-003

DWG

DXF

Pos.	Material	Matériaux	Material
1*	Mineralwolle $\geq 60 \text{ kg/m}^3$ Flumroc Dämmplatte 3 Flumroc Bodenplatte Rockwool Fixrock 033 Rockwool Fixrock 033LB	Laine minérale $\geq 60 \text{ kg/m}^3$ Flumroc Plaque isolante 3 Flumroc Plaque de fons Rockwool Fixrock 033 Rockwool Fixrock 033LB	Mineral wool $\geq 60 \text{ kg/m}^3$ Flumroc Insulation panel 3 Flumroc Base plate Rockwool Fixrock 033 Rockwool Fixrock 033LB
2	Aestuver Brandschutzplatte	Aestuver plaque coupe-feu	Aestuver fire protection board
3	Stahl- oder Edelstahlblech $\geq 1,5 \text{ mm}$	Tôle en acier ou acier Inox $\geq 1,5 \text{ mm}$	Steel or stainless steel sheet $\geq 1,5 \text{ mm}$
4	Stahl- oder Edelstahlblech $\geq 2 \text{ mm}$	Tôle en acier ou acier Inox $\geq 2 \text{ mm}$	Steel or stainless steel sheet $\geq 2 \text{ mm}$
5	Stahl- oder Edelstahlblech $\geq 3 \text{ mm}$	Tôle en acier ou acier Inox $\geq 3 \text{ mm}$	Steel or stainless steel sheet $\geq 3 \text{ mm}$
6	Stahl- oder Edelstahlblech $\geq 4 \text{ mm}$	Tôle en acier ou acier Inox $\geq 4 \text{ mm}$	Steel or stainless steel sheet $\geq 4 \text{ mm}$
7	Aluminiumblech $\geq 1,5 \text{ mm}$	Tôle en aluminium $\geq 1,5 \text{ mm}$	Aluminium sheet $\geq 1,5 \text{ mm}$
8	Formstahl $\geq 4 \text{ mm}$	Profilé d'acier $\geq 4 \text{ mm}$	Steel profile $\geq 4 \text{ mm}$
9	Formstahl $\geq 5 \text{ mm}$	Profilé d'acier $\geq 5 \text{ mm}$	Steel profile $\geq 5 \text{ mm}$
10	Formstahl $\geq 10 \text{ mm}$	Profilé d'acier $\geq 10 \text{ mm}$	Steel profile $\geq 10 \text{ mm}$
11	Stahlwinkel 40x40x5 mm	Angle en acier 40x40x5 mm	Steel angle 40x40x5 mm
12	Stahlrohr $\geq 2 \text{ mm}$	Tube d'acier $\geq 2 \text{ mm}$	Steel tube $\geq 2 \text{ mm}$
13	Schraube mit Dübel oder Direktverschraubung, $\varnothing \geq 6 \text{ mm}$ , mit Brandschutz-Zulassung	Vis avec goujon ou autotaraudeuse, $\varnothing \geq 6 \text{ mm}$ , avec homologation coupe-feu	Screw with anchor or direct screwing, $\varnothing \geq 6 \text{ mm}$ , with fire protection approval
14	Schraube, Blindniete oder Lochschweissung	Vis, rivet aveugle, soudure bouchon	Screw, blind rivet or plug welding
15	Stahlschraube $\geq \text{M8}$	Boulon en acier $\geq \text{M8}$	Steel screw $\geq \text{M8}$
16	Senkschraube ISO 7046-1, M5x12	Vis à tête fraisée ISO 7046-1, M5x12	Countersunk screw ISO 7046-1, M5x12
17	Zylinderschraube ISO 4762, M5x16	Vis à tête cylindrique ISO 4762, M5x16	Cylinder head screw ISO 4762, M5x16
18	Sechskantschraube ISO4017, M8	Vis à tête hexagonale ISO4017, M8	Hexagonal bolt ISO4017, M8
19	Macroplast UK8101/UK5400 (Kleber)	Macroplast UK8101/UK5400 (colle)	Macroplast UK8101/UK5400 (glue)
20	Illbruck ME501 Twin Aktiv HI mit Illbruck SP025 Kleber	Illbruck ME501 Twin Aktiv HI avec colle Illbruck SP025	Illbruck ME501 Twin Aktiv HI with Illbruck SP025 glue
21	Terofol sd3 mit Terotech KDS Kleber	Terofol sd3 avec colle Terotech KDS	Terofol sd3 with Terotech KDS glue
22	Terofol sd150	Terofol sd150	Terofol sd150
23	PE-Stopfschnur	PE Cordon de bourrage	PE-Joint backer rod
24	Rundstahl $\varnothing 16 \text{ mm}$	Acier rond $\varnothing 16 \text{ mm}$	Round steel $\varnothing 16 \text{ mm}$
25	Formstahl $\geq 8 \text{ mm}$	Profilé d'acier $\geq 8 \text{ mm}$	Steel profile $\geq 8 \text{ mm}$
26	Formstahl $\geq 3 \text{ mm}$	Profilé d'acier $\geq 3 \text{ mm}$	Steel profile $\geq 3 \text{ mm}$
27	Senkblechschraube $\varnothing 4,2$	Vis à tôle à tête fraisée $\varnothing 4,2$	Countersunk haed tapping screw $\varnothing 4,2$
28	Senkschraube M5	Vis à tête fraisée M5	Countersunk screw M5
29	Stahlrohr $\geq 1,5 \text{ mm}$	Tube d'acier $\geq 1,5 \text{ mm}$	Steel tube $\geq 1,5 \text{ mm}$
30	Distanzband EPDM geschäumt, 15x3 mm	Bande d'écartement EPDM moussée, 15x3 mm	Packing tape EPDM foamed, 15x3 mm

\* ausschliesslich erlaubt

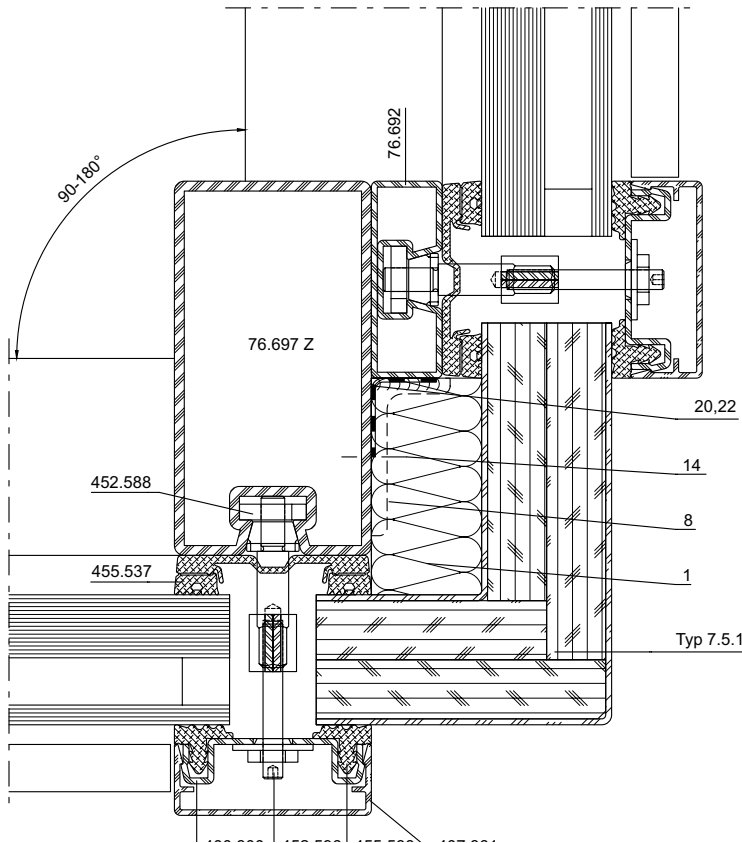
\* exclusivement autorisé

\* exclusively permitted

**Aussenecke 90°**

**Angle extérieur 90°**

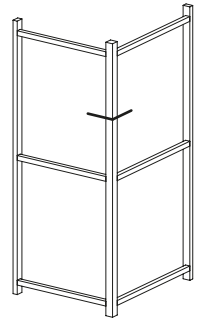
**Outer corner 90°**



**Aufbau:**  
 1x Brandschutzplatte,  $d \geq 15$  mm  
 Mineralwolle,  $d \geq 40$  mm  
**Trennwand:**  
 Brandschutzplatte,  $d \geq (20+15)$  mm  
 Mineralwolle,  $d \geq 40$  mm

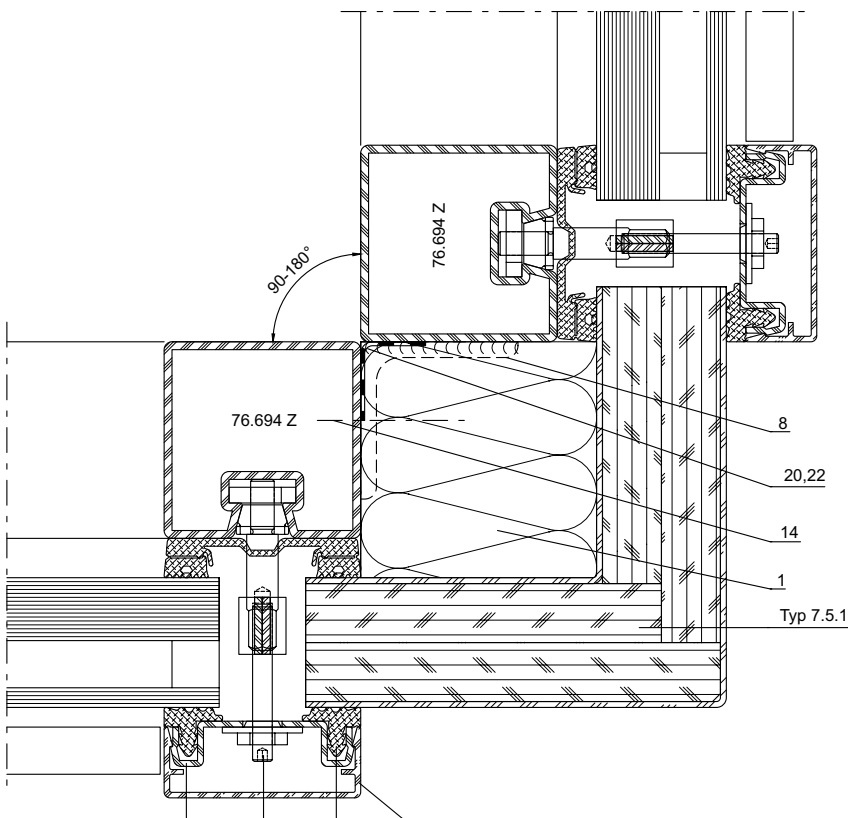
**Composition:**  
 1x Plaque coupe-feu,  $d \geq 15$  mm  
 Laine minérale,  $d \geq 40$  mm  
**Cloison:**  
 Plaque coupe-feu,  $d \geq (20+15)$  mm  
 Laine minérale,  $d \geq 40$  mm

**Composition:**  
 1x Fire-resistant panel,  $d \geq 15$  mm  
 Mineral wool,  $d \geq 40$  mm  
**Partition wall:**  
 Fire-resistant panel,  $d \geq (20+15)$  mm  
 Mineral wool,  $d \geq 40$  mm



**DXF DWG**

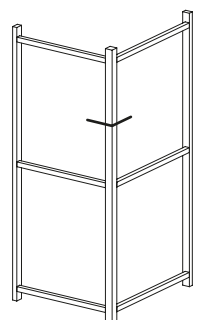
51-0501-K-017



**Aufbau:**  
 1x Brandschutzplatte,  $d \geq 15$  mm  
 Mineralwolle,  $d \geq 40$  mm  
**Trennwand:**  
 Brandschutzplatte,  $d \geq (20+15)$  mm  
 Mineralwolle,  $d \geq 40$  mm

**Composition:**  
 1x Plaque coupe-feu,  $d \geq 15$  mm  
 Laine minérale,  $d \geq 40$  mm  
**Cloison:**  
 Plaque coupe-feu,  $d \geq (20+15)$  mm  
 Laine minérale,  $d \geq 40$  mm

**Composition:**  
 1x Fire-resistant panel,  $d \geq 15$  mm  
 Mineral wool,  $d \geq 40$  mm  
**Partition wall:**  
 Fire-resistant panel,  $d \geq (20+15)$  mm  
 Mineral wool,  $d \geq 40$  mm



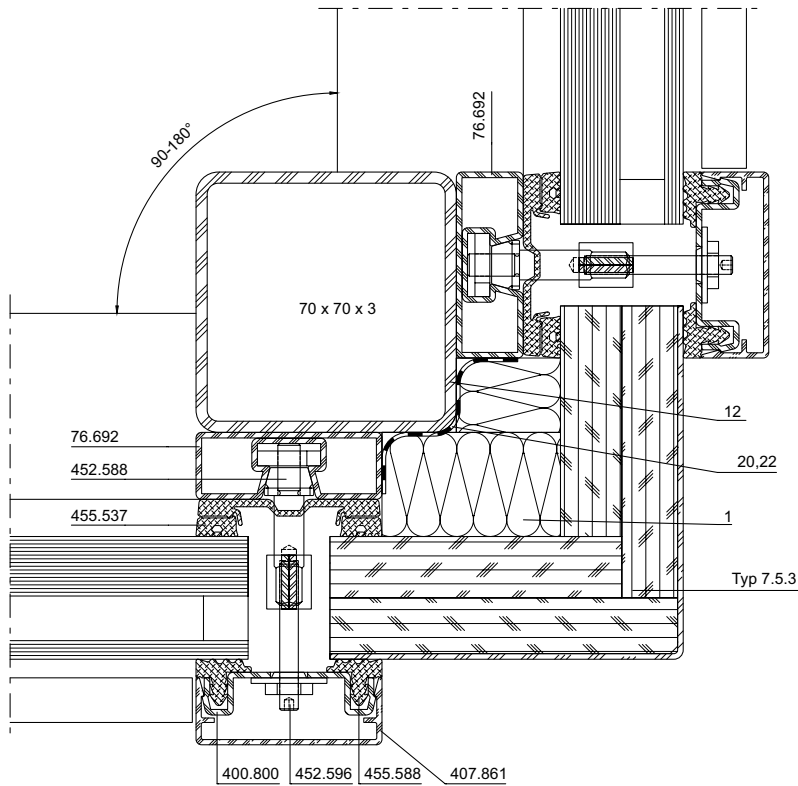
**DXF DWG**

51-0501-K-018

**Aussenecke 90°**

**Angle extérieur 90°**

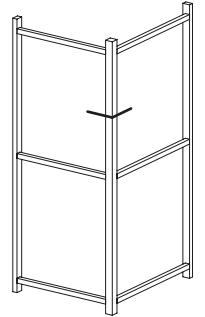
**Outer corner 90°**



**Aufbau:**  
 1x Brandschutzplatte,  $d \geq 15$  mm  
 Mineralwolle,  $d \geq 40$  mm  
**Trennwand:**  
 Brandschutzplatte,  $d \geq (20+15)$  mm  
 Mineralwolle,  $d \geq 40$  mm

**Composition:**  
 1x Plaque coupe-feu,  $d \geq 15$  mm  
 Laine minérale,  $d \geq 40$  mm  
**Cloison:**  
 Plaque coupe-feu,  $d \geq (20+15)$  mm  
 Laine minérale,  $d \geq 40$  mm

**Composition:**  
 1x Fire-resistant panel,  $d \geq 15$  mm  
 Mineral wool,  $d \geq 40$  mm  
**Partition wall:**  
 Fire-resistant panel,  $d \geq (20+15)$  mm  
 Mineral wool,  $d \geq 40$  mm



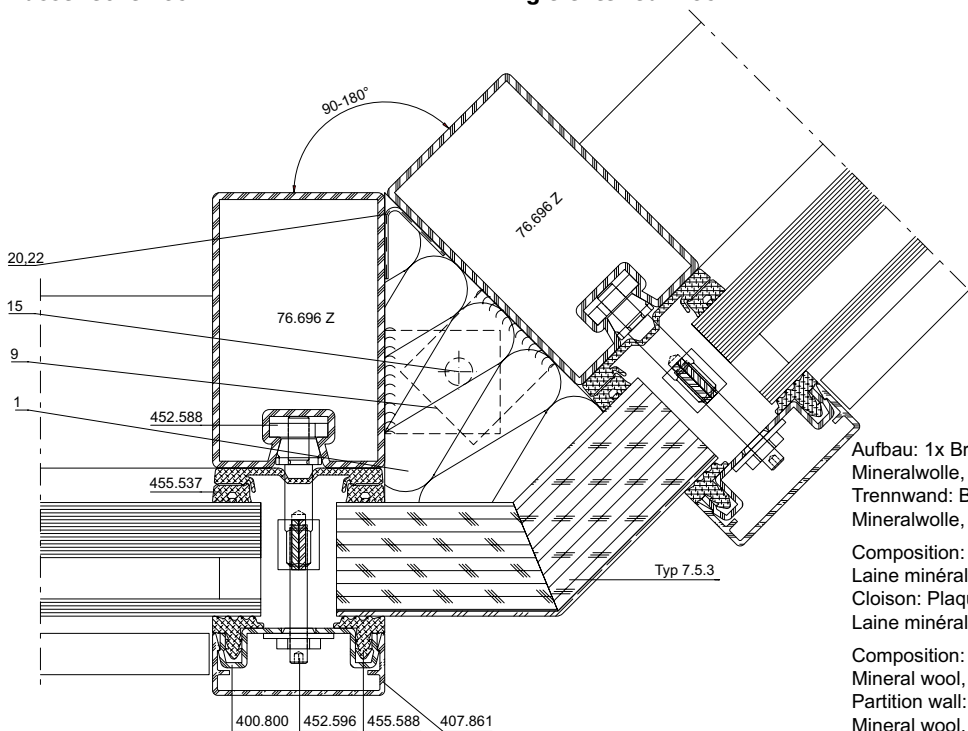
**DXF** **DWG**

51-0501-K-019

**Aussenecke 135°**

**Angle extérieur 135°**

**Outer corner 135°**



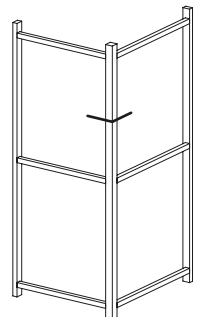
**Aufbau:** 1x Brandschutzplatte,  $d \geq 15$  mm  
 Mineralwolle,  $d \geq 40$  mm  
**Trennwand:** Brandschutzplatte,  $d \geq (20+15)$  mm  
 Mineralwolle,  $d \geq 40$  mm

**Composition:** 1x Plaque coupe-feu,  $d \geq 15$  mm  
 Laine minérale,  $d \geq 40$  mm  
**Cloison:** Plaque coupe-feu,  $d \geq (20+15)$  mm  
 Laine minérale,  $d \geq 40$  mm

**Composition:** 1x Fire-resistant panel,  $d \geq 15$  mm  
 Mineral wool,  $d \geq 40$  mm  
**Partition wall:** Fire-resistant panel,  $d \geq (20+15)$  mm  
 Mineral wool,  $d \geq 40$  mm

**DXF** **DWG**

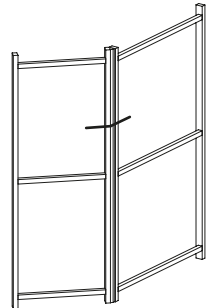
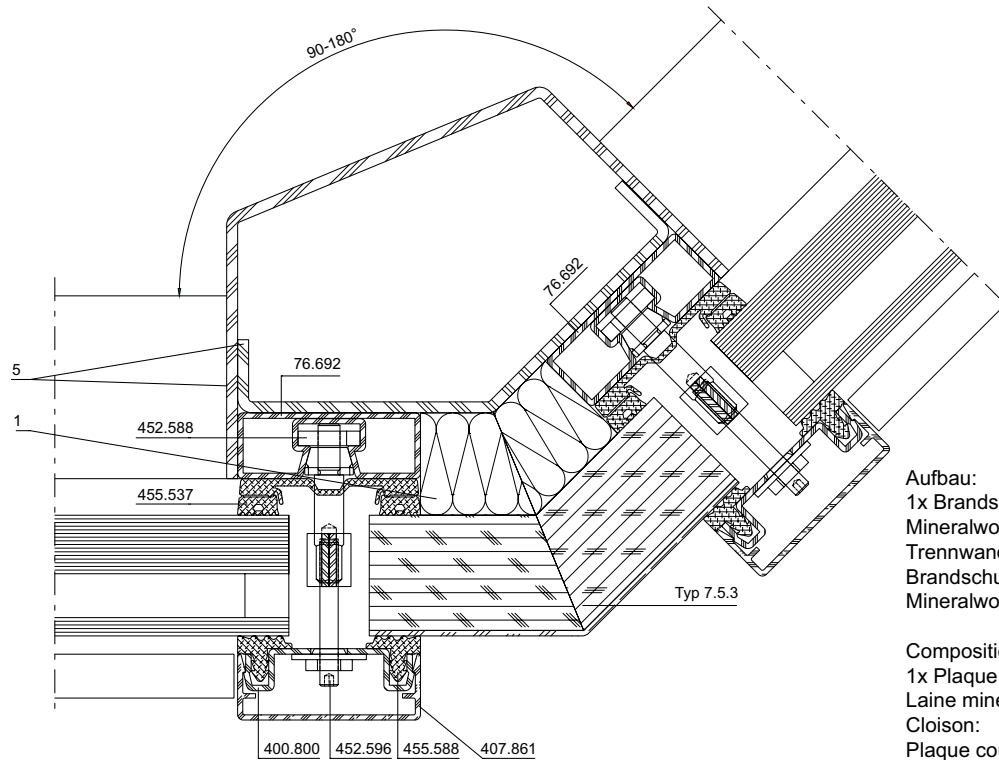
51-0501-K-020



Aussenecke

Angle extérieur

Outer corner



DXF DWG

51-0501-K-021

Aufbau:  
 1x Brandschutzplatte,  $d \geq 15$  mm  
 Mineralwolle,  $d \geq 40$  mm  
 Trennwand:  
 Brandschutzplatte,  $d \geq (20+15)$  mm  
 Mineralwolle,  $d \geq 40$  mm

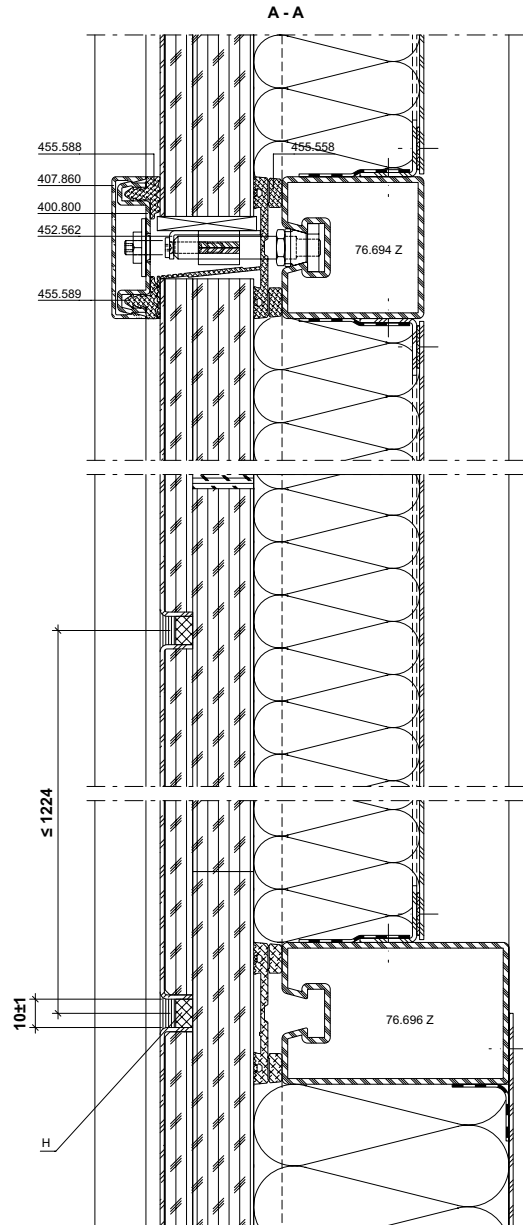
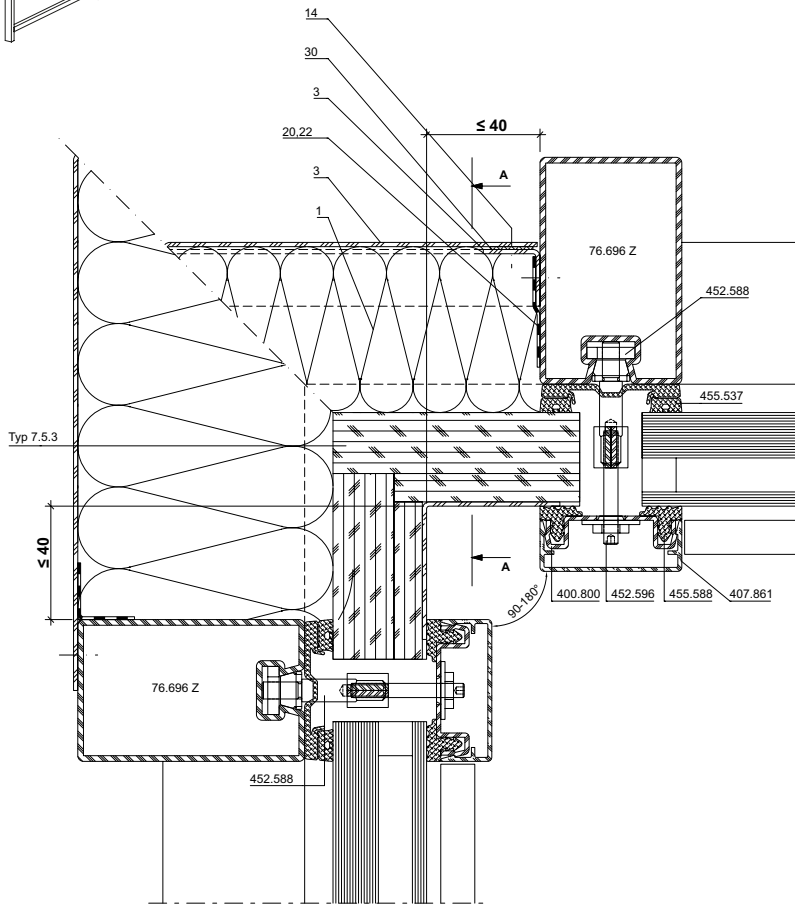
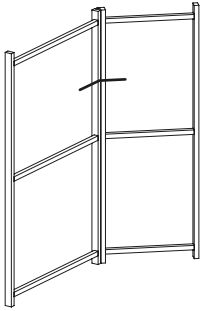
Composition:  
 1x Plaque coupe-feu,  $d \geq 15$  mm  
 Laine minérale,  $d \geq 40$  mm  
 Cloison:  
 Plaque coupe-feu,  $d \geq (20+15)$  mm  
 Laine minérale,  $d \geq 40$  mm

Composition:  
 1x Fire-resistant panel,  $d \geq 15$  mm  
 Mineral wool,  $d \geq 40$  mm  
 Partition wall:  
 Fire-resistant panel,  $d \geq (20+15)$  mm  
 Mineral wool,  $d \geq 40$  mm

**Innenecke 90°-180°**

**Angle intérieur 90°-180°**

**Inner corner 90°-180°**



- Aufbau:**  
 1x Brandschutzplatte, d ≥ 15 mm  
 Mineralwolle, d ≥ 40 mm  
**Trennwand:**  
 Brandschutzplatte, d ≥ (20+15 mm)  
 Mineralwolle, d ≥ 40 mm
- Composition:**  
 1x Plaque coupe-feu, d ≥ 15 mm  
 Laine minérale, d ≥ 40 mm  
**Cloison:**  
 Plaque coupe-feu, d ≥ (20+15 mm)  
 Laine minérale, d ≥ 40 mm
- Composition:**  
 1x Fire-resistant panel, d ≥ 15 mm  
 Mineral wool, d ≥ 40 mm  
**Partition wall:**  
 Fire-resistant panel, d ≥ (20+15 mm)  
 Mineral wool, d ≥ 40 mm

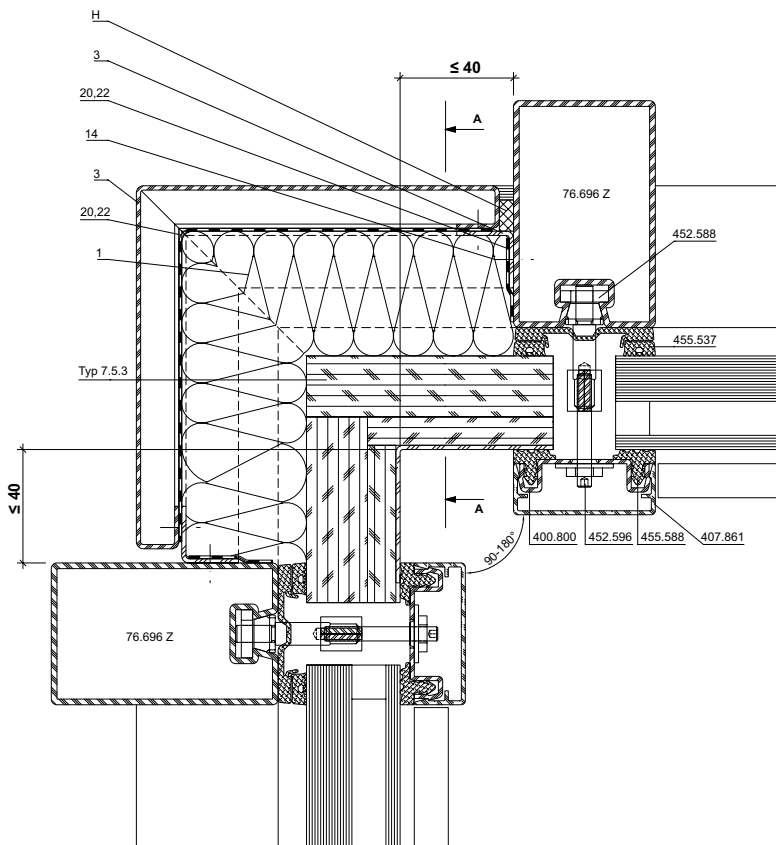
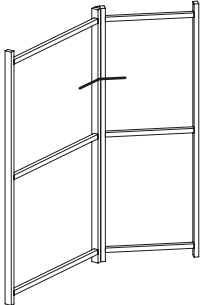
**DXF DWG**

51-0501-K-008

**Innenecke 90°-180°**

**Angle intérieur 90°-180°**

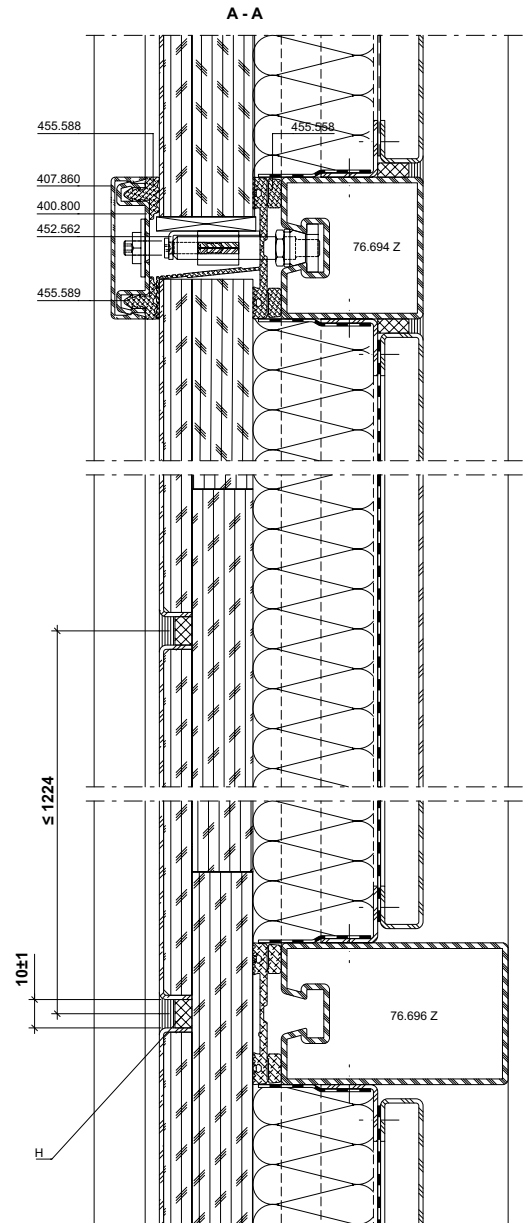
**Inner corner 90°-180°**



**Aufbau:**  
 1x Brandschutzplatte,  $d \geq 15$  mm  
 Mineralwolle,  $d \geq 40$  mm  
**Trennwand:**  
 Brandschutzplatte,  $d \geq (20+15)$  mm  
 Mineralwolle,  $d \geq 40$  mm

**Composition:**  
 1x Plaque coupe-feu,  $d \geq 15$  mm  
 Laine minérale,  $d \geq 40$  mm  
**Cloison:**  
 Plaque coupe-feu,  $d \geq (20+15)$  mm  
 Laine minérale,  $d \geq 40$  mm

**Composition:**  
 1x Fire-resistant panel,  $d \geq 15$  mm  
 Mineral wool,  $d \geq 40$  mm  
**Partition wall:**  
 Fire-resistant panel,  $d \geq (20+15)$  mm  
 Mineral wool,  $d \geq 40$  mm



**DXF** **DWG**

51-0501-K-009



Anschlüsse am Bau im Massstab 1:2

Raccords au mur à l'échelle 1:2

Attachment to structure on scale 1:2

VISS Fire EI30 Fassade/Trennwand

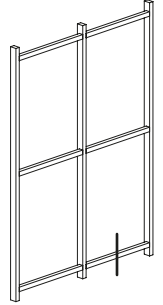
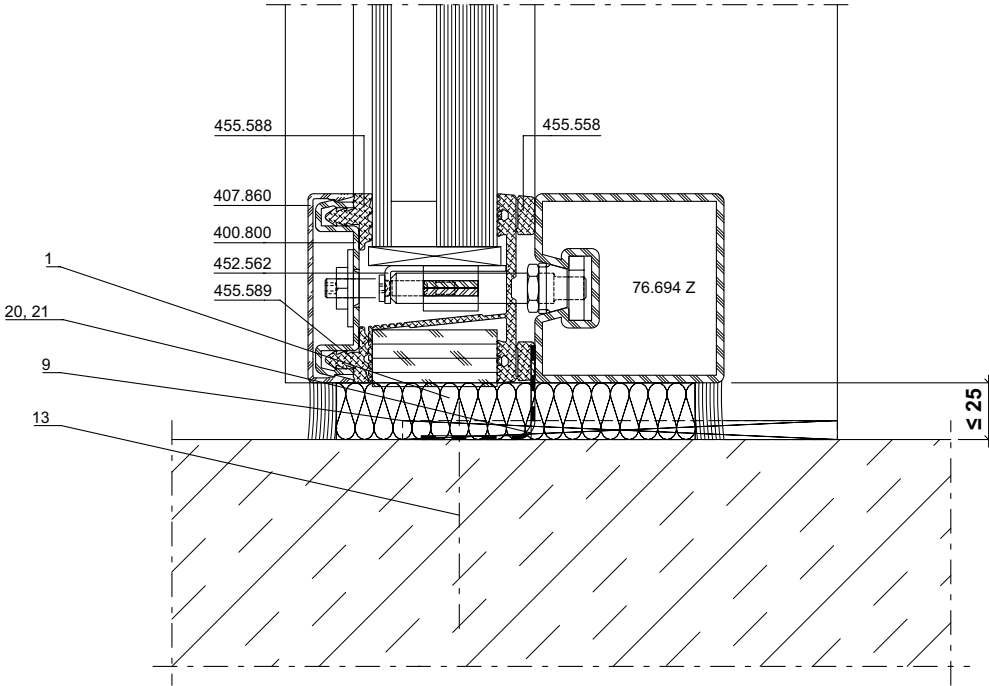
VISS Fire EI30 façade/cloison

VISS Fire EI30 façade/partition wall

Bodenanschluss

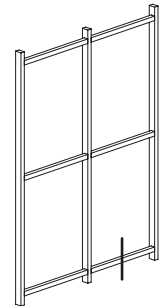
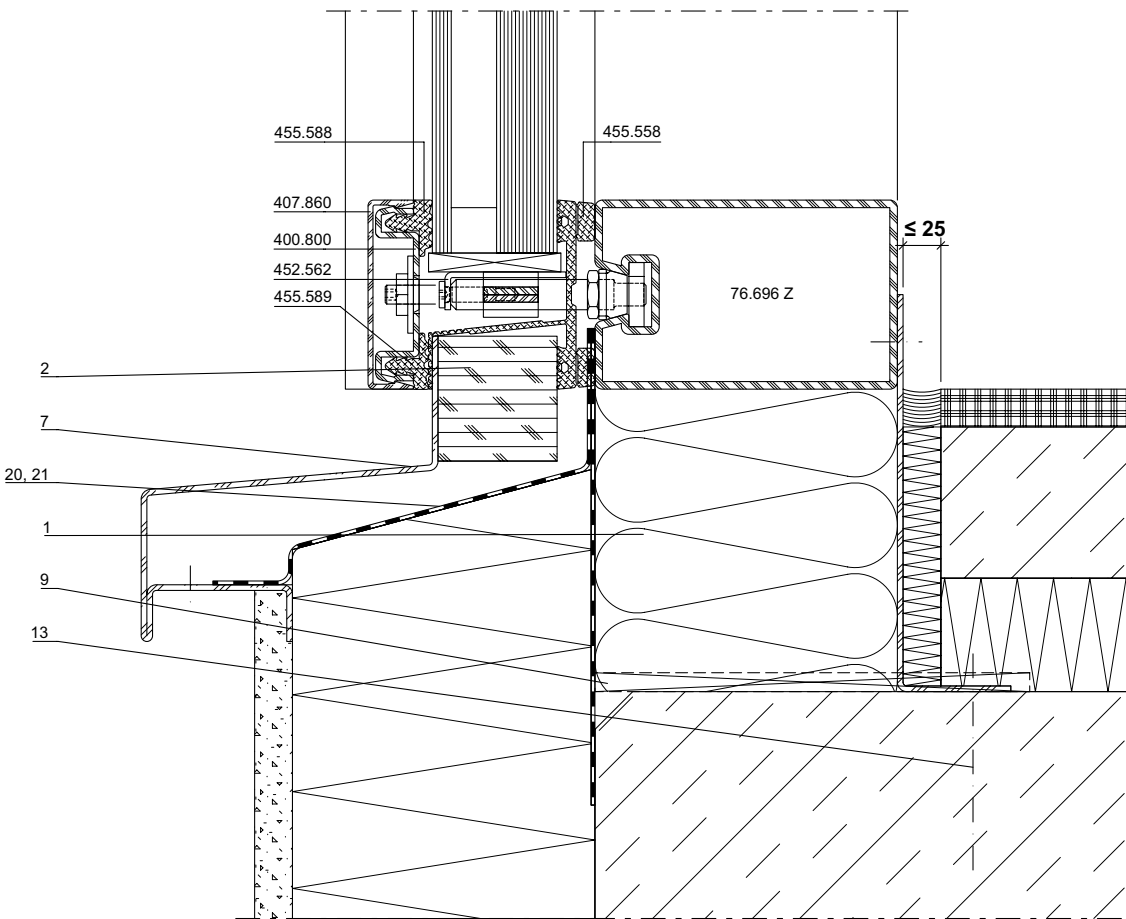
Fixation au sol

Floor attachment



DXF DWG

51-0501-A-001



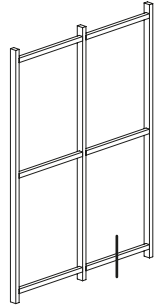
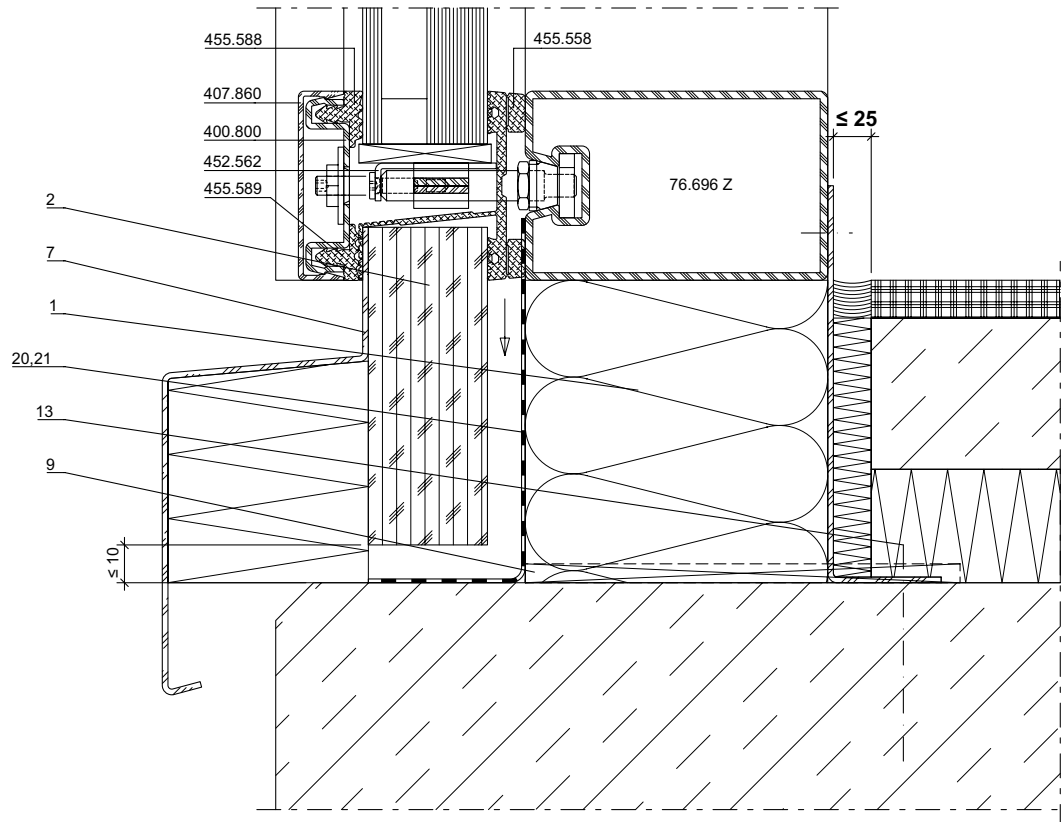
DXF DWG

51-0501-A-002

Bodenanschluss

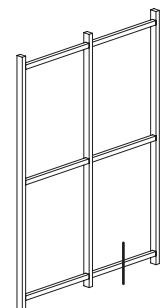
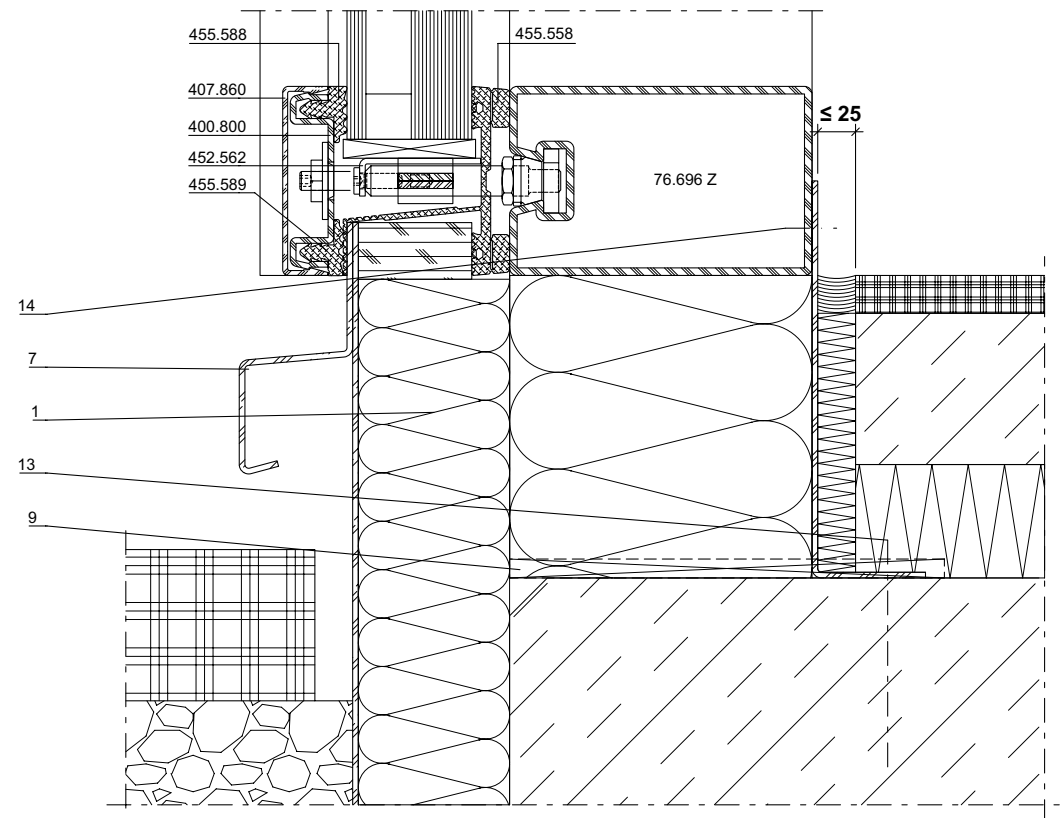
Fixation au sol

Floor attachment



DXF DWG

51-0501-A-003



DXF DWG

51-0501-A-004

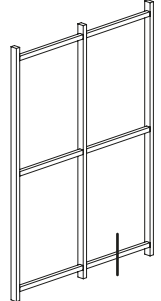
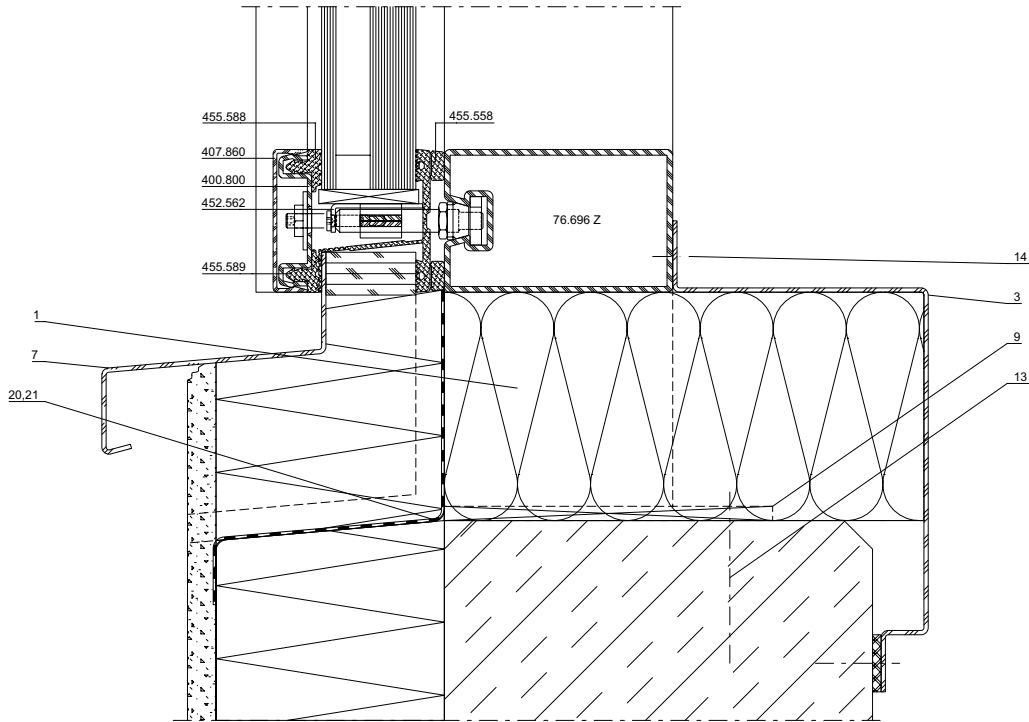
Anschlüsse am Bau im Massstab 1:2  
Raccords au mur à l'échelle 1:2  
Attachment to structure on scale 1:2

VISS Fire EI30 Fassade/Trennwand  
VISS Fire EI30 façade/cloison  
VISS Fire EI30 façade/partition wall

Bodenanschluss

Fixation au sol

Floor attachment



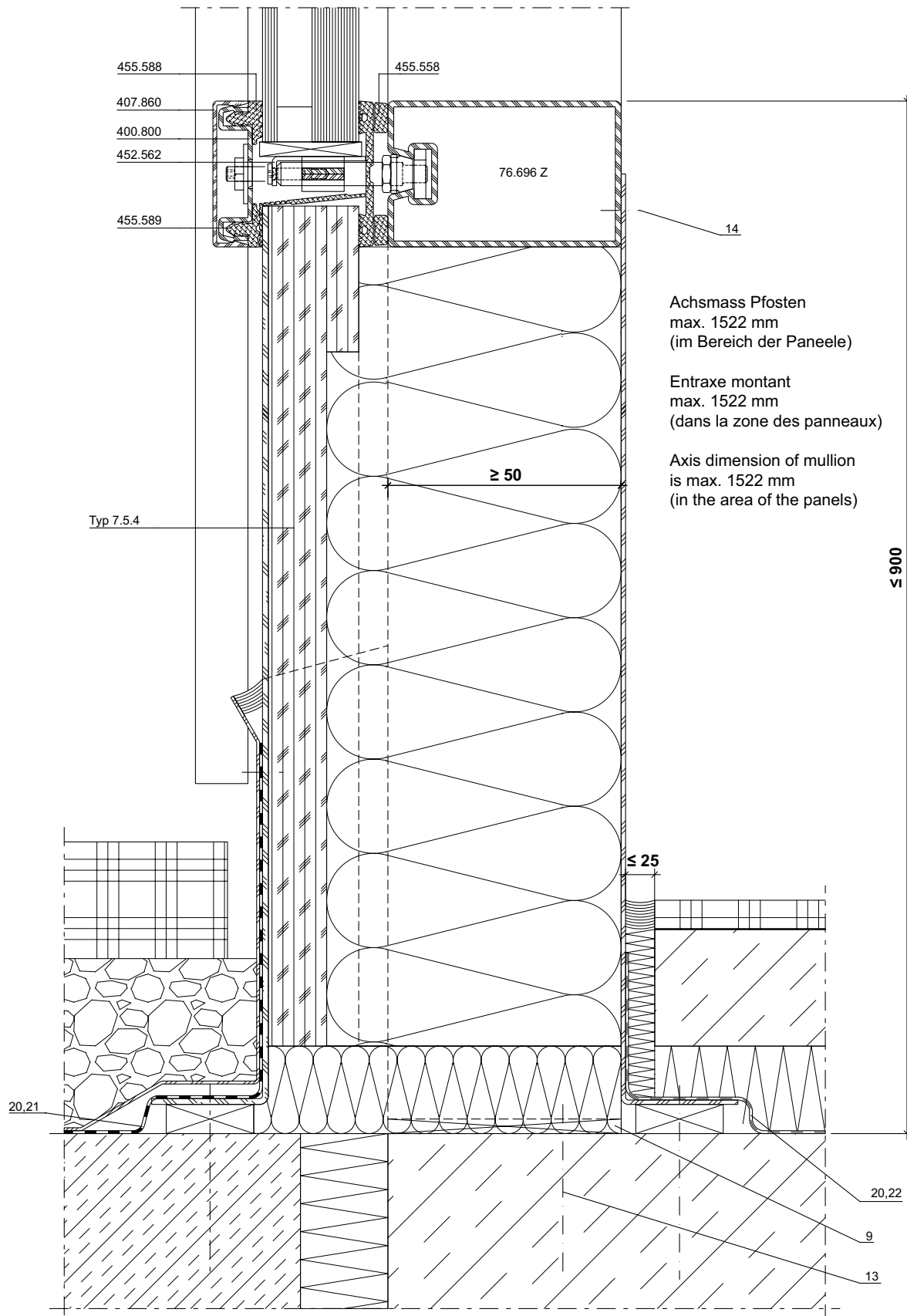
DXF DWG

51-0501A-005

Bodenanschluss

Fixation au sol

Floor attachment



DXF DWG  
 51-0501-A-006

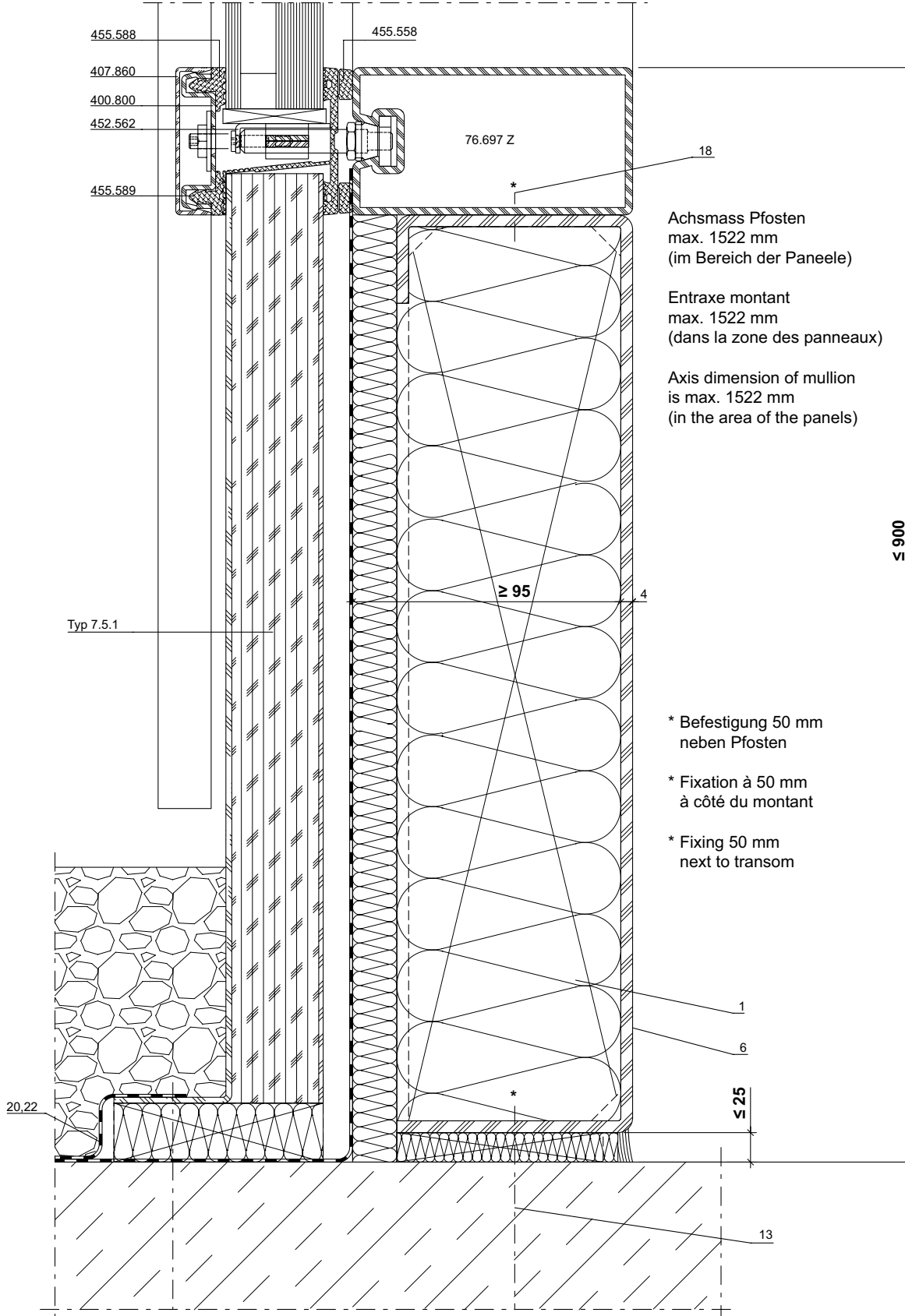
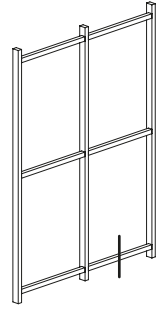
Anschlüsse am Bau im Massstab 1:2  
 Raccords au mur à l'échelle 1:2  
 Attachment to structure on scale 1:2

VISS Fire EI30 Fassade/Trennwand  
 VISS Fire EI30 façade/cloison  
 VISS Fire EI30 façade/partition wall

Bodenanschluss

Fixation au sol

Floor attachment



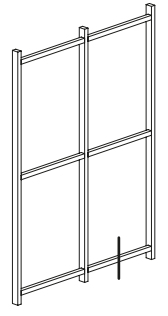
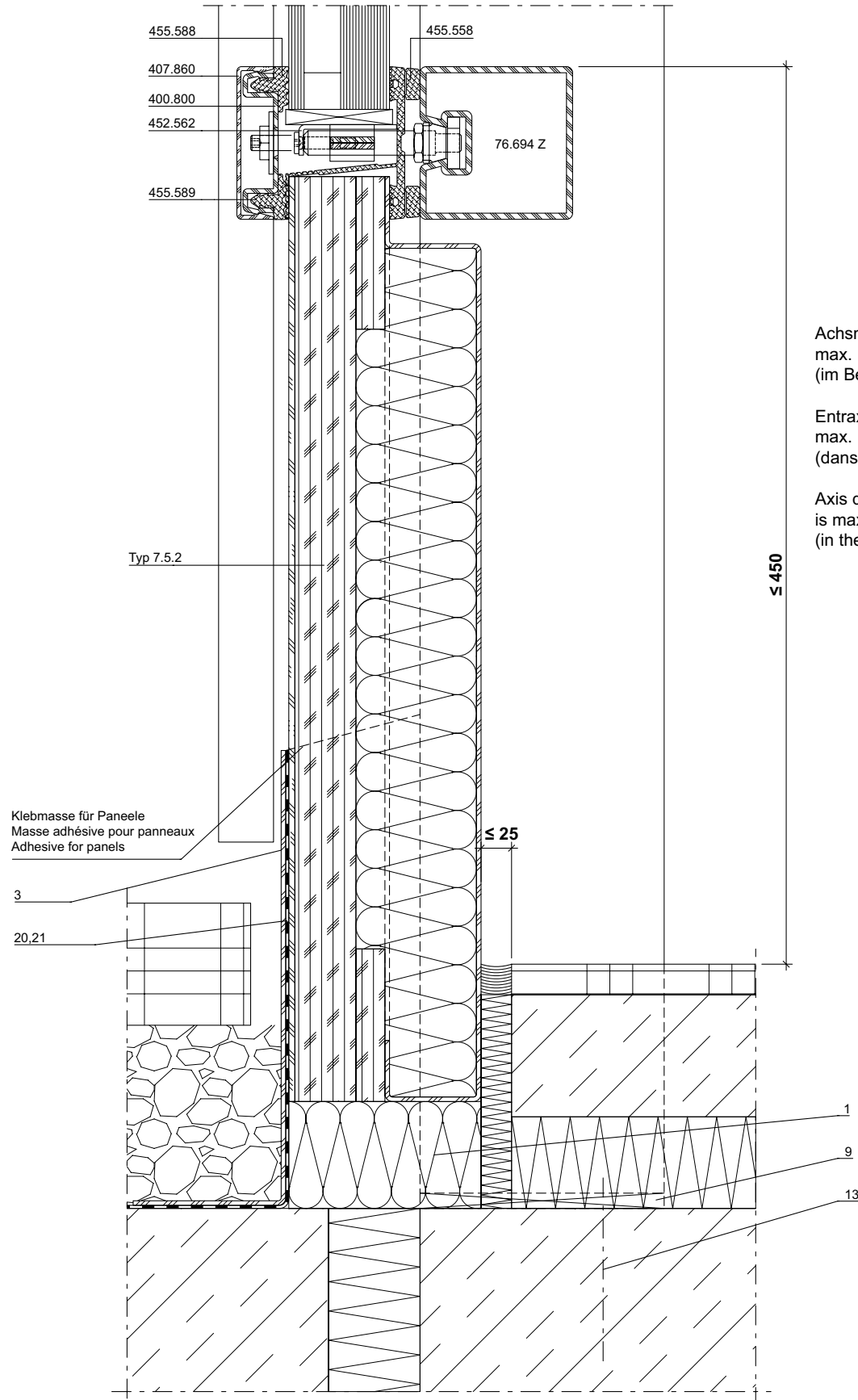
DXF DWG

51-0501-A-007

Bodenanschluss

Fixation au sol

Floor attachment



Achsmass Pfosten  
max. 1522 mm  
(im Bereich der Paneele)

Entraxe montant  
max. 1522 mm  
(dans la zone des panneaux)

Axis dimension of mullion  
is max. 1522 mm  
(in the area of the panels)

≤ 450

DXF DWG

51-0501-A-008

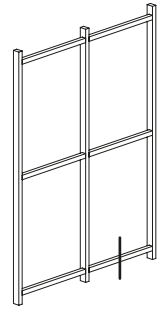
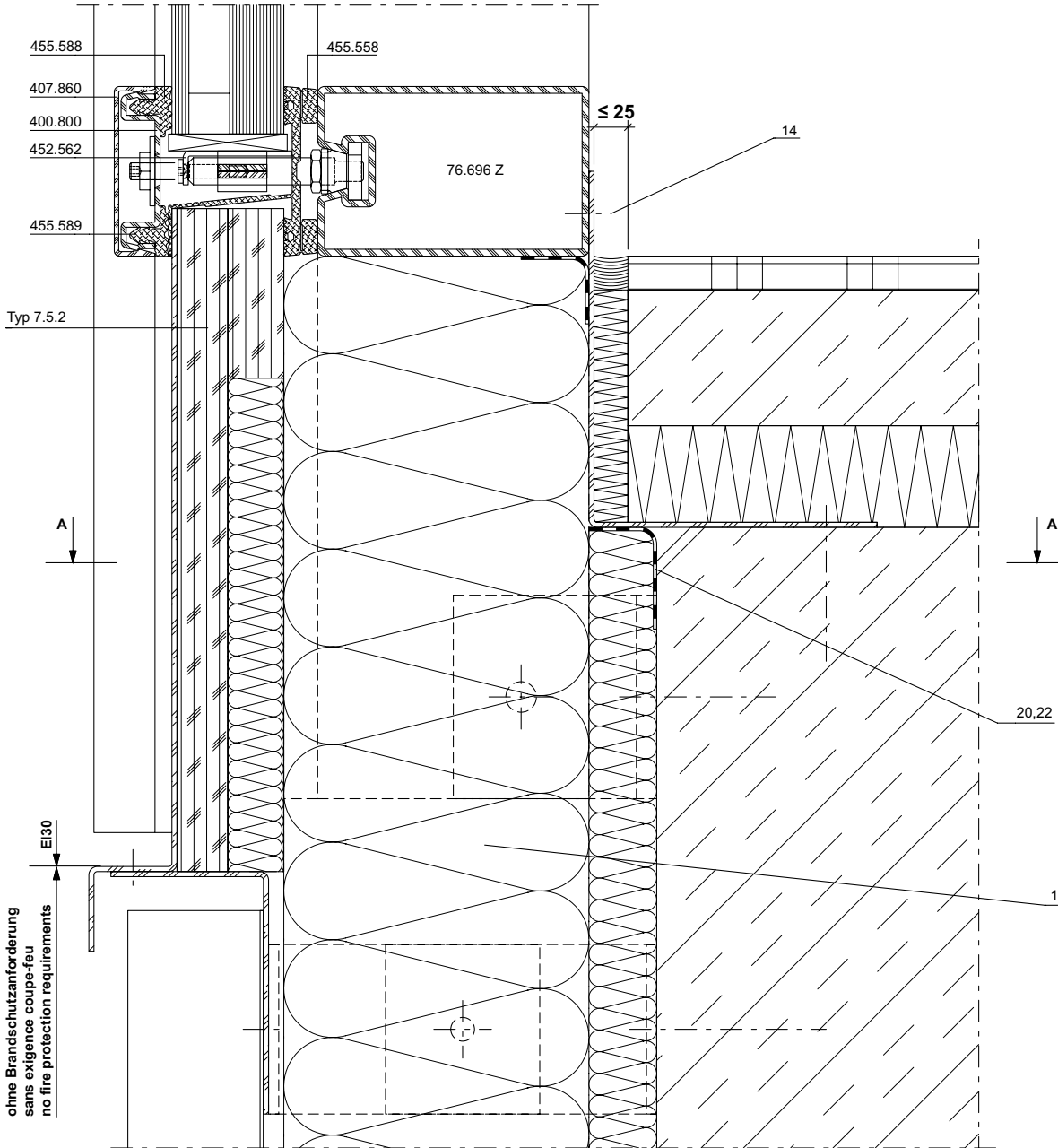
**Anschlüsse am Bau im Massstab 1:2**  
**Raccords au mur à l'échelle 1:2**  
**Attachment to structure on scale 1:2**

**VISS Fire EI30 Fassade/Trennwand**  
**VISS Fire EI30 façade/cloison**  
**VISS Fire EI30 façade/partition wall**

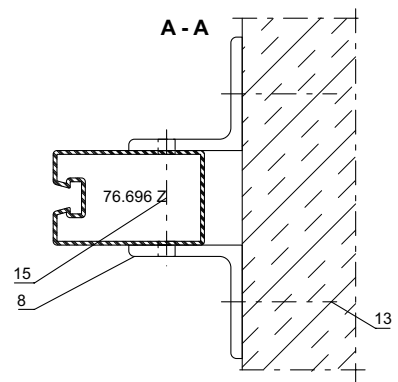
**Bodenanschluss**

**Fixation au sol**

**Floor attachment**



ohne Brandschutzanforderung  
sans exigence coupe-feu  
no fire protection requirements



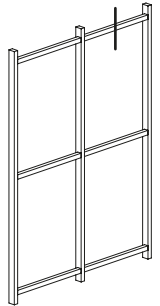
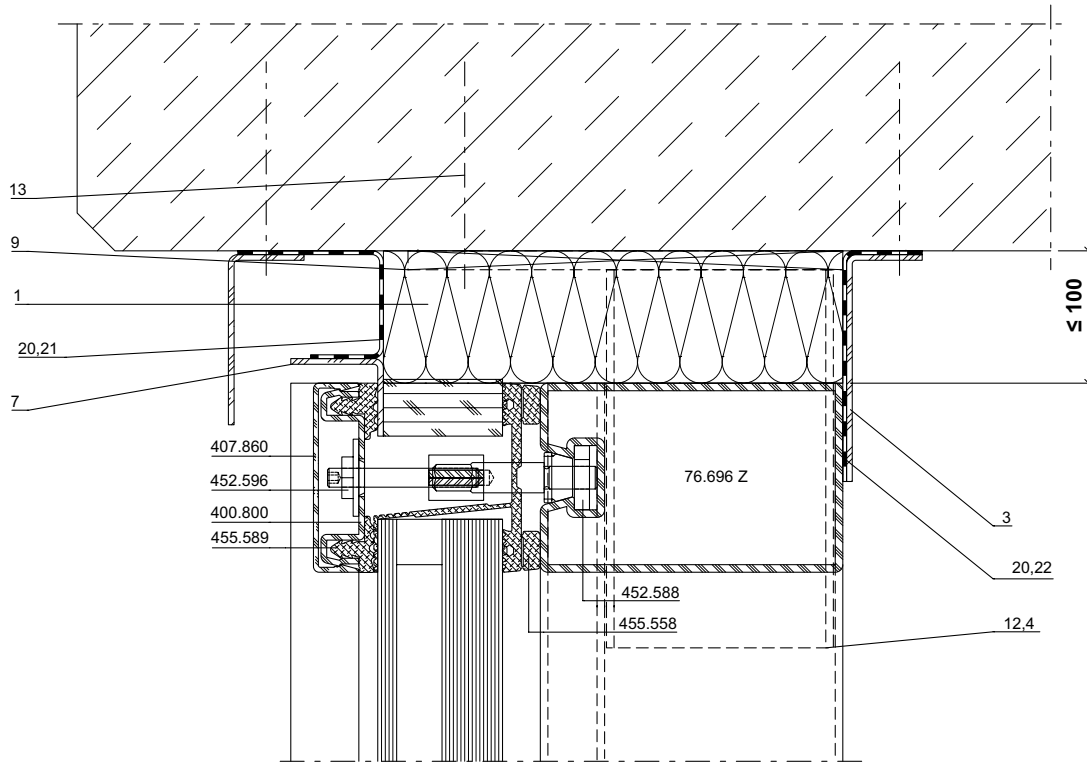
**DXF DWG**

51-0501-A-009

Deckenanschluss

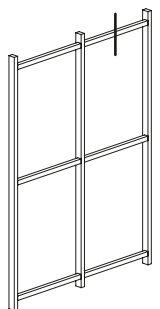
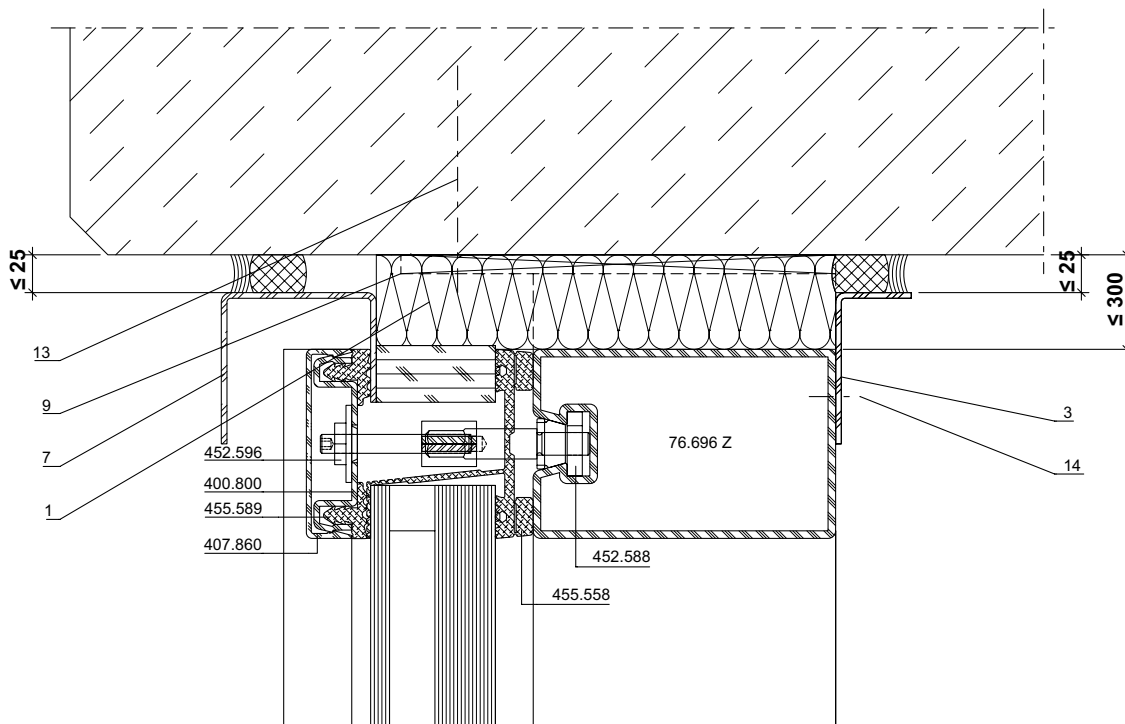
Fixation au plafond

Intermediate floor attachment



**DXF** **DWG**

51-0501-A-011



**DXF** **DWG**

51-0501-A-012



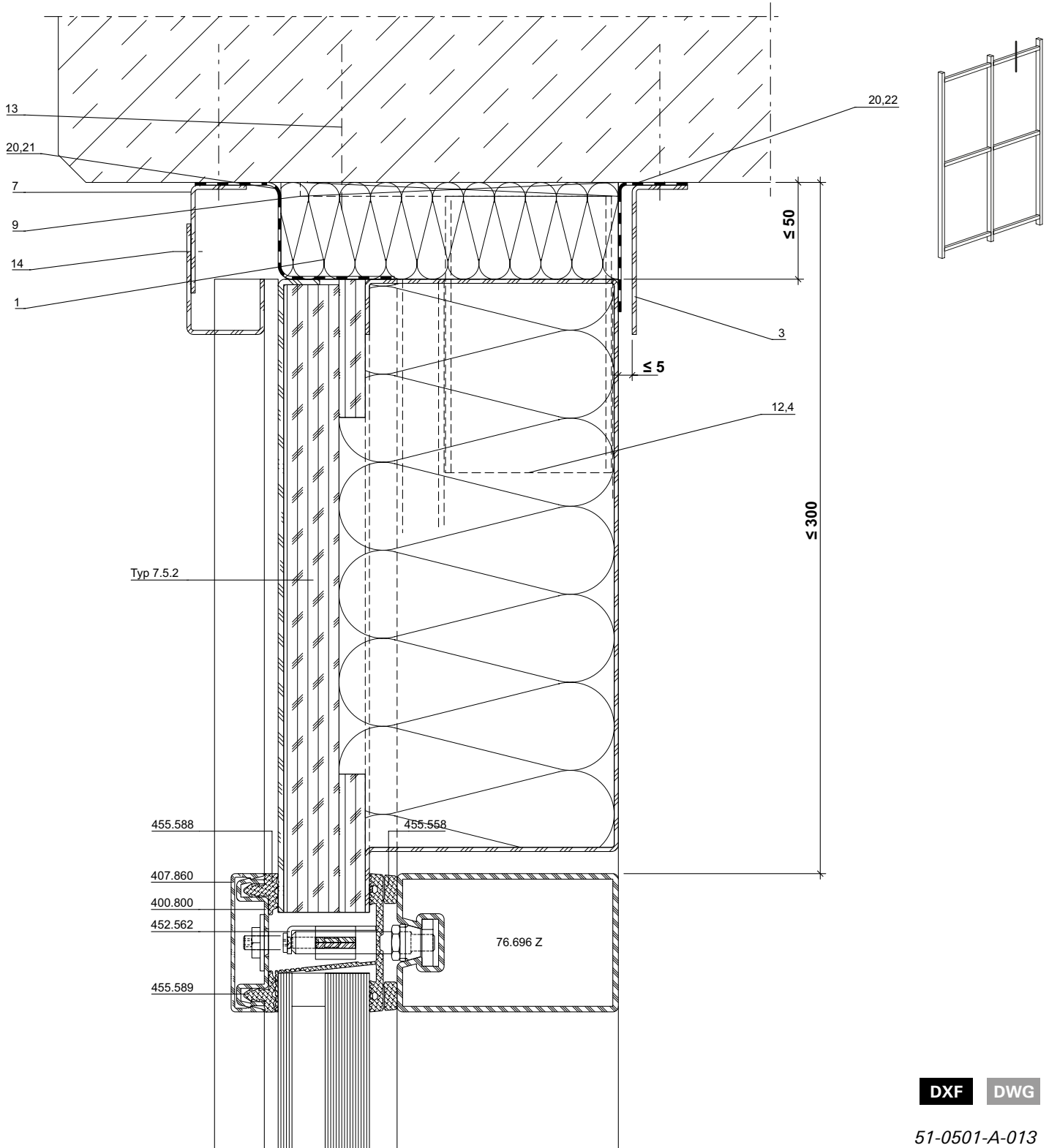
Anschlüsse am Bau im Massstab 1:2  
Raccords au mur à l'échelle 1:2  
Attachment to structure on scale 1:2

VISS Fire EI30 Fassade/Trennwand  
VISS Fire EI30 façade/cloison  
VISS Fire EI30 façade/partition wall

Deckenanschluss

Fixation au plafond

Intermediate floor attachment



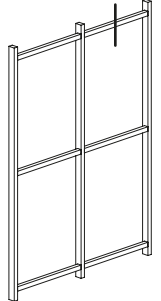
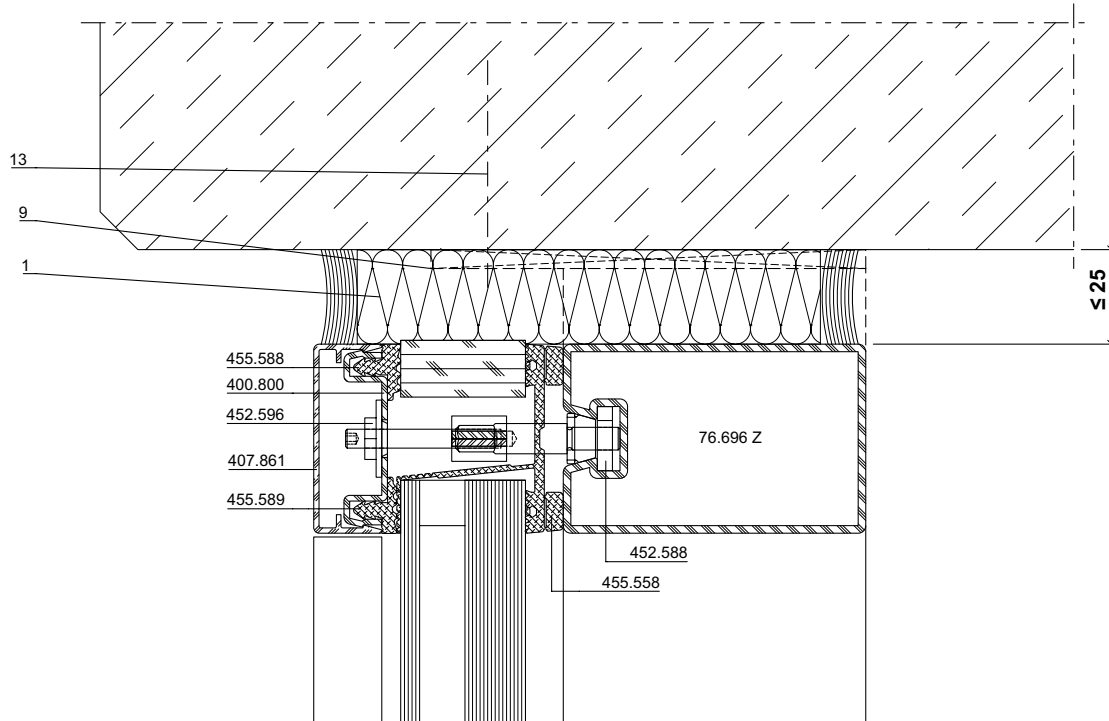
Anschlüsse am Bau im Masstab 1:2  
Raccords au mur à l'échelle 1:2  
Attachment to structure on scale 1:2

VISS Fire EI30 Fassade/Trennwand  
VISS Fire EI30 façade/cloison  
VISS Fire EI30 façade/partition wall

Deckenanschluss

Fixation au plafond

Intermediate floor attachment



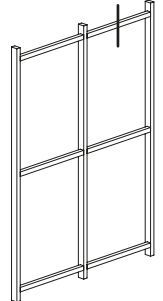
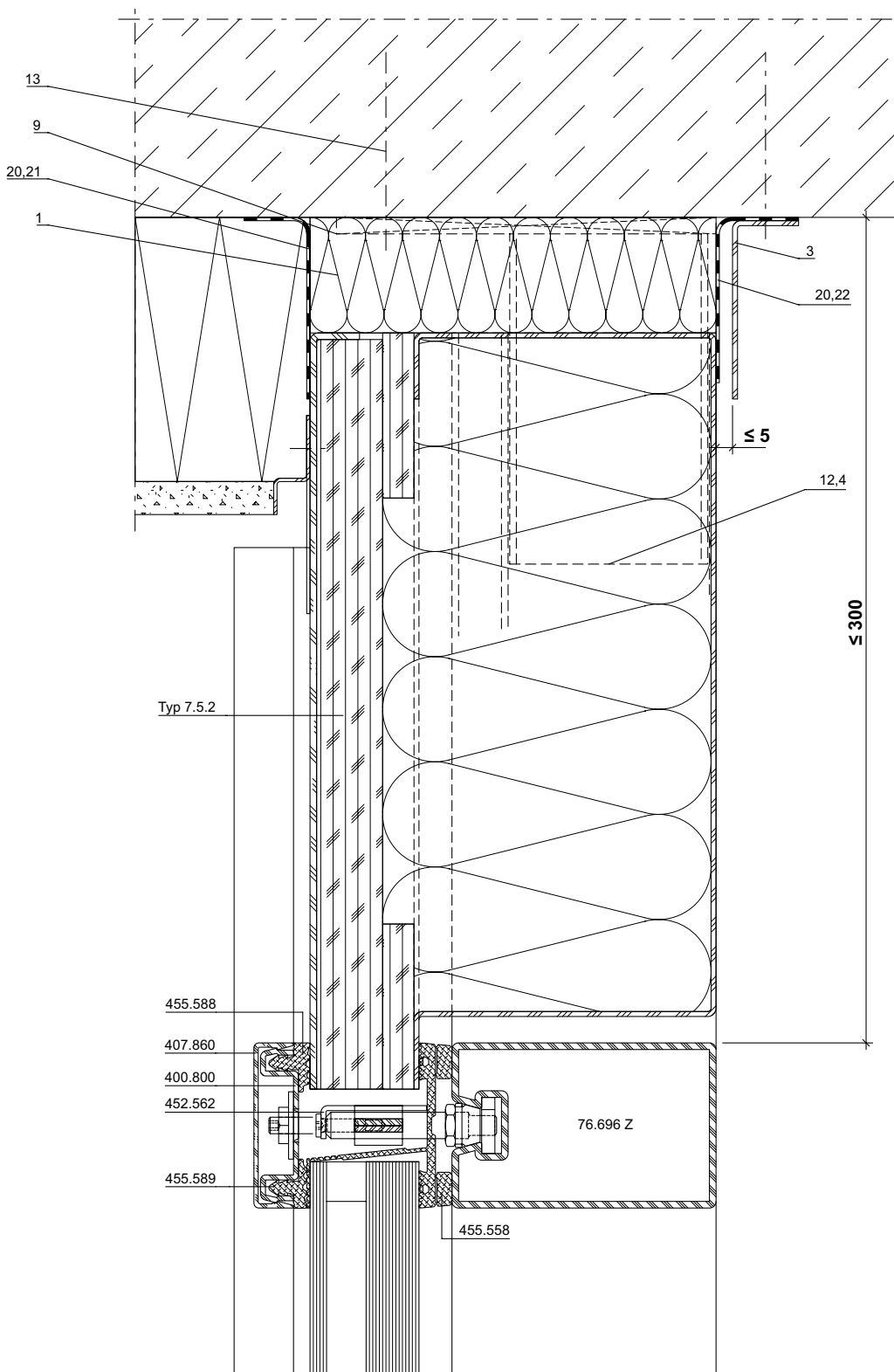
DXF DWG

51-0501-A-014

**Deckenanschluss**

**Fixation au plafond**

**Intermediate floor attachment**



**DXF** **DWG**

51-0501-A-015

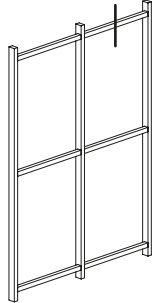
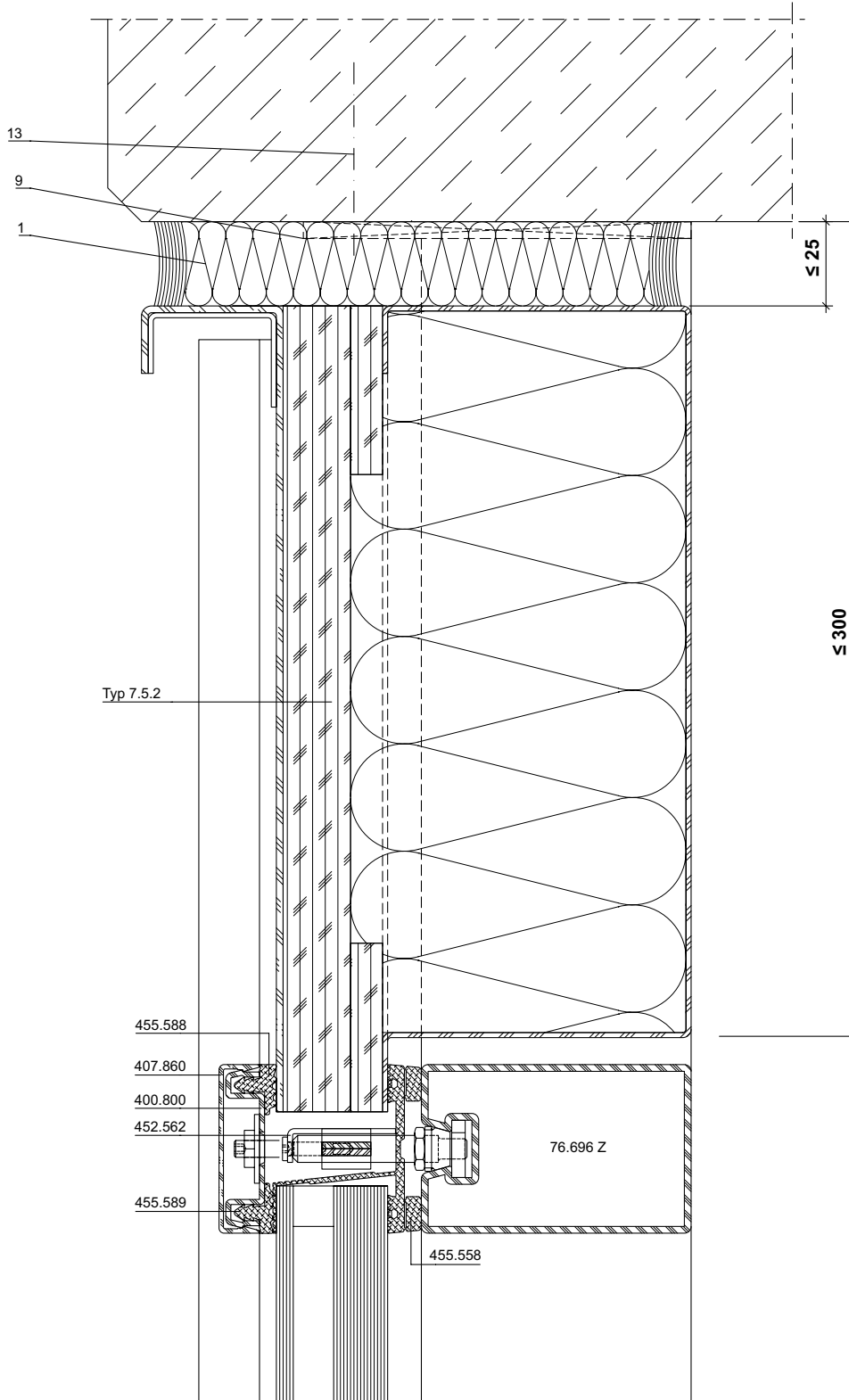
Anschlüsse am Bau im Massstab 1:2  
Raccords au mur à l'échelle 1:2  
Attachment to structure on scale 1:2

VISS Fire EI30 Fassade/Trennwand  
VISS Fire EI30 façade/cloison  
VISS Fire EI30 façade/partition wall

Deckenanschluss

Fixation au plafond

Intermediate floor attachment



DXF DWG

51-0501-A-016

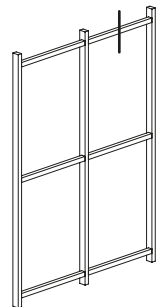
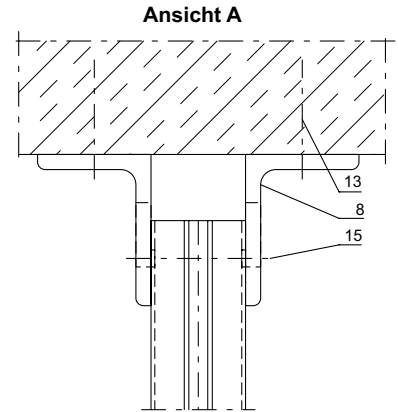
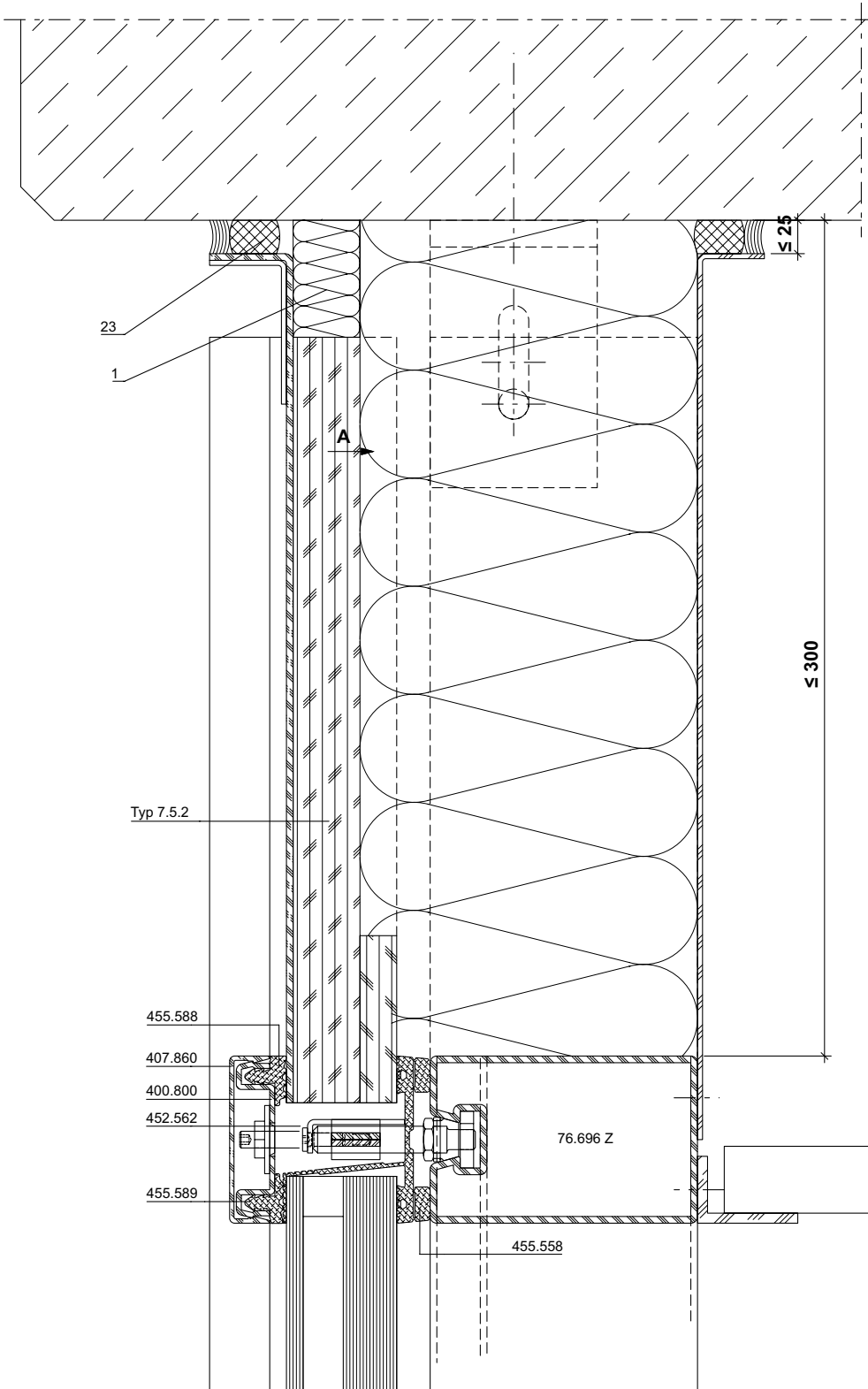
Anschlüsse am Bau im Massstab 1:2  
 Raccords au mur à l'échelle 1:2  
 Attachment to structure on scale 1:2

VISS Fire EI30 Fassade/Trennwand  
 VISS Fire EI30 façade/cloison  
 VISS Fire EI30 façade/partition wall

Deckenanschluss

Fixation au plafond

Intermediate floor attachment



DXF DWG

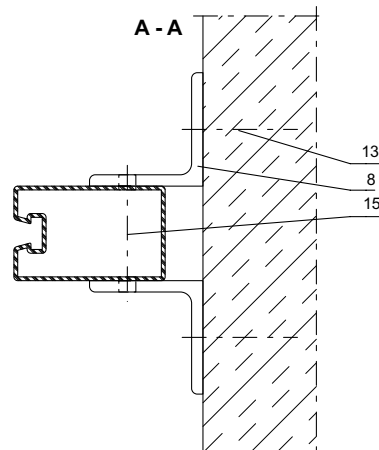
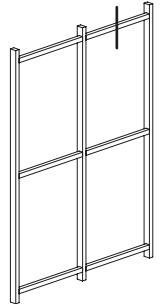
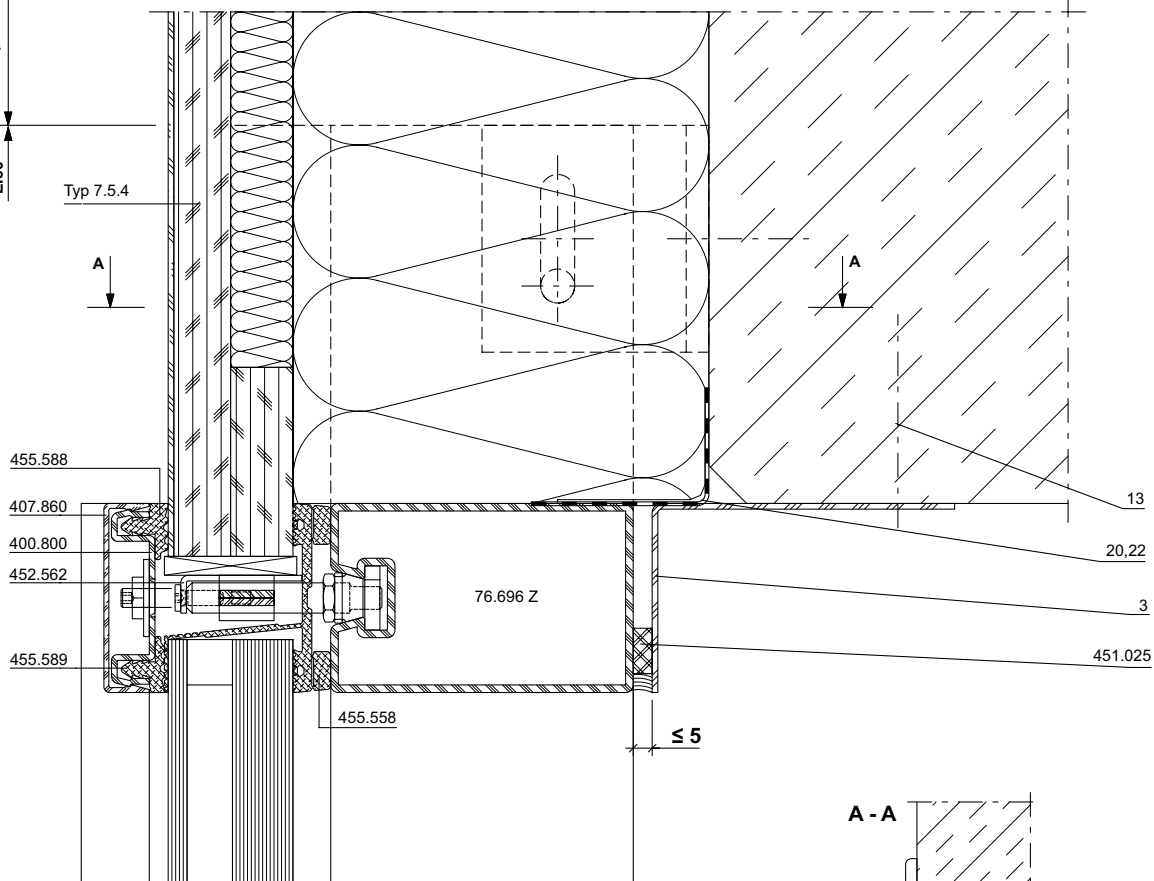
51-0501-A-017

Deckenanschluss

Fixation au plafond

Intermediate floor attachment

ohne Brandschutzanforderung  
 sans exigence coupe-feu  
 no fire protection requirements  
 EI30



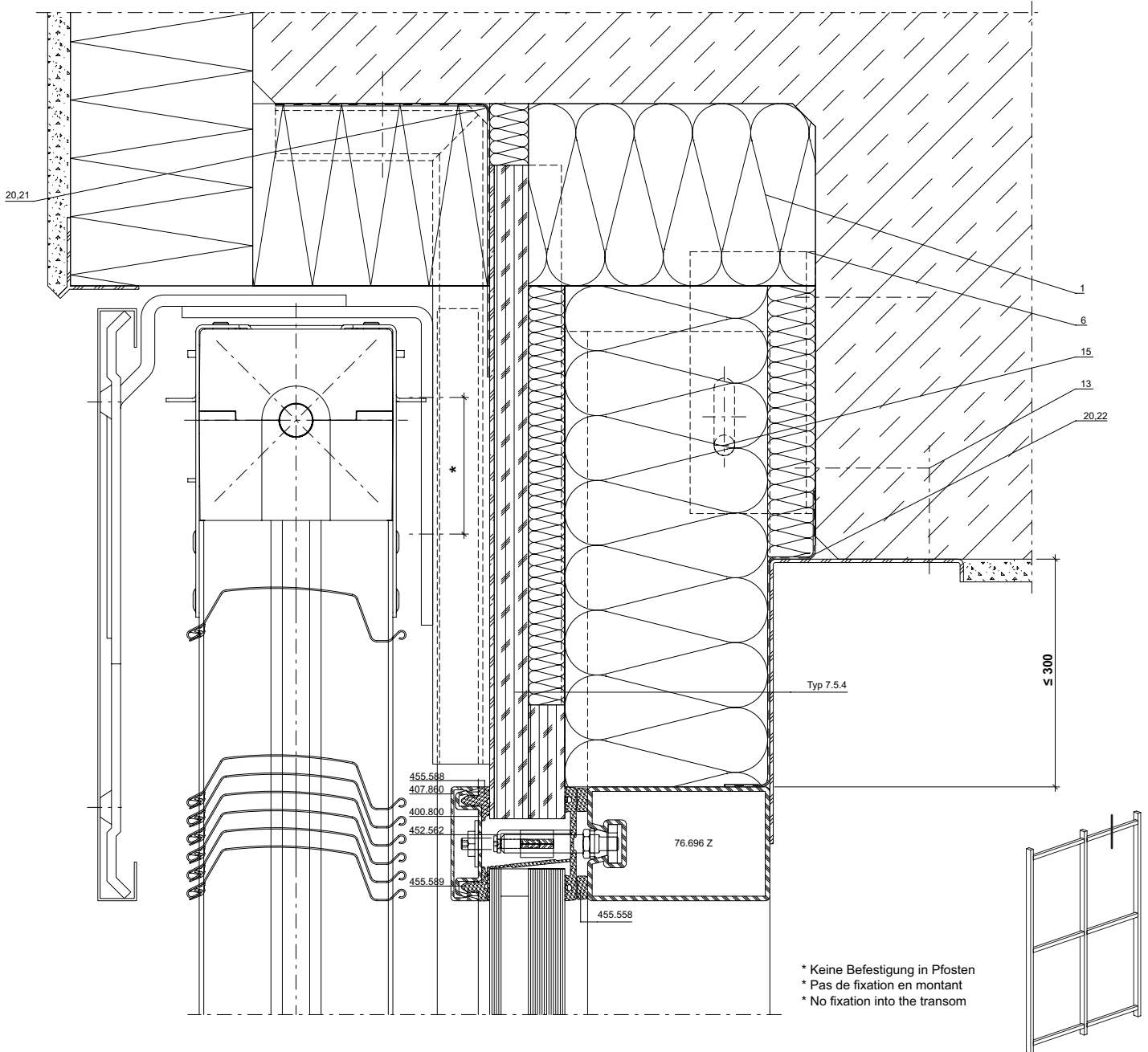
**DXF** **DWG**

51-0501-A-018

**Deckenanschluss**

**Fixation au plafond**

**Intermediate floor attachment**



**DXF** **DWG**

51-0501-A-020

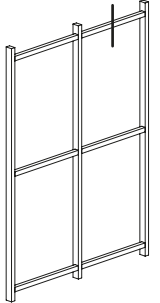
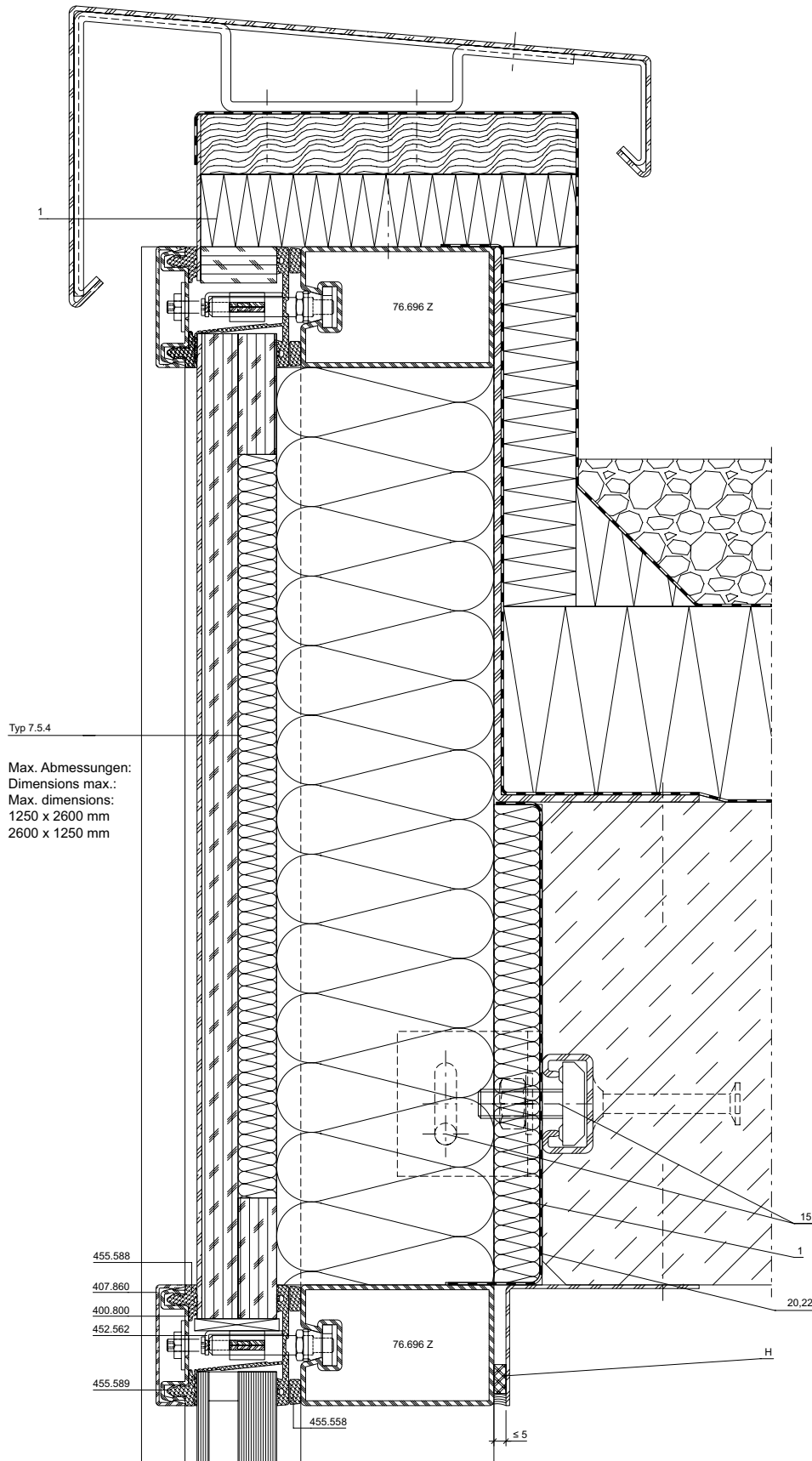
Anschlüsse am Bau im Masstab 1:2  
 Raccords au mur à l'échelle 1:2  
 Attachment to structure on scale 1:2

VISS Fire EI30 Fassade/Trennwand  
 VISS Fire EI30 façade/cloison  
 VISS Fire EI30 façade/partition wall

Deckenanschluss

Fixation au plafond

Intermediate floor attachment



**DXF** **DWG**

51-0501-A-022

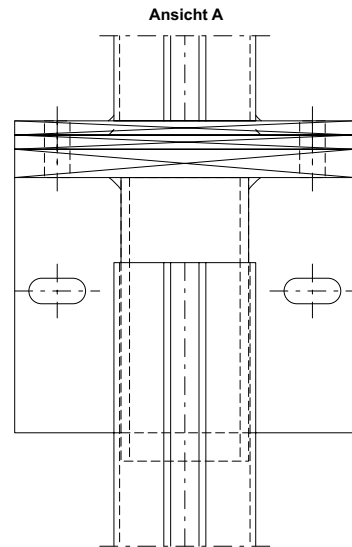
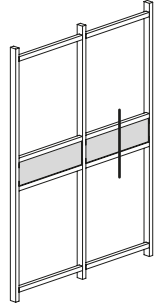
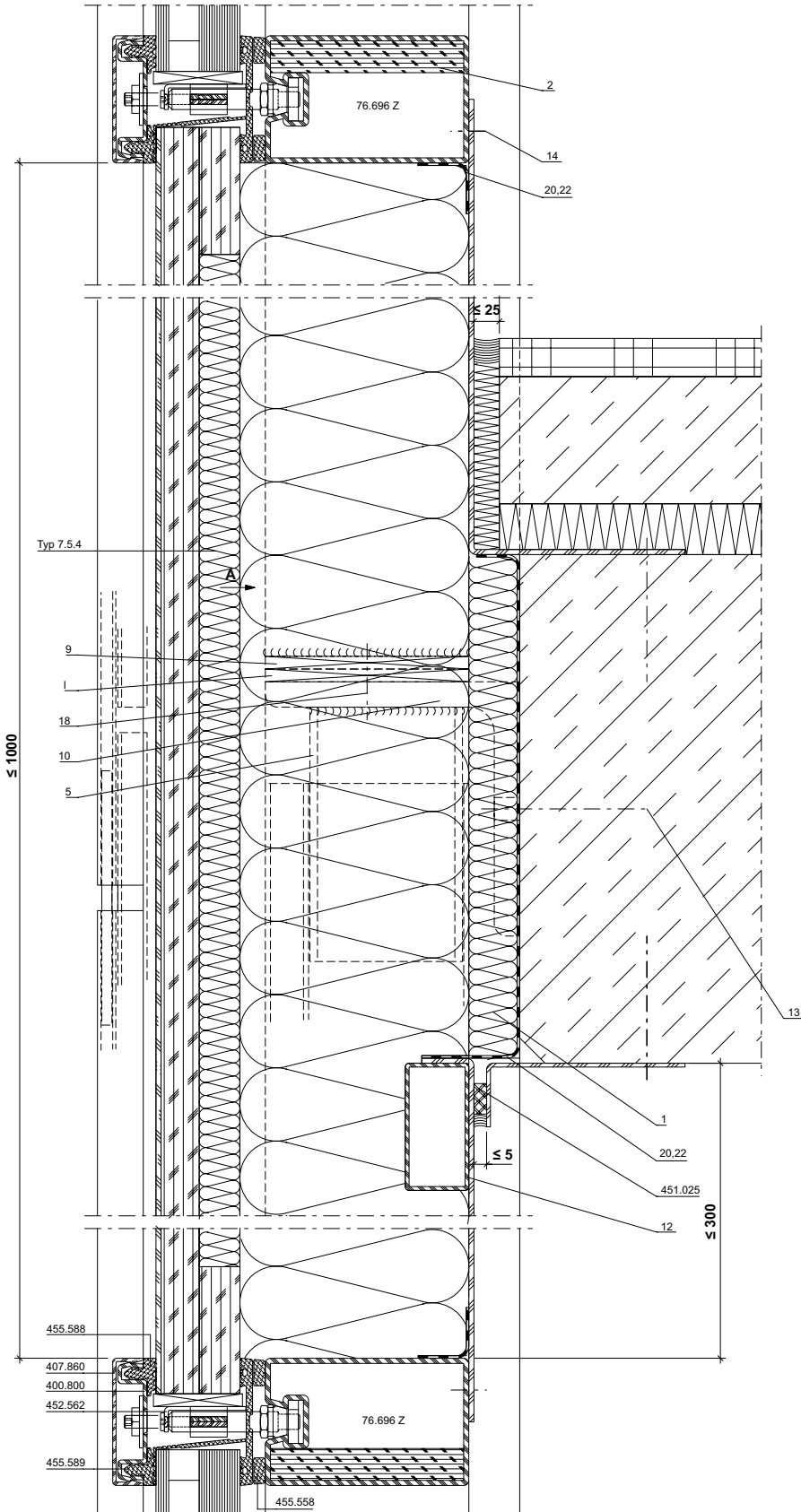


Anschlüsse am Bau  
 Raccords au mur  
 Attachment to structure

VISS Fire EI30 Fassade/Trennwand  
 VISS Fire EI30 façade/cloison  
 VISS Fire EI30 façade/partition wall

Boden- / Deckenanschluss vorge setzt Raccord intermédiaire

Forward-mounted floor /  
 ceiling attachment



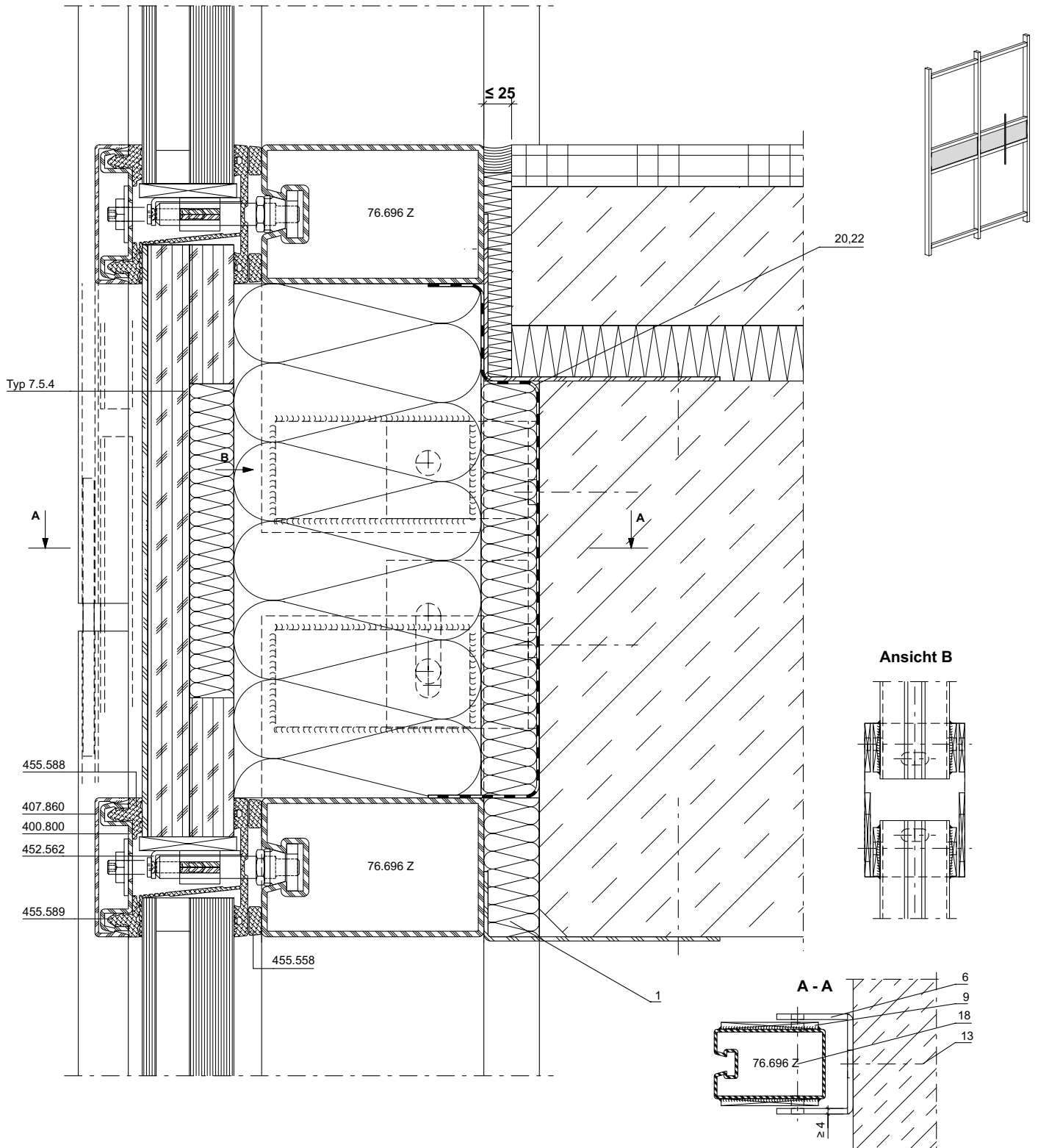
DXF DWG

51-0501-A-024

Boden- / Deckenanschluss vorge setzt

Raccord intermédiaire

Forward-mounted floor /  
 ceiling attachment



DXF DWG

51-0501-A-028

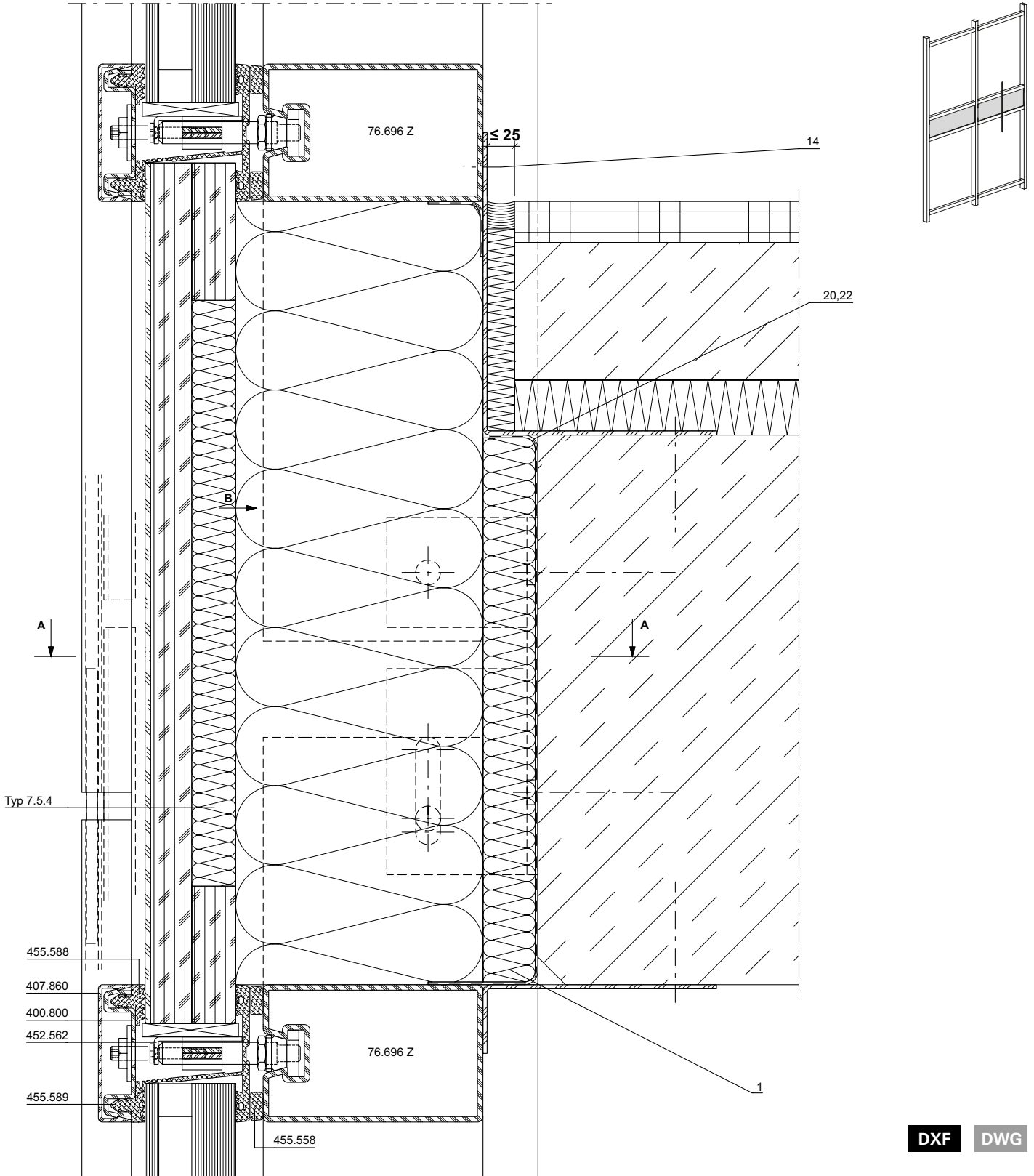
Anschlüsse am Bau im Massstab 1:2  
 Raccords au mur à l'échelle 1:2  
 Attachment to structure on scale 1:2

VISS Fire EI30 Fassade/Trennwand  
 VISS Fire EI30 façade/cloison  
 VISS Fire EI30 façade/partition wall

Boden- / Deckenanschluss vorge setzt

Raccord intermédiaire

Forward-mounted floor /  
 ceiling attachment



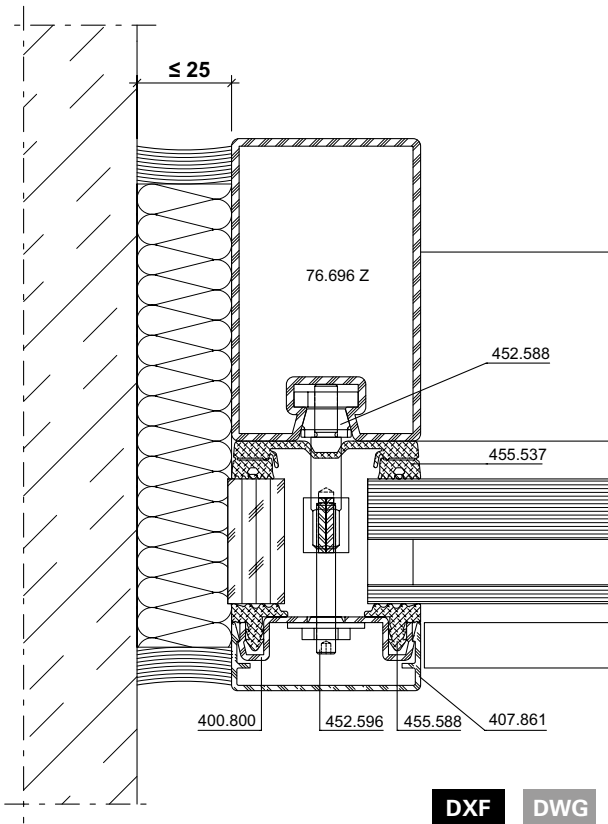
DXF DWG

51-0501-A-026

Wandanschluss

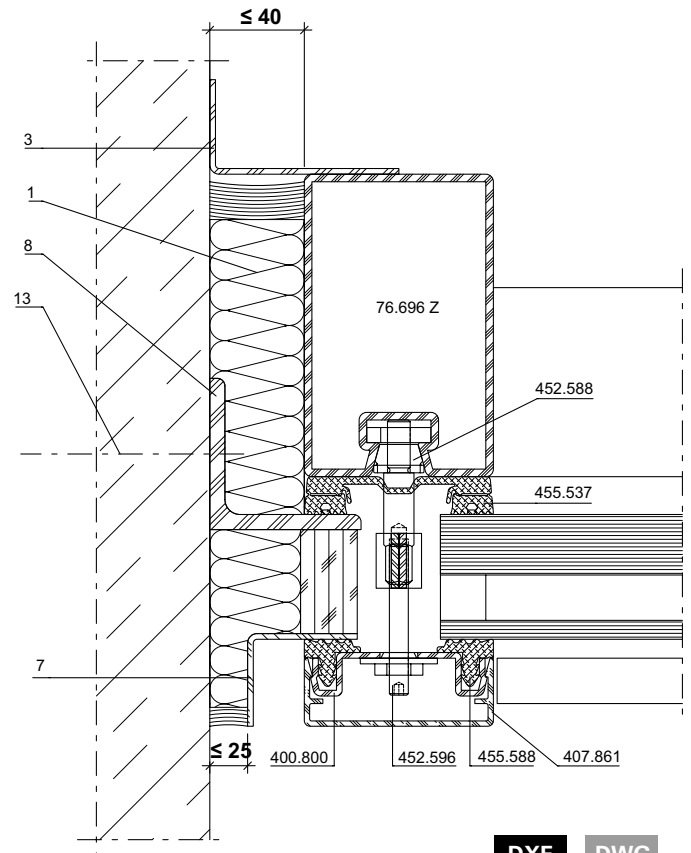
Raccordement au mur

Wall attachment



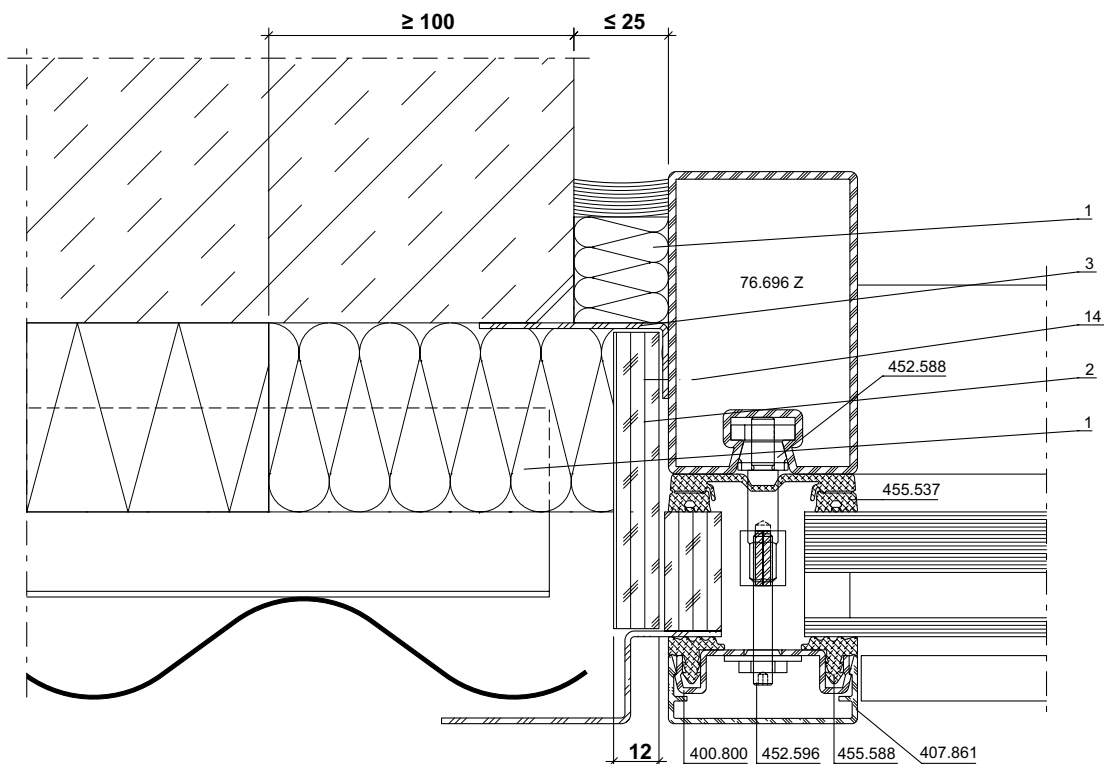
DXF DWG

51-0501-A-040



DXF DWG

51-0501-A-042



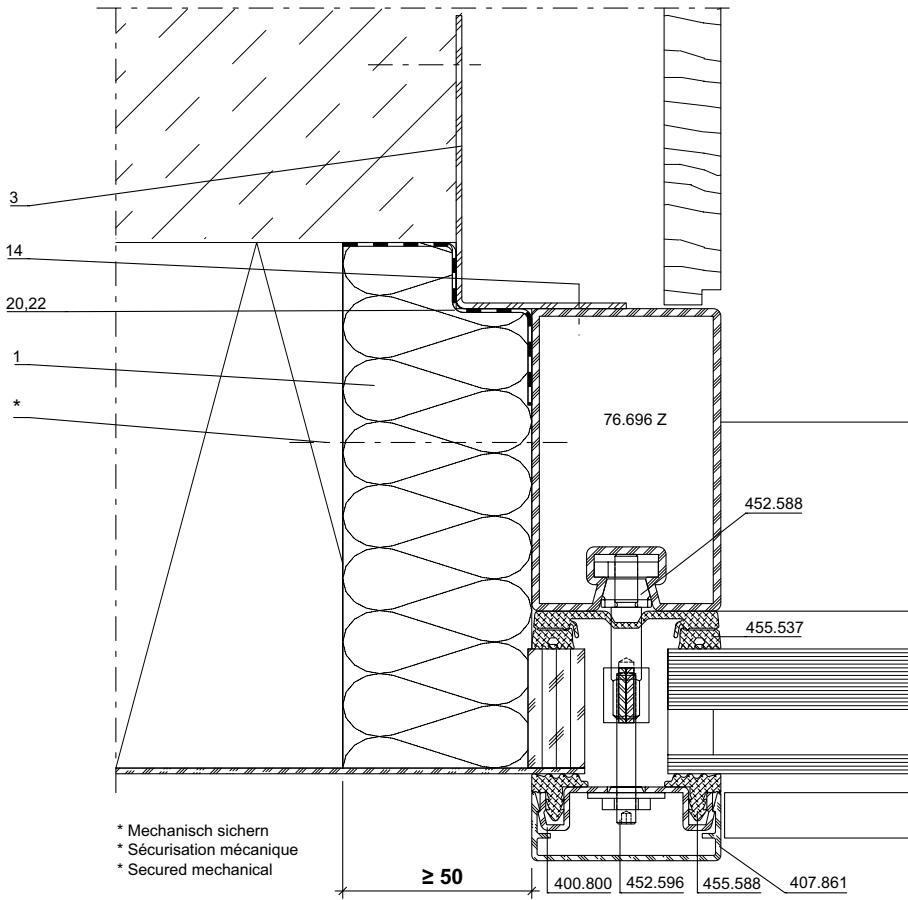
DXF DWG

51-0501-A-043

**Wandanschluss**

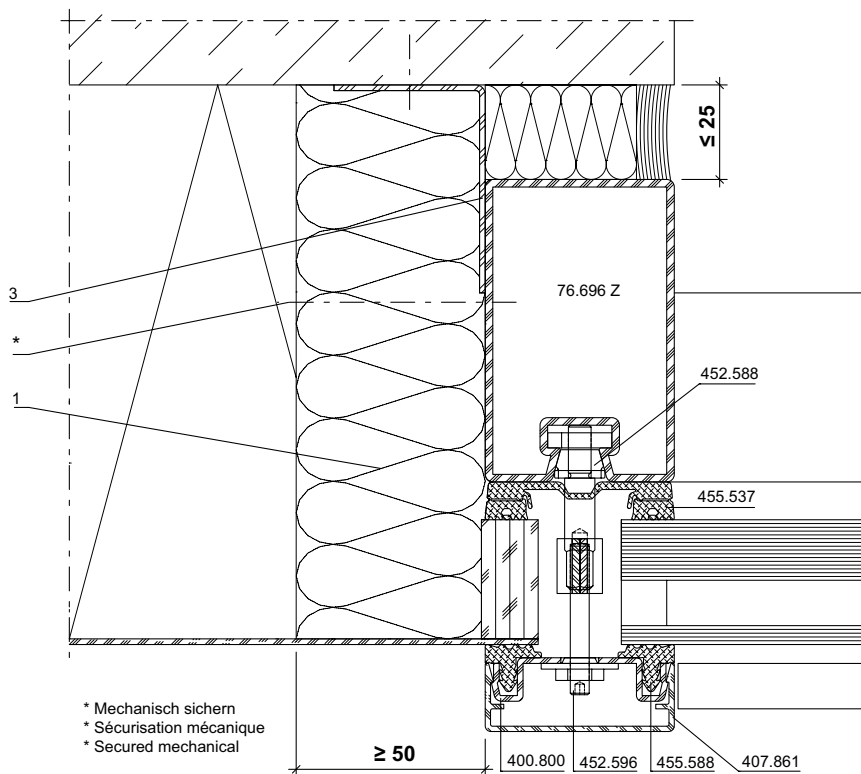
**Raccordement au mur**

**Wall attachment**



**DXF** **DWG**

51-0501-A-044



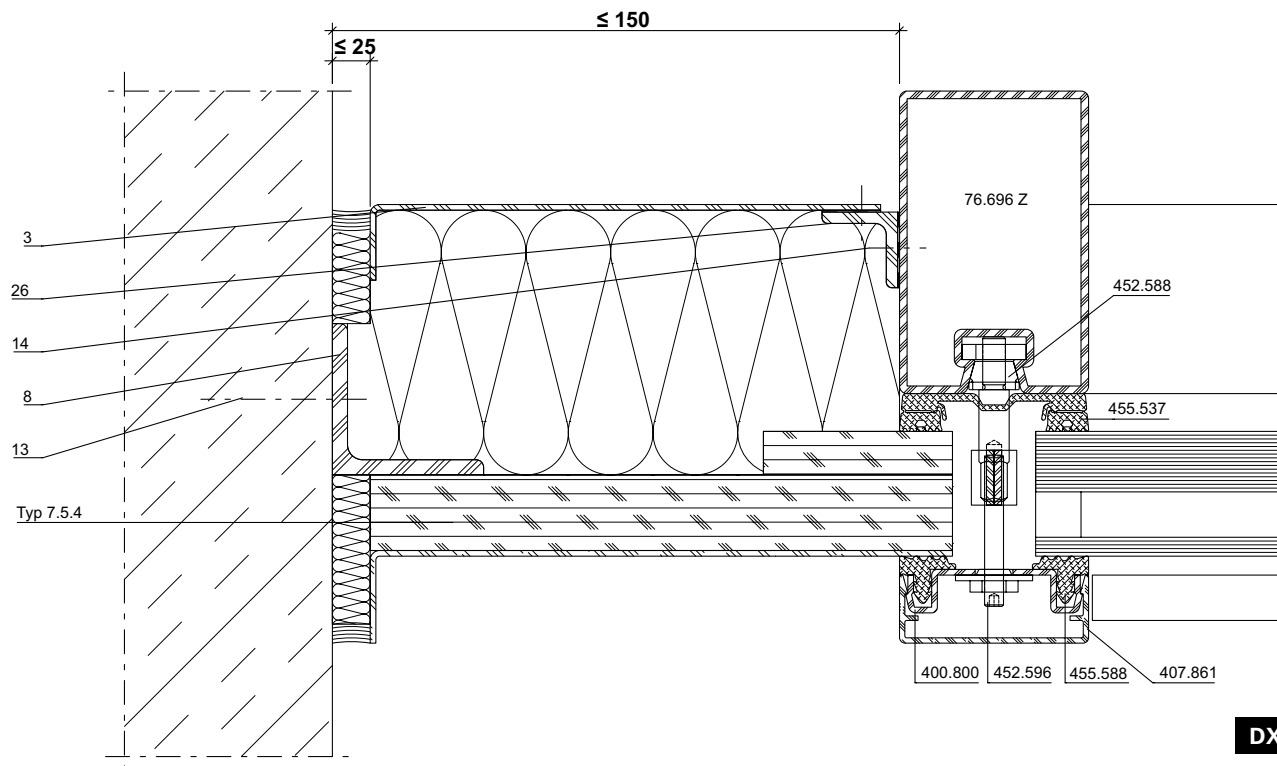
**DXF** **DWG**

51-0501-A-045

Wandanschluss

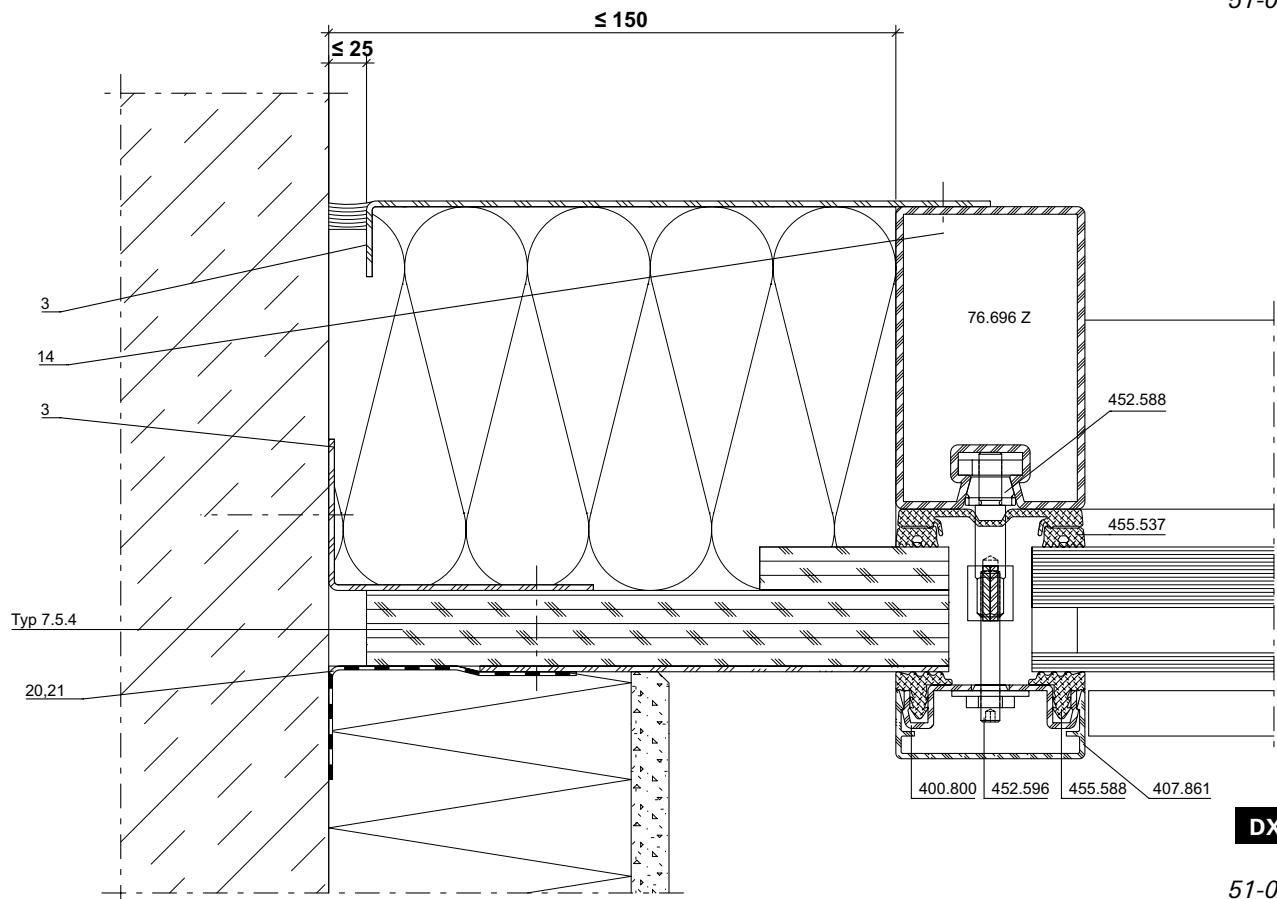
Raccordement au mur

Wall attachment



DXF DWG

51-0501-A-046



DXF DWG

51-0501-A-047

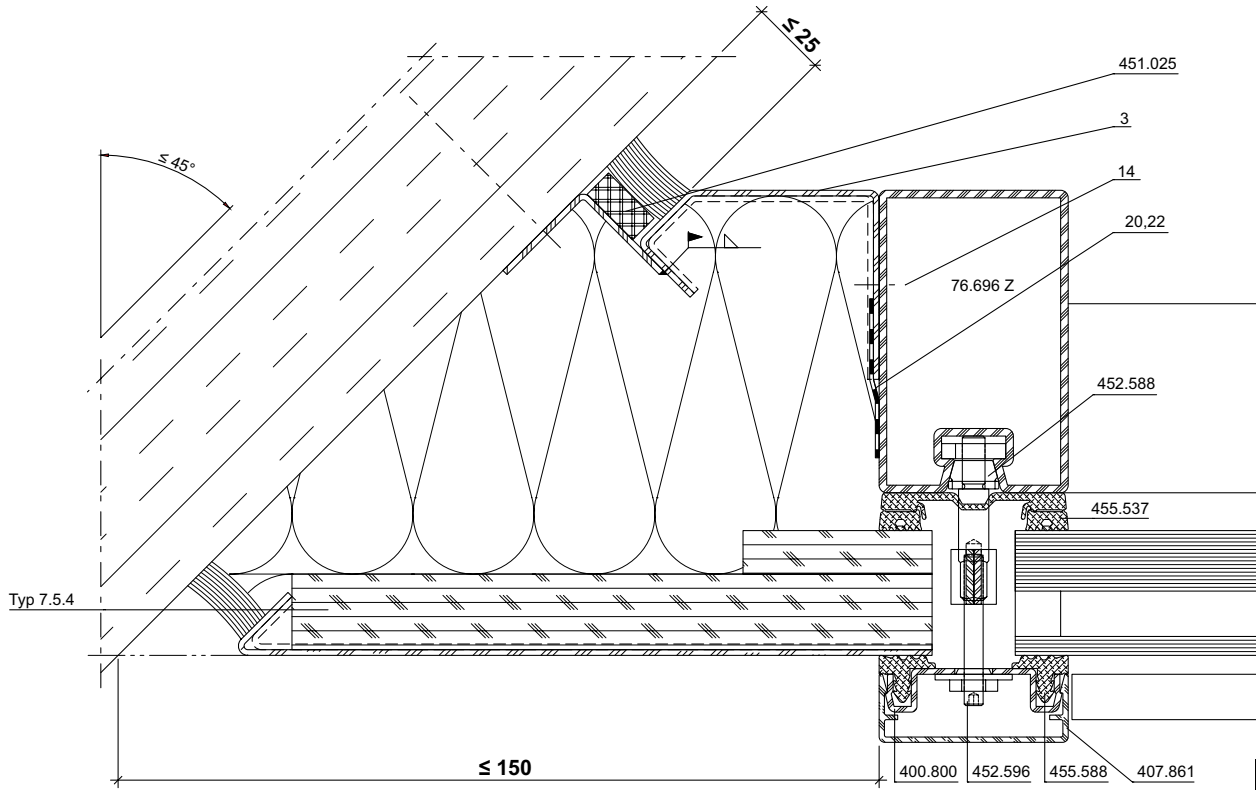
Anschlüsse am Bau im Massstab 1:2  
Raccords au mur à l'échelle 1:2  
Attachment to structure on scale 1:2

VISS Fire EI30 Fassade/Trennwand  
VISS Fire EI30 façade/cloison  
VISS Fire EI30 façade/partition wall

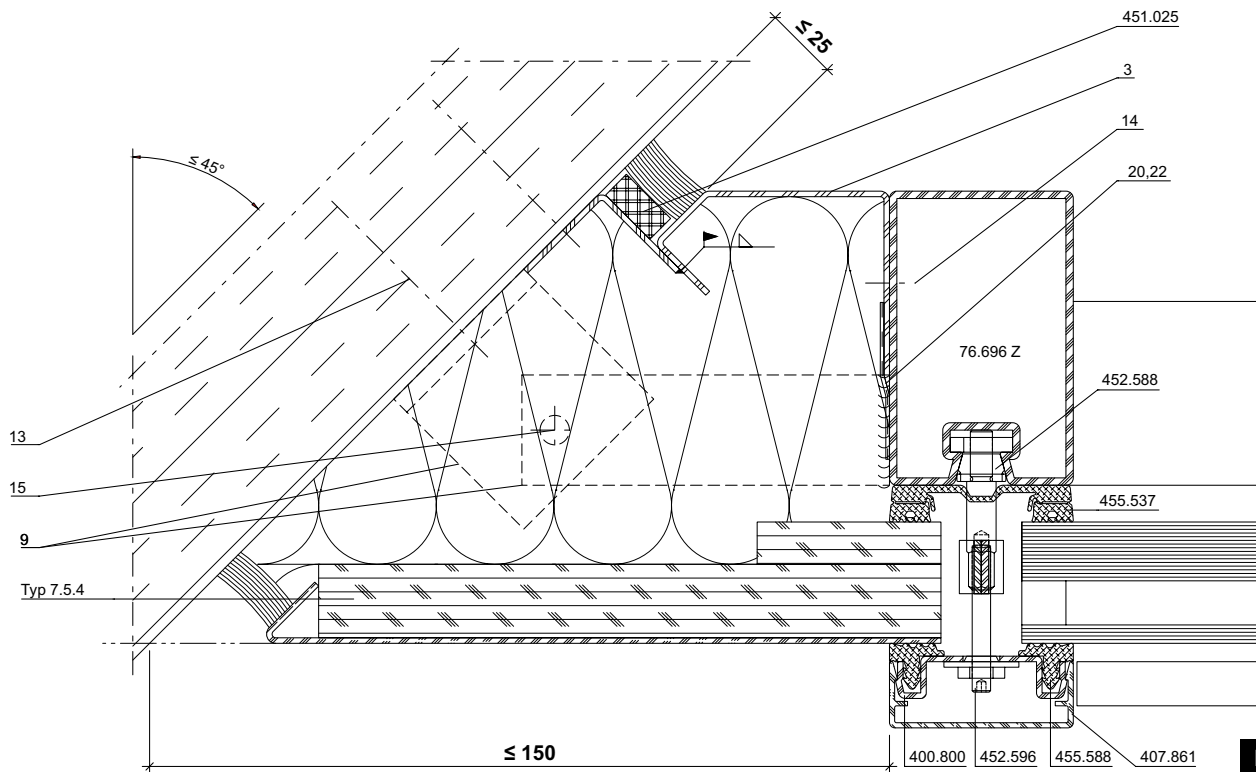
Wandanschluss

Raccordement au mur

Wall attachment



51-0501-A-053

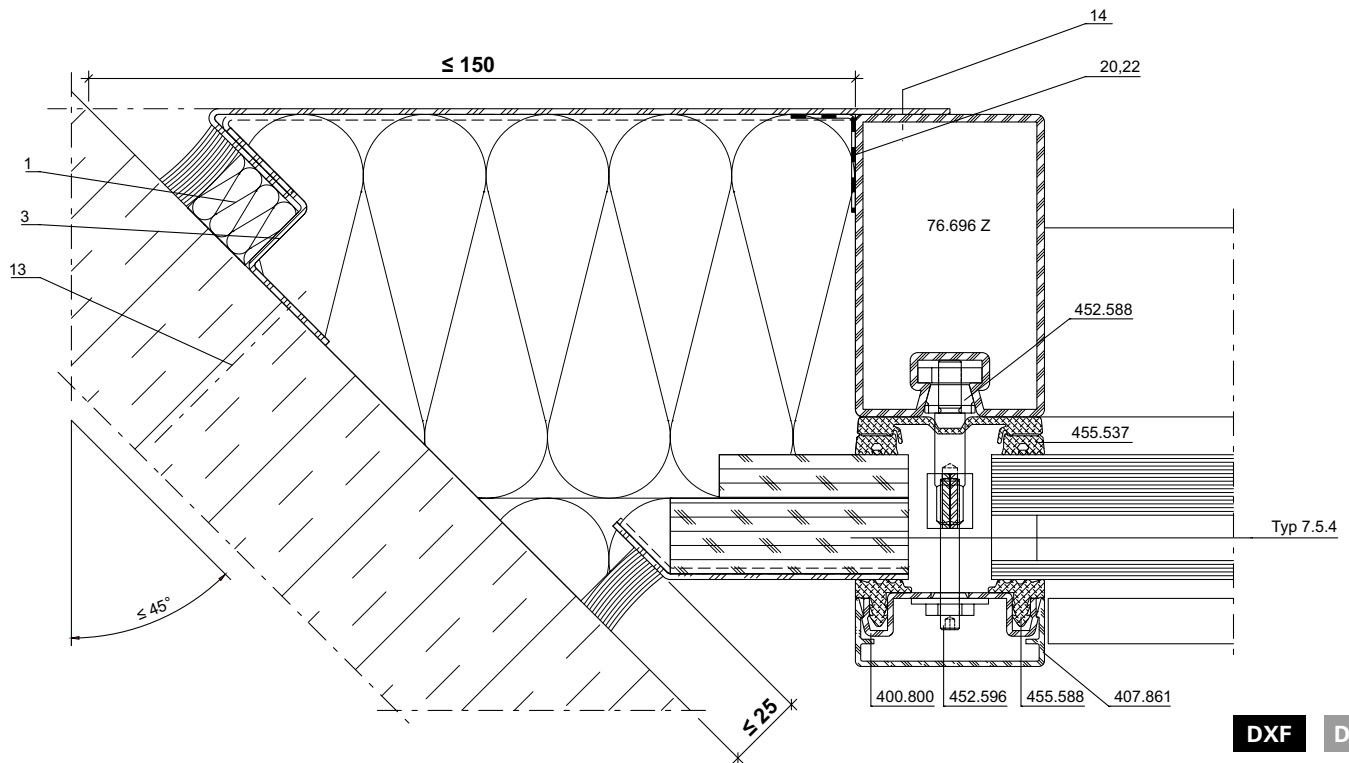


51-0501-A-054

Wandanschluss

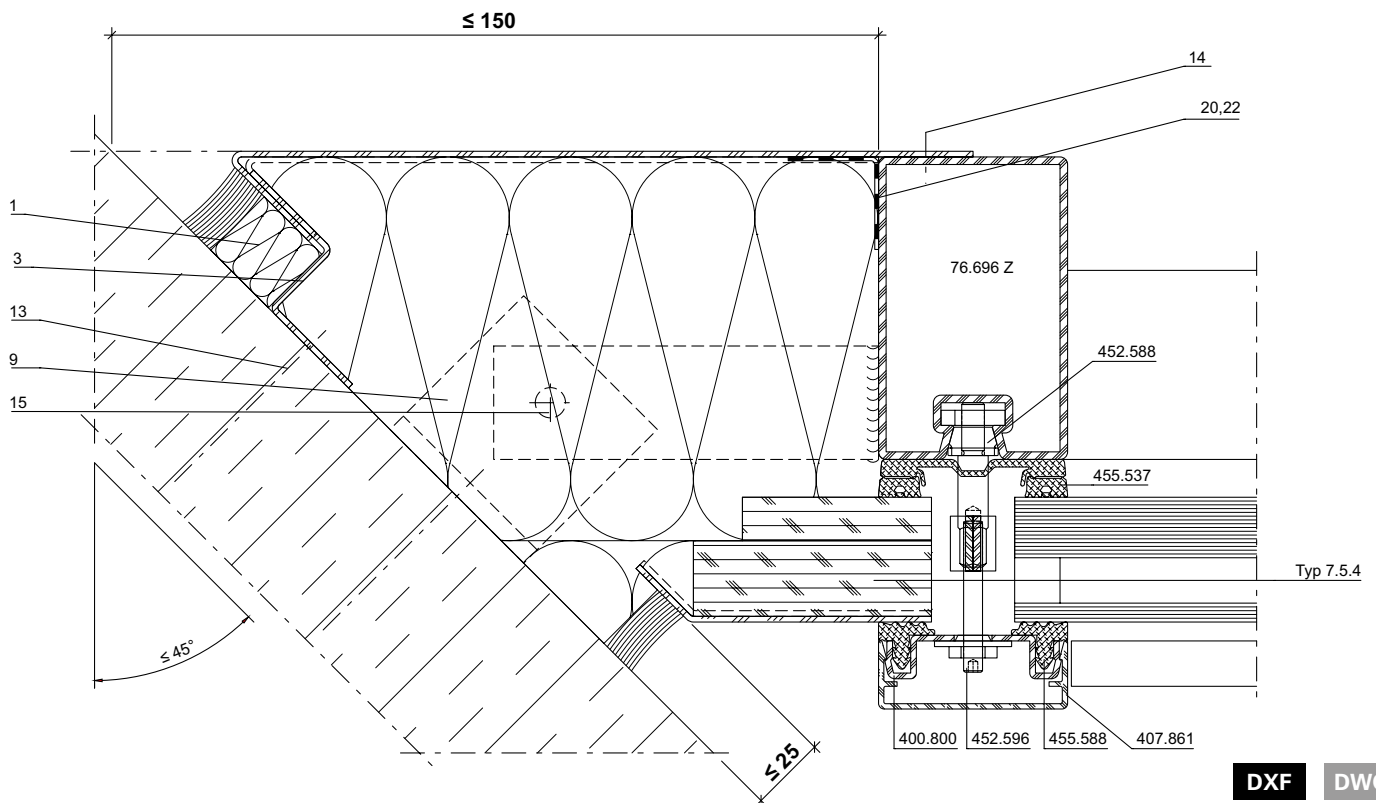
Raccordement au mur

Wall attachment



DXF DWG

51-0501-A-055



DXF DWG

51-0501-A-056



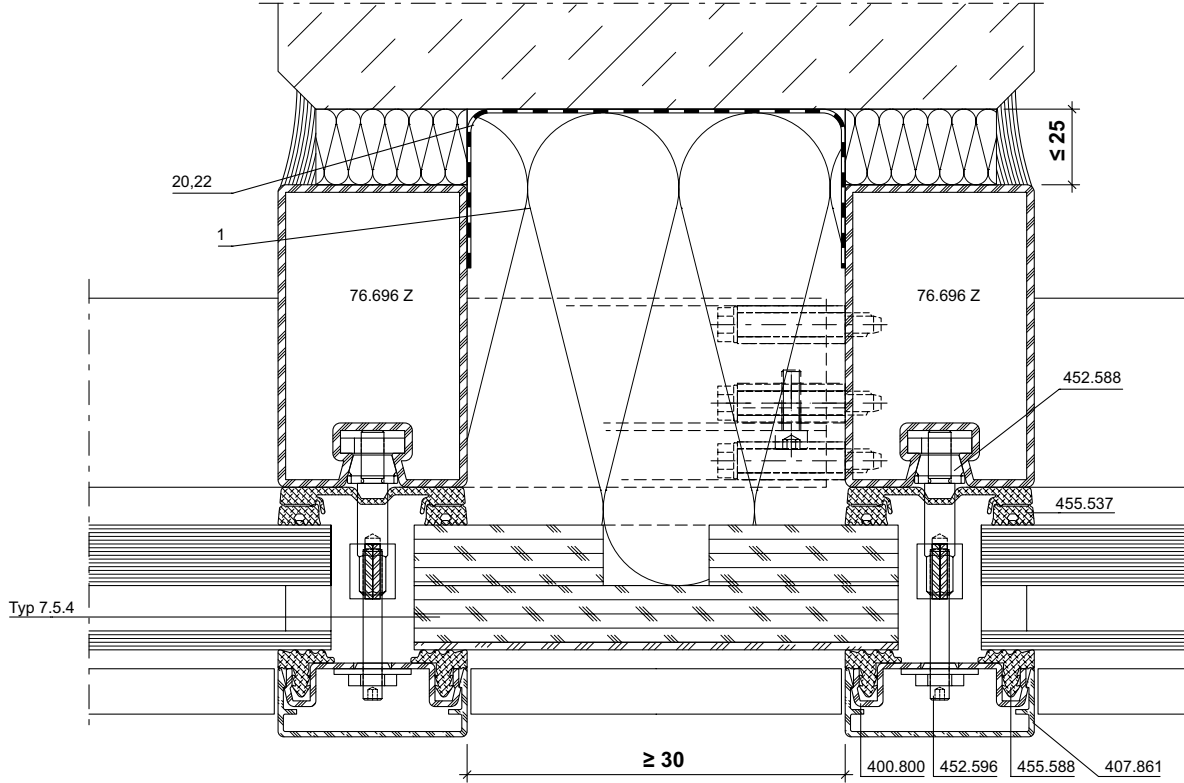
Anschlüsse am Bau im Massstab 1:2  
 Raccords au mur à l'échelle 1:2  
 Attachment to structure on scale 1:2

VISS Fire EI30 Fassade/Trennwand  
 VISS Fire EI30 façade/cloison  
 VISS Fire EI30 façade/partition wall

Wandanschluss vorge setzt

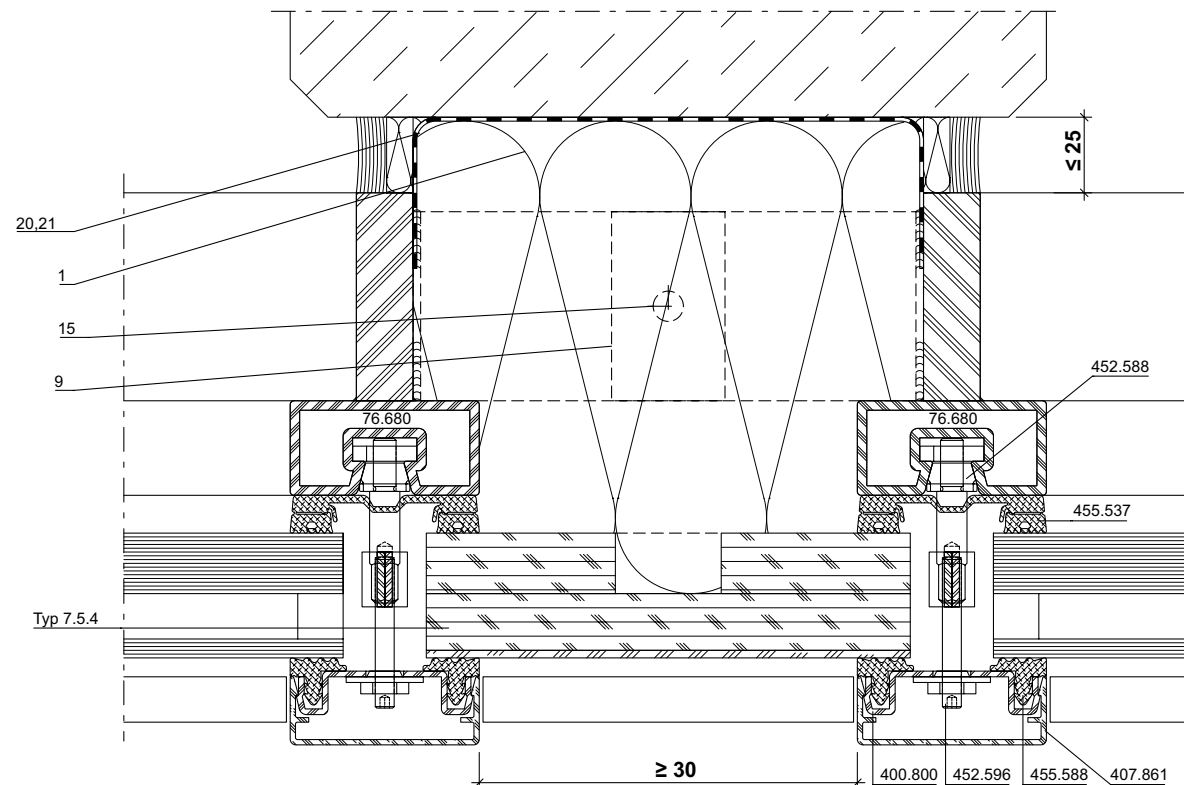
Raccordement au mur intermédiaire

Forward-mounted wall attachment



DXF DWG

51-0501-A-057



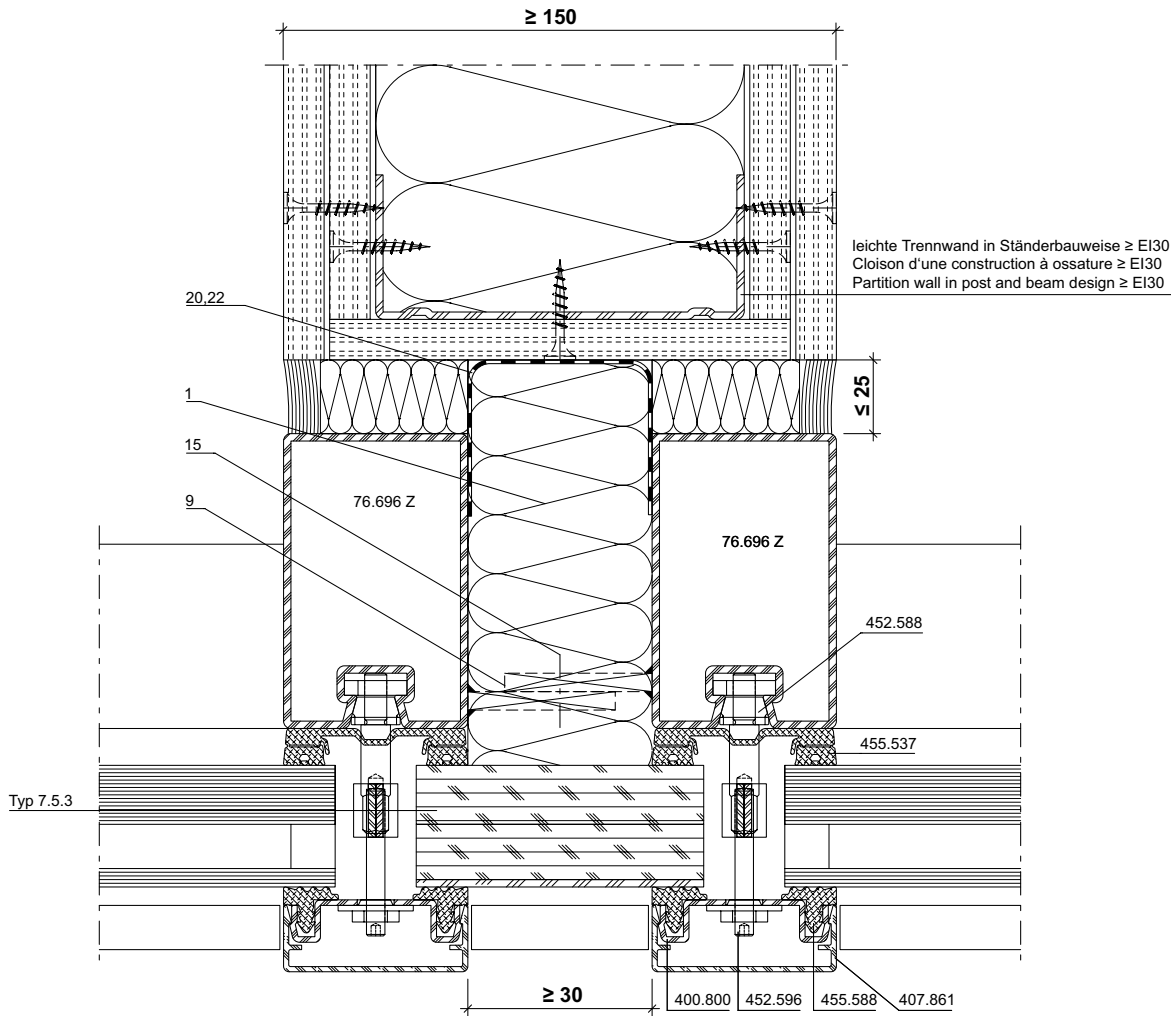
DXF DWG

51-0501-A-058

Wandanschluss vorgesetzt

Raccordement au mur intermédiaire

Forward-mounted wall attachment



DXF DWG

51-0501-A-060

Anschlüsse am Bau im Massstab 1:2

Raccords au mur à l'échelle 1:2

Attachment to structure on scale 1:2

VISS Fire EI30 Fassade/Trennwand

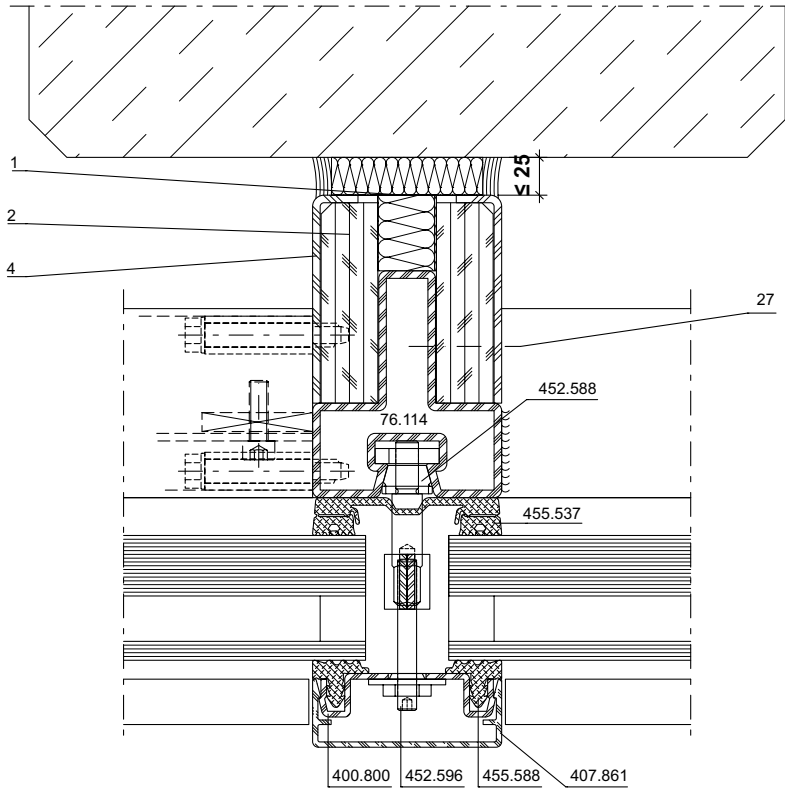
VISS Fire EI30 façade/cloison

VISS Fire EI30 façade/partition wall

Wandanschluss vorge setzt

Raccordement au mur intermédiaire

Forward-mounted wall attachment



DXF

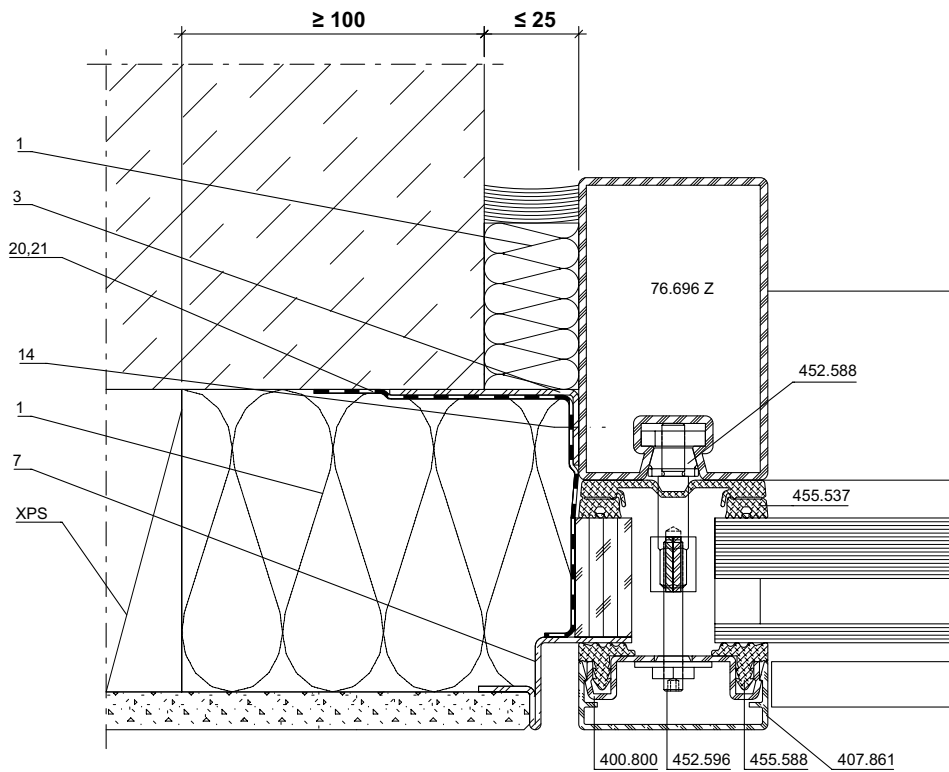
DWG

51-0501-A-061

Wandanschluss

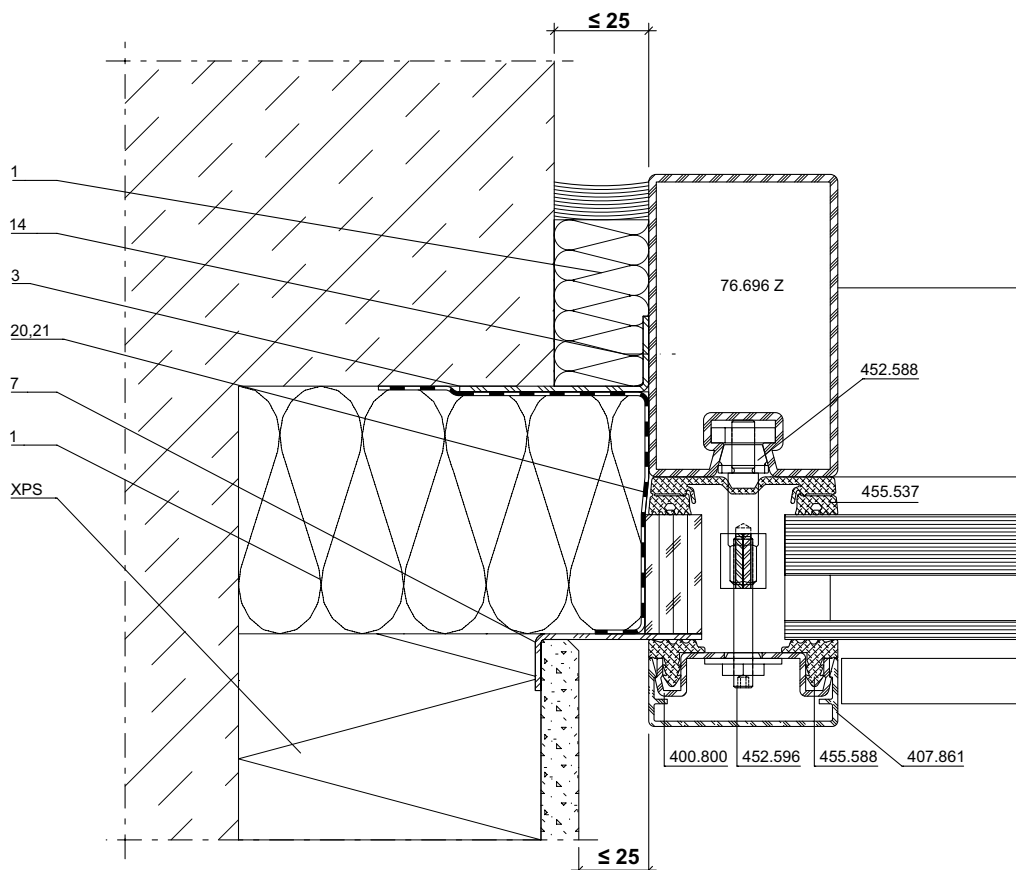
Raccordement au mur

Wall attachment



DXF DWG

51-0501-A-069



DXF DWG

51-0501-A-070

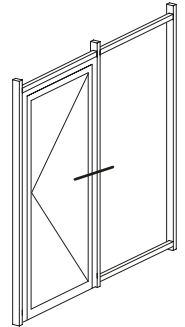
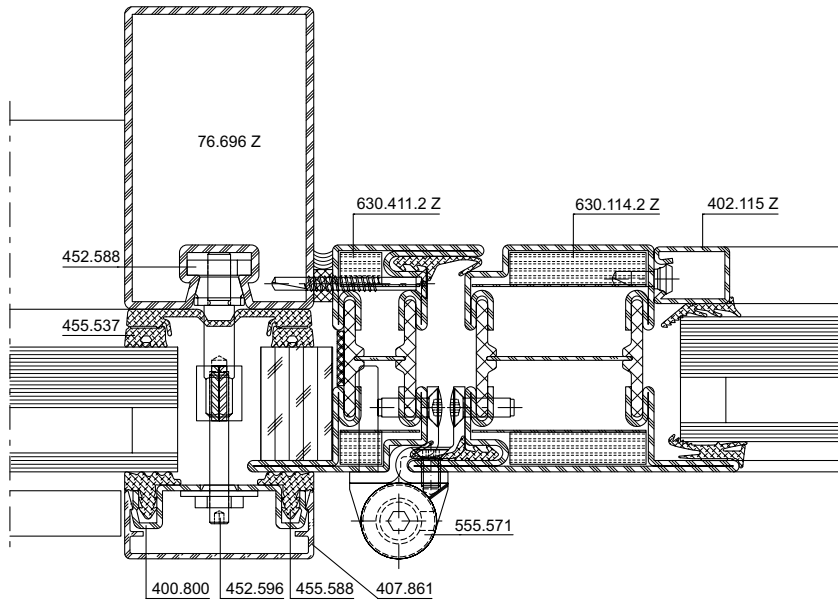
**Konstruktionsdetails im Masstab 1:2**  
**Détails de construction à l'échelle 1:2**  
**Construction details on scale 1:2**

VISS Fire EI30 Fassade/Trennwand  
VISS Fire EI30 façade/cloison  
VISS Fire EI30 façade/partition wall

**Einsatzelement**  
**Janisol 2 EI30 Türe**

**Élément de remplissage**  
**Porte Janisol 2 EI30**

**Infill element**  
**Janisol 2 EI30 door**



**DXF** **DWG**

51-0501-K-022

Türeinbau und Abmessungen  
siehe nationale Zulassungen  
und Klassifizierungsbericht  
13-003089-PR01.

Montage et dimensions de la porte,  
voir les approbations nationales  
et le rapport de classification  
13-003089-PR01.

Door installations and dimensions,  
see national approvals and  
classification report 13-003089-PR01.

**System-Hinweise**

Remarques concernant les systèmes

System instructions

VISS Fire EI30 Fassade/Trennwand

VISS Fire EI30 façade/cloison

VISS Fire EI30 façade/partition wall

VISS 50 mm

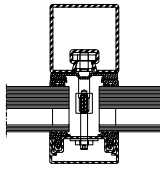
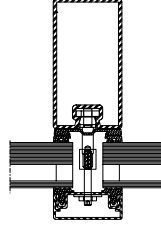
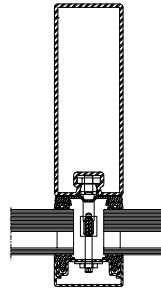
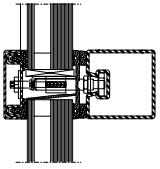
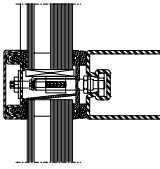
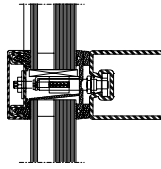
U<sub>f</sub>-Werte nach EN 10077-2

VISS 50 mm

Valeurs U<sub>f</sub> selon EN 10077-2

VISS 50 mm

U<sub>f</sub> values according to 10077-2

						
Glas Verre Glass	Pfosten 50/50 Montant 50/50 Mullion 50/50	Pfosten 50/95 Montant 50/95 Mullion 50/95	Pfosten 50/140 Montant 50/140 Mullion 50/140	Riegel 50/50 Traverse 50/50 Transom 50/50	Riegel 50/95 Traverse 50/95 Transom 50/95	Riegel 50/140 Traverse 50/140 Transom 50/140
20 mm	1,7 W/m <sup>2</sup> K	1,8 W/m <sup>2</sup> K	1,8 W/m <sup>2</sup> K	1,5 W/m <sup>2</sup> K	1,6 W/m <sup>2</sup> K	1,6 W/m <sup>2</sup> K
30 mm	1,6 W/m <sup>2</sup> K	1,6 W/m <sup>2</sup> K	1,6 W/m <sup>2</sup> K	1,4 W/m <sup>2</sup> K	1,4 W/m <sup>2</sup> K	1,4 W/m <sup>2</sup> K
40 mm	1,5 W/m <sup>2</sup> K	1,5 W/m <sup>2</sup> K	1,5 W/m <sup>2</sup> K	1,3 W/m <sup>2</sup> K	1,3 W/m <sup>2</sup> K	1,3 W/m <sup>2</sup> K
50 mm	1,4 W/m <sup>2</sup> K	1,4 W/m <sup>2</sup> K	1,5 W/m <sup>2</sup> K	1,2 W/m <sup>2</sup> K	1,2 W/m <sup>2</sup> K	1,2 W/m <sup>2</sup> K
60 mm	1,4 W/m <sup>2</sup> K	1,4 W/m <sup>2</sup> K	1,4 W/m <sup>2</sup> K	1,1 W/m <sup>2</sup> K	1,2 W/m <sup>2</sup> K	1,2 W/m <sup>2</sup> K
70 mm	1,3 W/m <sup>2</sup> K	1,3 W/m <sup>2</sup> K	1,4 W/m <sup>2</sup> K	1,1 W/m <sup>2</sup> K	1,1 W/m <sup>2</sup> K	1,1 W/m <sup>2</sup> K

Der Einfluss der Schraubenbefestigung in Höhe von 0.14 W/m<sup>2</sup>K ist berücksichtigt.

L'influence de la fixation à vis de 0.14 W/m<sup>2</sup>K est prise en compte.

The 0.14 W/m<sup>2</sup>K influence of the screw fixing is taken into account.

**System-Hinweise**

Remarques concernant les systèmes

System instructions

VISS Fire EI30 Fassade/Trennwand

VISS Fire EI30 façade/cloison

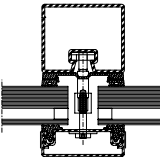
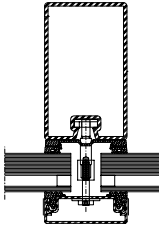
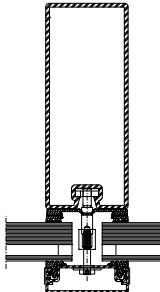
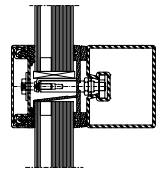
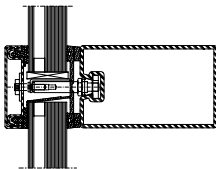
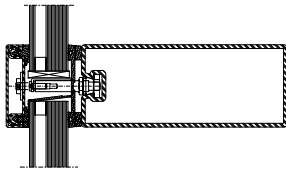
VISS Fire EI30 façade/partition wall

VISS 60 mm

VISS 60 mm

VISS 60 mm

U<sub>f</sub>-Werte nach EN 10077-2Valeurs U<sub>f</sub> selon EN 10077-2U<sub>f</sub> values according to 10077-2

						
<b>Glas</b>	Pfosten 60/50	Pfosten 60/100	Pfosten 60/150	Riegel 60/50	Riegel 60/100	Riegel 60/150
<b>Verre</b>	Montant 60/50	Montant 60/100	Montant 60/150	Traverse 60/50	Traverse 60/100	Traverse 60/150
<b>Glass</b>	Mullion 60/50	Mullion 60/100	Mullion 60/150	Transom 60/50	Transom 60/100	Transom 60/150
20 mm	1,6 W/m <sup>2</sup> K	1,7 W/m <sup>2</sup> K	1,7 W/m <sup>2</sup> K	1,4 W/m <sup>2</sup> K	1,5 W/m <sup>2</sup> K	1,5 W/m <sup>2</sup> K
30 mm	1,5 W/m <sup>2</sup> K	1,5 W/m <sup>2</sup> K	1,5 W/m <sup>2</sup> K	1,3 W/m <sup>2</sup> K	1,3 W/m <sup>2</sup> K	1,3 W/m <sup>2</sup> K
40 mm	1,3 W/m <sup>2</sup> K	1,4 W/m <sup>2</sup> K	1,4 W/m <sup>2</sup> K	1,1 W/m <sup>2</sup> K	1,2 W/m <sup>2</sup> K	1,2 W/m <sup>2</sup> K
50 mm	1,2 W/m <sup>2</sup> K	1,3 W/m <sup>2</sup> K	1,3 W/m <sup>2</sup> K	1,1 W/m <sup>2</sup> K	1,1 W/m <sup>2</sup> K	1,1 W/m <sup>2</sup> K
60 mm	1,2 W/m <sup>2</sup> K	1,2 W/m <sup>2</sup> K	1,2 W/m <sup>2</sup> K	1,0 W/m <sup>2</sup> K	1,0 W/m <sup>2</sup> K	1,0 W/m <sup>2</sup> K
70 mm	1,1 W/m <sup>2</sup> K	1,2 W/m <sup>2</sup> K	1,2 W/m <sup>2</sup> K	0,96 W/m <sup>2</sup> K	0,97 W/m <sup>2</sup> K	0,98 W/m <sup>2</sup> K

Der Einfluss der Schraubenbefestigung in Höhe von 0.14 W/m<sup>2</sup>K ist berücksichtigt.

L'influence de la fixation à vis de 0.14 W/m<sup>2</sup>K est prise en compte.

The 0.14 W/m<sup>2</sup>K influence of the screw fixing is taken into account.

---

**Inhaltsverzeichnis**  
**Sommaire**  
**Content**

---

---

VISS Fire  
VISS Fire  
VISS Fire

---

---

## **Systemübersicht**

Merkmale  
Zulassungen  
Typenübersicht

## **Sommaire du système**

Caractéristiques  
Homologations  
Sommaire des types

## **Summary of system**

Characteristics  
Authorisations  
Summary of types

**78**

---

## **Profilsortiment**

Profile  
Deckprofile

## **Assortiment de profilé**

Profilés  
Profilés de recouvrement

## **Range of profiles**

Profiles  
Cover sections

**83**

---

## **Konstruktions-Hinweise**

Schnittpunkte  
Konstruktionsdetails  
Anschlüsse am Bau

## **Consignes de construction**

Coupes de détails  
Détails de construction  
Raccordement au mur

## **Construction instructions**

Section details  
Construction details  
Attachment to structure

**86**



**Merkmale**  
**Caractéristiques**  
**Characteristics**

VISS Fire  
VISS Fire  
VISS Fire

## VISS Fire

Wärmegeämmte, auf dem System der Trockenverglasung basierende Pfosten-Riegelkonstruktion für Brandschutz-Fassaden.

**Anwendung:**  
**E30**  
**EI30 / EI60 / EI90**

## VISS Fire

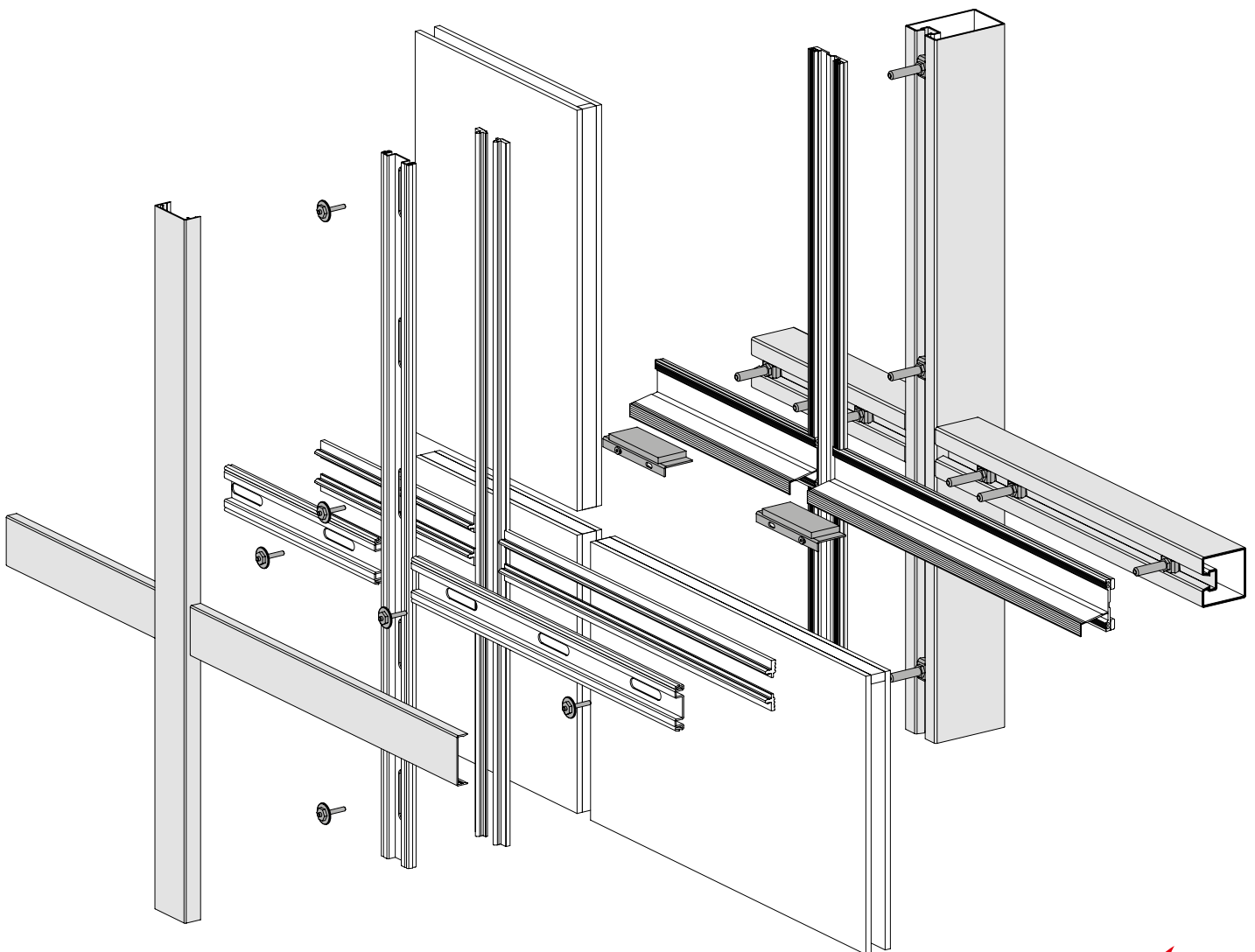
Construction à montants et traverses à rupture de pont thermique basée sur le système de vitrage à sec pour façades de protection incendie.

**Application:**  
**E30**  
**EI30 / EI60 / EI90**

## VISS Fire

Fully insulated curtain walling system, suitable for fire protection façades, using mullions and transoms and based on the dry glazing system.

**Application:**  
**E30**  
**EI30 / EI60 / EI90**



**VISS Fire**

**VISS Fire**

**VISS Fire**

**Produktnorm Vorhangsfassade  
EN 13830**

Luftdurchlässigkeit (EN 12152) AE  
Schlagregendichtheit (EN 12154) RE 1200  
Widerstandsfähigkeit bei Windlast  
(EN 13116)  
zulässige Last 2000 Pa  
erhöhte Last 3000 Pa  
Stoßfestigkeit (EN 14019) I5/E5

Prüfbericht 108 28793,  
Gutachten 155 28793 und  
Klassifizierungsbericht 100 28793,  
ift DE-Rosenheim

**Luftschalldämmung**

nach EN ISO 140-3 (1993) und ISO/DIS  
717-1 (1993), DIN 52210:

$R_w = 42$  dB (bei Füllelementwert  
mind.  $R_w = 42$  dB)

Gutachtliche Stellungnahme vom  
13.9.1996 der EMPA, Dübendorf/CH

**Norme de produit façade rideau  
EN 13830**

Perméabilité à l'air (EN 12152) AE  
Étanchéité à la pluie battante (EN 12154)  
RE 1200  
Résistance à la charge du vent (EN 13116)  
Charge admissible 2000 pa  
Charge élevée 3000 Pa  
Résistance aux chocs (EN 14019) I5/E5

Rapport d'essai 108 28793,  
expertise 155 28793 et rapport de  
classification 100 28793,  
ift DE-Rosenheim

**Isolément contre les sons aériens  
selon EN ISO 140-3 (1993) et  
ISO/DIS 717-1 (1993), DIN 52210:**

$R_w = 42$  dB (avec valeur du  
remplissage min.  $R_w = 42$  dB)

Expertise de l'EMPA Dübendorf/CH  
du 13.9.1996

**Product approval curtain walls  
EN 13830**

Air permeability (EN 12152) AE  
Resistance to driving rain (EN 12154)  
RE 1200  
Resistance to wind loads (EN 13116)  
Permissible load 2000 Pa  
Increased load 3000 Pa  
Impact streng (EN 14019) I5/E5

Test report 108 28793,  
appraisal report 155 28793 and  
classification report 100 28793  
ift DE-Rosenheim

**Insulation against airborne noise  
according to EN ISO 140-3 (1993)  
and ISO/DIS 717-1 (1993), DIN 52210:**

$R_w = 42$  dB (with glass/infill panel min.  
 $R_w = 42$  dB)

Expertise dated 13.9.1996 by  
EMPA Dübendorf/CH

**VISS Fire**  
**Brandschutzverglasung Klasse E**

**VISS Fire**  
**Vitrage pare-flammes Classe E**

**VISS Fire**  
**Fire protection glazing Class E**

**DE: G30**

Z-19-14-590  
Z-19.14-1214

**G60**

Z-19.14-1216

**DIN 18008-4**

Technische Regeln für die  
Verwendung von absturzsichernden  
Verglasungen

Prüfbescheid

J-10-02-1 „a“ Fassade  
Kategorie A (900 mm)

**Klemmverbindung**

AbZ Z-14.4-465 (Brandschutzanker)

**Pfosten-Riegel-Verbindung**

AbZ Z-14.4-467 (T-Verbinder)

**DE: G30**

Z-19-14-590  
Z-19.14-1214

**G60**

Z-19.14-1216

**DIN 18008-4**

Règlement technique pour la  
sécurité anti-chute des vitrages

Prüfbescheid

J-10-02-1 „a“ Fassade  
Kategorie A (900 mm)

**Jonction par serrage**

AbZ Z-14.4-465 (boulon d'ancrage  
anti-incendie)

**Jonction montant-traverse**

AbZ Z-14.4-467 (Raccord en T)

**DE: G30**

Z-19-14-590  
Z-19.14-1214

**G60**

Z-19.14-1216

**DIN 18008-4**

The technical regulations for  
protecting glazing against  
falling out

Prüfbescheid

J-10-02-1 „a“ Fassade  
Kategorie A (900 mm)

**Clamp connection**

AbZ Z-14.4-465 (fire-proof anchor)

**Mullion-transom connection**

AbZ Z-14.4-467 (Connecting spigot)

**AT: E30 / EW30**

**E60 / EW60**

**E90 / EW90**

Klassifizierungsbericht  
Nr. 100 308 27-4 IBS Linz

**AT: E30 / EW30**

**E60 / EW60**

**E90 / EW90**

Klassifizierungsbericht  
Nr. 100 308 27-4 IBS Linz

**AT: E30 / EW30**

**E60 / EW60**

**E90 / EW90**

Klassifizierungsbericht  
Nr. 100 308 27-4 IBS Linz

**GB: Integrity 1/2 h, 1 h, 1 1/2 h**

BS 476:Part 22:1987

P100099-1002

BRE GB-Bucknalls Lane,  
Harston, Watford, Herfordshire

**GB: Integrity 1/2 h, 1 h, 1 1/2 h**

BS 476:Part 22:1987

P100099-1002

BRE GB-Bucknalls Lane,  
Harston, Watford, Herfordshire

**GB: Integrity 1/2 h, 1 h, 1 1/2 h**

BS 476:Part 22:1987

P100099-1002

BRE GB-Bucknalls Lane,  
Harston, Watford, Herfordshire

Die landesspezifischen  
Brandschutz-Zulassungen bzw.  
deren Bestimmungen und  
Vorschriften sind zu beachten.

Les certificats de protection  
incendie spécifiques au pays,  
leurs dispositions et leurs  
prescriptions doivent être respectés.

Fire-protection approvals or  
applicable national regulations  
and determinations must be  
observed.

Zulassungen/Prüfungen  
Homologations/Essais  
Authorisations/Tests

VISS Fire  
VISS Fire  
VISS Fire

**VISS Fire**  
**Brandschutzverglasung Klasse EI**

**VISS Fire**  
**Vitrage coupe feu Classe EI**

**VISS Fire**  
**Fire protection glazing Class EI**

**DE: F30**

Z-19-14-1592

**F90**

Z-19.14-1730

**DIN 18008-4**

Technische Regeln für die  
Verwendung von absturzsichernden  
Verglasungen

Prüfbescheid

J-10-02-1 „a“ Fassade

Kategorie A (900 mm)

**Klemmverbindung**

AbZ Z-14.4-465 (Brandschutzanker)

**Pfosten-Riegel-Verbindung**

AbZ Z-14.4-467 (T-Verbinder)

**DE: F30**

Z-19-14-1592

**F90**

Z-19.14-1730

**DIN 18008-4**

Règlement technique pour la  
sécurité anti-chute des vitrages

Prüfbescheid

J-10-02-1 „a“ Fassade

Kategorie A (900 mm)

**Jonction par serrage**

AbZ Z-14.4-465 (boulon d'ancrage  
anti-incendie)

**Jonction montant-traverse**

AbZ Z-14.4-467 (Raccord en T)

**DE: F30**

Z-19-14-1592

**F90**

Z-19.14-1730

**DIN 18008-4**

The technical regulations for  
protecting glazing against  
falling out

Prüfbescheid

J-10-02-1 „a“ Fassade

Kategorie A (900 mm)

**Clamp connection**

AbZ Z-14.4-465 (fire-proof anchor)

**Mullion-transom connection**

AbZ Z-14.4-467 (Connecting spigot)

**AT: EI30 / EI60 / EI90**

Klassifizierungsbericht  
Nr. 100 308 27-4 IBS Linz

**AT: EI30 / EI60 / EI90**

Klassifizierungsbericht  
Nr. 100 308 27-4 IBS Linz

**AT: EI30 / EI60 / EI90**

Klassifizierungsbericht  
Nr. 100 308 27-4 IBS Linz

**GB: Integrity 1/2 h, 1 h, 1 1/2 h**

BS 476:Part 22:1987

P100099-1002

BRE GB-Bucknalls Lane,

Harston, Watford, Herfordshire

**GB: Integrity 1/2 h, 1 h, 1 1/2 h**

BS 476:Part 22:1987

P100099-1002

BRE GB-Bucknalls Lane,

Harston, Watford, Herfordshire

**GB: Integrity 1/2 h, 1 h, 1 1/2 h**

BS 476:Part 22:1987

P100099-1002


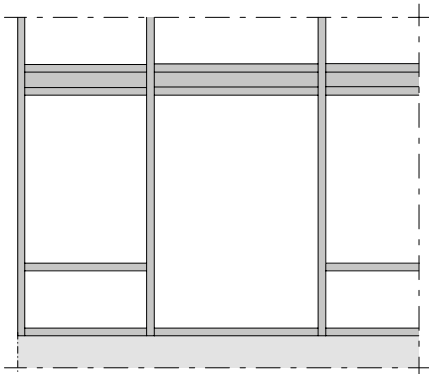
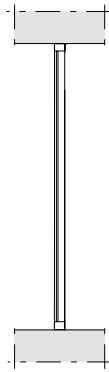
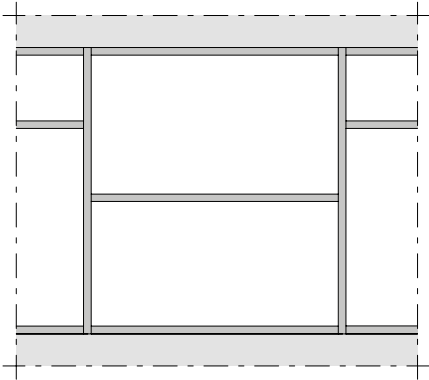

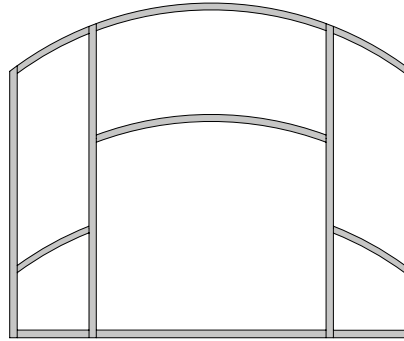
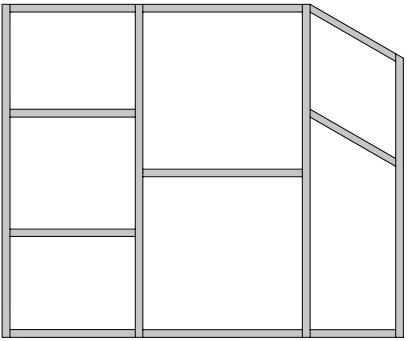
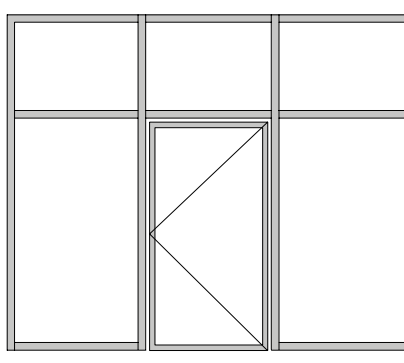

BRE GB-Bucknalls Lane,

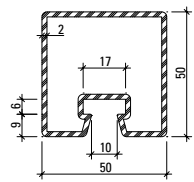
Harston, Watford, Herfordshire

Die landesspezifischen  
Brandschutz-Zulassungen bzw.  
deren Bestimmungen und  
Vorschriften sind zu beachten.

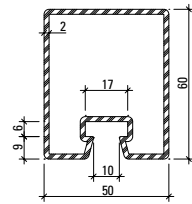
Les certificats de protection  
incendie spécifiques au pays,  
leurs dispositions et leurs  
prescriptions doivent être respectés.

Fire-protection approvals or  
applicable national regulations  
and determinations must be  
observed.

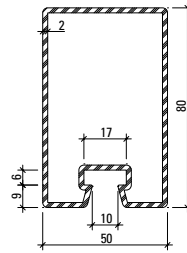




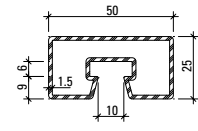
**76.694**  
**76.694 Z**



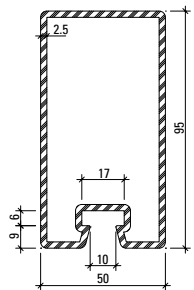
**76.671**  
**76.671 Z**



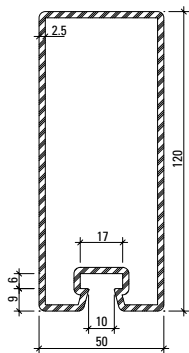
**76.696**  
**76.696 Z**



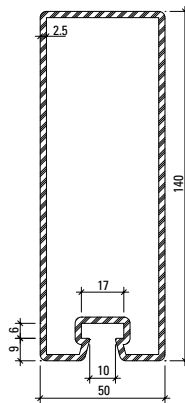
**76.682** 1,2



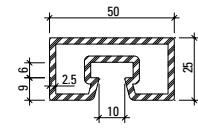
**76.697**  
**76.697 Z**



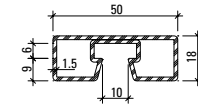
**76.679**  
**76.679 Z**



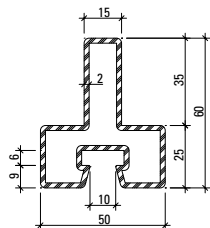
**76.666**  
**76.666 Z**



**76.680** 1,2



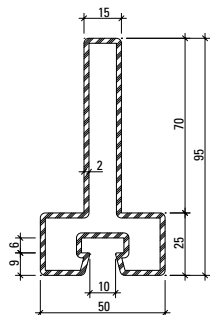
**76.692** 1,2



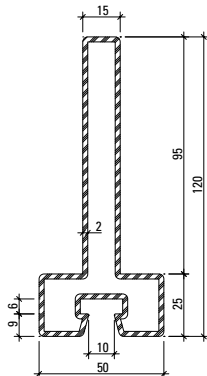
**76.114**

1 Nur zusammengesetzte Profile  
Uniquement profilés assemblés  
Only assembled profiles

2 Nur für Anschlüsse an Janisol  
Uniquement pour raccords à Janisol  
Only for attachments to Janisol



**76.115**



**76.116**

Profil-Nr.	G kg/m	F cm <sup>2</sup>	I <sub>x</sub> cm <sup>4</sup>	W <sub>x</sub> cm <sup>3</sup>	I <sub>y</sub> cm <sup>4</sup>	W <sub>y</sub> cm <sup>3</sup>	U m <sup>2</sup> /m	L mm
<b>76.666</b>	7,910	10,1	241,3	32,3	43,7	17,5	0,412	6500
<b>76.671</b>	3,860	4,9	23,3	7,2	17,3	6,9	0,260	6500
<b>76.679</b>	7,120	9,1	162,2	25,2	37,9	15,2	0,373	6500
<b>76.680</b>	3,390	4,3	3,2	2,4	11,1	4,4	0,182	6100
<b>76.682</b>	2,120	2,7	2,2	1,7	7,2	2,9	0,190	6000
<b>76.692</b>	1,900	2,5	0,9	1,0	5,9	2,4	0,176	6000
<b>76.694</b>	3,500	4,5	14,7	5,6	15,0	6,0	0,240	6500
<b>76.696</b>	4,450	5,7	47,6	11,1	21,9	8,8	0,300	6500
<b>76.697</b>	6,100	7,9	90,2	17,6	31,0	12,4	0,330	6500
<b>76.114</b>	3,820	4,9	15,4	4,1	9,8	3,9	0,251	6000
<b>76.115</b>	4,920	6,3	54,8	9,3	10,4	4,2	0,321	6000
<b>76.116</b>	5,710	7,3	105,0	14,3	10,8	4,3	0,371	6000

Deckprofile 50 mm (Masstab 1:3)

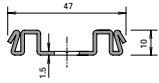
Profils de recouvrement 50 mm (échelle 1:3)

Cover sections 50 mm (scale 1:3)

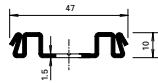
VISS Fire

VISS Fire

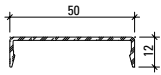
VISS Fire



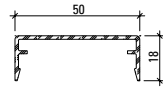
400.867



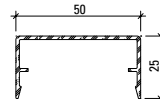
400.867 Z



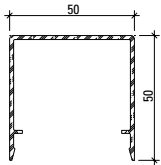
407.860



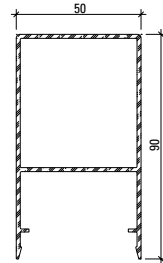
407.861



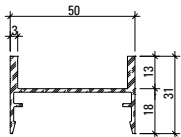
407.862



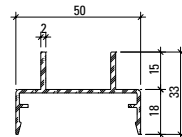
407.863



407.864



407.900



407.911

#### Werkstoff

Aluminium EN AW 6060 T66 roh, leicht eingeölt

#### Matériau

Aluminium EN AW 6060 T66 brut, légèrement huilé

#### Material

Aluminium EN AW 6060 T66 mill finish, slightly oiled

Profil-Nr.	G kg/m	U m <sup>2</sup> /m	P m <sup>2</sup> /m	L mm
407.860	0,266	0,147	0,072	6000
407.861	0,341	0,185	0,084	6000
407.862	0,394	0,213	0,098	6000

Profil-Nr.	G kg/m	U m <sup>2</sup> /m	P m <sup>2</sup> /m	L mm
407.863	0,660	0,313	0,148	6000
407.864	1,344	0,360	0,228	6000
407.900	0,556	0,240	0,138	6000
407.911	0,510	0,245	0,146	6000

**Deckprofile 50 mm (Masstab 1:3)**  
**Profils de recouvrement 50 mm (échelle 1:3)**  
**Cover sections 50 mm (scale 1:3)**

VISS Fire  
 VISS Fire  
 VISS Fire

**Edelstahl Deckprofile  
 Pfosten**

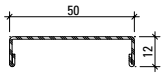
**Profils de recouvrement acier Inox  
 Montant**

**Stainless steel cover sections  
 Mullion**

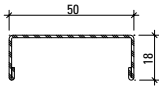
Werkstoff 1.4301 (AISI 304)  
 geschliffen, Korn 220/240,  
 mit Schutzfolie

Qualité 1.4301 (AISI 304)  
 brossé, grain 220/240,  
 avec feuille de protection

Material 1.4301 (AISI 304)  
 polished, grain 220/240,  
 with protective film



**400.860**



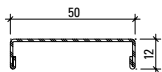
**400.861**



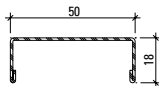
Werkstoff 1.4401 (AISI 316)  
 geschliffen, Korn 220/240,  
 mit Schutzfolie

Qualité 1.4401 (AISI 316)  
 brossé, grain 220/240,  
 avec feuille de protection

Material 1.4401 (AISI 316)  
 polished, grain 220/240,  
 with protective film



**400.862**



**400.863**



Profil-Nr.	G kg/m	L mm
<b>400.860</b>	0,644	6000
<b>400.861</b>	0,734	6000

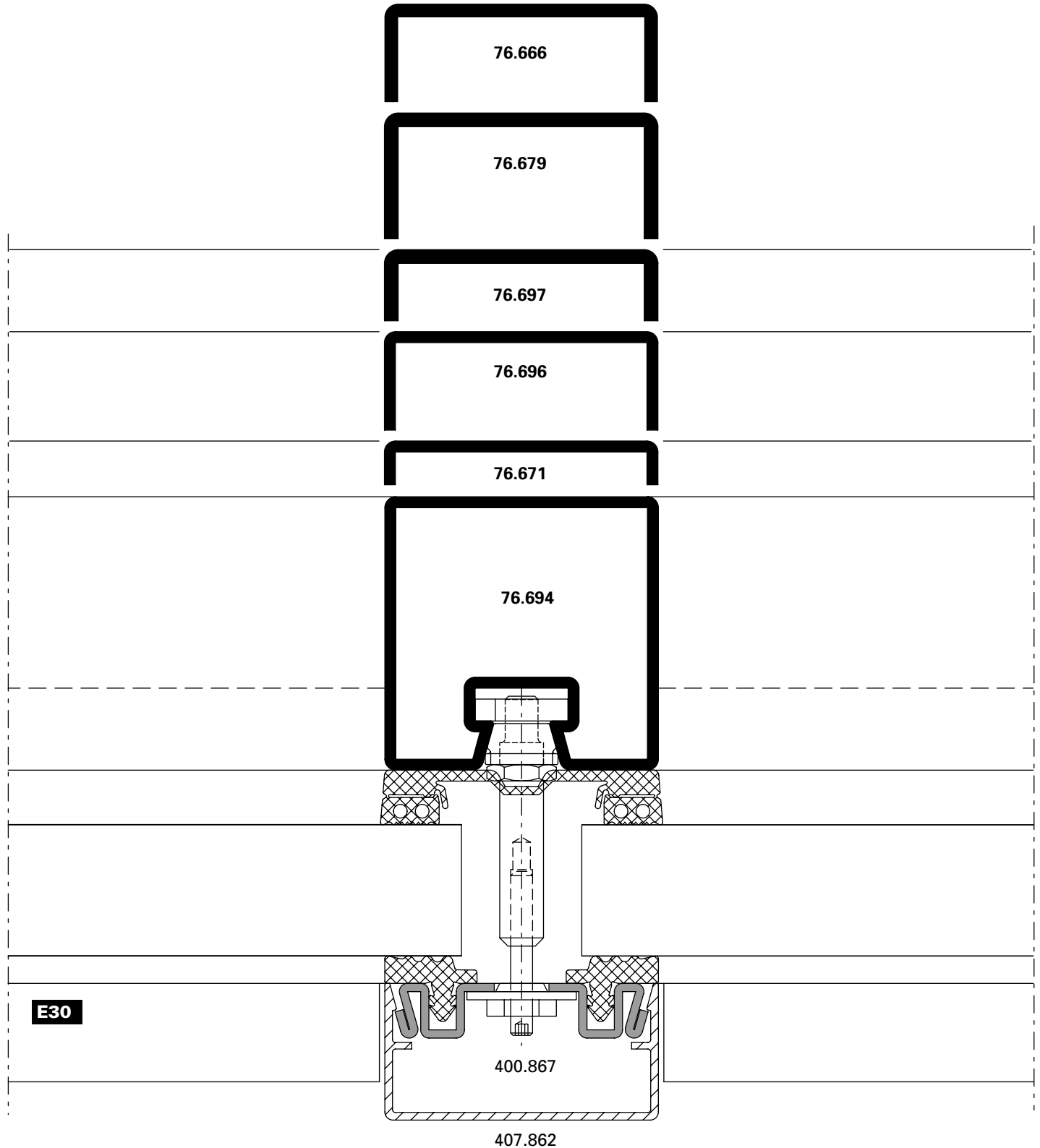
Profil-Nr.	G kg/m	L mm
<b>400.862</b>	0,652	6000
<b>400.863</b>	0,744	6000



Pfosten-Detail

Détail du montant

Detail of mullion



E30

DXF

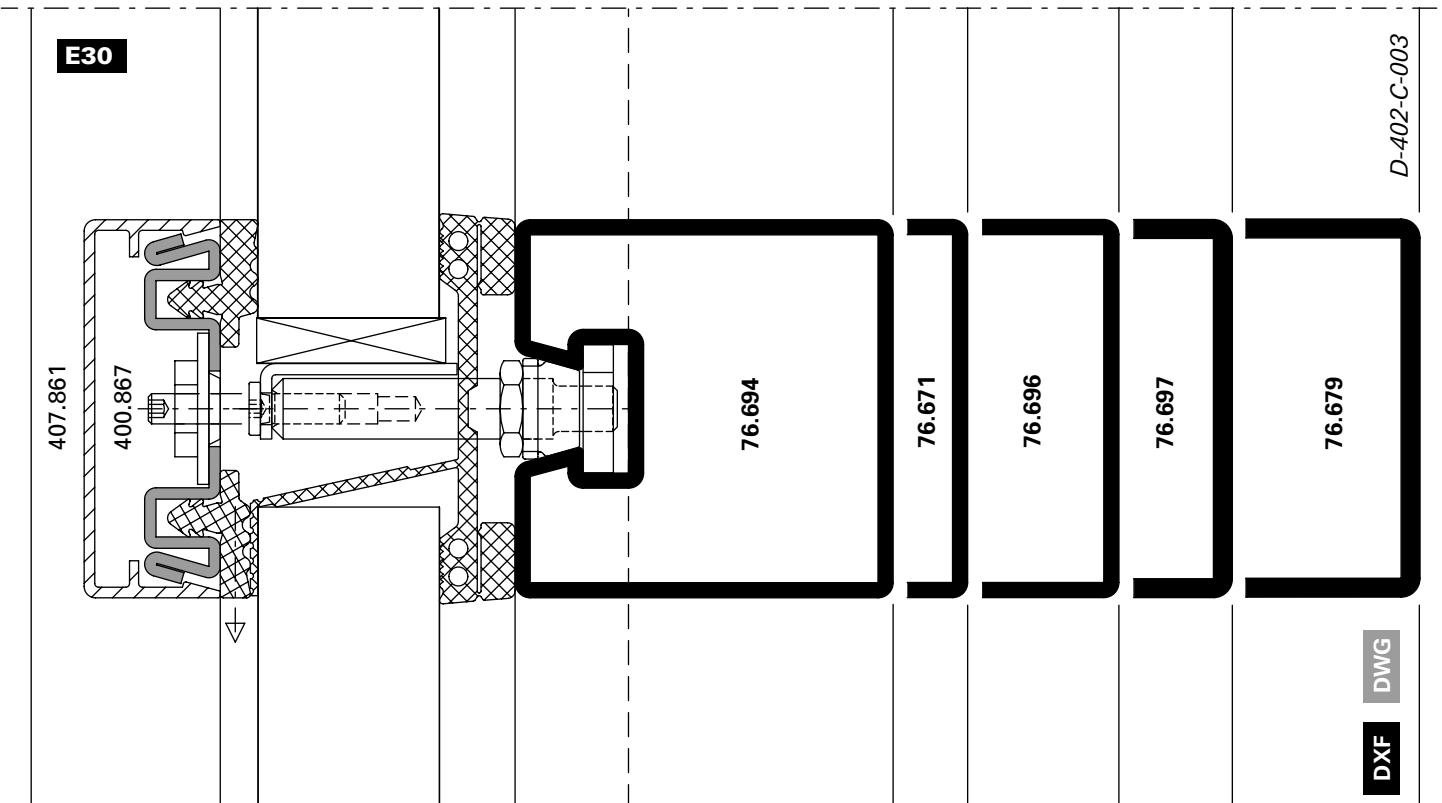
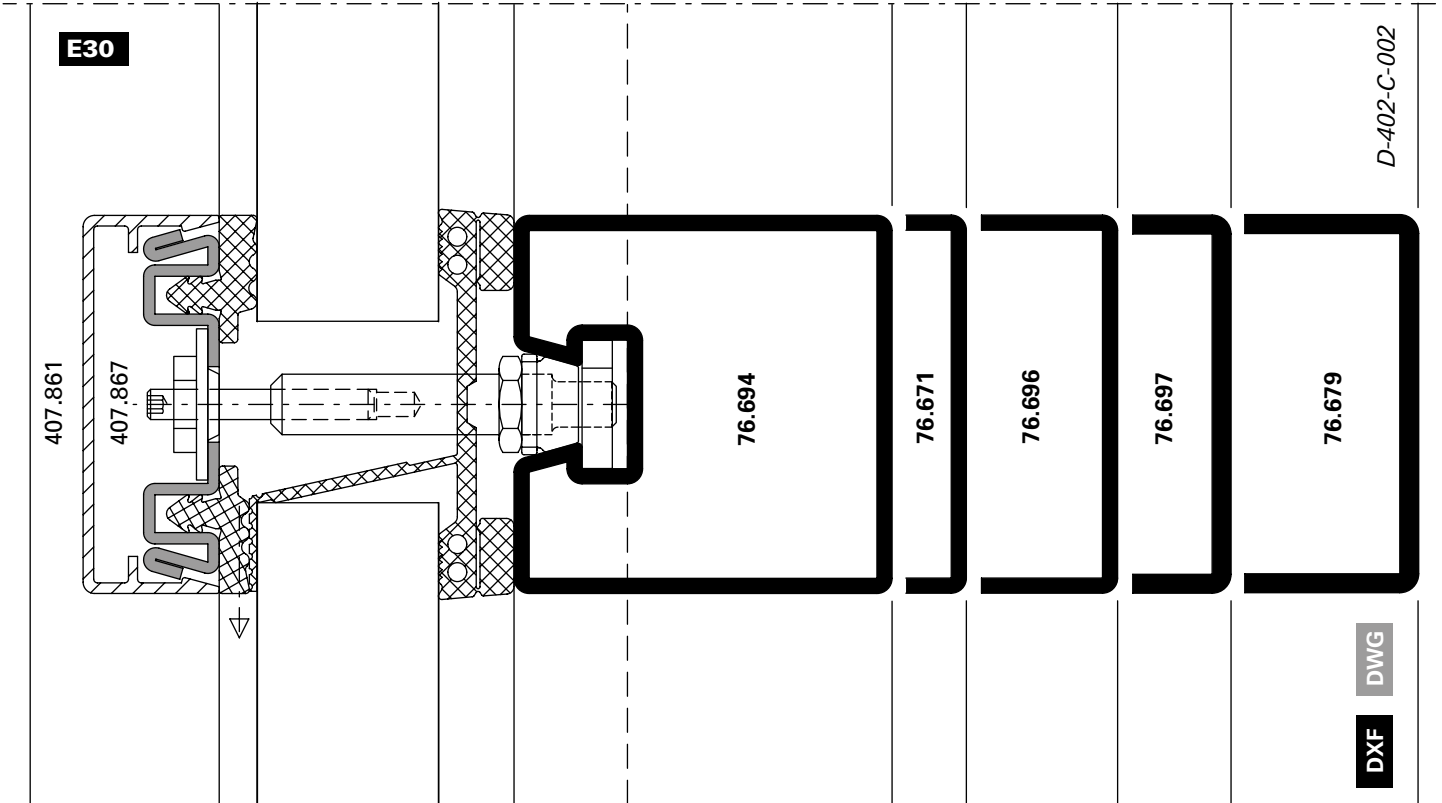
DWG

D-402-C-001

Riegel-Detail

Détail de la traverse

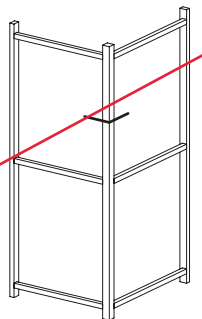
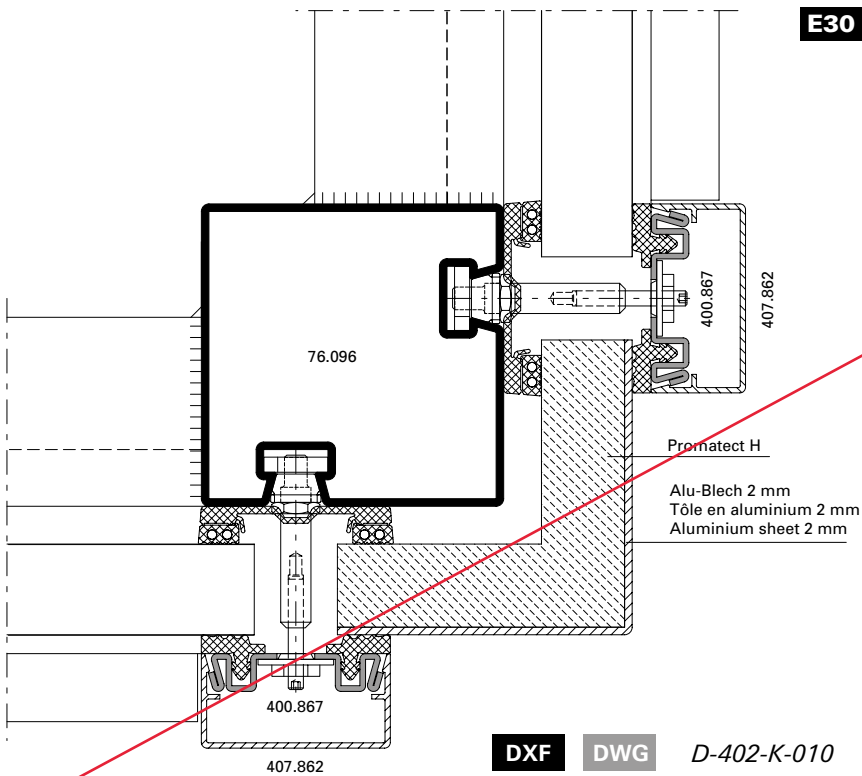
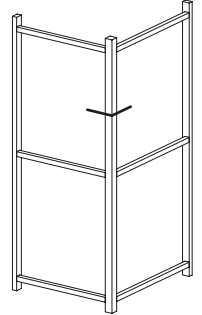
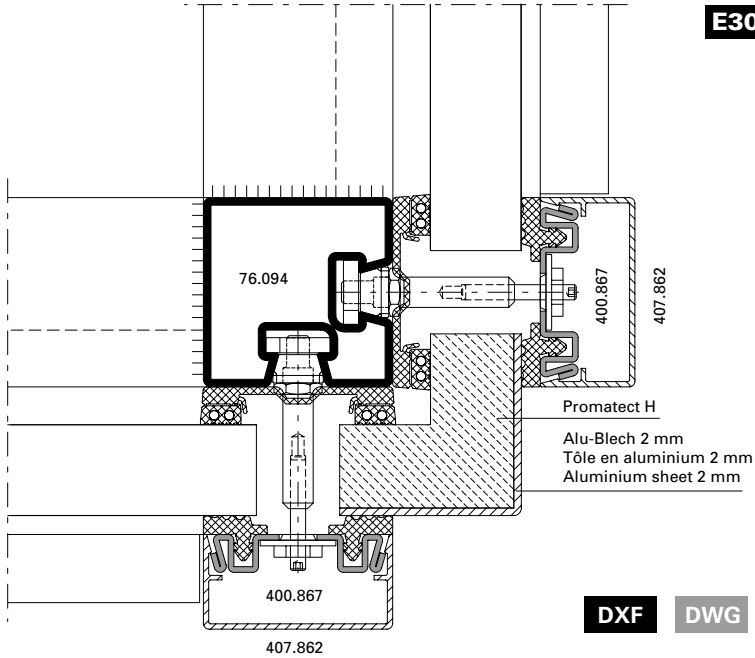
Detail of transom



Eckausbildung 90°

Formation d'angle 90°

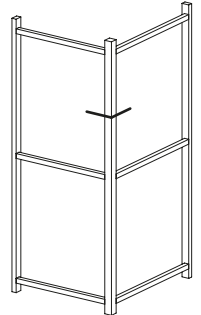
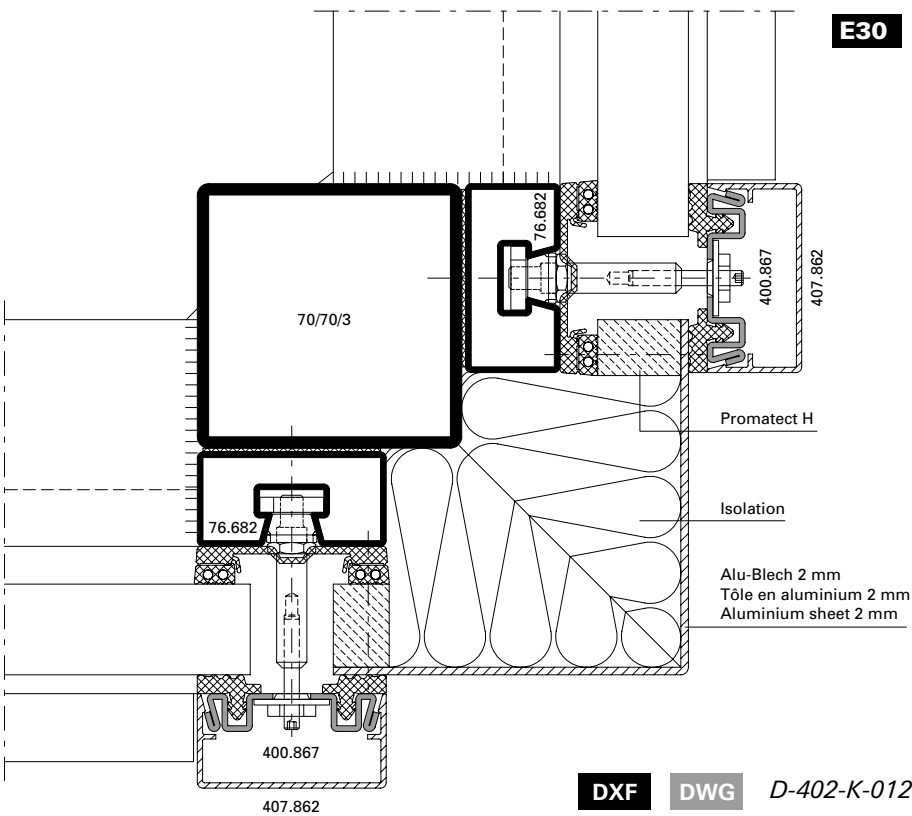
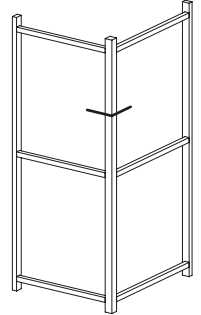
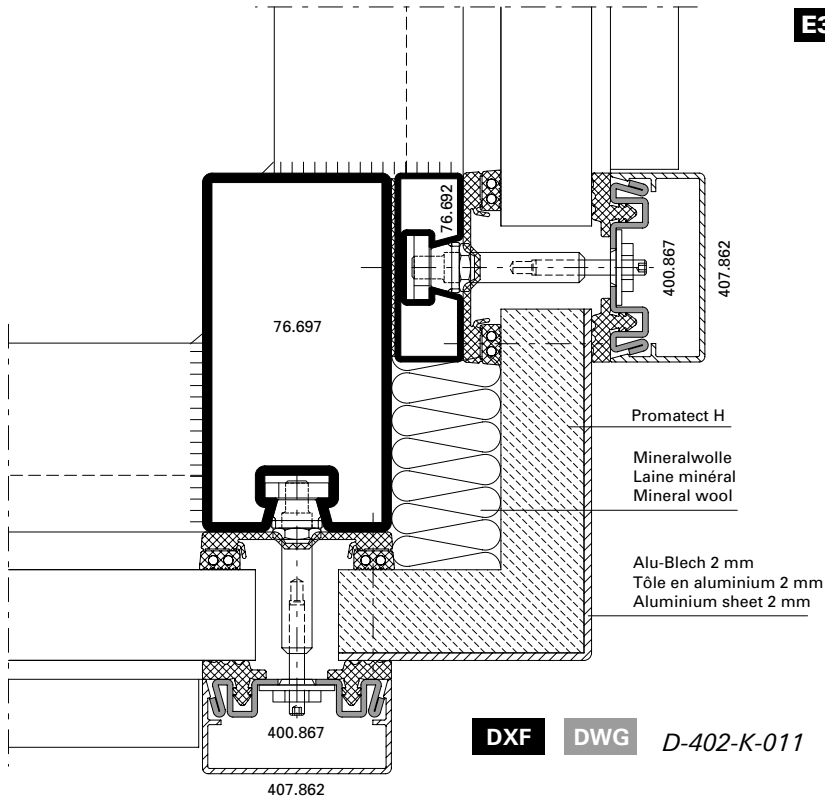
90° corner construction



Eckausbildung 90°

Formation d'angle 90°

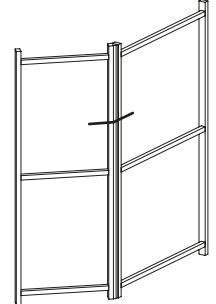
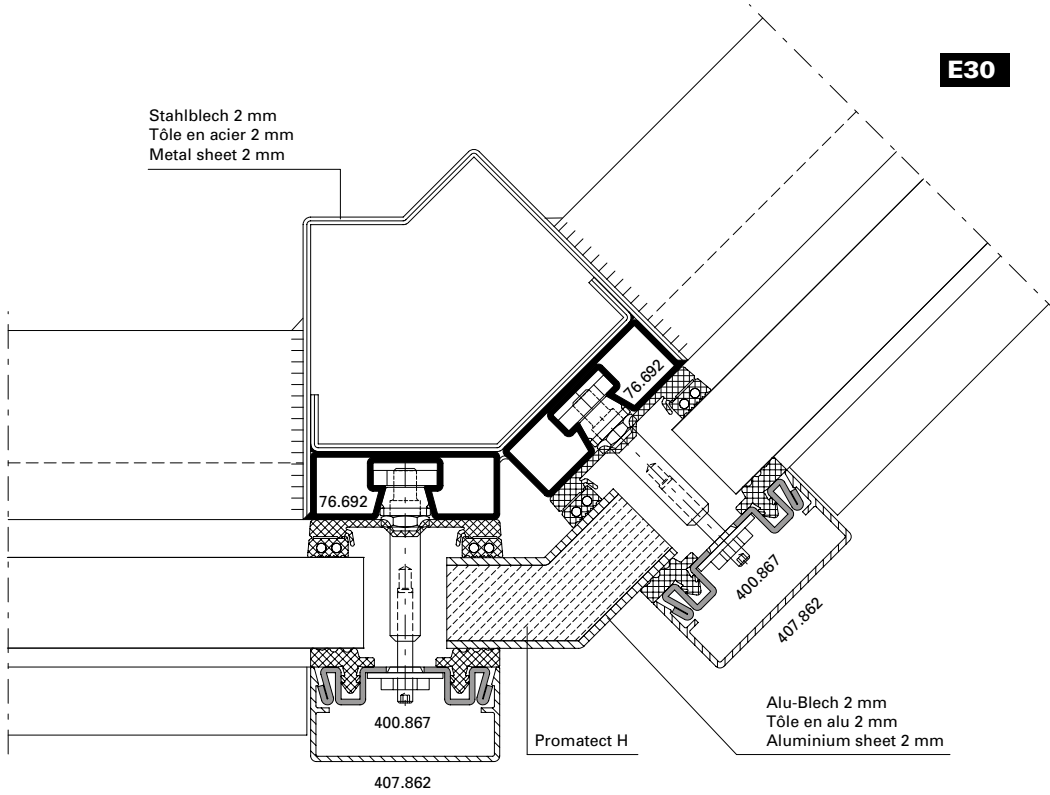
90° corner construction



Aussenecke 135°

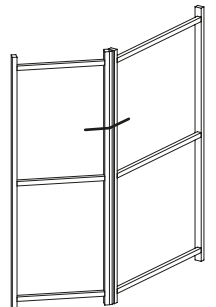
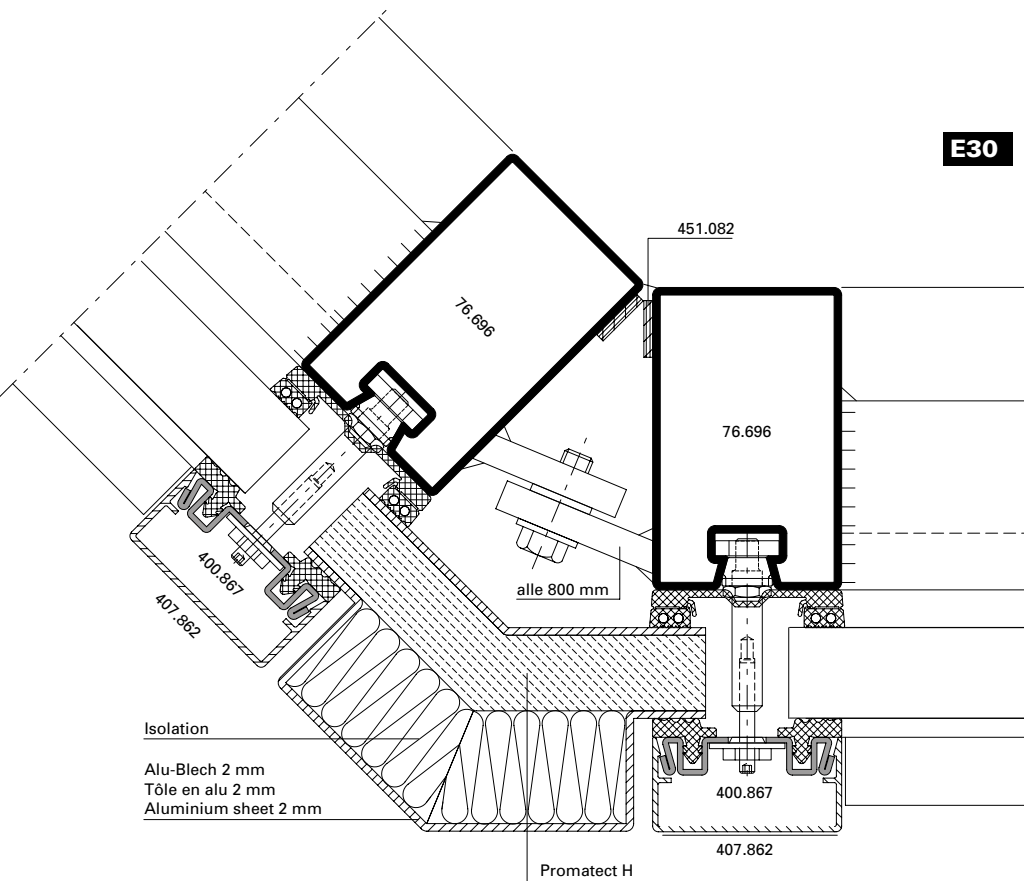
Angle extérieur 135°

Outer corner 135°



DXF DWG

D-402-K-006



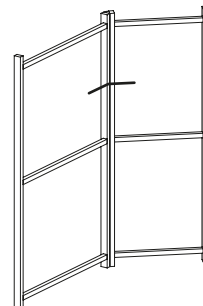
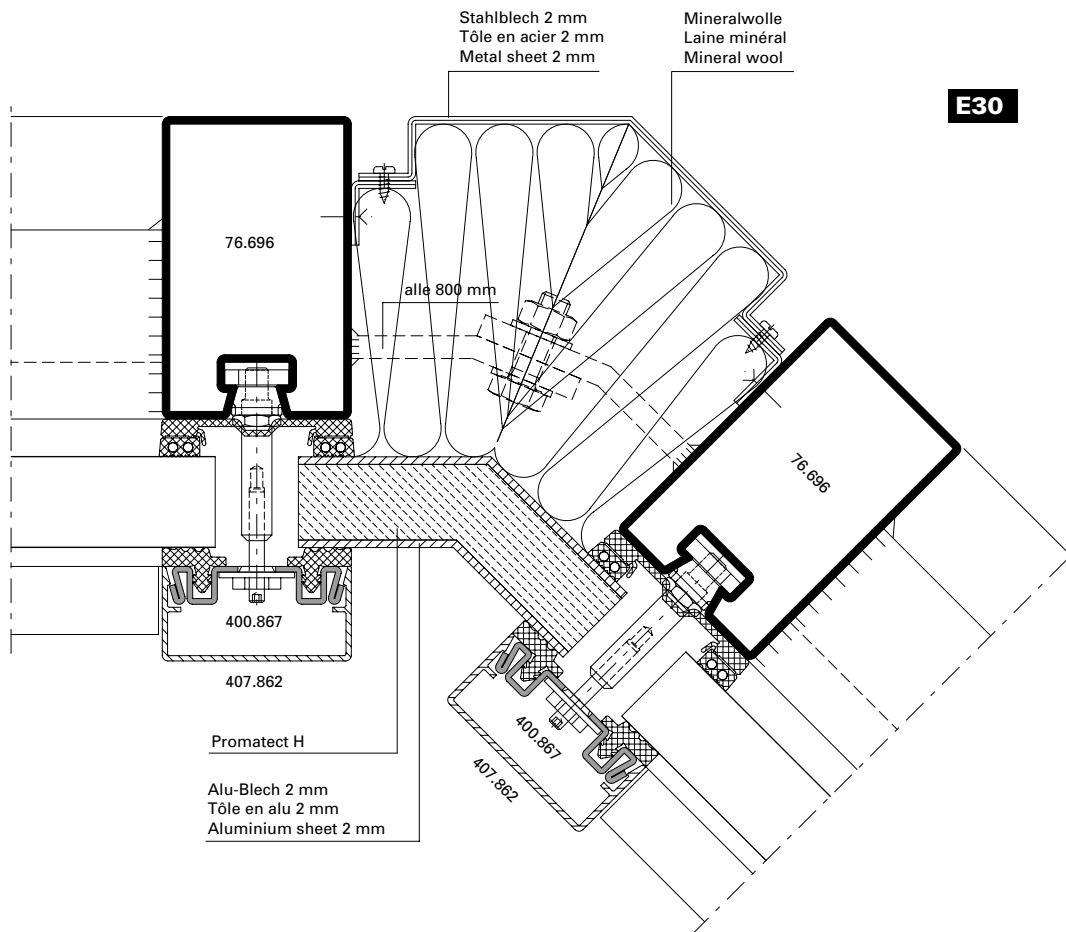
DXF DWG

D-402-K-004

Innenecke 135°

Angle intérieur 135°

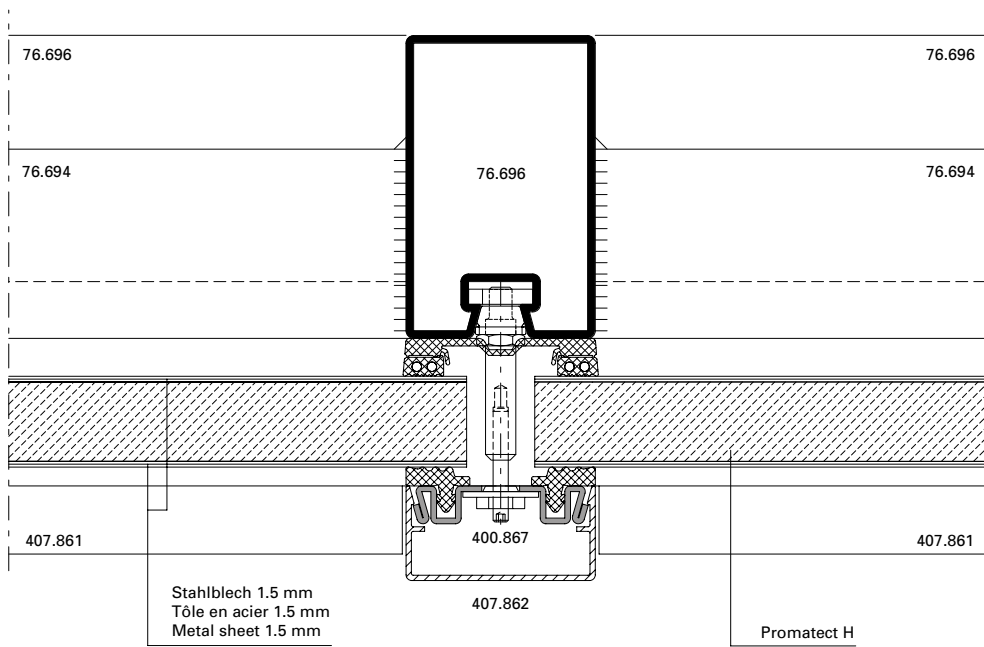
Inner corner 135°



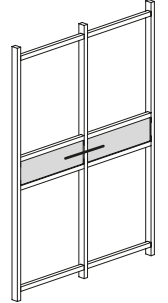
Panel-Ausbildungen

Agencements de panneau

Panel designs

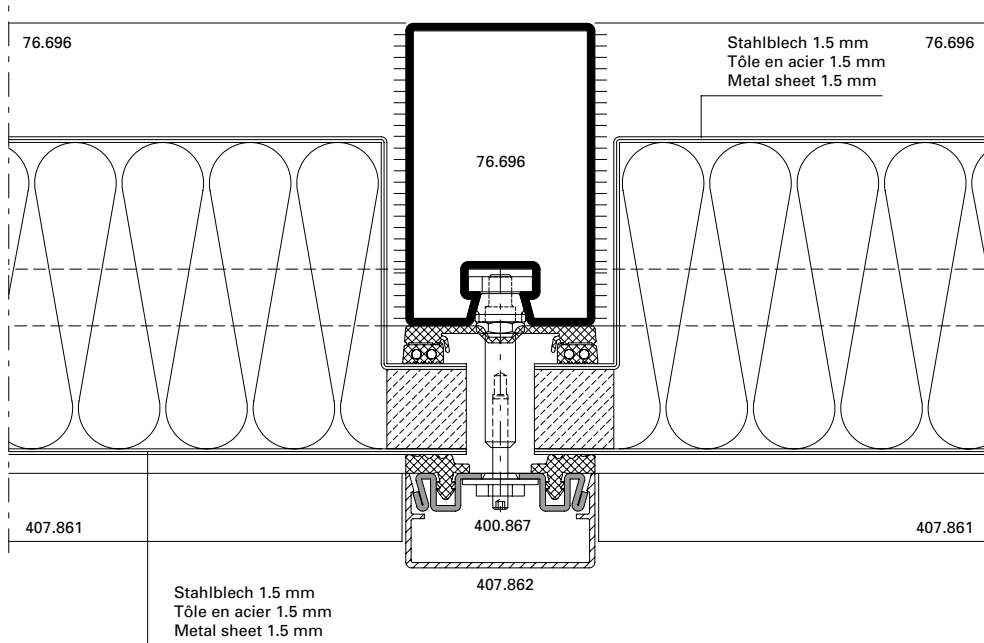


E30

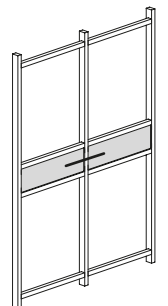


DXF DWG

D-402-K-001



E30



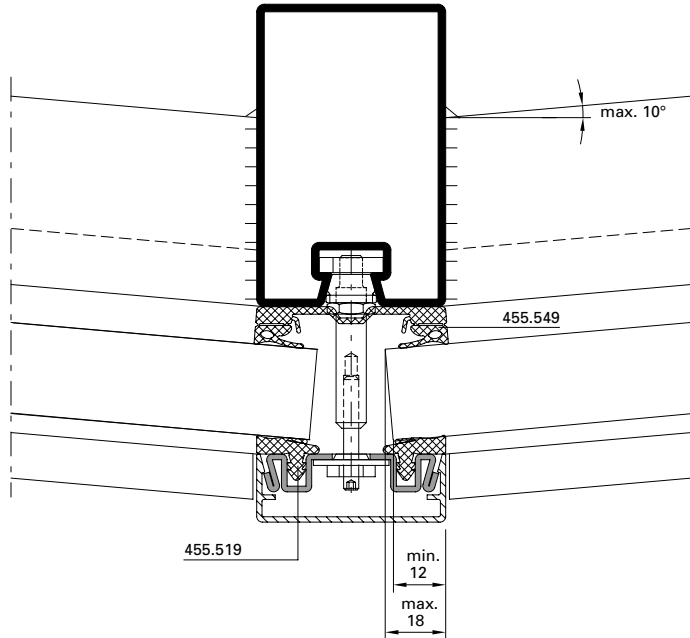
DXF DWG

D-402-K-002

Segment-Pfosten

Montant segment

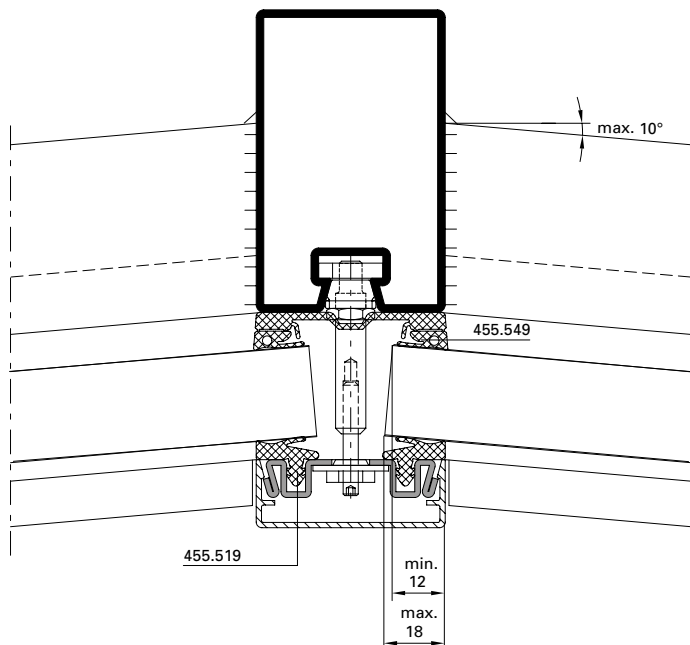
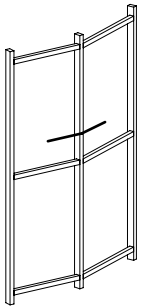
Segmented mullion



E30

DXF DWG

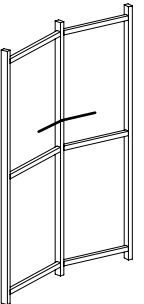
D-402-K-013



E30

DXF DWG

D-402-K-014

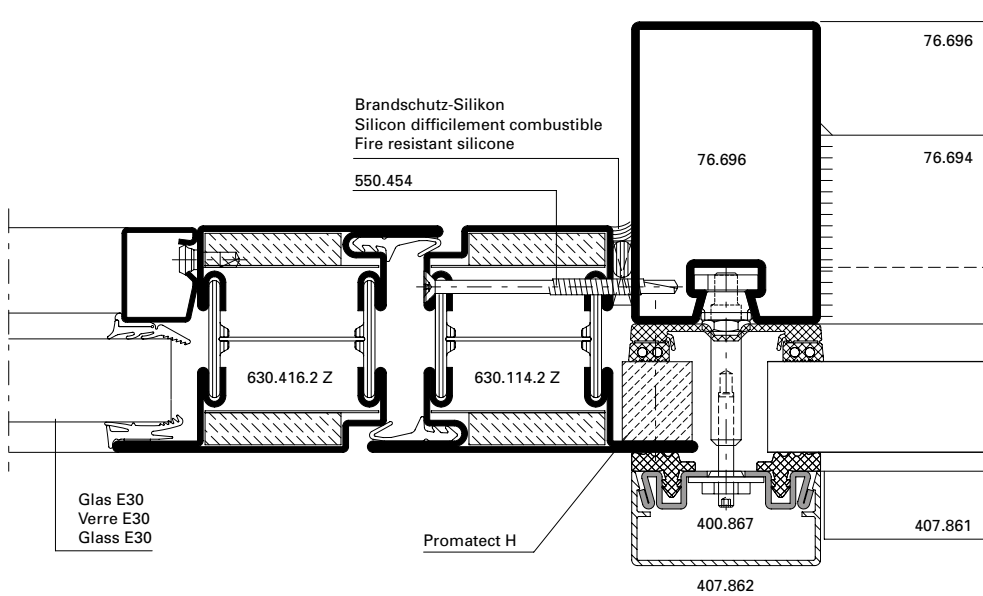




Einsatzelemente Türen

Éléments de remplissage portes

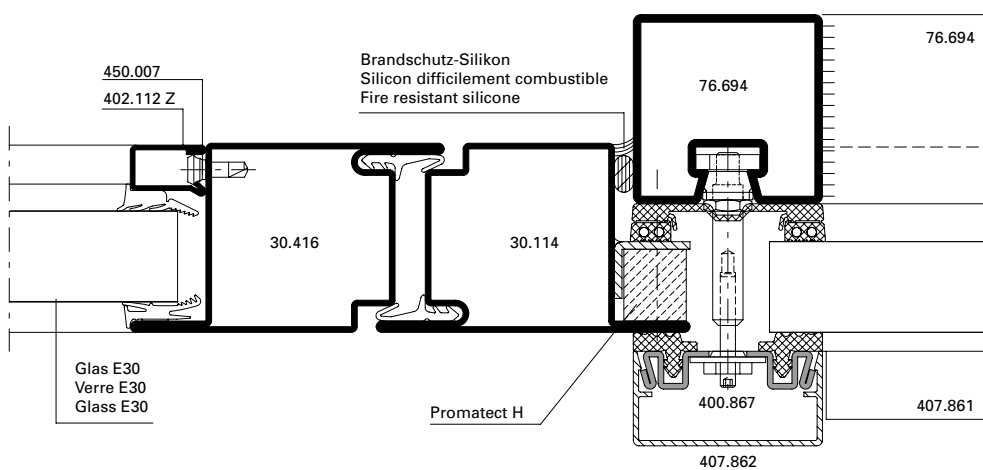
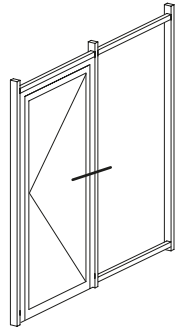
Infill elements doors



E30

DXF DWG

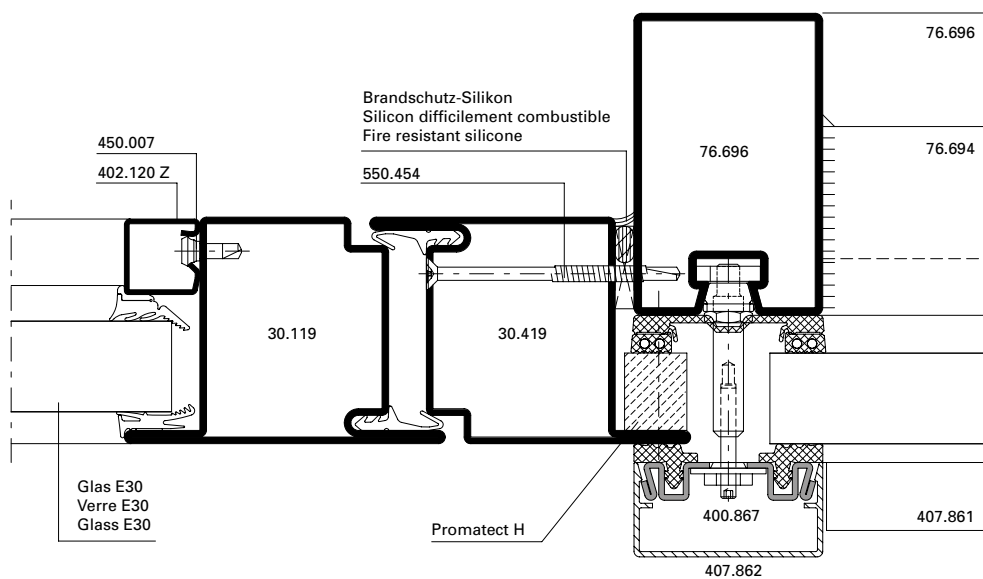
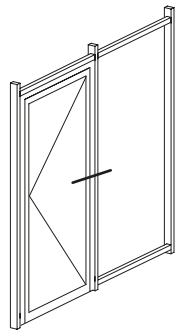
D-402-K-003



E30

DXF DWG

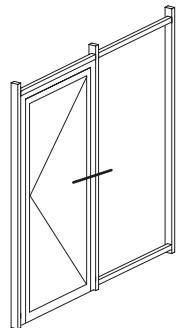
D-402-K-008



E30

DXF DWG

D-402-K-007



**Anschlüsse am Bau im Masstab 1:2**  
**Raccordement au mur à l'échelle 1:2**  
**Attachment to structure on scale 1:2**

VISS Fire  
 VISS Fire  
 VISS Fire

Stahlwinkel / Cornière en acier / Steel angle 40/40/4

Mineralwolle / Laine minérale / Mineral wool

Silikon

76.696

76.694

76.696

407.861

400.867

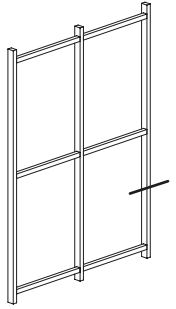
407.862

Promatect H

Alu-Blech / Tôle en alu / Aluminium sheet 2 mm

Silikon

**E30**



**DXF** **DWG**

D-402-A-001

Stahlwinkel / Cornière en acier / Steel angle 100/40/3

Keramikfaserband  
 Bande de fibre de céramique  
 Ceramic fibre strip

Mineralwolle / Laine minérale / Mineral wool

Silikon

76.696

76.694

76.696

407.861

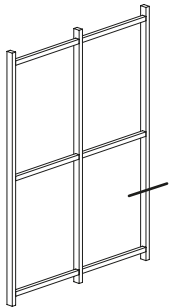
400.867

407.862

Promatect H

Mineralwolle / Laine minérale / Mineral wool

**E30**

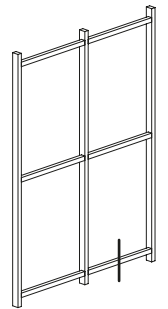
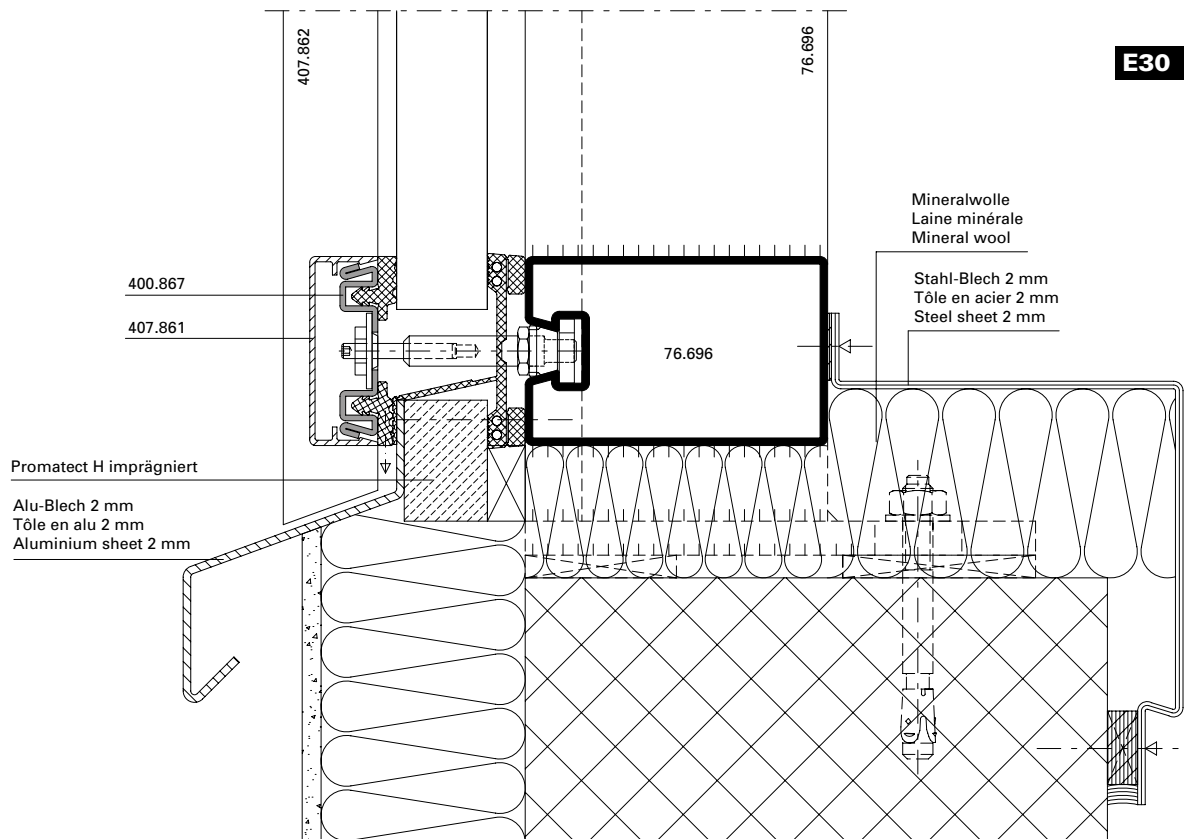
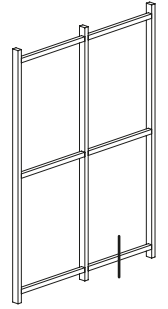
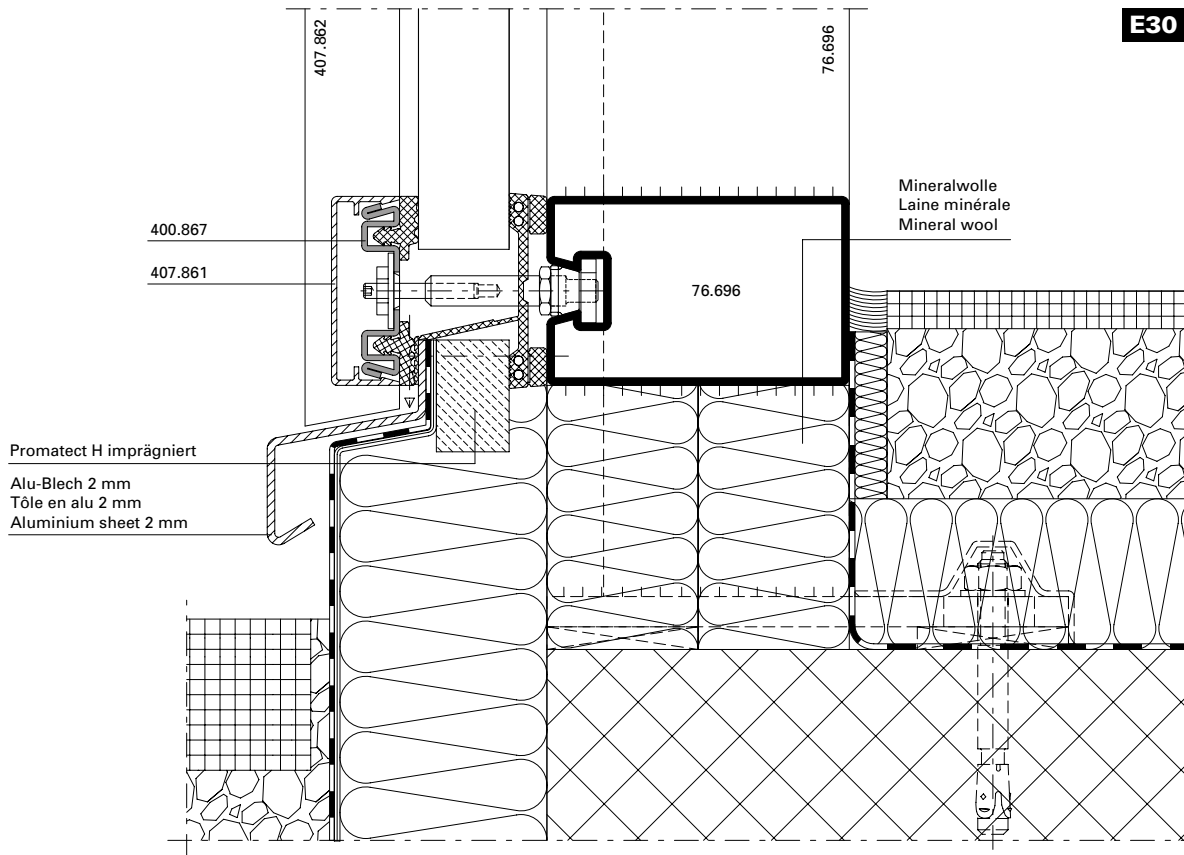


**DXF** **DWG**

D-402-A-002

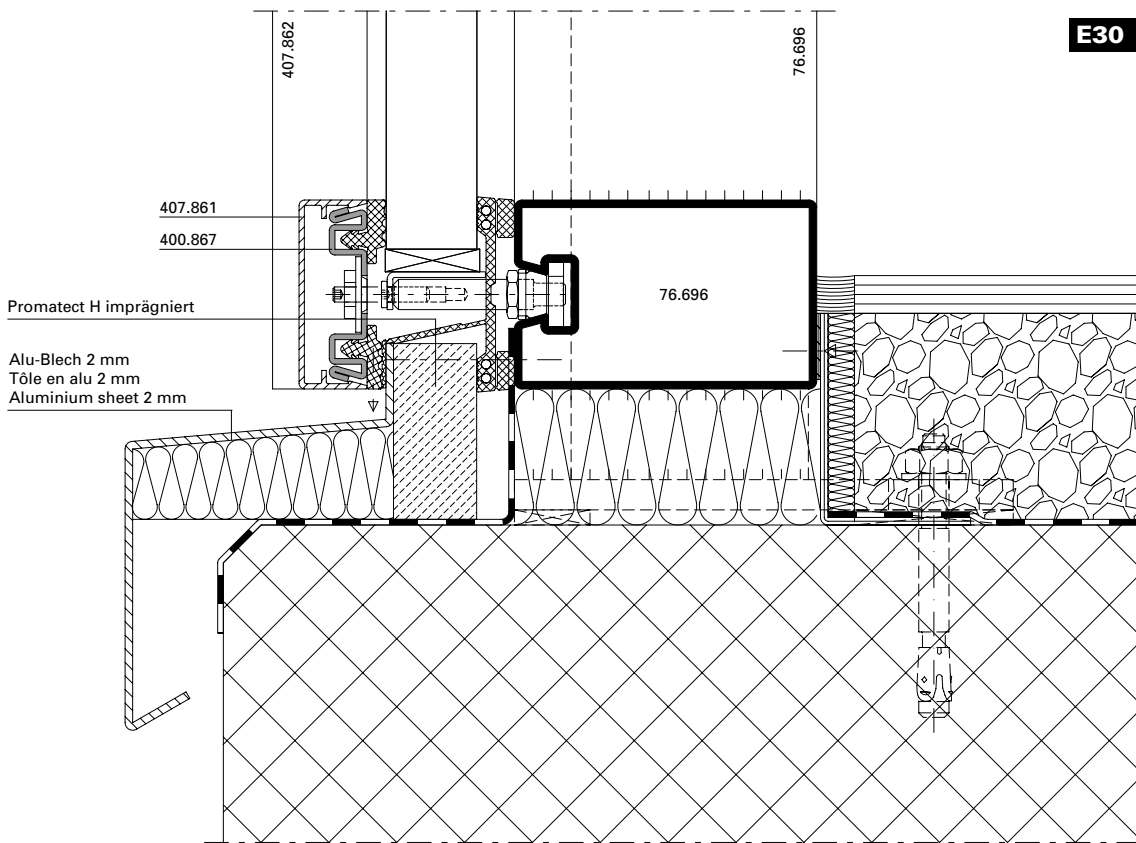
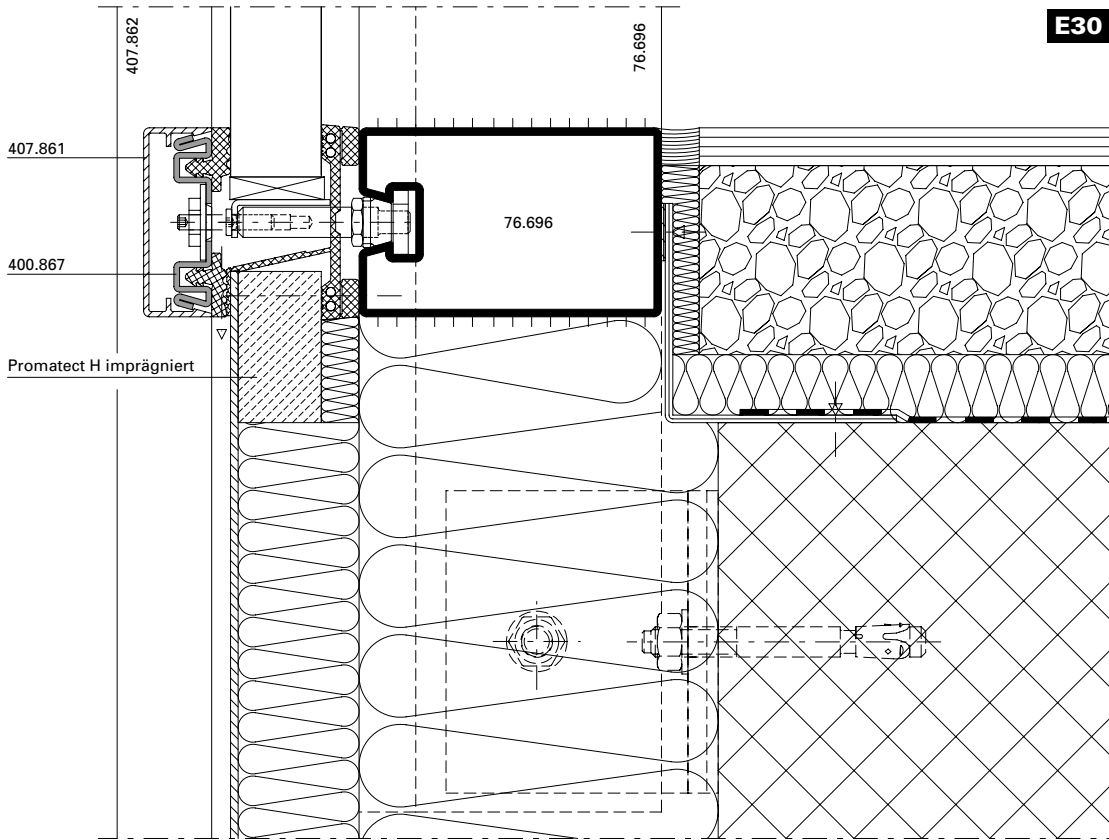
**Anschlüsse am Bau im Masstab 1:2**  
**Raccordement au mur à l'échelle 1:2**  
**Attachment to structure on scale 1:2**

**VISS Fire**  
**VISS Fire**  
**VISS Fire**



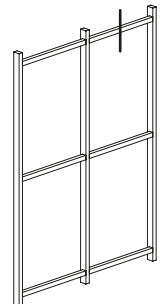
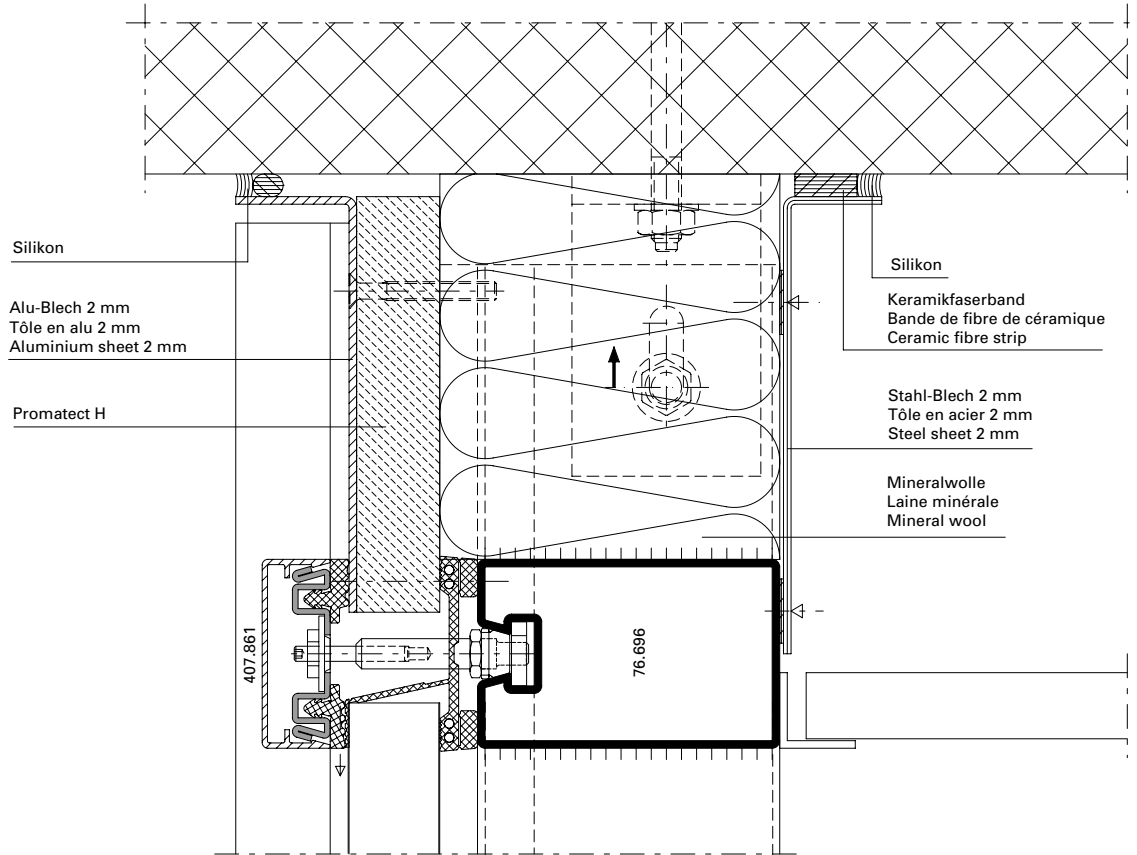
Anschlüsse am Bau im Masstab 1:2  
Raccordement au mur à l'échelle 1:2  
Attachment to structure on scale 1:2

VISS Fire  
VISS Fire  
VISS Fire



**Anschlüsse am Bau im Massstab 1:2**  
**Raccordement au mur à l'échelle 1:2**  
**Attachment to structure on scale 1:2**

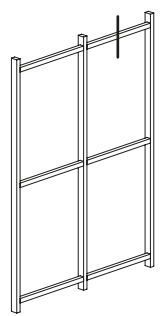
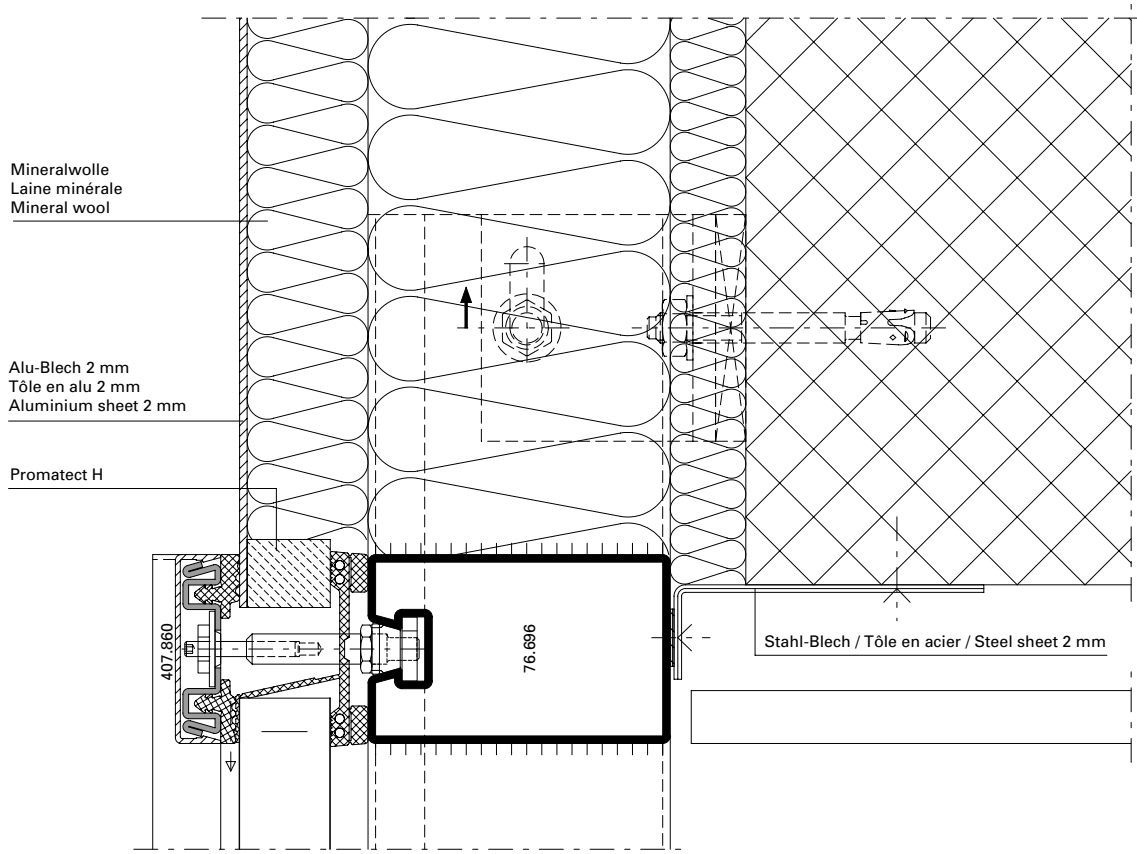
VISS Fire  
 VISS Fire  
 VISS Fire



**E30**

**DXF DWG**

D-402-A-011



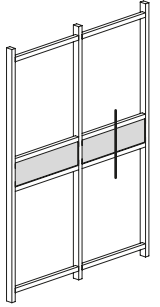
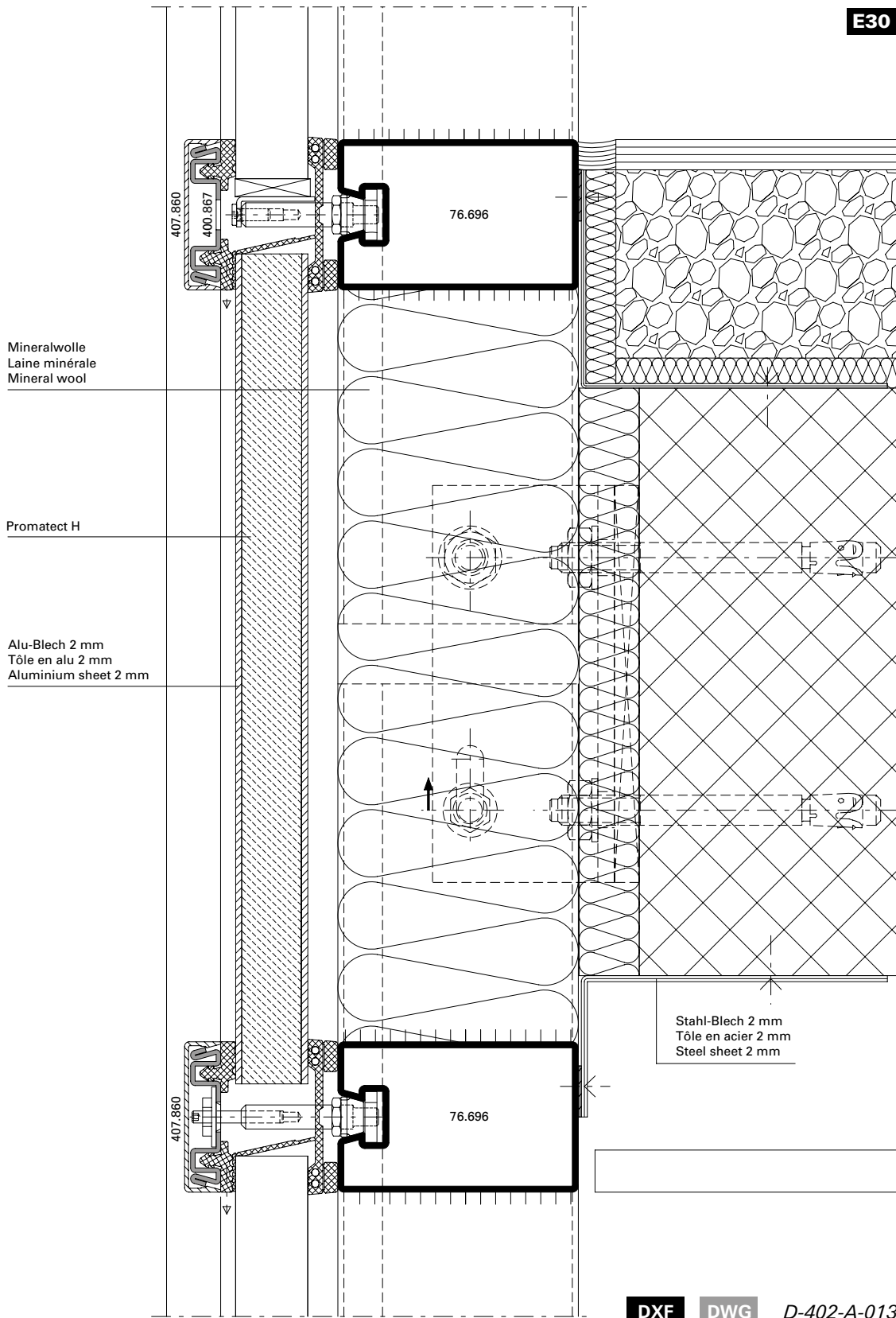
**E30**

**DXF DWG**

D-402-A-012

Anschlüsse am Bau im Masstab 1:2  
Raccordement au mur à l'échelle 1:2  
Attachment to structure on scale 1:2

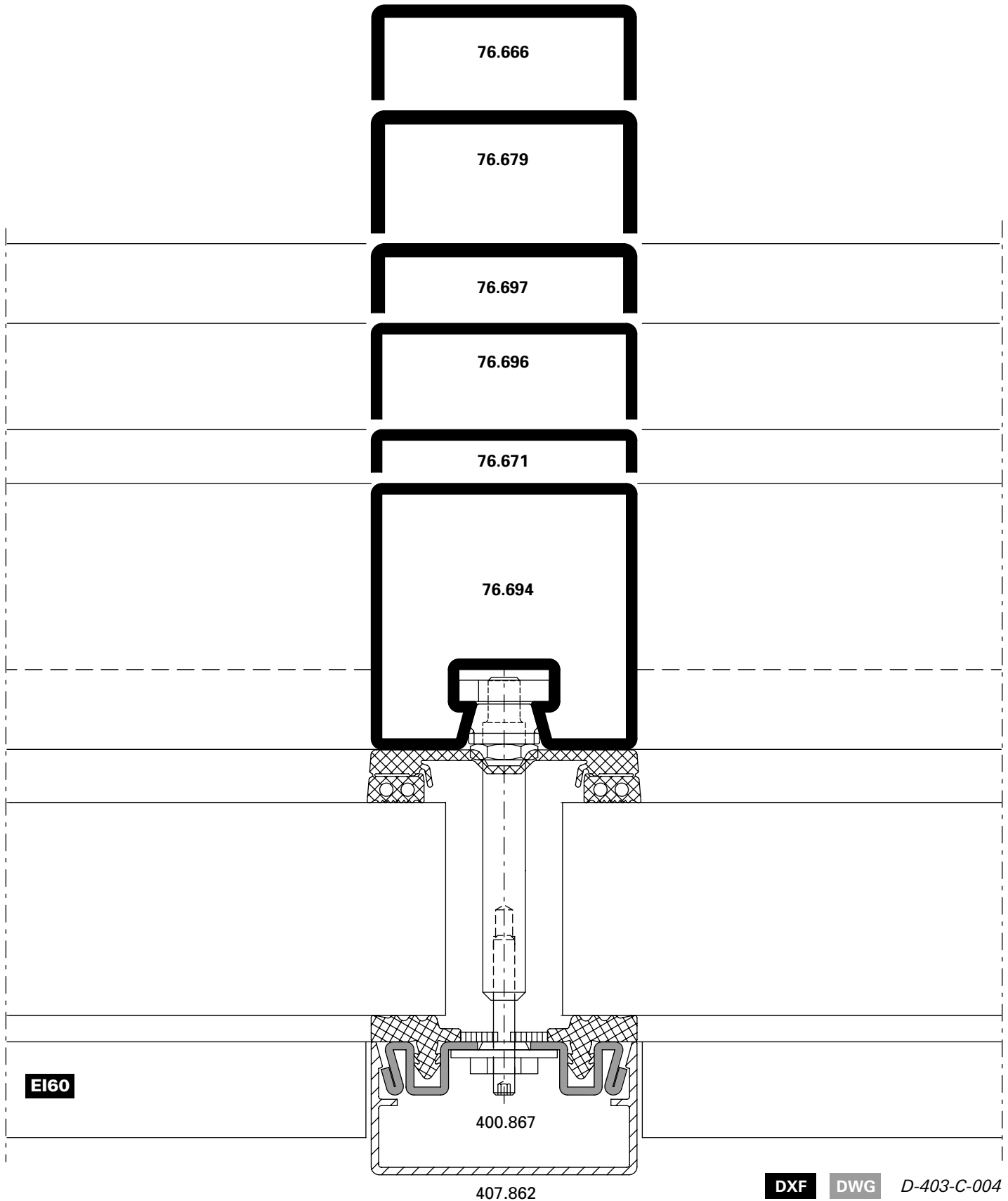
VISS Fire  
VISS Fire  
VISS Fire



Pfosten-Detail

Détail du montant

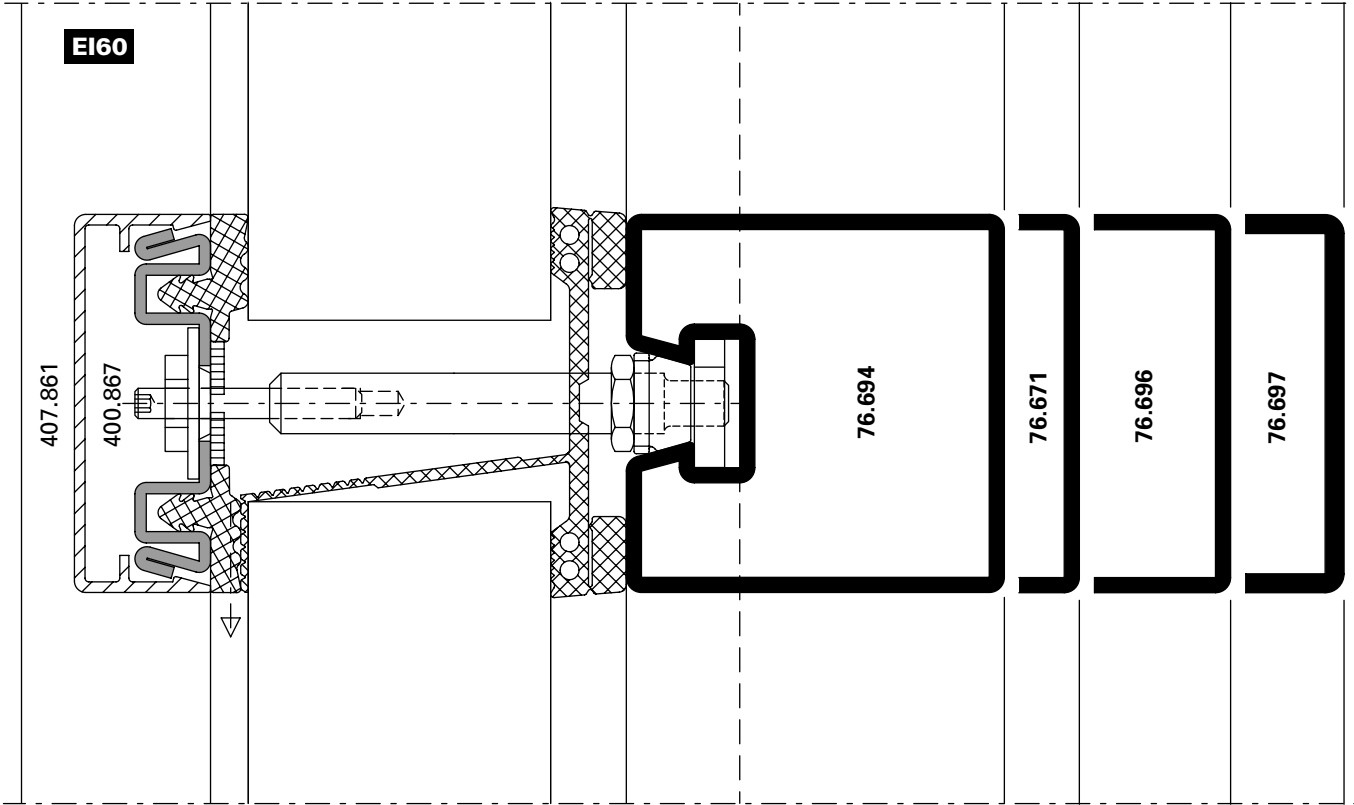
Detail of mullion



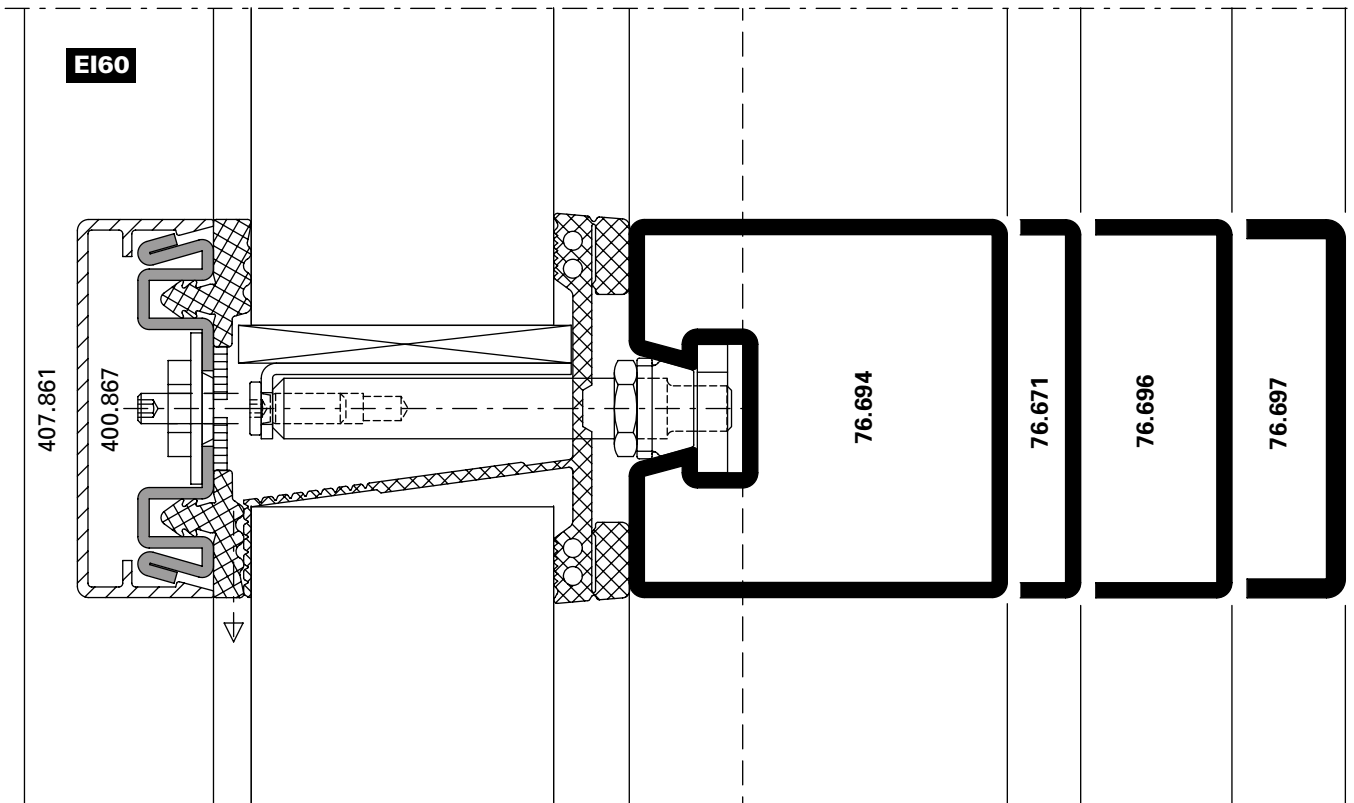
Riegel-Detail

Détail de la traverse

Detail of transom



DXF DWG D-403-C-005



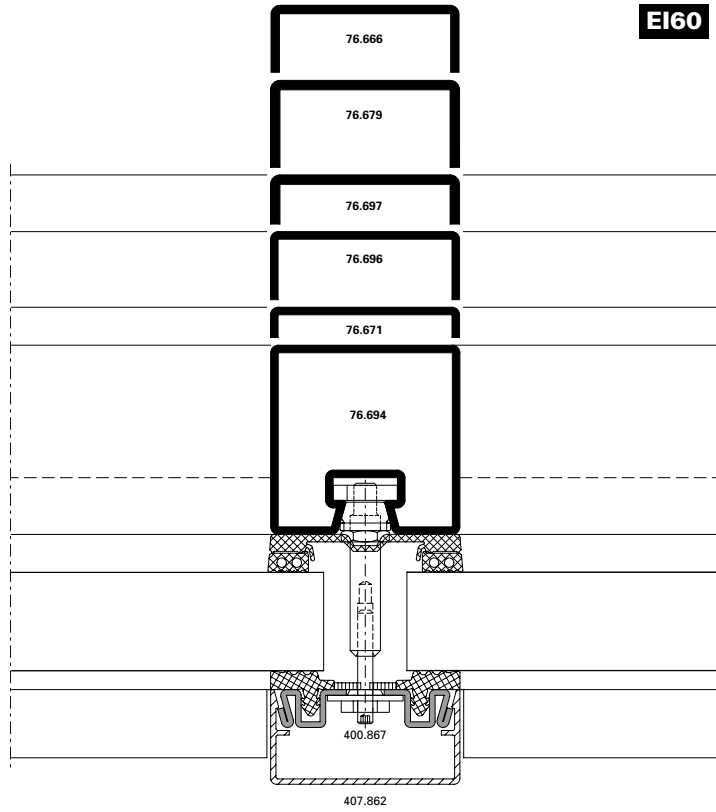
DXF DWG D-403-C-006



Pfosten-Detail

Détail du montant

Detail of mullion

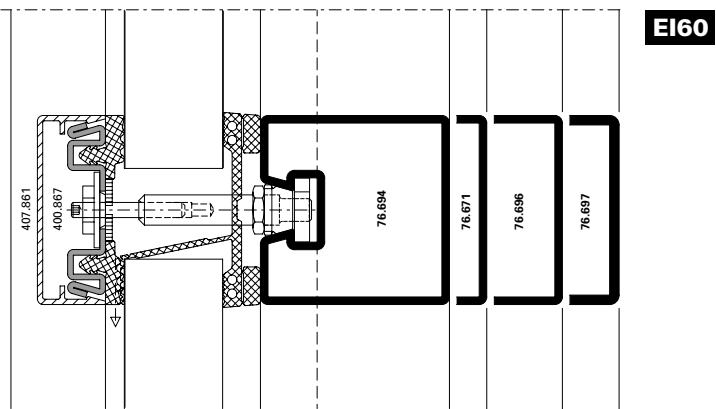


**DXF** **DWG** *D-403-C-013*

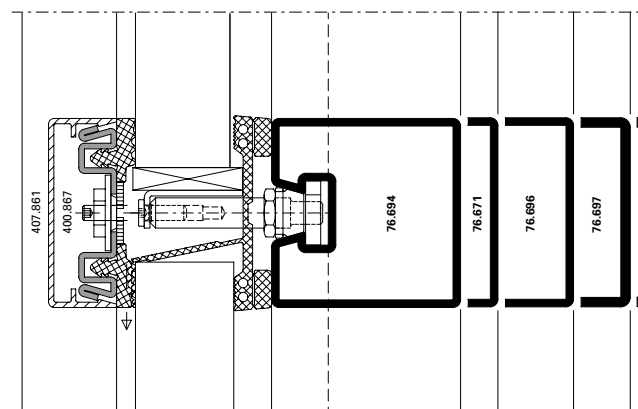
Riegel-Detail

Détail de la traverse

Detail of transom



**DXF** **DWG** *D-403-C-014*

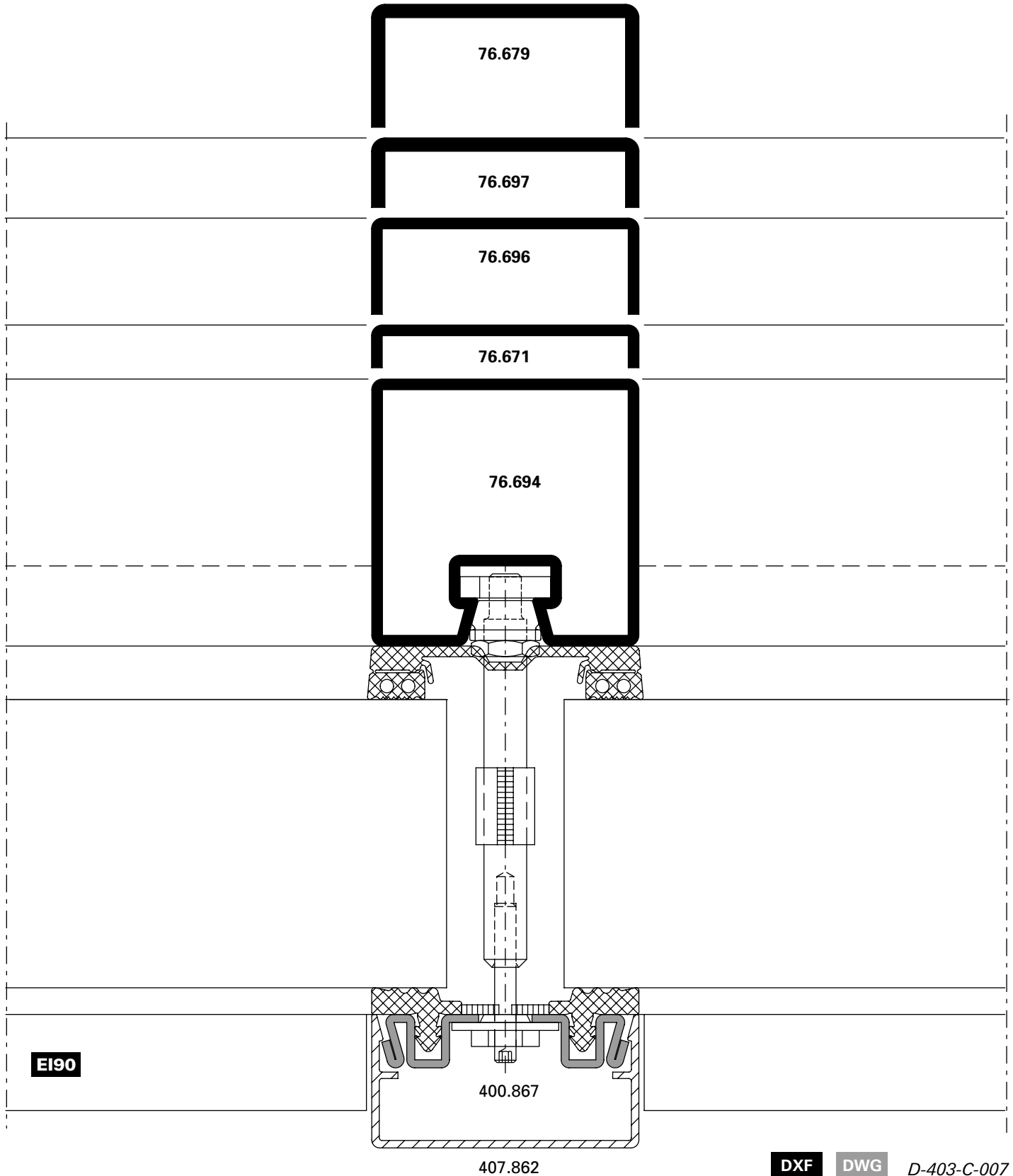


**DXF** **DWG** *D-403-C-015*

Pfosten-Detail

Détail du montant

Detail of mullion

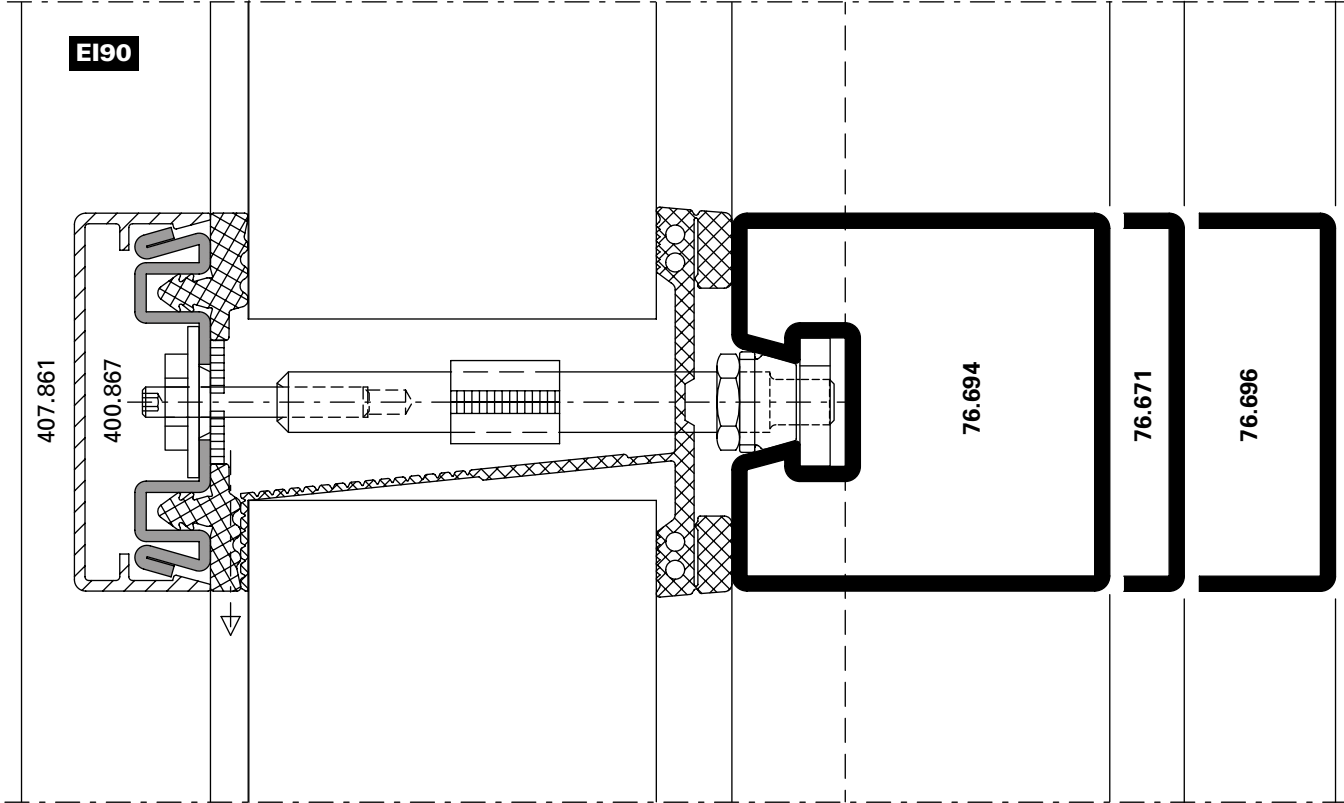


DXF DWG D-403-C-007

Riegel-Detail

Détail de la traverse

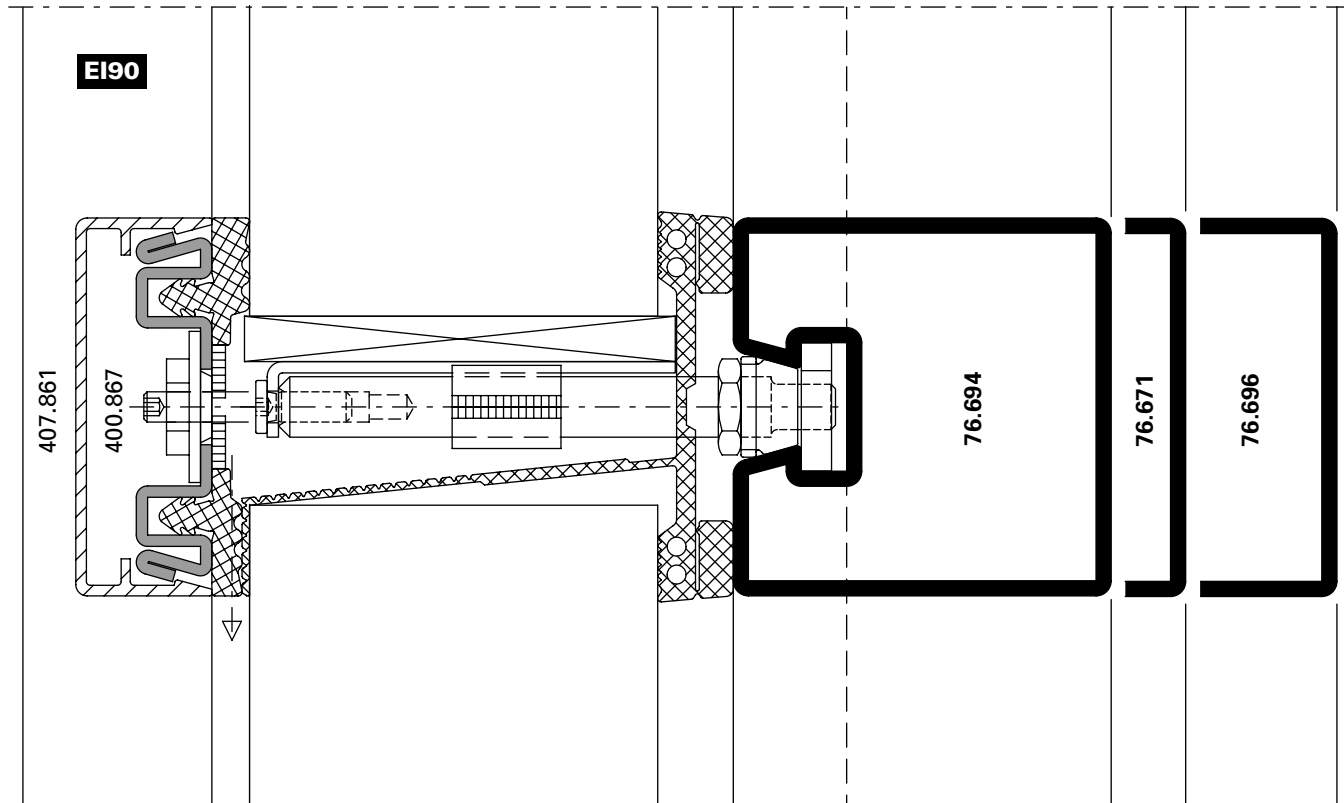
Detail of transom



D-403-C-008

DWG

DXF



D-403-C-009

DWG

DXF

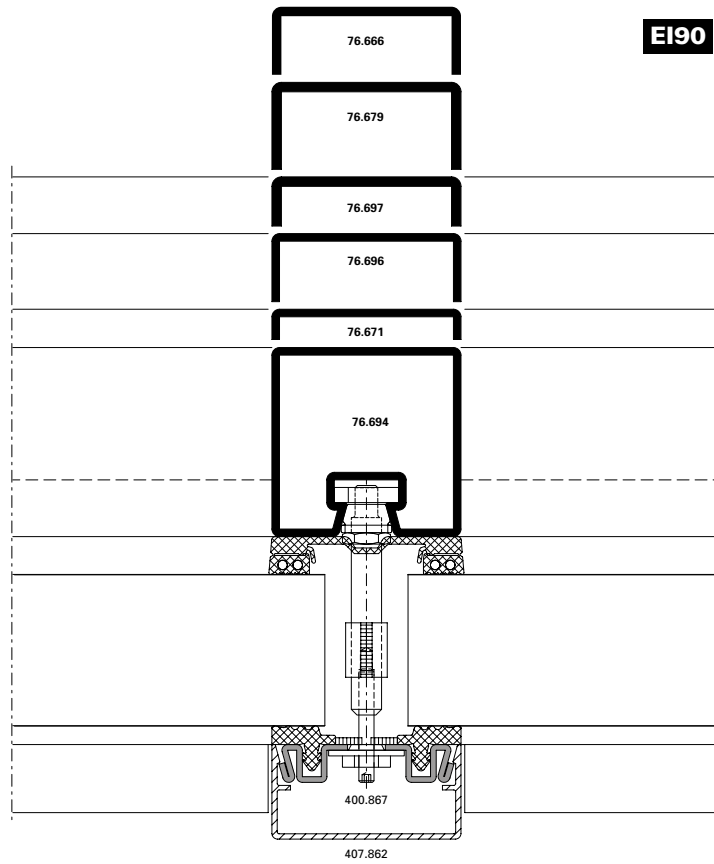
Schnittpunkte im Massstab 1:2  
 Coupe de détails à l'échelle 1:2  
 Section details on scale 1:2

VISS Fire  
 VISS Fire  
 VISS Fire

Pfosten-Detail

Détail du montant

Detail of mullion

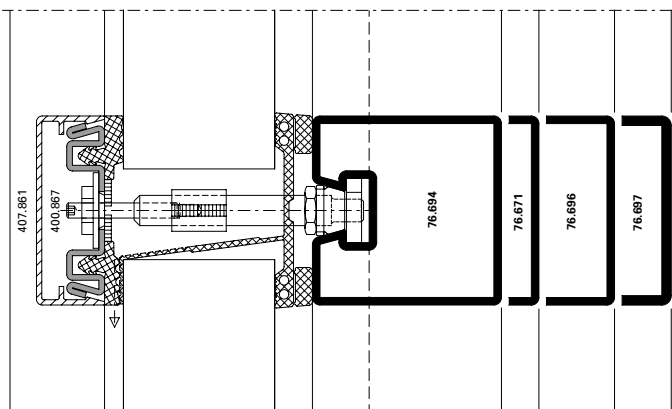


**DXF** **DWG** D-403-C-016

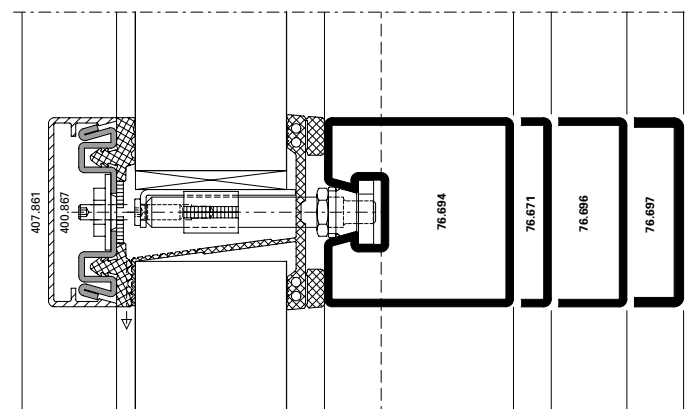
Riegel-Detail

Détail de la traverse

Detail of transom



**EI90** **DXF** **DWG** D-403-C-018

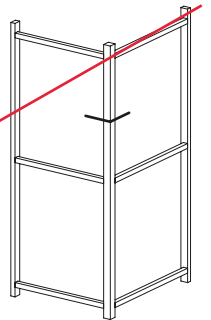
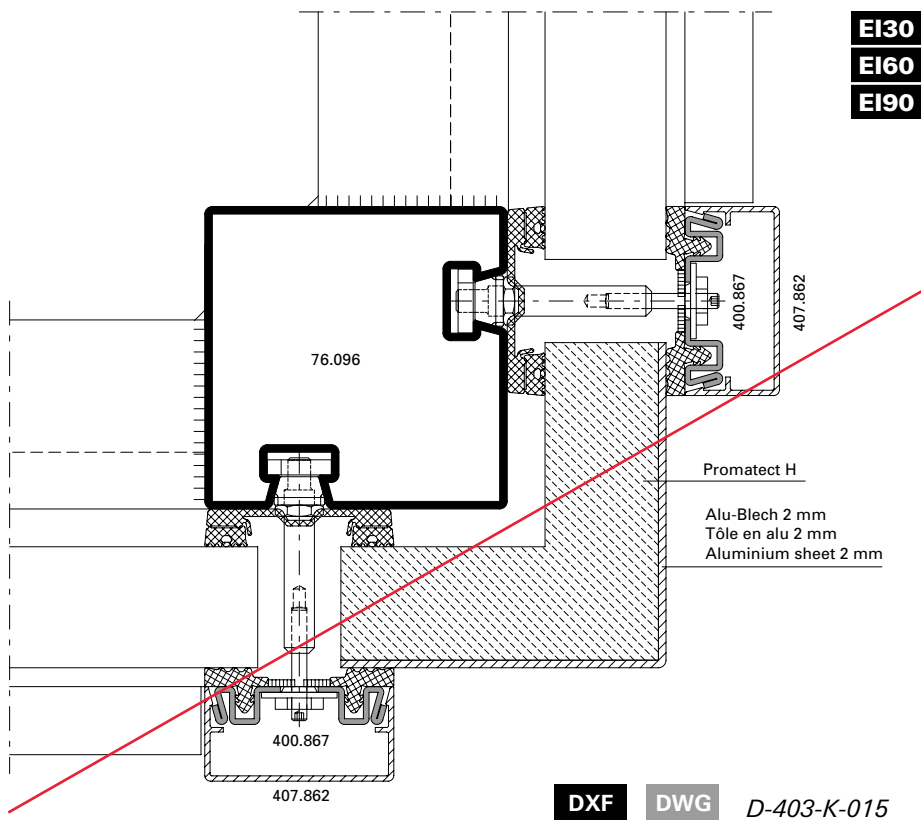
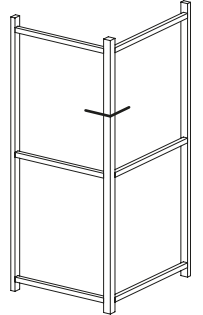
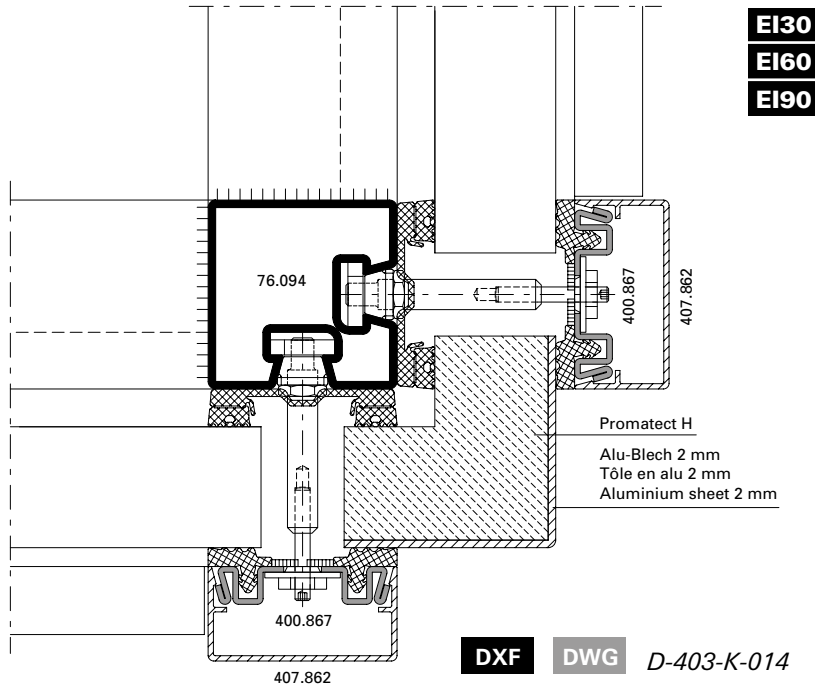


**DXF** **DWG** D-403-C-017

Eckausbildung 90°

Formation d'angle 90°

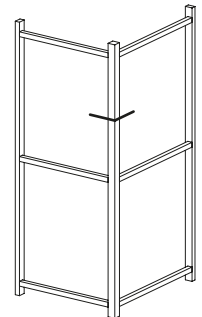
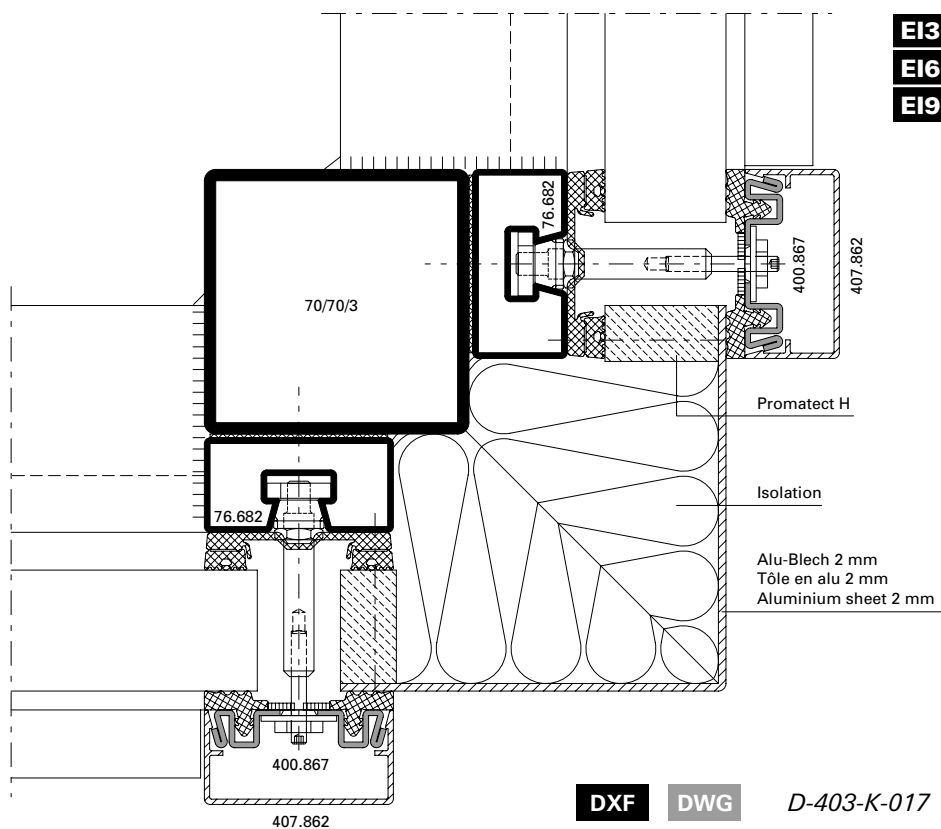
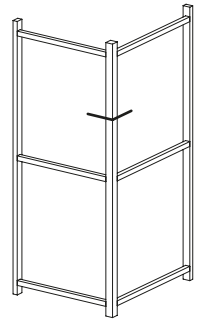
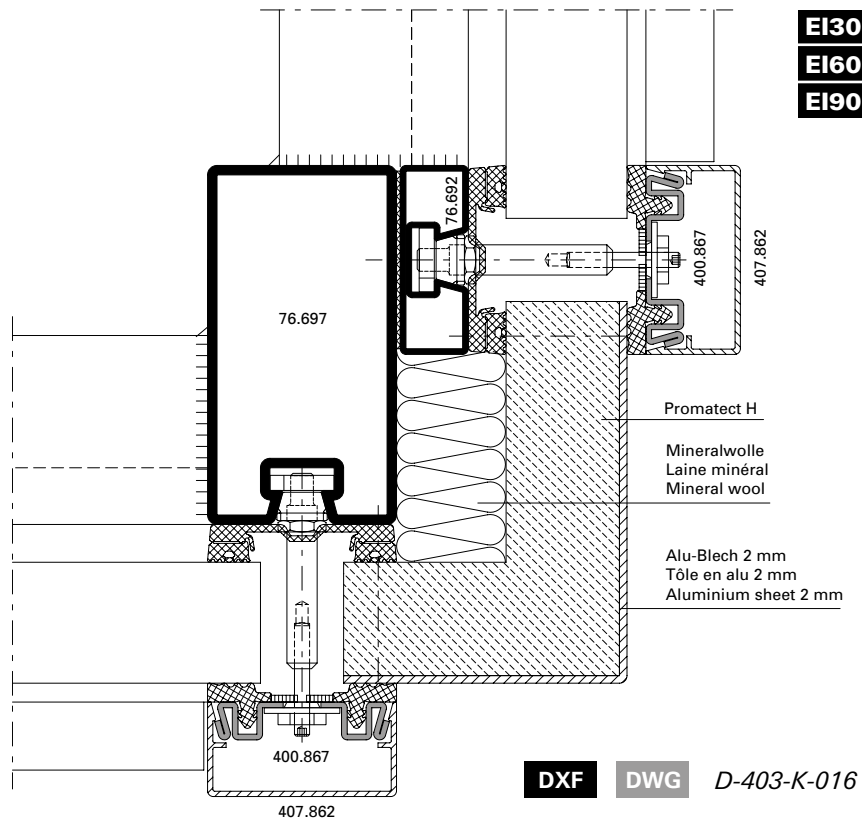
90° corner construction



Eckausbildung 90°

Formation d'angle 90°

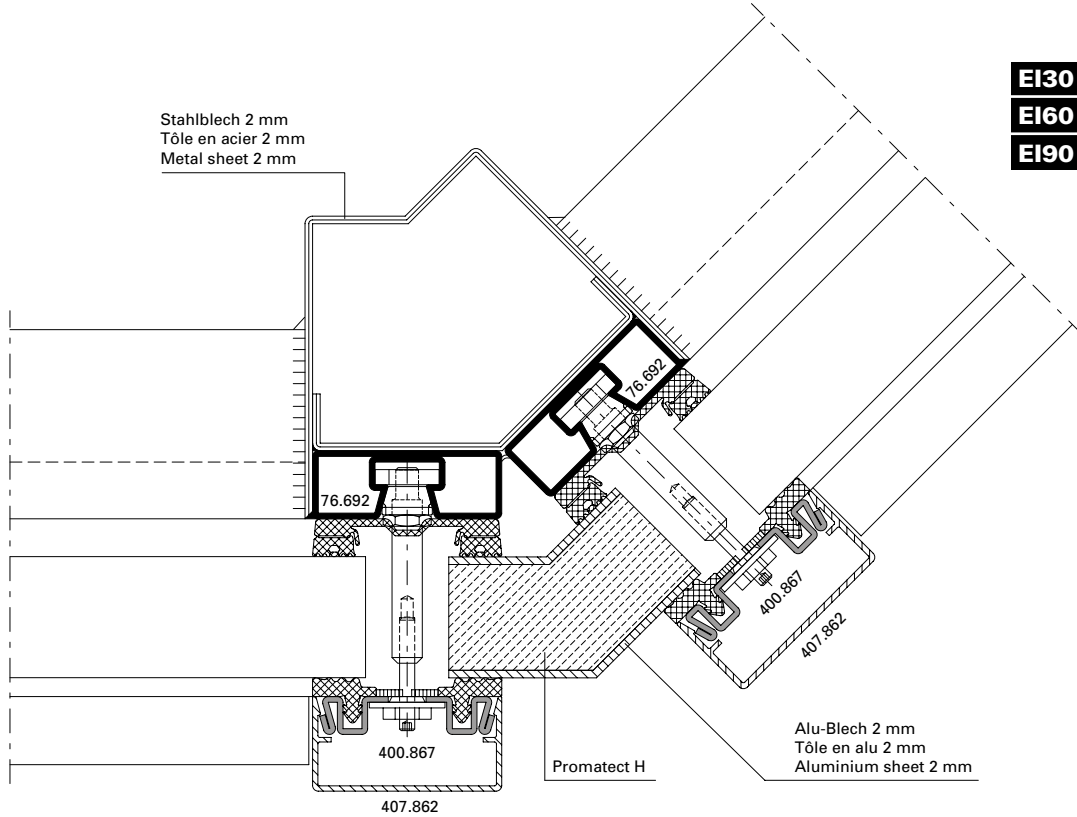
90° corner construction



Aussenecke 135°

Angle extérieur 135°

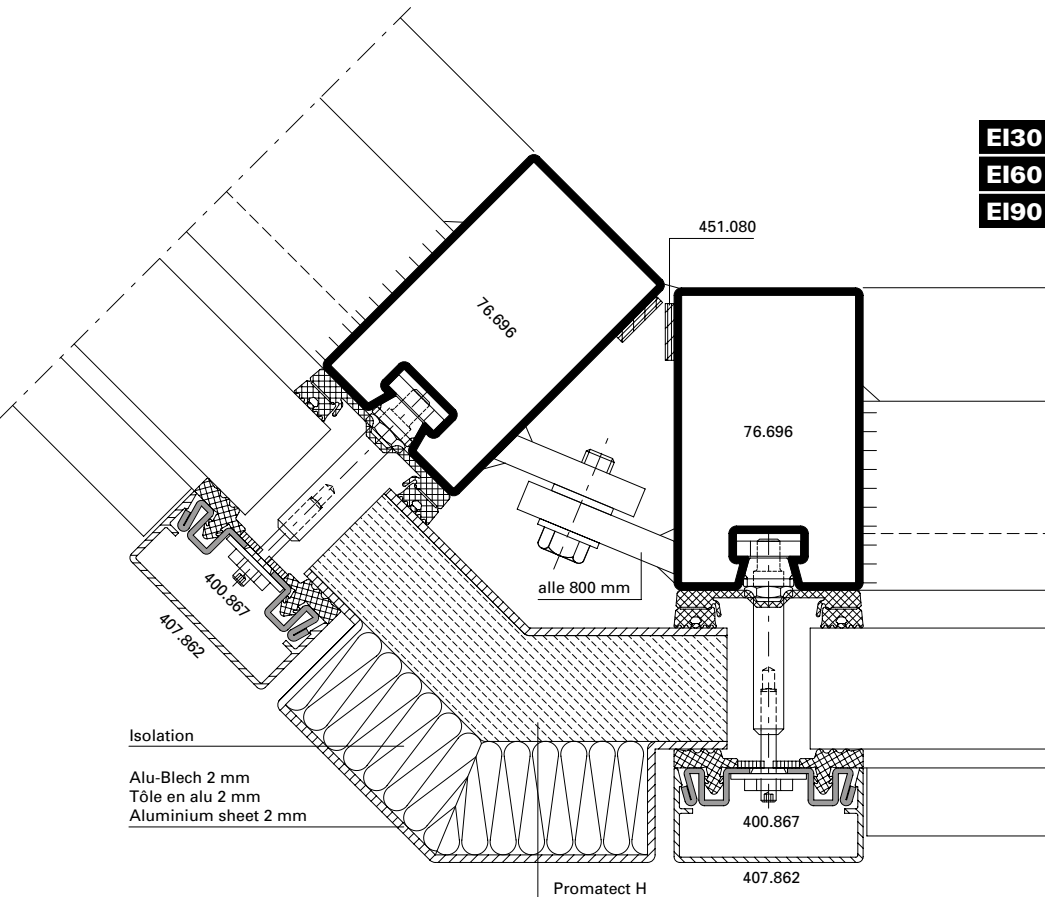
Outer corner 135°



EI30  
 EI60  
 EI90

DXF DWG

D-403-K-008



EI30  
 EI60  
 EI90

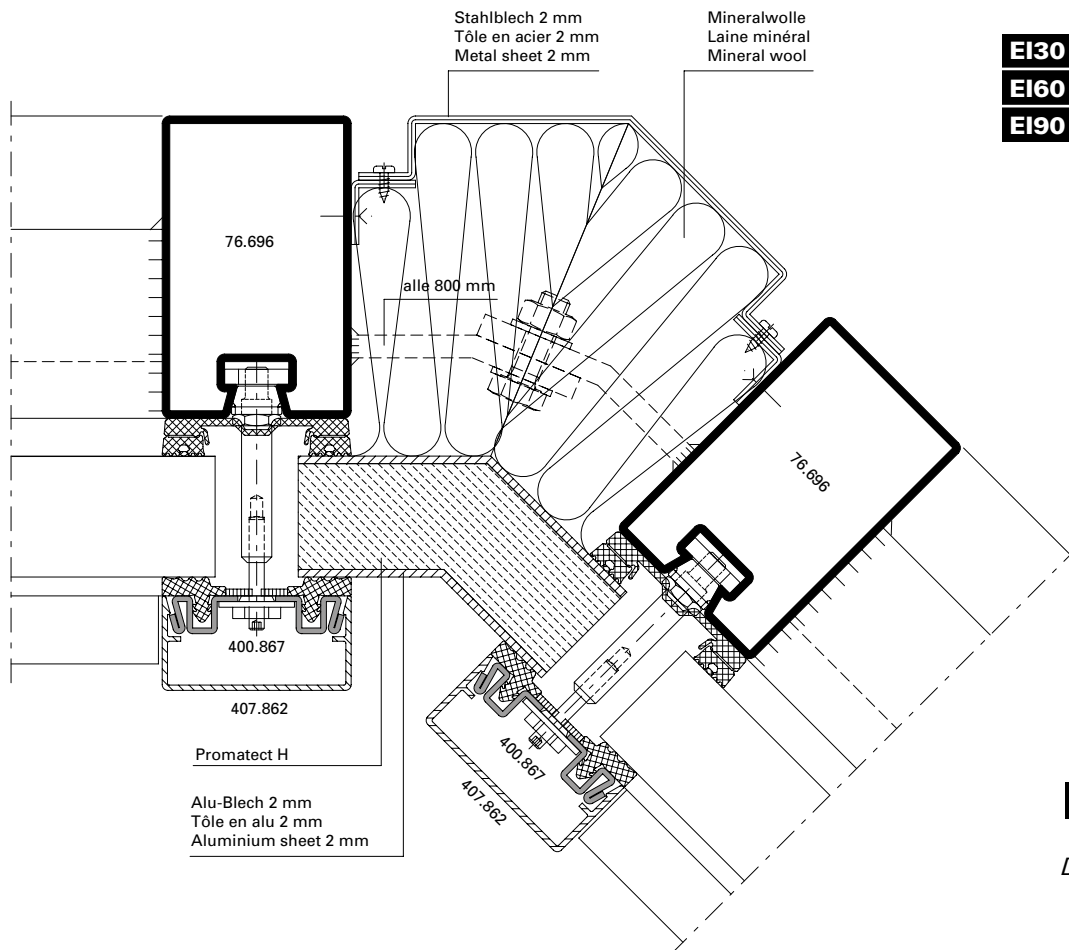
DXF DWG

D-403-K-005

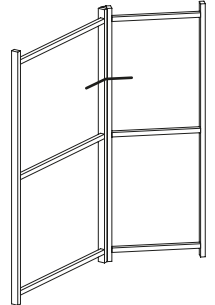
Innenecke 135°

Angle intérieur 135°

Inner corner 135°



EI30  
EI60  
EI90



DXF DWG

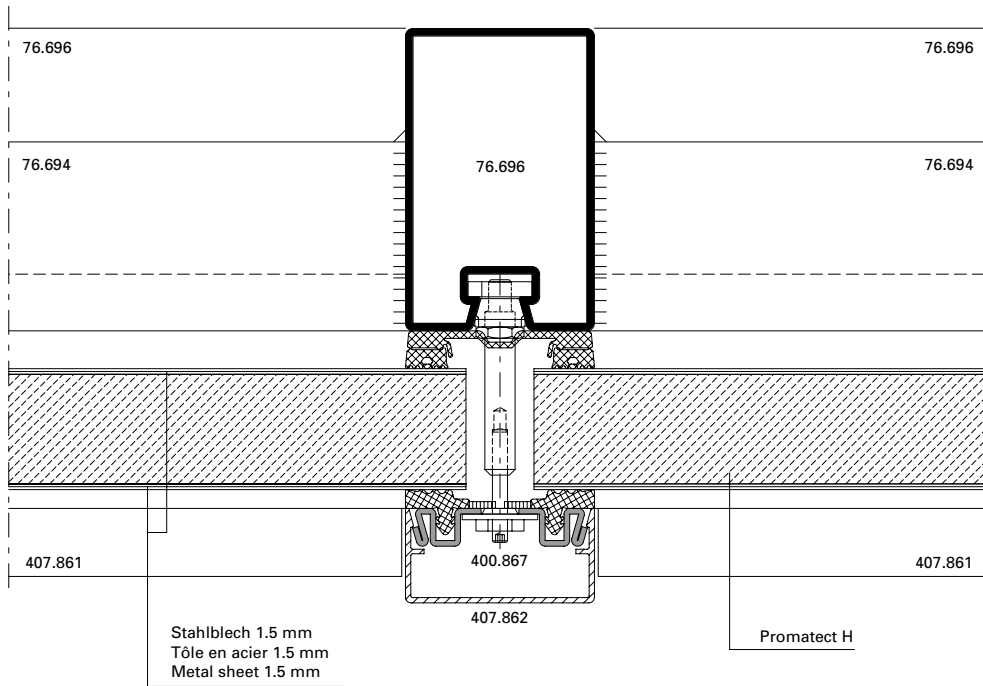
D-403-K-007



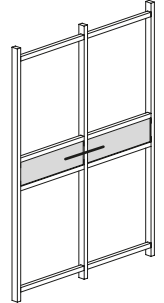
Panel-Ausbildungen

Agencements de panneau

Panel designs

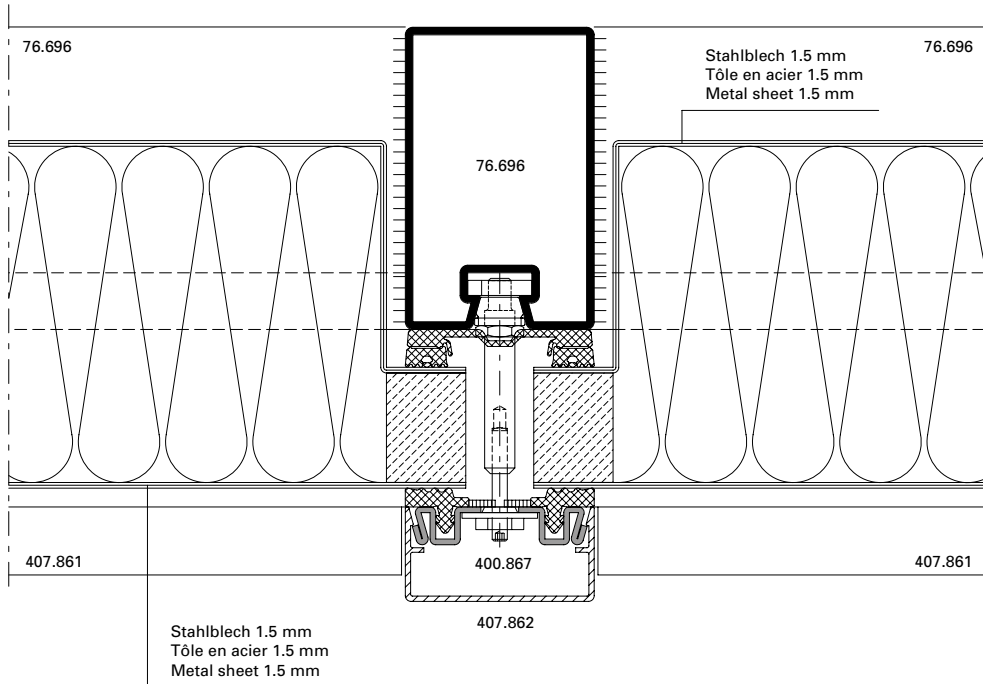


EI30  
 EI60  
 EI90

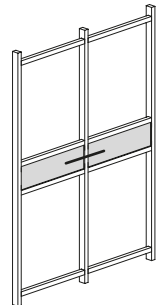


DXF DWG

D-403-K-001



EI30  
 EI60  
 EI90



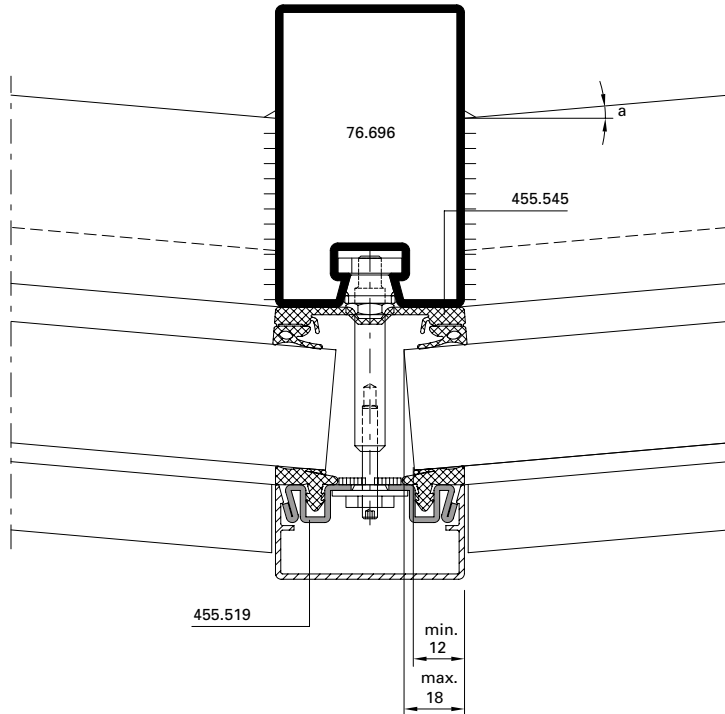
DXF DWG

D-403-K-002

Segment-Pfosten

Montant segment

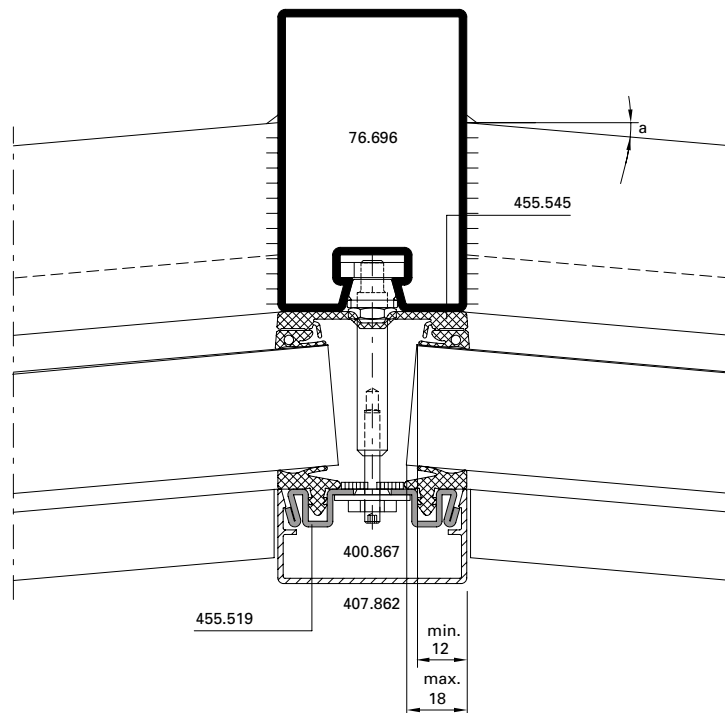
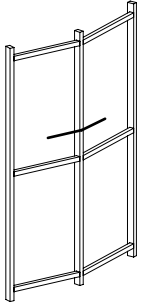
Segmented mullion



EI30  
 EI60  
 EI90

DXF DWG

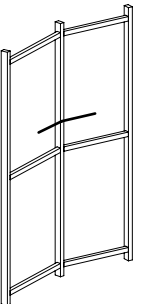
D-403-K-019



EI30  
 EI60  
 EI90

DXF DWG

D-403-K-020



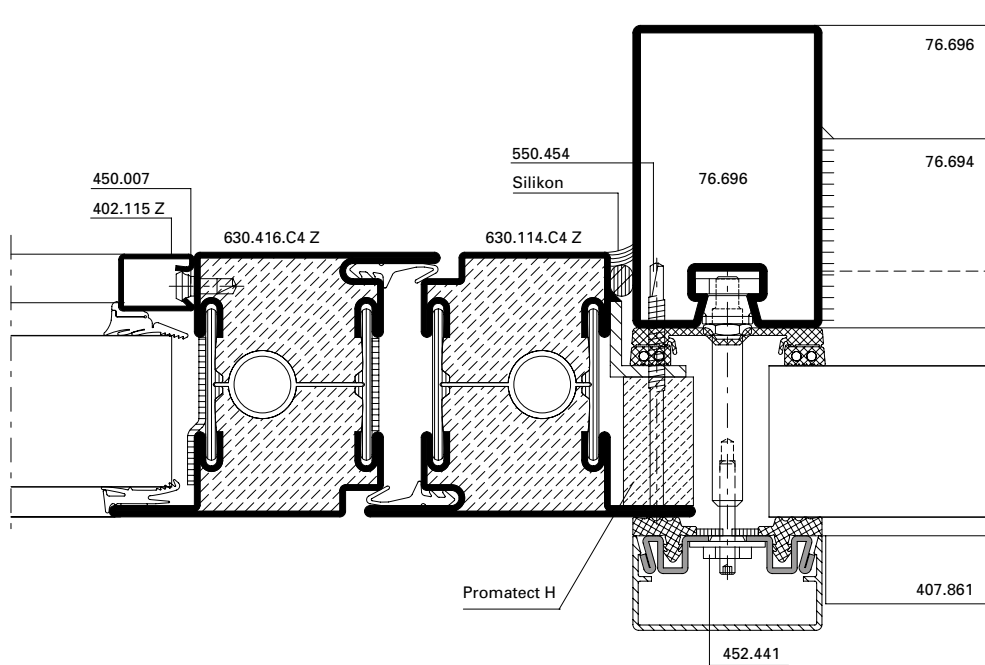
Anschlüsse am Bau im Masstab 1:2  
Raccordement au mur à l'échelle 1:2  
Attachment to structure on scale 1:2

VISS Fire  
VISS Fire  
VISS Fire

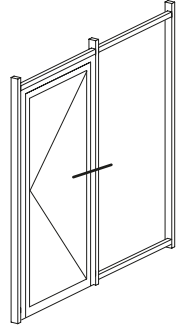
Einsatzelemente Türen

Éléments de remplissage portes

Infill elements doors



EI60  
EI90



DXF

DWG

D-403-K-013

**Anschlüsse am Bau im Masstab 1:2**  
**Raccordement au mur à l'échelle 1:2**  
**Attachment to structure on scale 1:2**

VISS Fire  
 VISS Fire  
 VISS Fire

Stahlwinkel / Cornière en acier / Steel angle 40/40/4

Mineralwolle / Laine minérale / Mineral wool

Silikon

76.696

76.694

76.696

407.861

400.867

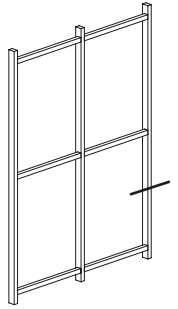
Promatect H

Alu-Blech / Tôle en alu / Aluminium sheet 2 mm

Silikon

407.862

**EI30**  
**EI60**  
**EI90**



**DXF** **DWG**

D-403-A-001

Stahlwinkel / Cornière en acier / Steel angle 100/40/3

Keramikfaserband  
 Bande de fibre de céramique  
 Ceramic fibre strip

Mineralwolle / Laine minérale / Mineral wool

Silikon

76.696

76.694

76.696

407.861

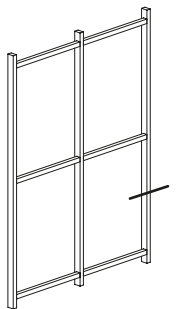
400.867

407.862

Promatect H

Mineralwolle / Laine minérale / Mineral wool

**EI30**  
**EI60**  
**EI90**

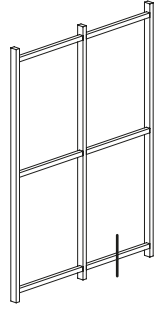
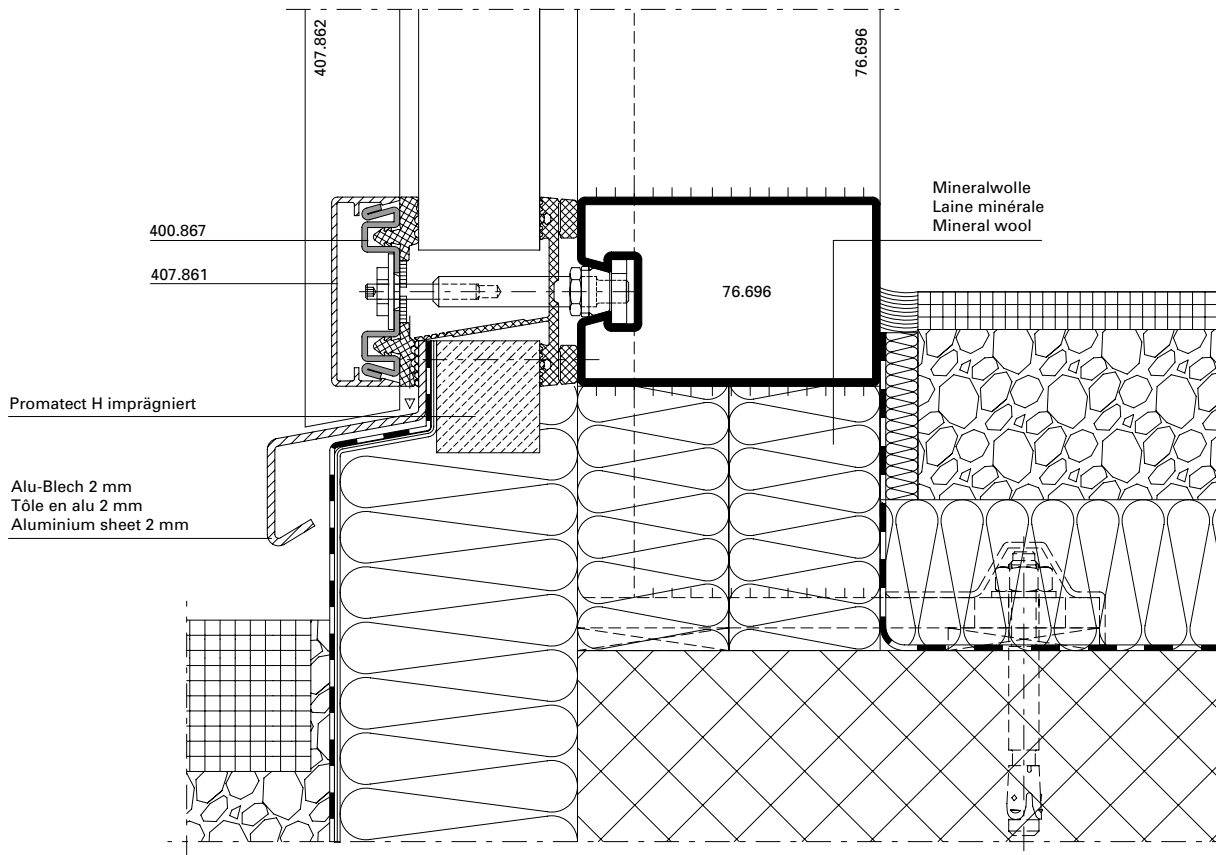


**DXF** **DWG**

D-403-A-002

**Anschlüsse am Bau im Masstab 1:2**  
**Raccordement au mur à l'échelle 1:2**  
**Attachment to structure on scale 1:2**

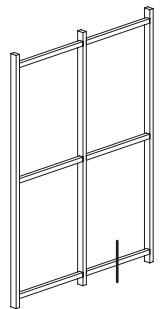
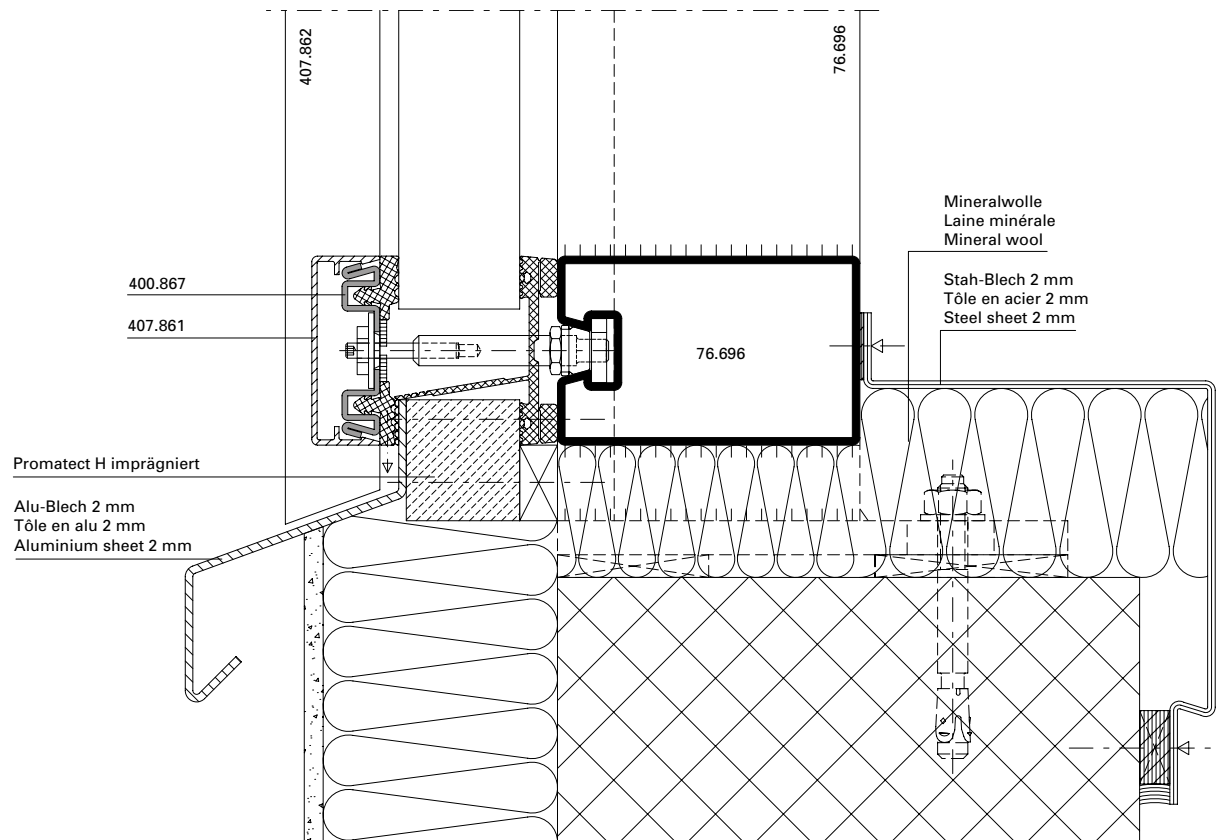
**VISS Fire**  
**VISS Fire**  
**VISS Fire**



**EI30**  
**EI60**  
**EI90**

**DXF** **DWG**

*D-403-A-007*



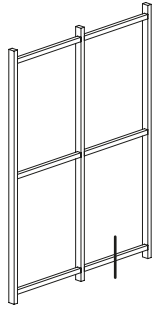
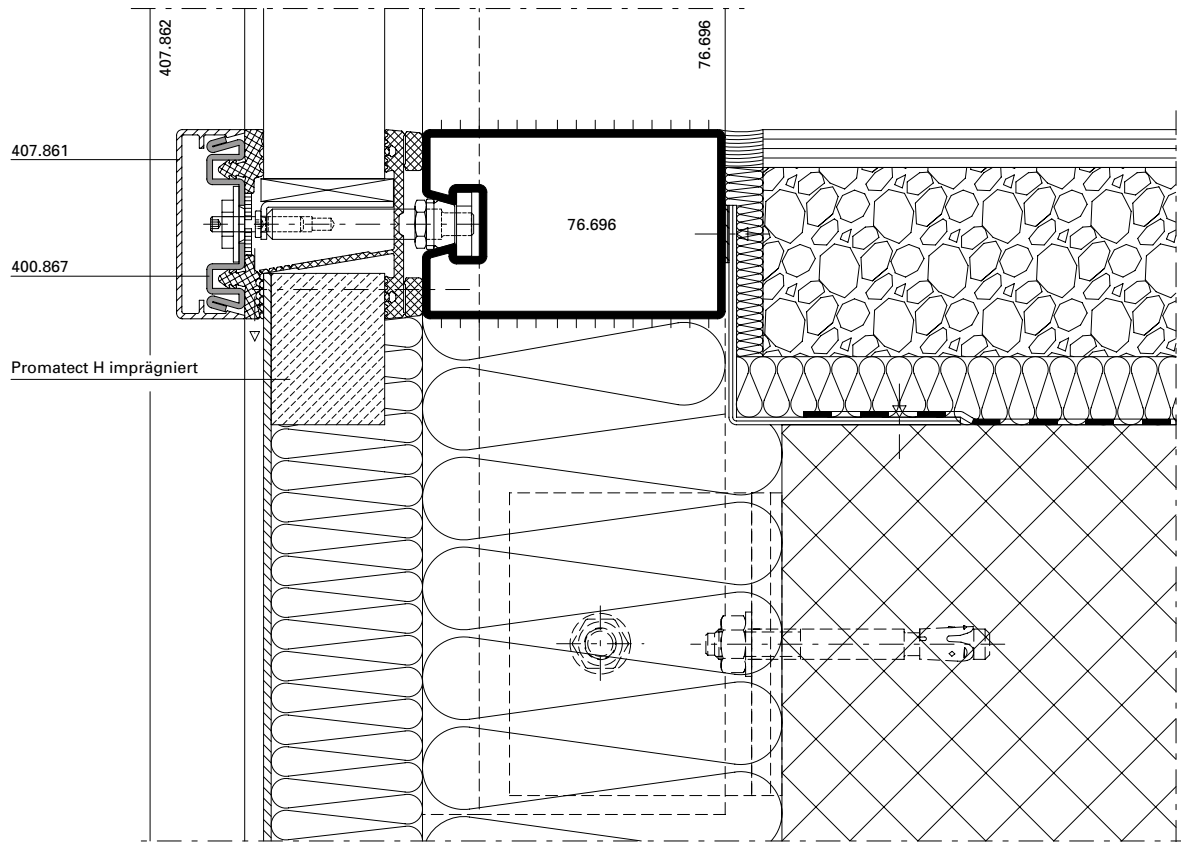
**EI30**  
**EI60**  
**EI90**

**DXF** **DWG**

*D-403-A-008*

Anschlüsse am Bau im Masstab 1:2  
 Raccordement au mur à l'échelle 1:2  
 Attachment to structure on scale 1:2

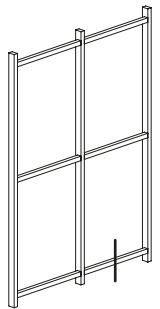
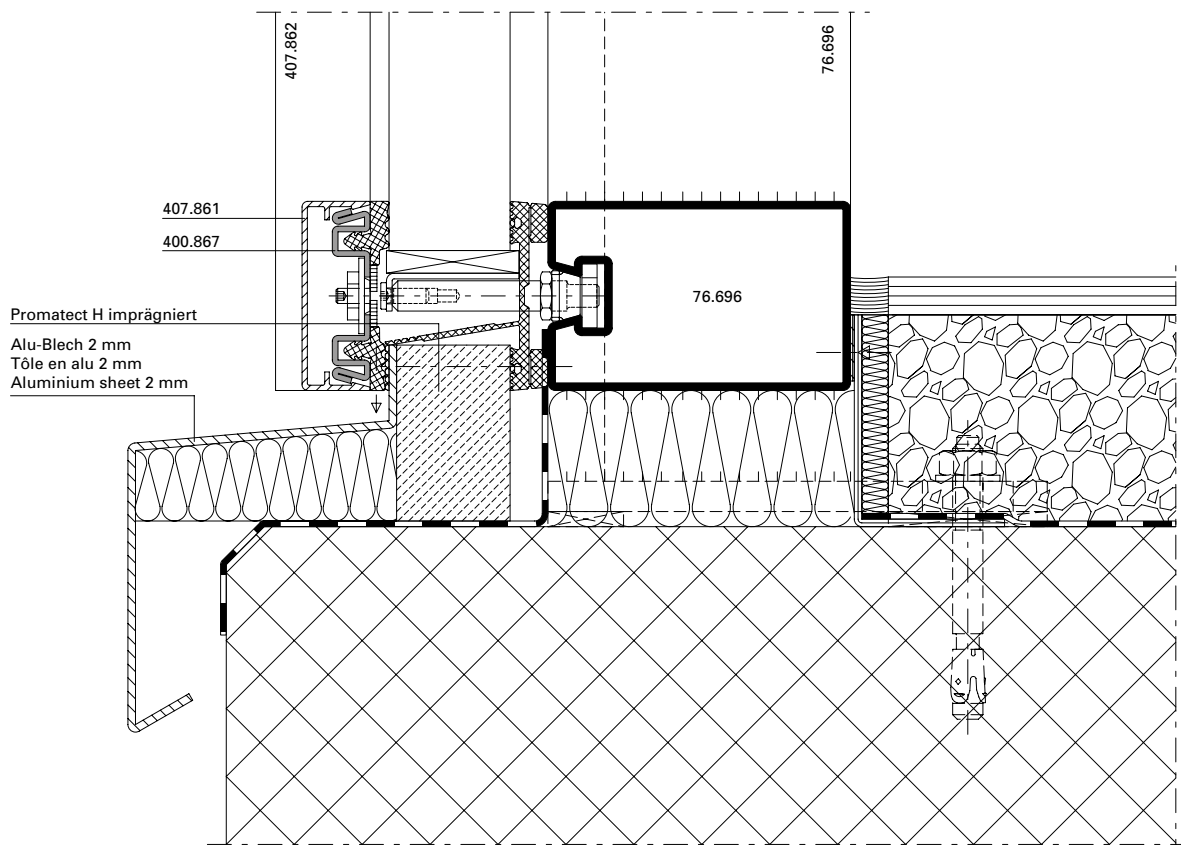
VISS Fire  
 VISS Fire  
 VISS Fire



EI30  
 EI60  
 EI90

DXF DWG

D-403-A-009



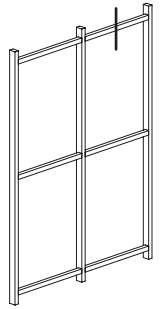
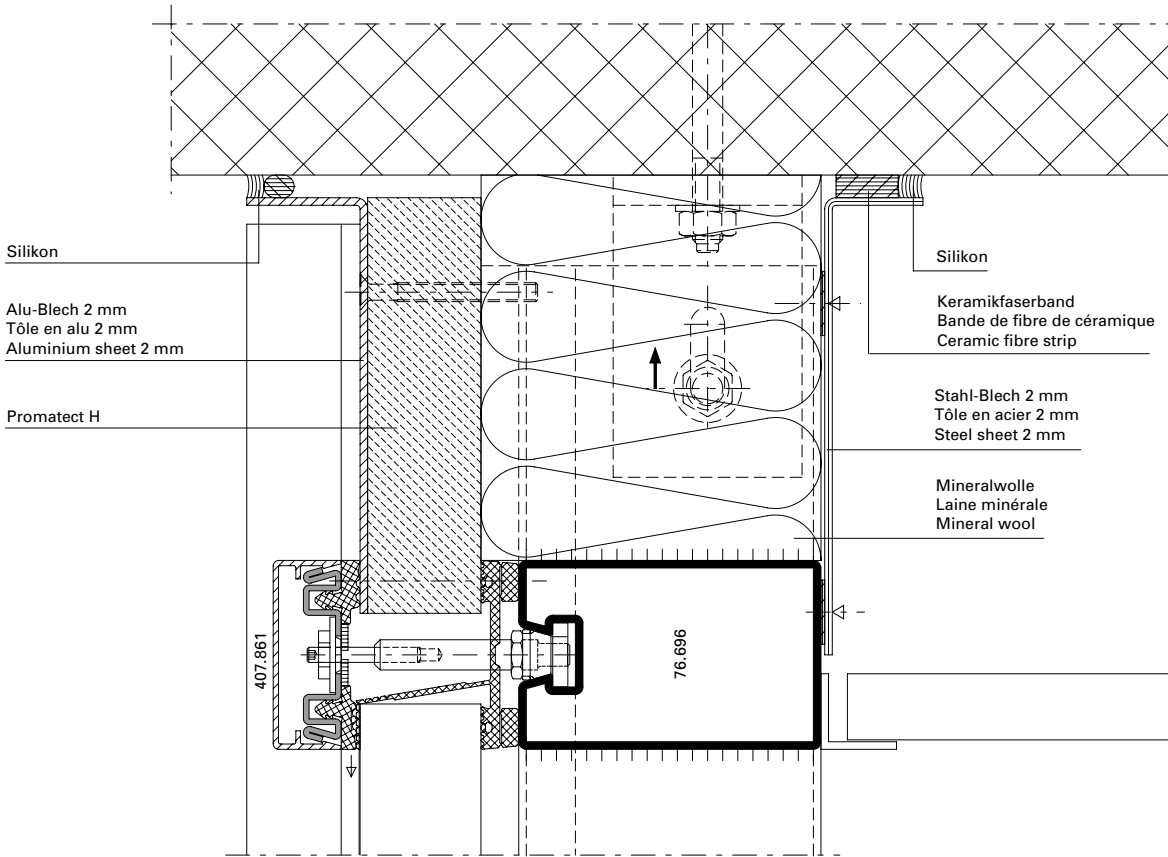
EI30  
 EI60  
 EI90

DXF DWG

D-403-A-010

**Anschlüsse am Bau im Masstab 1:2**  
**Raccordement au mur à l'échelle 1:2**  
**Attachment to structure on scale 1:2**

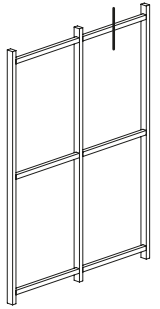
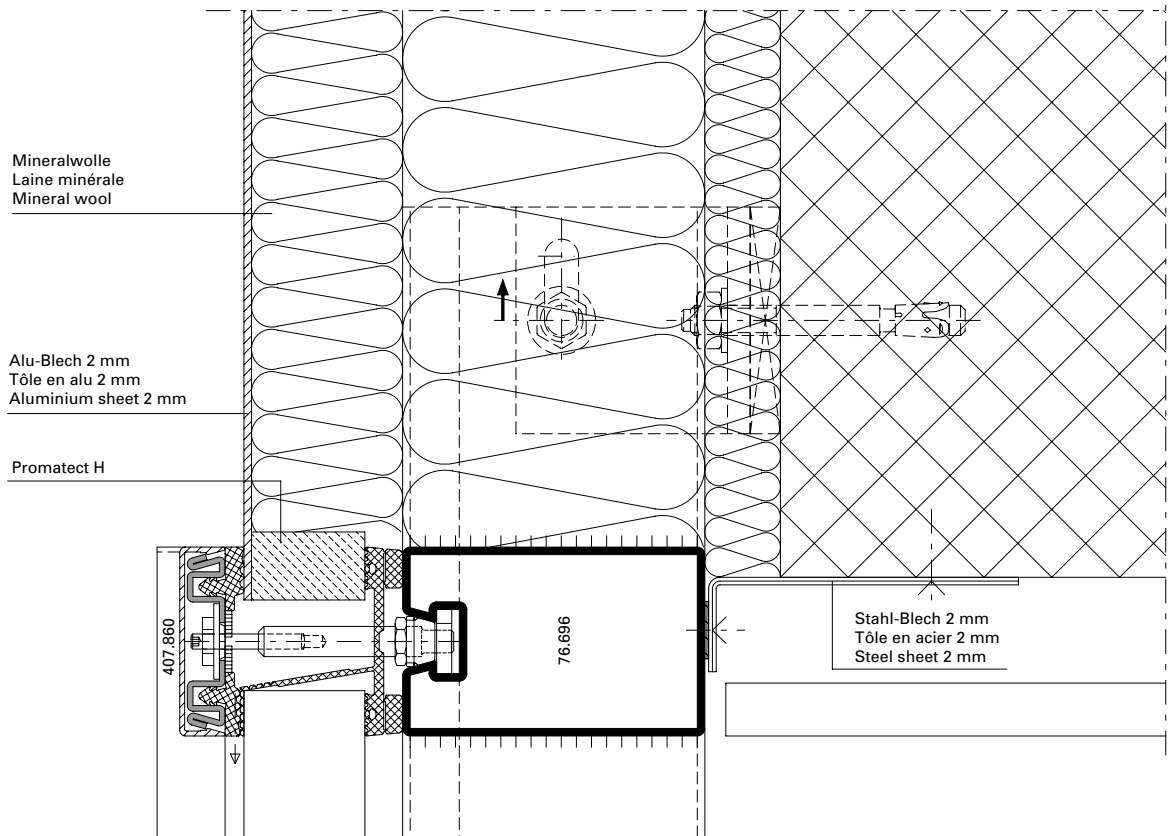
VISS Fire  
 VISS Fire  
 VISS Fire



**EI30**  
**EI60**  
**EI90**

**DXF** **DWG**

D-403-A-011



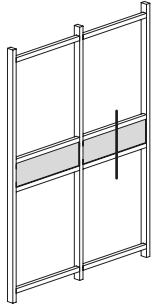
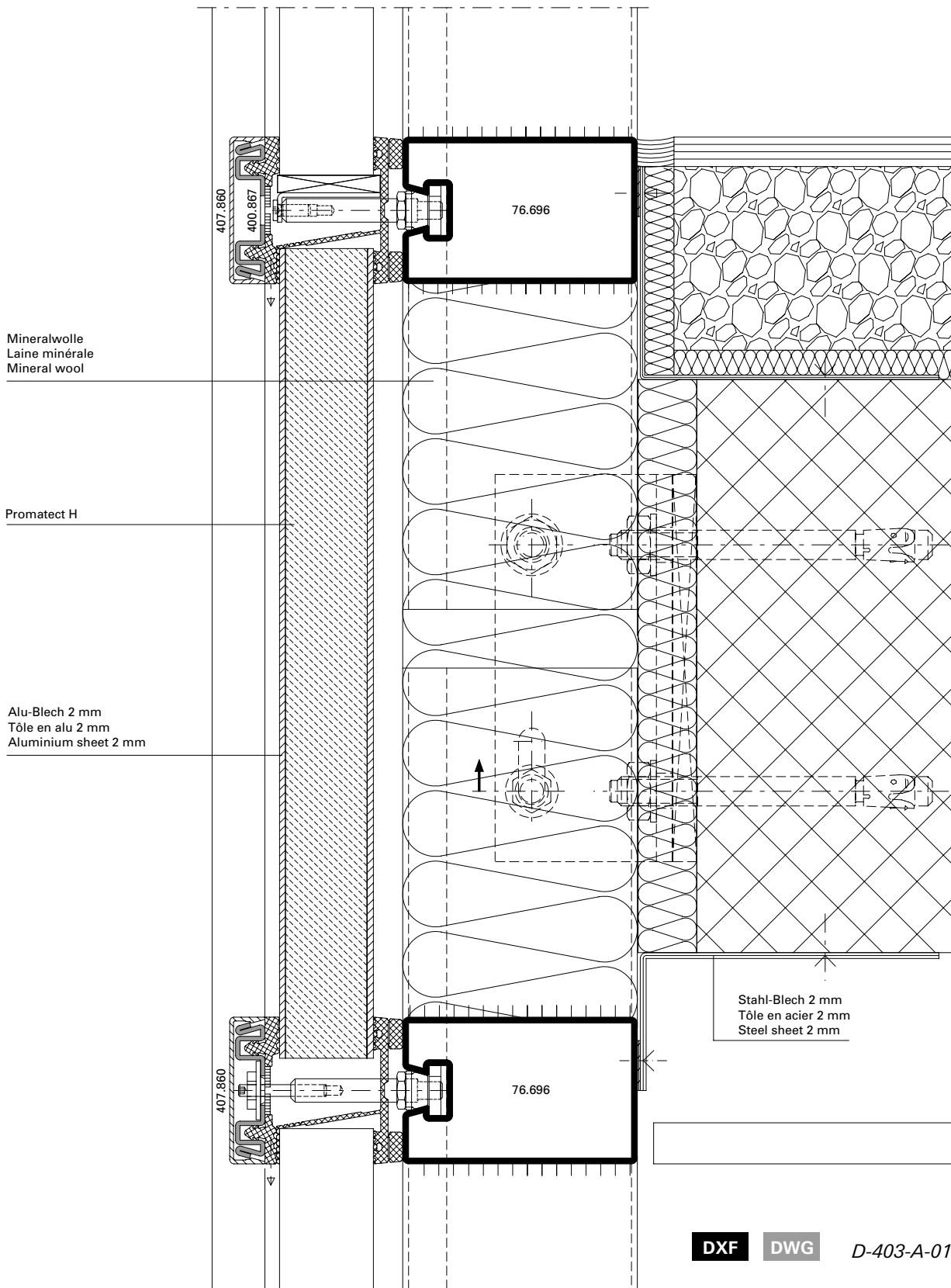
**EI30**  
**EI60**  
**EI90**

**DXF** **DWG**

D-403-A-012

Anschlüsse am Bau im Masstab 1:2  
 Raccordement au mur à l'échelle 1:2  
 Attachment to structure on scale 1:2

VISS Fire  
 VISS Fire  
 VISS Fire



EI30  
 EI60  
 EI90

DXF DWG D-403-A-013



**System-Hinweise**

**Remarques concernant les systèmes**

**System instructions**

VISS Fire

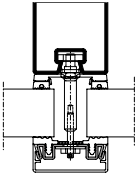
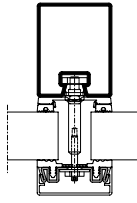
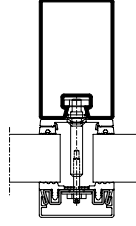
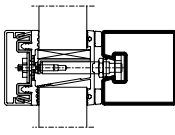
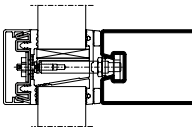
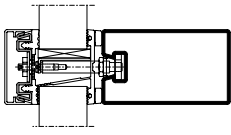
VISS Fire

VISS Fire

**U<sub>f</sub>-Werte nach EN 10077-2  
VISS Fire TVS (vertikal) 50 mm**

**Valeurs U<sub>f</sub> selon EN 10077-2  
VISS Fire TVS (vertikal) 50 mm**

**U<sub>f</sub> values according to 10077-2  
VISS Fire TVS (vertikal) 50 mm**

						
<b>Glas Verre Glass</b>	Pfosten 50/50 Montant 50/50 Mullion 50/50	Pfosten 50/95 Montant 50/95 Mullion 50/95	Pfosten 50/140 Montant 50/140 Mullion 50/140	Riegel 50/50 Traverse 50/50 Transom 50/50	Riegel 50/95 Traverse 50/95 Transom 50/95	Riegel 50/140 Traverse 50/140 Transom 50/140
10 mm	2,1 W/m <sup>2</sup> K	2,2 W/m <sup>2</sup> K	2,2 W/m <sup>2</sup> K	2,2 W/m <sup>2</sup> K	2,3 W/m <sup>2</sup> K	2,3 W/m <sup>2</sup> K
15 mm	1,9 W/m <sup>2</sup> K	1,9 W/m <sup>2</sup> K	2,0 W/m <sup>2</sup> K	2,0 W/m <sup>2</sup> K	2,0 W/m <sup>2</sup> K	2,0 W/m <sup>2</sup> K
20 mm	1,7 W/m <sup>2</sup> K	1,8 W/m <sup>2</sup> K	1,8 W/m <sup>2</sup> K	1,8 W/m <sup>2</sup> K	1,9 W/m <sup>2</sup> K	1,9 W/m <sup>2</sup> K
25 mm	1,7 W/m <sup>2</sup> K	1,7 W/m <sup>2</sup> K	1,7 W/m <sup>2</sup> K	1,7 W/m <sup>2</sup> K	1,8 W/m <sup>2</sup> K	1,8 W/m <sup>2</sup> K
30 mm	1,6 W/m <sup>2</sup> K	1,6 W/m <sup>2</sup> K	1,6 W/m <sup>2</sup> K	1,6 W/m <sup>2</sup> K	1,7 W/m <sup>2</sup> K	1,7 W/m <sup>2</sup> K
35 mm	1,5 W/m <sup>2</sup> K	1,5 W/m <sup>2</sup> K	1,6 W/m <sup>2</sup> K	1,6 W/m <sup>2</sup> K	1,6 W/m <sup>2</sup> K	1,6 W/m <sup>2</sup> K
40 mm	1,5 W/m <sup>2</sup> K	1,5 W/m <sup>2</sup> K	1,5 W/m <sup>2</sup> K	1,5 W/m <sup>2</sup> K	1,5 W/m <sup>2</sup> K	1,5 W/m <sup>2</sup> K
45 mm	1,4 W/m <sup>2</sup> K	1,5 W/m <sup>2</sup> K	1,5 W/m <sup>2</sup> K	1,5 W/m <sup>2</sup> K	1,5 W/m <sup>2</sup> K	1,5 W/m <sup>2</sup> K
50 mm	1,4 W/m <sup>2</sup> K	1,4 W/m <sup>2</sup> K	1,4 W/m <sup>2</sup> K	1,4 W/m <sup>2</sup> K	1,4 W/m <sup>2</sup> K	1,4 W/m <sup>2</sup> K
55 mm	1,4 W/m <sup>2</sup> K	1,4 W/m <sup>2</sup> K	1,4 W/m <sup>2</sup> K	1,4 W/m <sup>2</sup> K	1,4 W/m <sup>2</sup> K	1,4 W/m <sup>2</sup> K
70 mm	1,4 W/m <sup>2</sup> K	1,4 W/m <sup>2</sup> K	1,4 W/m <sup>2</sup> K	1,4 W/m <sup>2</sup> K	1,4 W/m <sup>2</sup> K	1,4 W/m <sup>2</sup> K

Der Einfluss der Schraubenbefestigung in Höhe von 0.3 W/m<sup>2</sup>K ist berücksichtigt.

Einbau mit Edelstahl-Anpressprofil und schwer entflammaren Dichtungen.

L'influence de la fixation à vis de 0.3 W/m<sup>2</sup>K est prise en compte.

Montage avec profilé de fixation en acier inox et joints difficilement combustible.

The 0.3 W/m<sup>2</sup>K influence of the screw fixing is taken into account.

Installation with stainless steel clamping section and flame retardant gaskets.

---

**Inhaltsverzeichnis**  
**Sommaire**  
**Content**

---

---

VISS Fire DV  
VISS Fire DV  
VISS Fire DV

---

---

**Systemübersicht**

Merkmale  
Zulassungen  
Typenübersicht

**Sommaire du système**

Caractéristiques  
Homologations  
Sommaire des types

**Summary of system**

Characteristics  
Authorisations  
Summary of types

**112**

---

**Konstruktions-Hinweise**  
**Klasse E30**

Schnittpunkte  
Konstruktionsdetails  
Anschlüsse am Bau

**Consignes de construction**  
**classe E30**

Coupes de détails  
Détails de construction  
Raccordement au mur

**Construction**  
**instructions class E30**

Section details  
Construction details  
Attachment to structure

**116**

---

**Konstruktions-Hinweise**  
**Klasse EI90**

Schnittpunkte  
Konstruktionsdetails  
Anschlüsse am Bau

**Consignes de construction**  
**classe EI**

Coupes de détails  
Détails de construction  
Raccordement au mur

**Construction**  
**instructions class EI**

Section details  
Construction details  
Attachment to structure

**121**

**Merkmale**  
**Caractéristiques**  
**Characteristics**

VISS Fire DV  
VISS Fire DV  
VISS Fire DV

## VISS Fire DV

Wärmegeämmte Pfosten-Riegel-  
konstruktion für Brandschutz-  
Fassaden (**Innenanwendung trocken**).

**Anwendung:**  
E30 / E60 / E90  
EI30 / EI60 / EI90

## VISS Fire DV

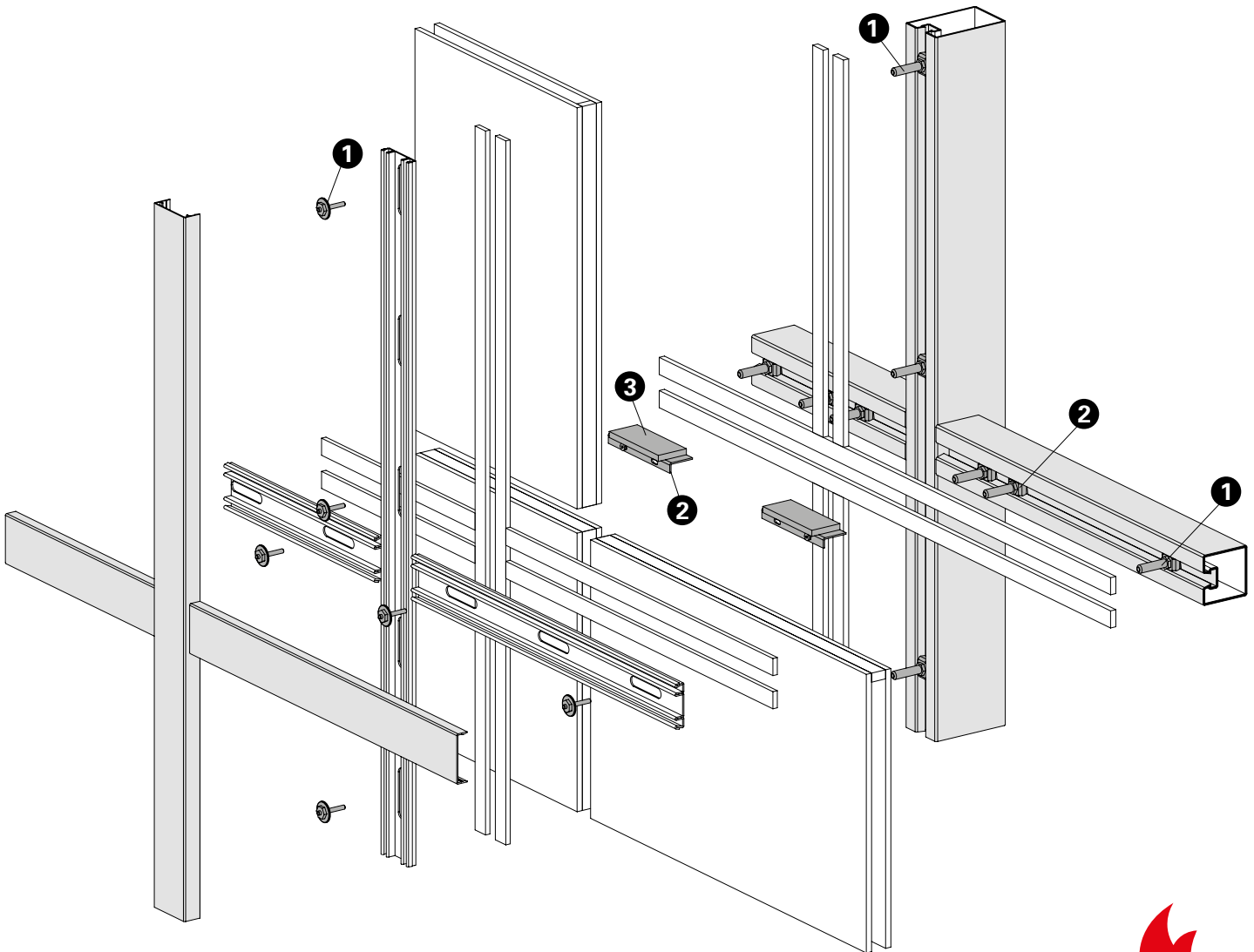
Construction à montants et traverses  
à rupture de pont thermique pour  
les façades de protection incendie  
(**application intérieure sèche**).


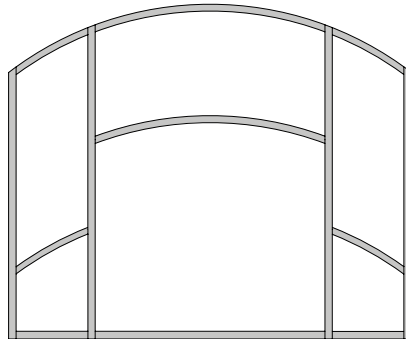
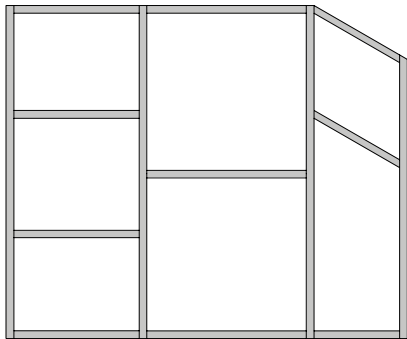

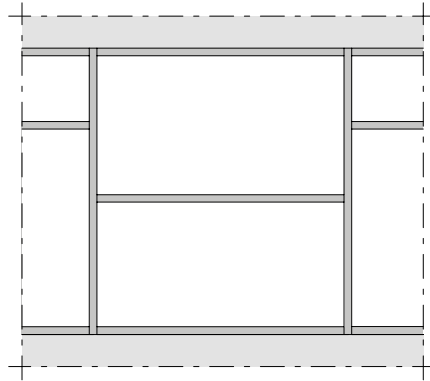

**Application:**  
E30 / E60 / E90  
EI30 / EI60 / EI90

## VISS Fire DV

Fully insulated curtain walling  
system for fire protection façades  
(**inside application dry**).

**Application:**  
E30 / E60 / E90  
EI30 / EI60 / EI90





**VISS Fire DV**  
**Brandschutzverglasung Klasse E**

**VISS Fire DV**  
**Vitrage pare-flammes Classe E**

**VISS Fire DV**  
**Fire protection glazing Class E**

**CH: R30**  
SBZ 8155  
**E60**  
SBZ 14647 / SBZ 14648

**CH: R30**  
SBZ 8155  
**E60**  
SBZ 14647 / SBZ Z 14648

**CH: R30**  
SBZ 8155  
**E60**  
SBZ 14647 / SBZ Z 14648

**DE: G30**  
Z-19-14-590  
Z-19.14-1214  
**G60**  
Z-19.14-1216  
**G90**  
Z-19.14-1563  
DIBt Berlin

**DE: G30**  
Z-19-14-590  
Z-19.14-1214  
**G60**  
Z-19.14-1216  
**G90**  
Z-19.14-1563  
DIBt Berlin

**DE: G30**  
Z-19-14-590  
Z-19.14-1214  
**G60**  
Z-19.14-1216  
**G90**  
Z-19.14-1563  
DIBt Berlin

**Pfosten-Riegel-Verbindung**  
AbZ Z-14.4-467 (T-Verbinder)

**Jonction montant-traverse**  
AbZ Z-14.4-467 (Raccord en T)

**Mullion-transom connection**  
AbZ Z-14.4-467 (Connecting spigot)

**AT: E30 / EW30**  
**E60 / EW60**  
**E90 / EW90**  
Klassifizierungsbericht  
Nr. 100 308 27-4 IBS Linz

**AT: E30 / EW30**  
**E60 / EW60**  
**E90 / EW90**  
Klassifizierungsbericht  
Nr. 100 308 27-4 IBS Linz

**AT: E30 / EW30**  
**E60 / EW60**  
**E90 / EW90**  
Klassifizierungsbericht  
Nr. 100 308 27-4 IBS Linz

**FR: Pare-flammes 30', 45', 60', 90'**  
Divers Procès-verbaux  
effectis france

**FR: Pare-flammes 30', 45', 60', 90'**  
Divers Procès-verbaux  
effectis france

**FR: Pare-flammes 30', 45', 60', 90'**  
Divers Procès-verbaux  
effectis france

**GB: Vertikal**  
**Integrity 1/2 h, 1 h, 1 1/2 h**  
BS 476:Part 22:1987  
P100099-1002  
BRE GB-Bucknalls Lane,  
Harston, Watford, Herfordshire

**GB: Vertikal**  
**Integrity 1/2 h, 1 h, 1 1/2 h**  
BS 476:Part 22:1987  
P100099-1002  
BRE GB-Bucknalls Lane,  
Harston, Watford, Herfordshire

**GB: Vertikal**  
**Integrity 1/2 h, 1 h, 1 1/2 h**  
BS 476:Part 22:1987  
P100099-1002  
BRE GB-Bucknalls Lane,  
Harston, Watford, Herfordshire

**Schräg**  
**Integrity 1/2 h, 1 h**  
BS 476:Part 22:1987  
CC 223495  
BRE GB-Bucknalls Lane,  
Harston, Watford, Herfordshire

**Oblique**  
**Integrity 1/2 h, 1 h**  
BS 476:Part 22:1987  
CC 223495  
BRE GB-Bucknalls Lane,  
Harston, Watford, Herfordshire

**Sloping**  
**Integrity 1/2 h, 1 h**  
BS 476:Part 22:1987  
CC 223495  
BRE GB-Bucknalls Lane,  
Harston, Watford, Herfordshire

Die landesspezifischen  
Brandschutz-Zulassungen bzw.  
deren Bestimmungen und  
Vorschriften sind zu beachten.

Les certificats de protection  
incendie spécifiques au pays,  
leurs dispositions et leurs  
prescriptions doivent être respectés.

Fire-protection approvals or  
applicable national regulations  
and determinations must be  
observed.

Zulassungen/Prüfungen  
Homologations/Essais  
Authorisations/Tests

VISS Fire DV  
VISS Fire DV  
VISS Fire DV

**VISS Fire DV**  
**Brandschutzverglasung Klasse EI**

**VISS Fire DV**  
**Vitrage coupe feu Classe EI**

**VISS Fire DV**  
**Fire protection glazing Class EI**

**DE: F30**  
Z-19-14-1592

**F90**  
Z-19-14-1730

**Pfosten-Riegel-Verbindung**  
AbZ Z-14.4-467 (T-Verbinder)

**DE: F30**  
Z-19-14-1592

**F90**  
Z-19-14-1730

**Jonction montant-traverse**  
AbZ Z-14.4-467 (Raccord en T)

**DE: F30**  
Z-19-14-1592

**F90**  
Z-19-14-1730

**Mullion-transom connection**  
AbZ Z-14.4-467 (Connecting spigot)

**AT: EI30 / EI60 / EI90**  
Klassifizierungsbericht  
Nr. 100 308 27-4 IBS Linz

**AT: EI30 / EI60 / EI90**  
Klassifizierungsbericht  
Nr. 100 308 27-4 IBS Linz

**AT: EI30 / EI60 / EI90**  
Klassifizierungsbericht  
Nr. 100 308 27-4 IBS Linz

**FR: Coupe feu 30', 45', 60', 90'**  
Divers Procès-verbaux  
efectis france

**FR: Coupe feu 30', 45', 60', 90'**  
Divers Procès-verbaux  
efectis france

**FR: Coupe feu 30', 45', 60', 90'**  
Divers Procès-verbaux  
efectis france

**GB: Vertikal**  
**Integrity 1/2 h, 1 h, 1 1/2 h**  
BS 476:Part 22:1987  
P100099-1002  
BRE GB-Bucknalls Lane,  
Harston, Watford, Herfordshire

**GB: Vertikal**  
**Integrity 1/2 h, 1 h, 1 1/2 h**  
BS 476:Part 22:1987  
P100099-1002  
BRE GB-Bucknalls Lane,  
Harston, Watford, Herfordshire

**GB: Vertikal**  
**Integrity 1/2 h, 1 h, 1 1/2 h**  
BS 476:Part 22:1987  
P100099-1002  
BRE GB-Bucknalls Lane,  
Harston, Watford, Herfordshire

**Schräg**  
**Integrity 1/2 h, 1 h**  
BS 476:Part 22:1987  
CC 223495  
BRE GB-Bucknalls Lane,  
Harston, Watford, Herfordshire

**Oblique**  
**Integrity 1/2 h, 1 h**  
BS 476:Part 22:1987  
CC 223495  
BRE GB-Bucknalls Lane,  
Harston, Watford, Herfordshire

**Sloping**  
**Integrity 1/2 h, 1 h**  
BS 476:Part 22:1987  
CC 223495  
BRE GB-Bucknalls Lane,  
Harston, Watford, Herfordshire

Die landesspezifischen  
Brandschutz-Zulassungen bzw.  
deren Bestimmungen und  
Vorschriften sind zu beachten.

Les certificats de protection  
incendie spécifiques au pays,  
leurs dispositions et leurs  
prescriptions doivent être respectés.

Fire-protection approvals or  
applicable national regulations  
and determinations must be  
observed.

---

**Schnittpunkte**  
**Coupe de détails**  
**Section details**

---

---

VISS Fire DV  
VISS Fire DV  
VISS Fire DV

---



**VISS Fire DV**  
**Brandschutzverglasung**  
**Klasse E**

**Hinweis:**

Bei der Auswahl von Schnittpunkten, Konstruktions-Details und Bauanschlüssen sind die landesspezifischen Brandschutz-Zulassungen und Vorschriften zwingend zu beachten!



**VISS Fire DV**  
**Vitrage pare-flammes**  
**Classe E**

**Note:**

Les certificats de protection incendie et les prescriptions spécifiques au pays doivent être impérativement respectés lors du choix des coupe de détails, des détails de construction et des raccordements au mur!



**VISS Fire DV**  
**Fire protection glazing**  
**Class E**

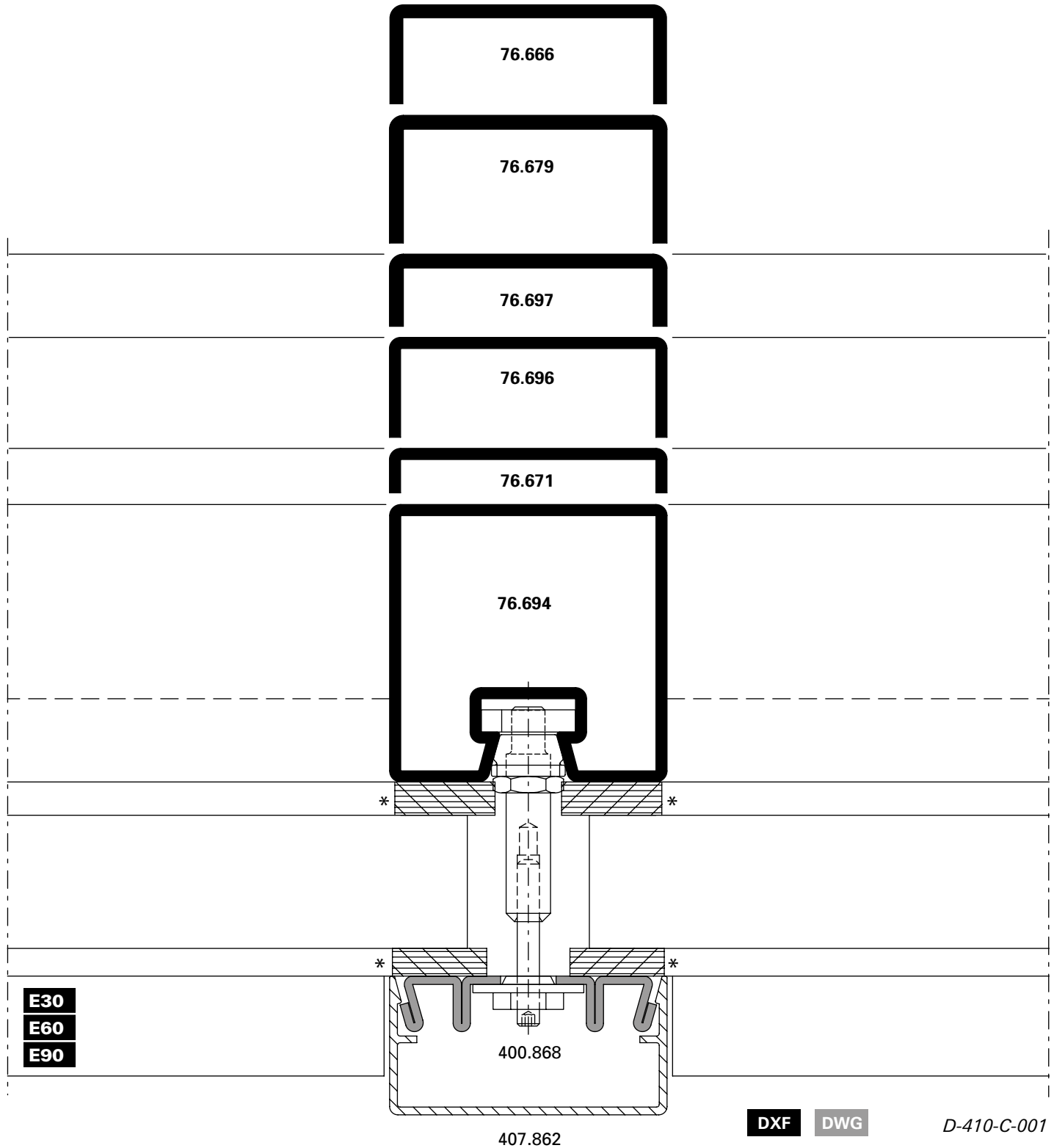
**Note:**

When selecting section details, construction details and attachment to structure, the national fire-protection approvals and regulations must be observed (mandatory)!

Pfosten-Detail

Détail du montant

Detail of mullion



\* wahlweise Silikon-Abdichtung  
 (DIN 4102-B1)

\* Au choix étanchéité silicone  
 (DIN 4102-B1)

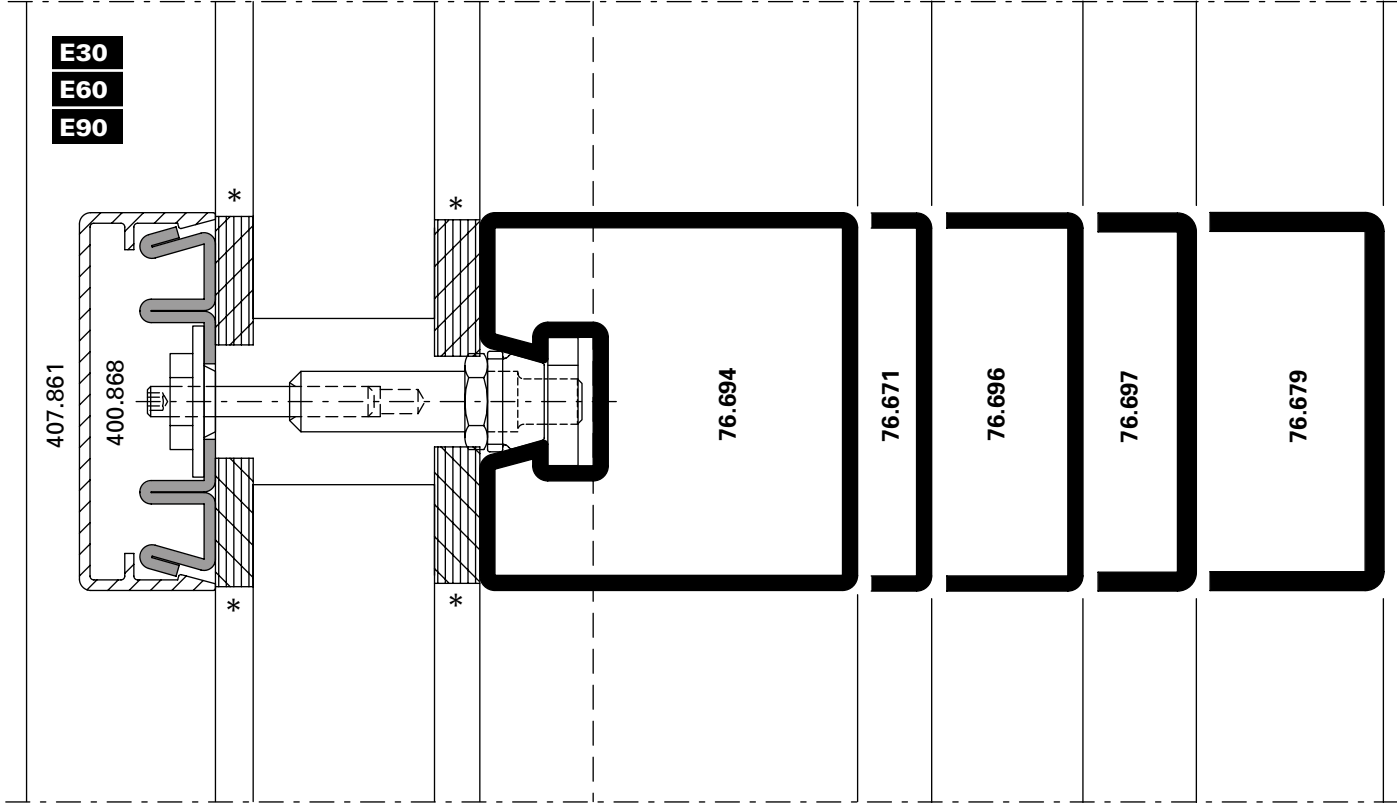
\* Optional silicone seal (DIN 4102-B1)



Riegel-Detail

Détail de la traverse

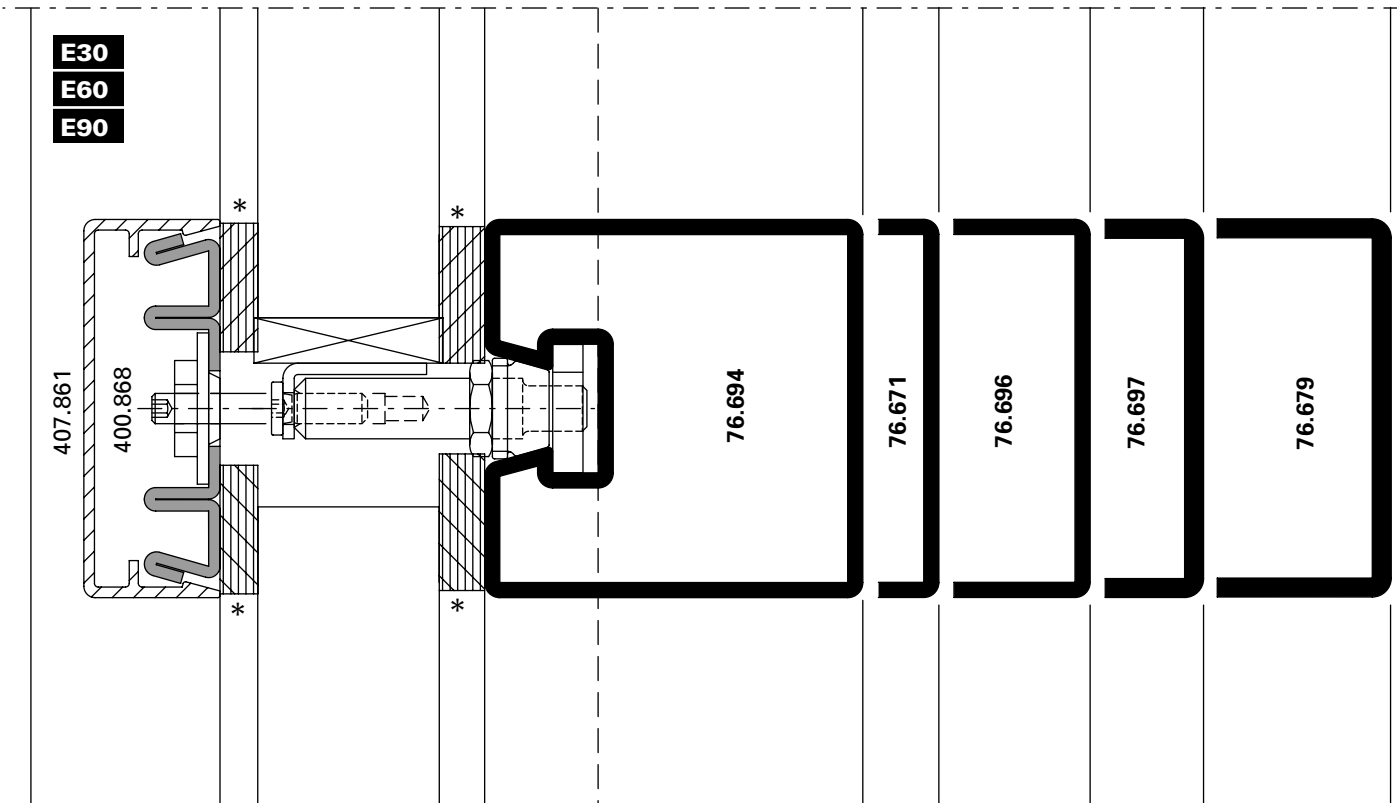
Detail of transom



D-410-C-002

DWG

DXF



D-410-C-003

DWG

DXF

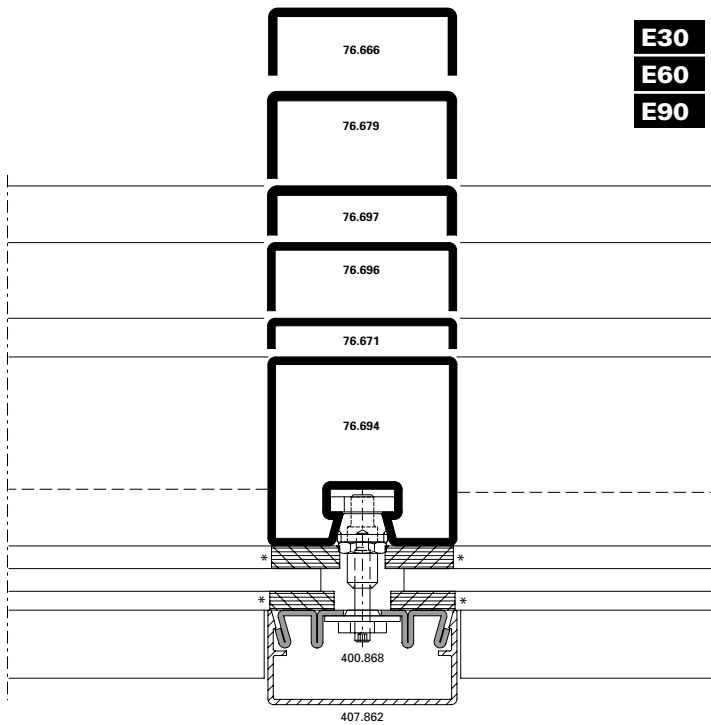
Schnittpunkte im Masstab 1:2  
 Coupe de détails à l'échelle 1:2  
 Section details on scale 1:2

VISS Fire DV  
 VISS Fire DV  
 VISS Fire DV

Pfosten-Detail

Détail du montant

Detail of mullion



DXF

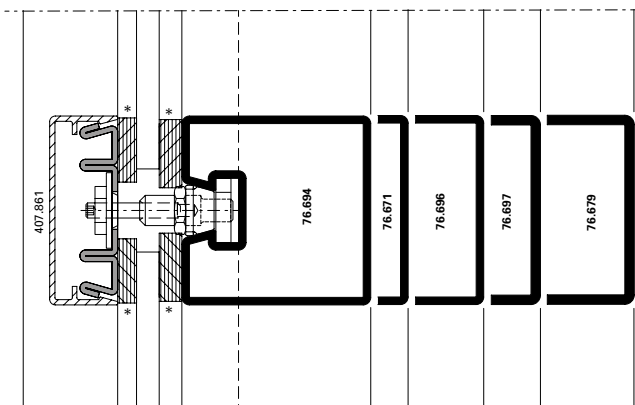
DWG

D-410-C-004

Riegel-Detail

Détail de la traverse

Detail of transom



E30

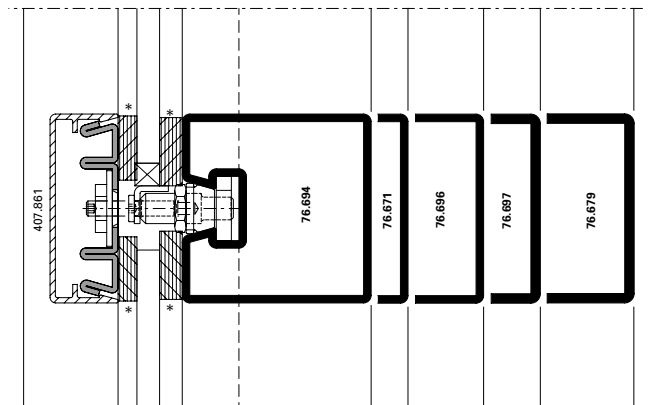
E60

E90

DXF

DWG

D-410-C-005



DXF

DWG

D-410-C-006

\* wahlweise Silikon-Abdichtung  
 (DIN 4102-B1)

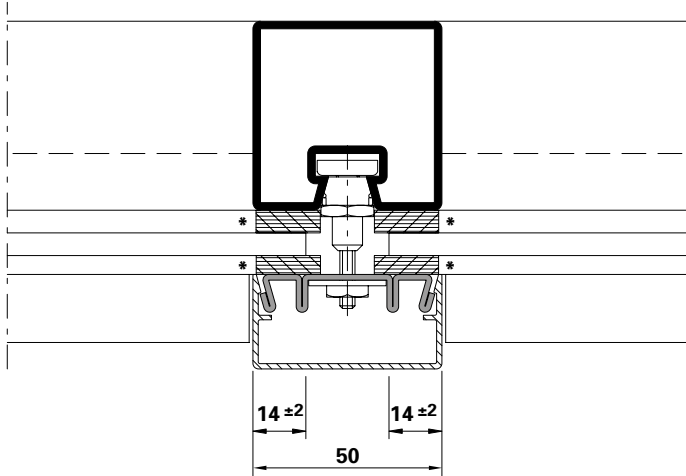
\* Au choix étanchéité silicone  
 (DIN 4102-B1)

\* Optional silicone seal (DIN 4102-B1)

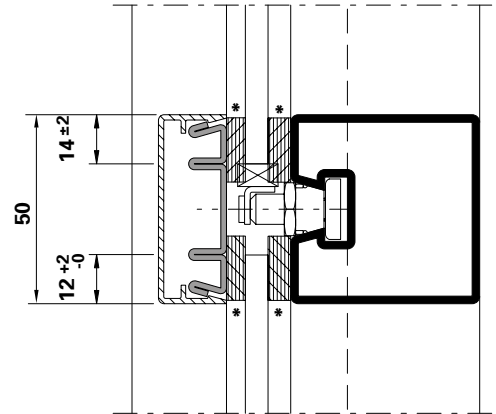
Glaseinstand

Prise en feuillure

Glass edge cover



E30  
E60  
E90



Die landesspezifischen  
Brandschutz-Zulassungen bzw.  
deren Bestimmungen und  
Vorschriften sind zu beachten.

Les certificats de protection  
incendie spécifiques au pays,  
leurs dispositions et leurs  
prescriptions doivent être respectés.

Fire-protection approvals or  
applicable national regulations  
and determinations must be  
observed.

\* wahlweise Silikon-Abdichtung  
(DIN 4102-B1)

\* Au choix étanchéité silicone  
(DIN 4102-B1)

\* Optional silicone seal (DIN 4102-B1)



**VISS Fire DV**  
**Brandschutzverglasung**  
**Klasse EI**

**Hinweis:**

Bei der Auswahl von Schnittpunkten, Konstruktions-Details und Bauanschlüssen sind die landesspezifischen Brandschutz-Zulassungen und Vorschriften zwingend zu beachten!



**VISS Fire DV**  
**Vitrage coupe feu**  
**Classe EI**

**Note:**

Les certificats de protection incendie et les prescriptions spécifiques au pays doivent être impérativement respectés lors du choix des coupe de détails, des détails de construction et des raccordements au mur!



**VISS Fire DV**  
**Fire protection glazing**  
**Class EI**

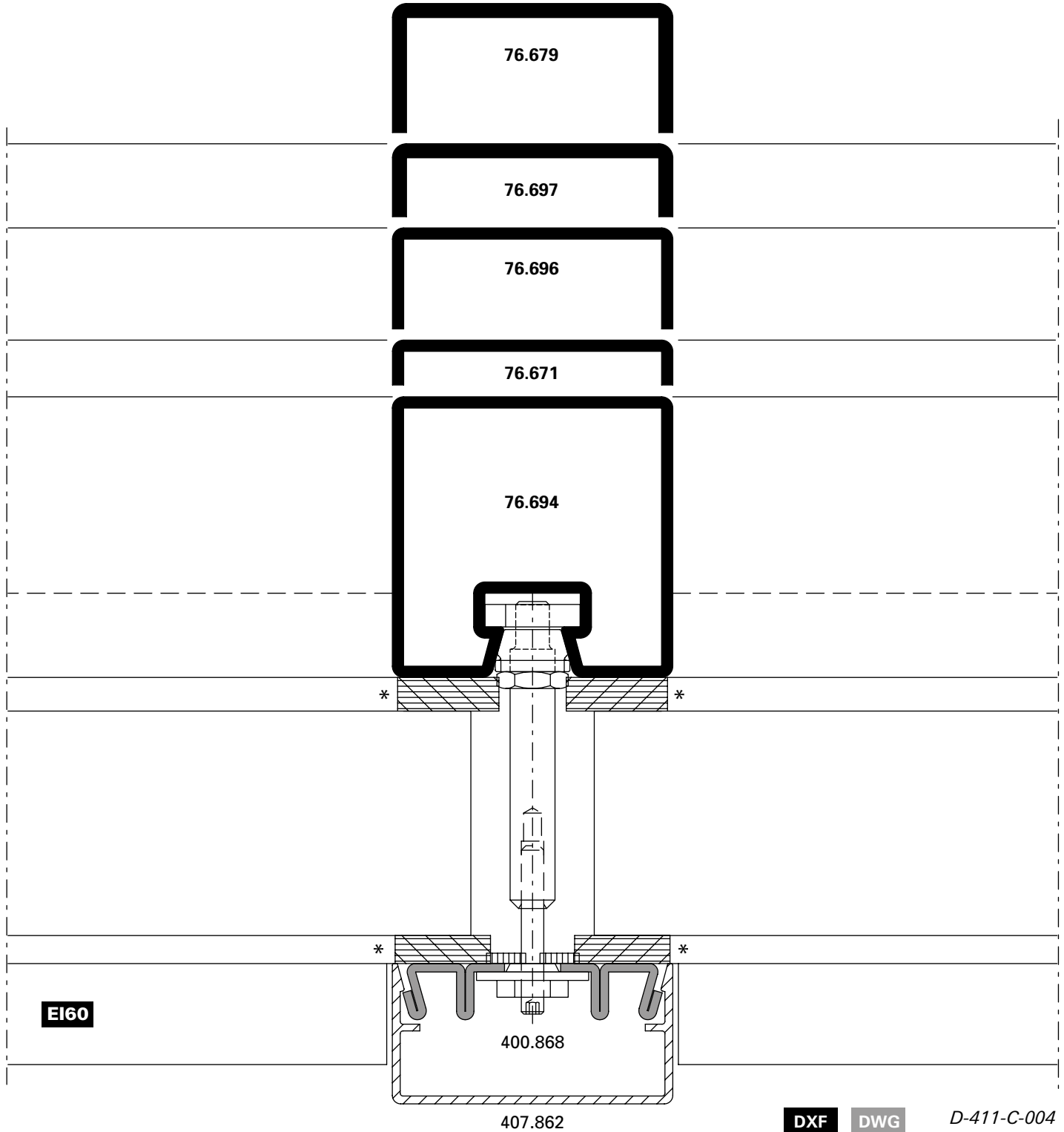
**Note:**

When selecting section details, construction details and attachment to structure, the national fire-protection approvals and regulations must be observed (mandatory)!

Pfosten-Detail

Détail du montant

Detail of mullion



\* wahlweise Silikon-Abdichtung  
(DIN 4102-B1)

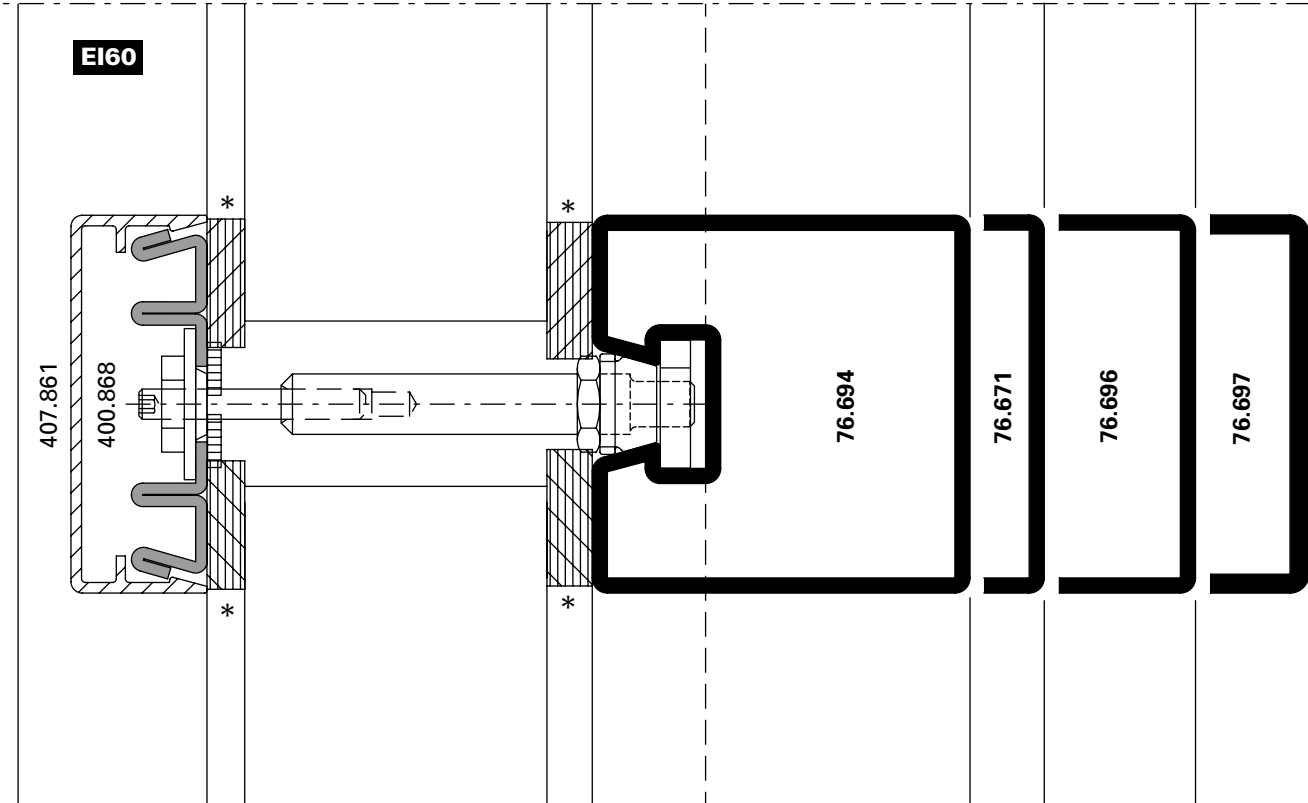
\* Au choix étanchéité silicone  
(DIN 4102-B1)

\* Optional silicone seal (DIN 4102-B1)

Riegel-Detail

Détail de la traverse

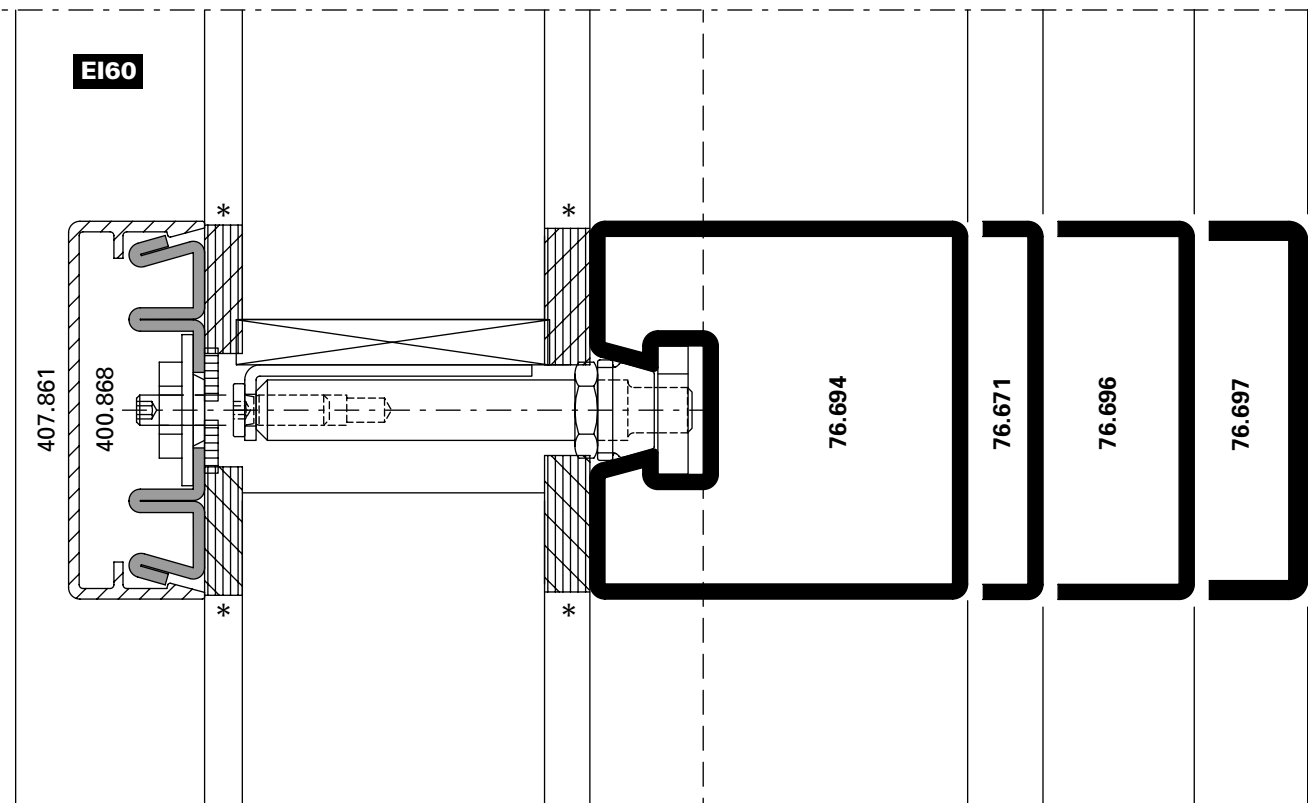
Detail of transom



D-411-C-005

DWG

DXF



D-411-C-006

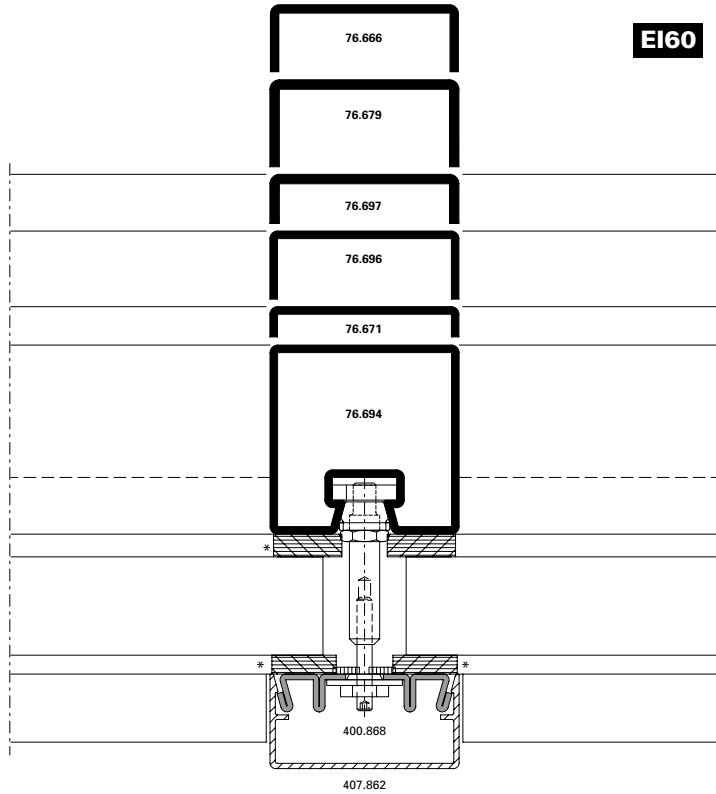
DWG

DXF

Pfosten-Detail

Détail du montant

Detail of mullion

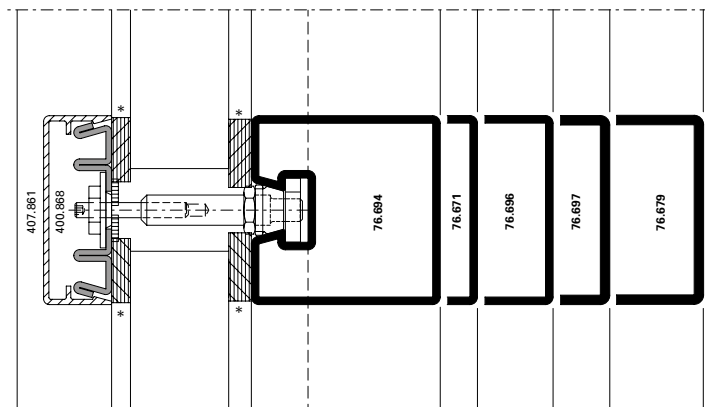


**DXF** **DWG** *D-411-C-013*

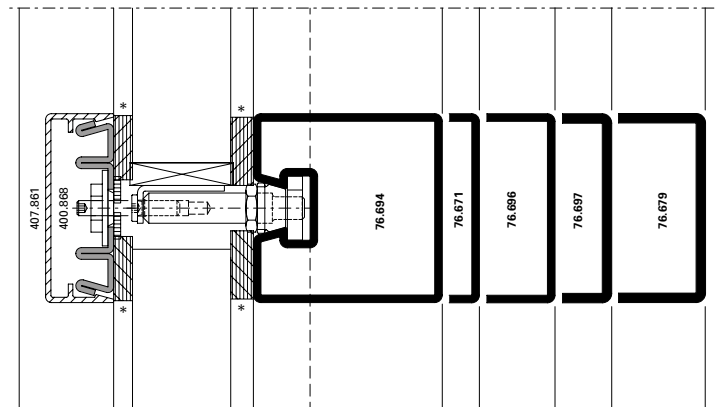
Riegel-Detail

Détail de la traverse

Detail of transom



**EI60** **DXF** **DWG** *D-411-C-014*



**EI60** **DXF** **DWG** *D-411-C-015*

\* wahlweise Silikon-Abdichtung  
 (DIN 4102-B1)

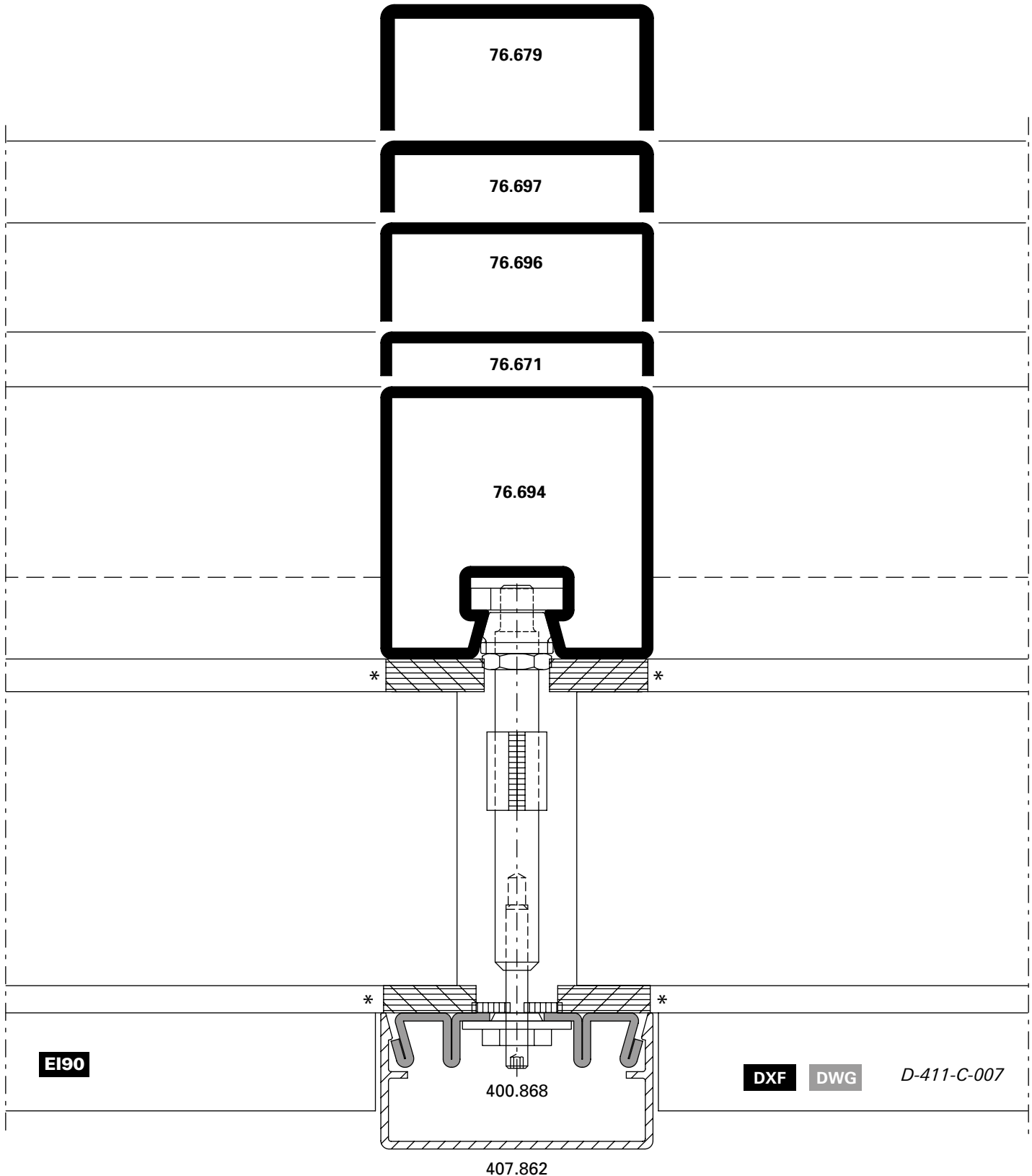
\* Au choix étanchéité silicone  
 (DIN 4102-B1)

\* Optional silicone seal (DIN 4102-B1)

Pfosten-Detail

Détail du montant

Detail of mullion



\* wahlweise Silikon-Abdichtung (DIN 4102-B1)

\* Au choix étanchéité silicone (DIN 4102-B1)

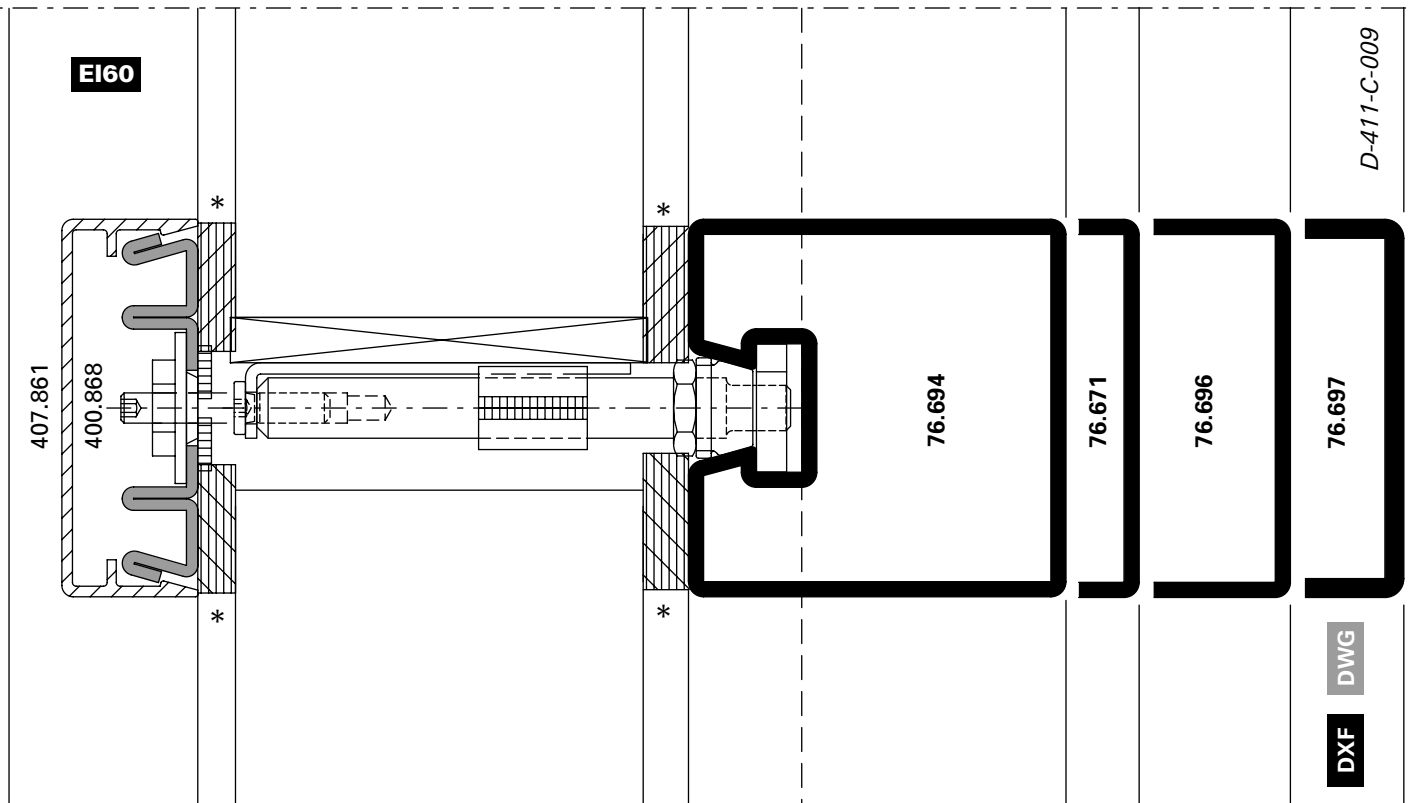
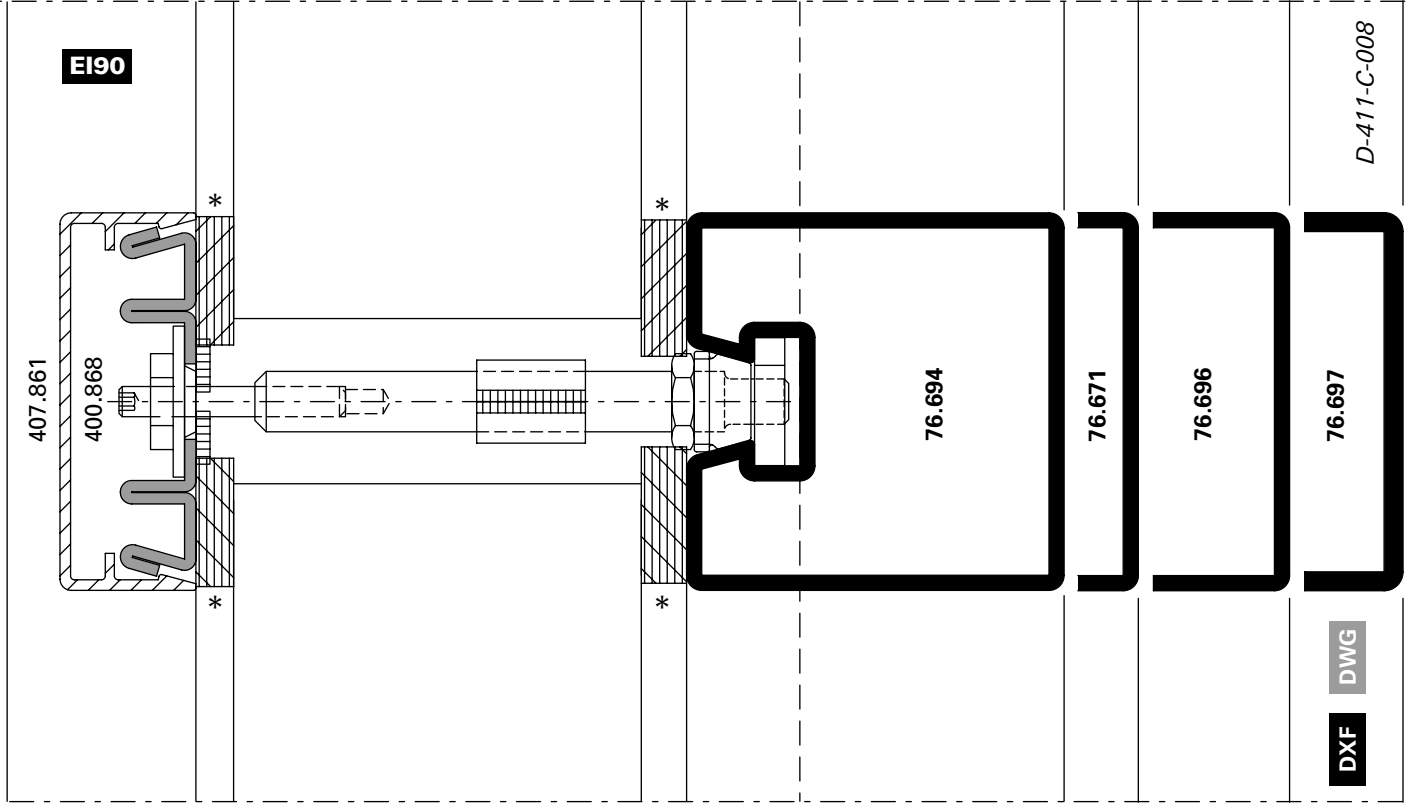
\* Optional silicone seal (DIN 4102-B1)



Riegel-Detail

Détail de la traverse

Detail of transom



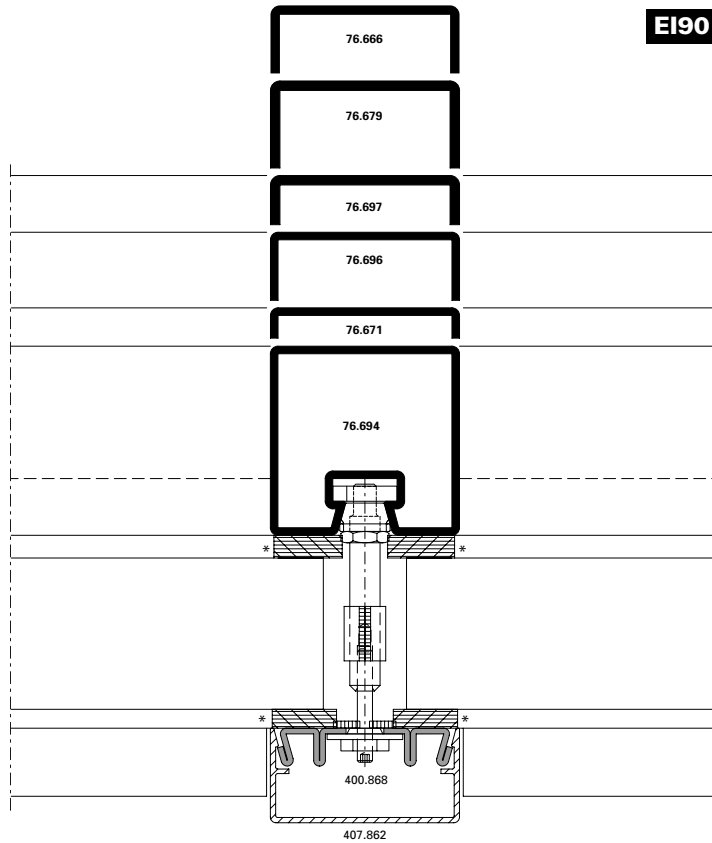
Schnittpunkte im Masstab 1:2  
 Coupe de détails à l'échelle 1:2  
 Section details on scale 1:2

VISS Fire DV  
 VISS Fire DV  
 VISS Fire DV

Pfosten-Detail

Détail du montant

Detail of mullion

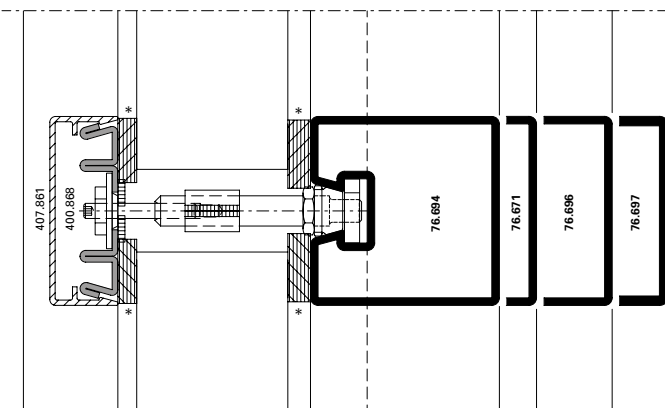


**DXF** **DWG** D-411-C-016

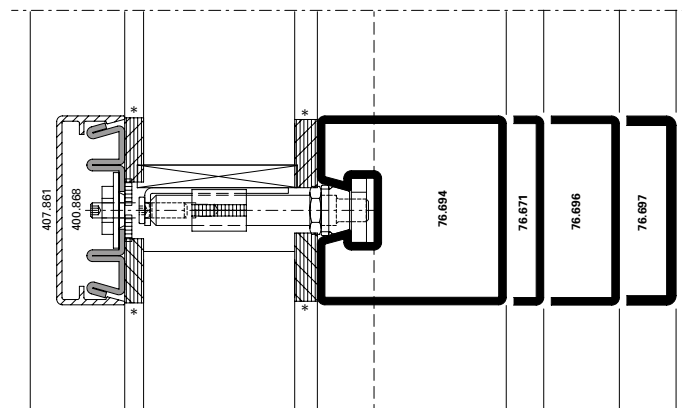
Riegel-Detail

Détail de la traverse

Detail of transom



**EI90** **DXF** **DWG** D-411-C-017



**EI90** **DXF** **DWG** D-411-C-018

\* wahlweise Silikon-Abdichtung  
 (DIN 4102-B1)

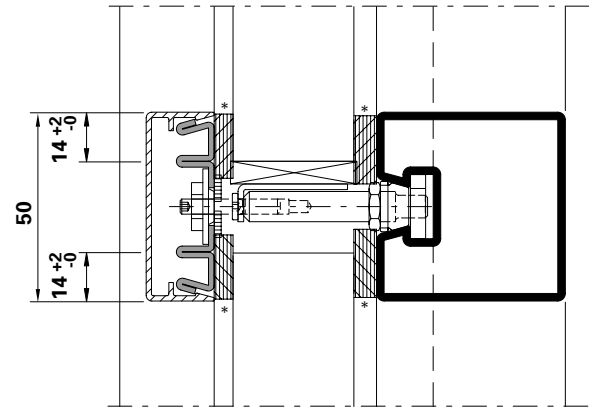
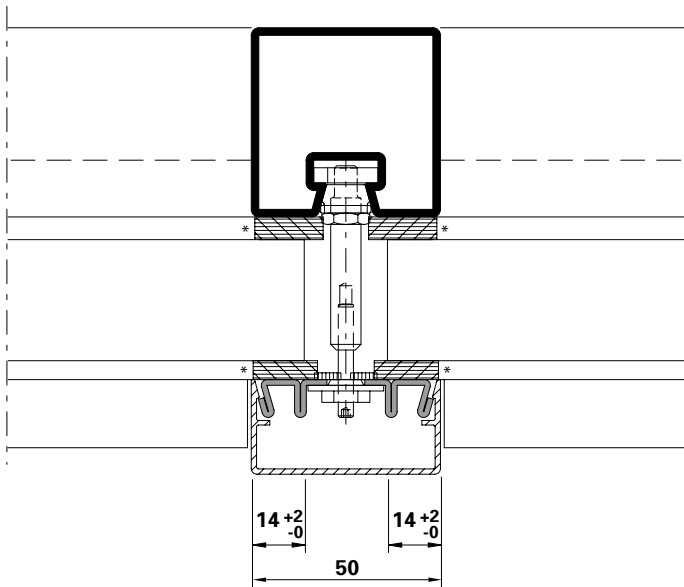
\* Au choix étanchéité silicone  
 (DIN 4102-B1)

\* Optional silicone seal (DIN 4102-B1)

Glaseinstand

Prise en feuillure

Glass edge cover



Die landesspezifischen Brandschutz-Zulassungen bzw. deren Bestimmungen und Vorschriften sind zu beachten.

Les certificats de protection incendie spécifiques au pays, leurs dispositions et leurs prescriptions doivent être respectés.

Fire-protection approvals or applicable national regulations and determinations must be observed.

\* wahlweise Silikon-Abdichtung (DIN 4102-B1)

\* Au choix étanchéité silicone (DIN 4102-B1)

\* Optional silicone seal (DIN 4102-B1)



Grafische Planungsdaten wie z.B. Anwendungsbeispiele, Konstruktionsdetails, Anschlüsse am Bau, die in unseren physischen oder elektronischen Dokumentationsunterlagen enthalten sind, sind schematische Darstellungen. Gleiches gilt für digitale Medien wie CAD Dateien oder BIM Modelle.

Sie sollen den ausführenden Metallbauer und/oder Fachplaner bei der Planung und Ausführung eines Projektes unterstützen. Sie sind im konkreten Anwendungsfall durch den ausführenden Metallbauer und/oder Fachplaner auf die Verwendbarkeit im konkreten betroffenen Projekt hinsichtlich rechtlichen/regulatorischen aber auch technischen objektspezifischen Anforderungen zu überprüfen und ggfs. eigenverantwortlich anzupassen.

Bei der Überprüfung, der spezifischen Planung und der Umsetzung sind die objektspezifischen Rahmenbedingungen (Material der Bausubstanz, Dimension des Einbauelements, Farbe, Exposition, Lasteinwirkung, etc.) sowie der geltende Stand der Technik einschliesslich aller anwendbaren Normen und technischen Richtlinien eigenverantwortlich zu beachten.

Falls das vorliegende Dokument Differenzen zur aktuellen deutschen Version (Artikel Nr. K1214212) aufweist, gilt in jedem Fall der deutsche Originaltext in der jeweils geltenden Fassung im Jansen Docu Center.

Alle Ausführungen dieser Dokumentation haben wir sorgfältig und nach bestem Wissen zusammengestellt. Wir können aber keine Verantwortung für die Benutzung der vermittelten Vorschläge und Daten übernehmen. Wir behalten uns technische Änderungen ohne Vorankündigung vor.

Les données de planification graphiques, comme les exemples d'application, détails de construction et raccordements au bâtiment, fournies dans notre documentation physique et numérique sont des représentations schématiques. Il en va de même pour les médias numériques comme les fichiers CAD ou modèles BIM.

Leur but est de faciliter la planification et réalisation d'un projet par les constructeurs métalliques et/ou concepteurs. Concrètement, elles doivent être vérifiées par le constructeur métallique et/ou le concepteur et, le cas échéant, modifiées de son propre chef pour s'assurer qu'elles concordent avec le projet concerné et qu'elles répondent aux exigences techniques spécifiques ainsi qu'aux dispositions légales et réglementaires.

Lors de la vérification, de la planification spécifique et de la mise en œuvre, il y a lieu de tenir compte des conditions spécifiques à l'objet (matériaux du bâtiment, dimension de l'élément d'insert, couleur, exposition, effet de charge, etc.) ainsi que de l'état actuel de la technique, y compris toutes les normes et directives techniques applicables.

En cas de divergence entre le présent document et la version allemande (no d'article K1214212), c'est dans tous les cas le texte original allemand qui prévaut dans sa version actuelle disponible dans le Jansen Docu Center.

Nous avons apporté le plus grand soin à l'élaboration de cette documentation. Cependant, nous déclinons toute responsabilité pour l'utilisation faite de nos propositions et de nos données.

Nous nous réservons le droit de procéder à des modifications techniques sans préavis.

Graphical planning data such as application examples, construction details, connections on site that are contained in our physical or electronic documentation components are schematic representations. The same applies to digital media such as CAD files or BIM models.

They are intended to support the metal worker and/or design engineer in planning and executing projects. In the specific case of application they are to be checked by the metal worker and/or design engineer in terms of their usability in the specific project concerned with regard to legal/regulatory and technical property-specific requirements and adjusted if necessary at the latter's own responsibility.

The property-specific underlying conditions (construction material, dimensions of installation element, colour, exposure, load effect etc.) and current state of the art including all applicable norms and technical guidelines are to be taken into consideration at the metal worker and/or design engineer's own responsibility during the review, specific planning and implementation.

If there are any differences between this document and the current German version (item number K1214212), the latest version of the original German text in the Jansen Docu Center shall prevail.

All the information contained in this documentation is given to the best of our knowledge and ability. However, we decline all responsibility for the use made of these suggestions and data.

We reserve the right to effect technical modifications without prior warning.

---

<b>VISS Fire EI30 Fassade</b>	<b>VISS Fire EI30 façade</b>	<b>VISS Fire EI30 façade</b>	<b>2</b>
-------------------------------	------------------------------	------------------------------	----------

---

<b>VISS Fire</b>	<b>VISS Fire</b>	<b>VISS Fire</b>	<b>77</b>
------------------	------------------	------------------	-----------

---

<b>VISS Fire DV</b>	<b>VISS Fire DV</b>	<b>VISS Fire DV</b>	<b>119</b>
---------------------	---------------------	---------------------	------------

---

VISS Fire EI30 Fassade/Trennwand  
VISS Fire EI30 façade/cloison  
VISS Fire EI30 façade/partition wall

---

---

**Systemübersicht**

Merkmale  
Zulassungen  
Typenübersicht

**Sommaire du système**

Caractéristiques  
Homologations  
Sommaire des types

**Summary of system**

Characteristics  
Authorisations  
Summary of types

**4**

---

**Profilsortiment**

Profile 50 und 60 mm  
Deckprofile 50 und 60 mm

**Assortiment de profilé**

Profilés 50 et 60 mm  
Profilés de recouvrement 50 et 60 mm

**Range of profiles**

Profiles 50 and 60 mm  
Cover sections 50 and 60 mm

**14**

---

**Konstruktions-Hinweise**

Konstruktionsdetails  
Schnittpunkte  
Konstruktionsdetails  
Anschlüsse am Bau

**Consignes de construction**

Détails de construction  
Coupes de détails  
Détails de construction  
Raccordement au mur

**Construction instructions**

Construction details  
Section details  
Construction details  
Attachment to structure

**21**

---

**Systemhinweise****Remarque concernant les systèmes****System instructions****67**

Alle Ausführungen dieser Dokumentation haben wir sorgfältig und nach bestem Wissen zusammengestellt. Wir können aber keine Verantwortung für die Benützung der vermittelten Vorschläge und Daten übernehmen. Wir behalten uns technische Änderungen ohne Vorankündigung vor.

Nous avons apporté le plus grand soin à l'élaboration de cette documentation. Cependant, nous déclinons toute responsabilité pour l'utilisation faite de nos propositions et de nos données. Nous nous réservons le droit de procéder à des modifications techniques sans préavis.

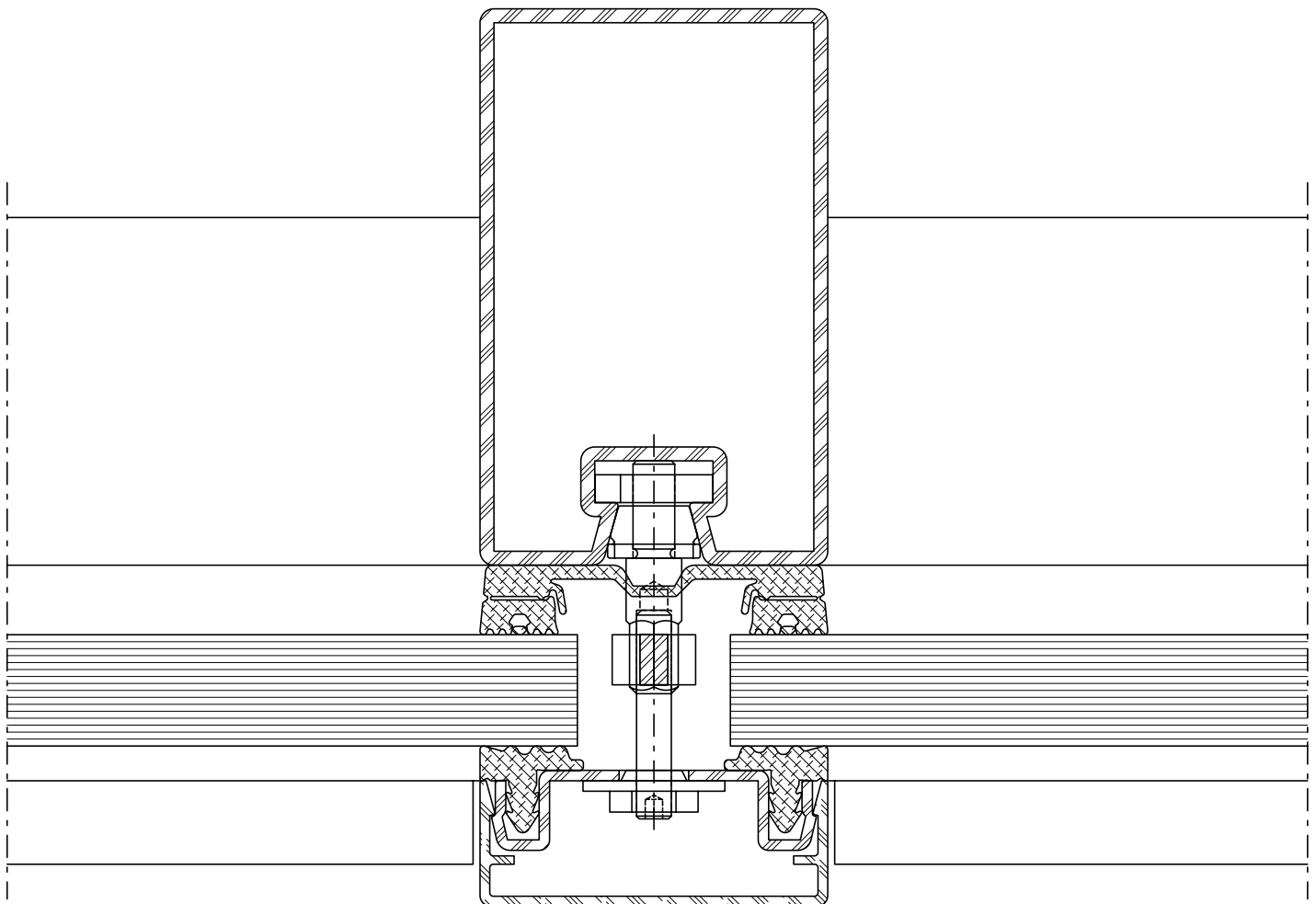
All the information contained in this documentation is given to the best of our knowledge and ability. However, we decline all responsibility for the use made of these suggestions and data. We reserve the right to effect technical modifications without prior warning.

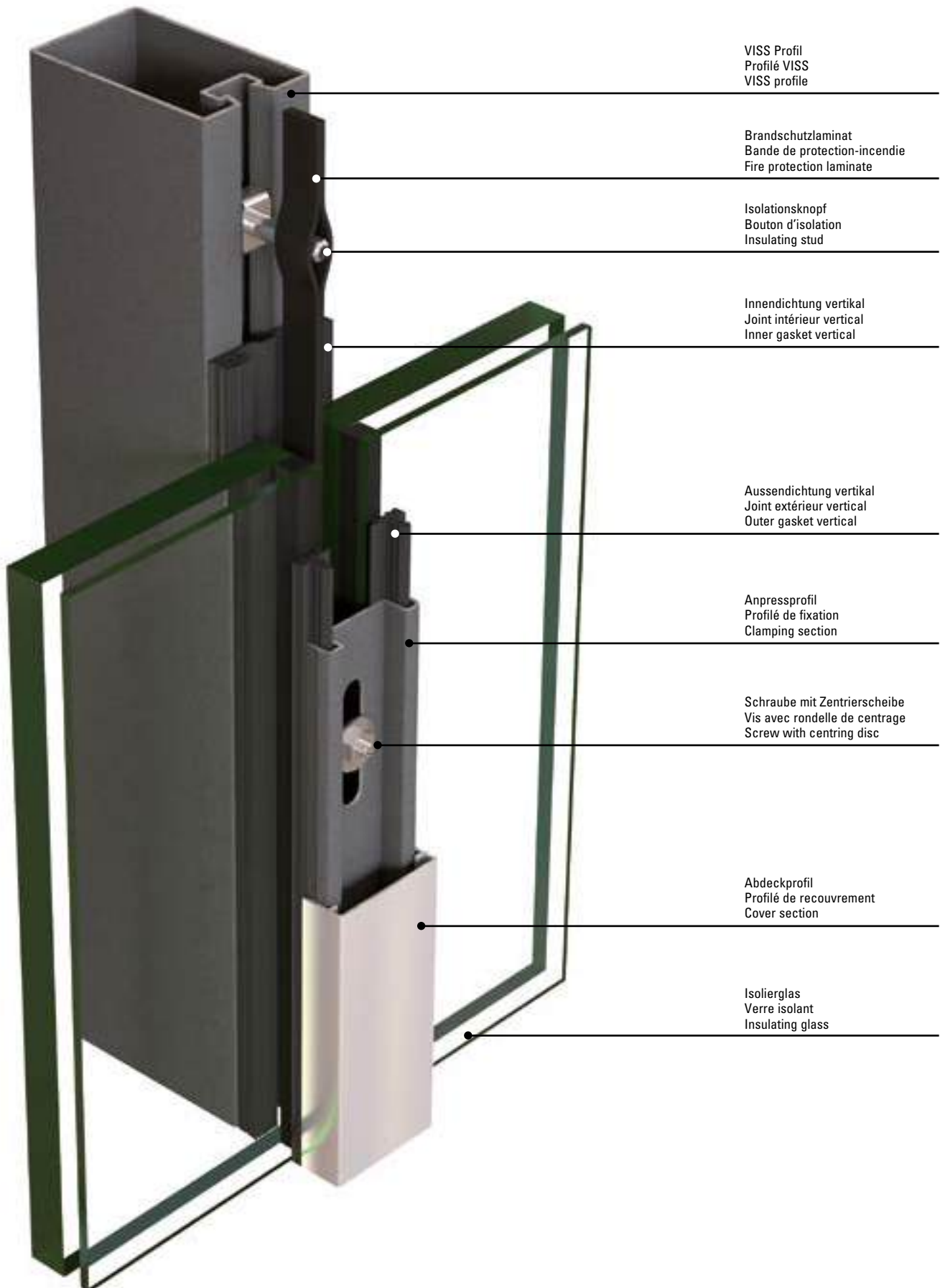


**Merkmale**  
**Caractéristiques**  
**Characteristics**

VISS Fire EI30 Fassade/Trennwand  
VISS Fire EI30 façade/cloison  
VISS Fire EI30 façade/partition wall

- CE-Kennzeichnung nach EN 13830
  - $U_{CW}$  eingebaut, Werte bis  $0.96 \text{ W/m}^2\text{K}$
  - Ansichtsbreiten 50 und 60 mm
  - Füllelementstärken 15 bis 70 mm
  - Standardprofile ab Lager mit  $I_x$  Werten bis  $2041 \text{ cm}^4$
  - Füllelementgewichte bis 1800 kg
  - Zulassungen/Prüfungen EI30
- Marquage CE selon EN 13830
  - Valeurs  $U_{CW}$  (monté) jusqu'à  $0.96 \text{ W/m}^2\text{K}$
  - LMasse vue 50 et 60 mm
  - Éléments de remplissage de 15 à 70 mm d'épaisseur
  - Profilés standard disponibles sur stock avec valeurs  $I_x$  jusqu'à  $2041 \text{ cm}^4$
  - Poids de remplissage jusqu'à 1800 kg
  - Homologations/Essais EI30
- CE marking in accordance with EN 13830
  - $U_{CW}$  installed, values to  $0.96 \text{ W/m}^2\text{K}$
  - 50 and 60 mm face widths
  - Infill panel thicknesses of 15 to 70 mm
  - Standard profiles from stock with  $I_x$  values to  $2041 \text{ cm}^4$
  - Infill unit weights up to 1800 kg
  - Authorisations/Tests EI30





VISS Fire

**Produktnorm Vorhangfassade EN 13830**

Luftdurchlässigkeit (EN 12152)	AE
Schlagregendichtheit (EN 12154)	RE 1200
Widerstandsfähigkeit bei Windlast (EN 13116)	
zulässige Last	2000 Pa
erhöhte Last	3000 Pa
Stoßfestigkeit (EN 14019)	I5/E5

Prüfbericht 108 28793,  
Gutachten 155 28793 und  
Klassifizierungsbericht 100 28793,  
ift DE-Rosenheim

**Luftschalldämmung**  
nach EN ISO 140-3 (1993) und  
ISO/DIS 717-1 (1993), DIN 52210:

$R_w = 42$  dB (bei Füllelementwert  
mind.  $R_w = 42$  dB)

Gutachtliche Stellungnahme vom  
13.9.1996 der EMPA, Dübendorf/CH

**Luftschalldämmung F90**  
nach EN ISO 140-3 (1993) und  
ISO/DIS 717-1 (1993), DIN 52210:

$R_w (C;C_{tr}) = 44 (-1;-4)$  dB  
 $R_w (C;C_{tr}) = 46 (-2;-5)$  dB  
 $R_w (C;C_{tr}) = 47 (-1;-5)$  dB

Prüfbericht 161 28310/1.0.0  
vom 30. 6. 2004

**CWCT-Test**

Luftdurchlässigkeit: Druck 600 Pa	PASS
Wasserdichtheit statisch:	
Druck 600 Pa	PASS
Wasserdichtheit dynamisch	
Windlast:	PASS
Sicherheit 3600 Pa	PASS
Gebrauchstauglichkeit 2400 Pa	PASS
Schlauchtest	PASS

Certificate Number 04/32, January 2004  
Centre for Window and Cladding  
Technology, Wintech Engineering Ltd.,  
GB-Telford

VISS Fire

**Norme de produit façade rideau EN 13830**

Perméabilité à l'air (EN 12152)	AE
Etanchéité à la pluie battante (EN 12154)	RE 1200
Résistance à la charge du vent (EN 13116)	
Charge admissible	2000 pa
Charge élevée	3000 Pa
Résistance aux chocs (EN 14019)	I5/E5

Rapport d'essai 108 28793,  
expertise 155 28793 et rapport de  
classification 100 28793,  
ift DE-Rosenheim

**Isolement contre les sons aériens**  
selon EN ISO 140-3 (1993) et  
ISO/DIS 717-1 (1993), DIN 52210:

$R_w = 42$  dB (avec valeur du  
remplissage min.  $R_w = 42$  dB)

Expertise de l'EMPA Dübendorf/CH  
du 13.9.1996

**Isolement contre les sons aériens F90**  
selon EN ISO 140-3 (1993) et  
ISO/DIS 717-1 (1993), DIN 52210:

$R_w (C;C_{tr}) = 44 (-1;-4)$  dB  
 $R_w (C;C_{tr}) = 46 (-2;-5)$  dB  
 $R_w (C;C_{tr}) = 47 (-1;-5)$  dB

Rapport d'essai 161 28310/1.0.0  
du 30. 6. 2004

**CWCT-Test**

Perméabilité à l'air: Pression 600 Pa	PASS
Etanchéité à l'eau statique:	
Pression 600 Pa	PASS
Etanchéité à l'eau dynamique:	
Résistance au vent:	PASS
Sécurité 3600 Pa	PASS
Aptitude à l'usage 2400 Pa	PASS
Essai au tuyau	PASS

Certificate Number 04/32, January 2004  
Centre for Window and Cladding  
Technology, Wintech Engineering Ltd.,  
GB-Telford

VISS Fire

**Product approval curtain walls EN 13830**

Air permeability (EN 12152)	AE
Resistance to driving rain (EN 12154)	RE 1200
Resistance to wind loads (EN 13116)	
Permissible load	2000 Pa
Increased load	3000 Pa
Impact streng (EN 14019)	I5/E5

Test report 108 28793,  
appraisal report 155 28793 and  
classification report 100 28793  
ift DE-Rosenheim

**Insulation against airborne noise**  
according to EN ISO 140-3 (1993)  
and ISO/DIS 717-1 (1993), DIN 52210:

$R_w = 42$  dB (with glass/infill panel min.  
 $R_w = 42$  dB)

Expertise dated 13.9.1996 by  
EMPA Dübendorf/CH

**Insulation against airborne noise F90**  
according to EN ISO 140-3 (1993)  
and ISO/DIS 717-1 (1993), DIN 52210:

$R_w (C;C_{tr}) = 44 (-1;-4)$  dB  
 $R_w (C;C_{tr}) = 46 (-2;-5)$  dB  
 $R_w (C;C_{tr}) = 47 (-1;-5)$  dB

Test report 161 28310/1.0.0  
dated 30. 6. 2004

**CWCT-Test**

Air permeability: Pressure 600 Pa	PASS
Watertightness static:	
Pressure 600 Pa	PASS
Watertightness dynamic:	
Wind resistance:	PASS
Safety 3600 Pa	PASS
Serviceability 2400 Pa	PASS
Hose test	PASS

Certificate Number 04/32, January 2004  
Centre for Window and Cladding  
Technology, Wintech Engineering Ltd.,  
GB-Telford

**VISS Fire**  
**Brandschutzverglasung Klasse EI30**

**VISS Fire**  
**Vitrage coupe feu Classe EI30**

**VISS Fire**  
**Fire protection glazing Class EI30**

**EU:** Klassifizierungsbericht  
Nr.: 19-002117-PR02, ift  
DE-Rosenheim)

**EU:** Rapport de classification  
No.: 19-002117-PR02, ift  
DE-Rosenheim)

**EU:** Classification report  
Nr.: 19-002117-PR02, ift  
DE-Rosenheim)

**CH:** Aussenwände, nicht tragend  
VKF Anerkennung Nr. 30997  
Verglasung vertikal  
VKF Anerkennung Nr. 31000

**CH:** Aussenwände, nicht tragend  
VKF Anerkennung Nr. 30997  
Verglasung vertikal  
VKF Anerkennung Nr. 31000

**CH:** Aussenwände, nicht tragend  
VKF Anerkennung Nr. 30997  
Verglasung vertikal  
VKF Anerkennung Nr. 31000

**AT:** Klassifizierungsbericht  
Nr. 10030827, Rev. 1

**AT:** Rapport de classification  
Nr. 10030827, Rev. 1

**AT:** Classification report  
Nr. 10030827, Rev. 1

**FR:** Proces Verbal de Classement  
no EFR-19-002265

**FR:** Proces Verbal de Classement  
no EFR-19-002265

**FR:** Proces Verbal de Classement  
no EFR-19-002265

Die landesspezifischen  
Brandschutz-Zulassungen bzw.  
deren Bestimmungen und  
Vorschriften sind zu beachten.  
(Trennwand)

Les certificats de protection  
incendie spécifiques au pays,  
leurs dispositions et leurs  
prescriptions doivent être respectés.  
(Cloison)

Fire-protection approvals or  
applicable national regulations  
and determinations must be  
observed.  
(Partition wall)

**Brandschutzglas**  
**AGC**

**Verre coupe-feu**  
**AGC**

**Fire resistant glass**  
**AGC**

Glastyp Type de verre Glass type	Stärke Épaisseur Thickness	Max. Glasabmessungen Hochformat Max. dimensions de verre Format Portrait Max. glass dimensions Portrait		Max. Glasabmessungen Querformat Max. dimensions de verre Format Paysage Max. glass dimensions Landscape		Max. Zwischenabmessungen Dimensions intermédiaires max. Max. intermediate dimensions	
		Kantenlänge Longueur d'arête Edge length (BxH)	Fläche Surface Area	Kantenlänge Longueur d'arête Edge length (BxH)	Fläche Surface Area	Kantenlänge Longueur d'arête Edge length (BxH)	Fläche Surface Area
Pyrobel 16*	≤ 70 mm	1650 x 3146 mm	4.72 m <sup>2</sup>	2860 x 1375 mm	3.58 m <sup>2</sup>	2860 x 3146 mm	4.15 m <sup>2</sup>
Pyrobel 16EG*							
Pyrobel 16EG2*							
Pyrobel 16 IGU*							
Pyrobel 16 EG IGU*							
Pyrobel 16EG2 IGU*							

max. Anzahl der VSG-Folien\*: 4x0.38 mm

max. Dichte Polycarbonat\*: 1.52 mm

\* Die Schichten können an jeder Position in der Gegenscheibe sein.

Alternative Formen:

Von den rechtwinkligen Glasabmessungen abweichende Formen sind zulässig, sofern die Form innerhalb der max. Fläche der oben erwähnten Abmessungen liegt und die weiteren Bedingungen gemäss Klassifizierungsbericht eingehalten werden.

Nombre max. de feuilles VSG\*: 4x0.38 mm

Densité max. polycarbonate\*: 1.52 mm

\* Les couches peuvent se trouver à toutes les positions dans le verre.

Formes alternatives:

les formes différentes des dimensions rectangulaires sont admissibles si elles se trouvent dans la plage maximale des dimensions indiquées plus haut et si les autres conditions définies par le rapport de classement sont remplies.

Max. number of LSG foils\*: 4x0.38 mm

Max. thickness of polycarbonate\*: 1.52 mm

\* The layers can be at any position in the glass.

Alternative shapes:

Shapes which deviate from the rectangular glass dimensions are permissible provided that the shape is within the maximum area of the abovementioned dimensions and the other conditions of the classification report are met.

Brandschutzglas  
Pilkington

Verre coupe-feu  
Pilkington

Fire resistant glass  
Pilkington

Glastyp Type de verre Glass type	Stärke Épaisseur Thickness	Max. Glasabmessungen Hochformat Max. dimensions de verre Format Portrait Max. glass dimensions Portrait		Max. Glasabmessungen Querformat Max. dimensions de verre Format Paysage Max. glass dimensions Landscape		Max. Zwischenabmessungen Dimensions intermédiaires max. Max. intermediate dimensions	
		Kantenlänge Longueur d'arête Edge length (BxH)	Fläche Surface Area	Kantenlänge Longueur d'arête Edge length (BxH)	Fläche Surface Area	Kantenlänge Longueur d'arête Edge length (BxH)	Fläche Surface Area
Pyrostop 30-10, Pyrostop 30-12	≥ 15 mm	1400 x 2500 mm	3.50 m <sup>2</sup>	2500 x 1400 mm	3.50 m <sup>2</sup>	-	-
Pyrostop 30-22*	≥ 20 mm	1540 x 3000 mm	4.62 m <sup>2</sup>	3000 x 1540 mm	4.62 m <sup>2</sup>	1600 x 3000 mm 3000 x 1600 mm	4.62 m <sup>2</sup>
Pyrostop 30-17*, Pyrostop 30-18*	≤ 70 mm	1540 x 3000 mm	4.62 m <sup>2</sup>	3000 x 1540 mm	4.62 m <sup>2</sup>	3000 x 3000 mm**	4.62 m <sup>2</sup>
Pyrostop 30-20*							
Pyrostop 30-25*, Pyrostop 30-26*							
Pyrostop 30-27*, Pyrostop 30-28*							
Pyrostop 30-35*, Pyrostop 30-36*							
Pyrostop 30-37*, Pyrostop 30-38*							
Pyrostop 30-17 Triple*							
Pyrostop 30-18 Triple*							
Pyrostop 30-25 Triple* Pyrostop 30-26 Triple*							
Pyrostop 30-27 Triple* Pyrostop 30-28 Triple*							
Pyrostop 30-35 Triple* Pyrostop 30-36 Triple*							
Pyrostop 30-37 Triple* Pyrostop 30-38 Triple*							

max. Anzahl der VSG-Folien\*: 4x0.38 mm

\* Die Schichten können an jeder Position in der Gegenscheibe sein.

Alternative Formen: Von den rechtwinkligen Glasabmessungen abweichende Formen sind zulässig, sofern die Form innerhalb der max. Fläche der oben erwähnten Abmessungen liegt und die weiteren Bedingungen gemäss Klassifizierungsbericht eingehalten werden.

Nombre max. de feuilles VSG\*: 4x0.38 mm

\* Les couches peuvent se trouver à toutes les positions dans le verre.

Formes alternatives: les formes différentes des dimensions rectangulaires sont admissibles si elles se trouvent dans la plage maximale des dimensions indiquées plus haut et si les autres conditions définies par le rapport de classement sont remplies.

Max. number of LSG foils\*: 4x0.38 mm

\* The layers can be at any position in the glass.

Alternative shapes:

Shapes which deviate from the rectangular glass dimensions are permissible provided that the shape is within the maximum area of the abovementioned dimensions and the other conditions of the classification report are met.

\*\* auf Anfrage / sur demande / on request

**Zulassungen/Prüfungen**  
**Homologations/Essais**  
**Authorisations/Tests**

VISS Fire EI30 Fassade/Trennwand  
 VISS Fire EI30 façade/cloison  
 VISS Fire EI30 façade/partition wall

**Brandschutzglas**  
**Vetrotech Saint-Gobain**

**Verre coupe-feu**  
**Vetrotech Saint-Gobain**

**Fire resistant glass**  
**Vetrotech Saint-Gobain**

Glastyp Type de verre Glass type	Stärke Épaisseur Thickness	Max. Glasabmessungen Hochformat Max. dimensions de verre Format Portrait Max. glass dimensions Portrait		Max. Glasabmessungen Querformat Max. dimensions de verre Format Paysage Max. glass dimensions Landscape		Max. Zwischenabmessungen Dimensions intermédiaires max. Max. intermediate dimensions	
		Kantenlänge Longueur d'arête Edge length (BxH)	Fläche Surface Area	Kantenlänge Longueur d'arête Edge length (BxH)	Fläche Surface Area	Kantenlänge Longueur d'arête Edge length (BxH)	Fläche Surface Area
EN 14449 Brandschutz-Sicherheitsglas Verre de sécurité résistant au feu Fire resistant safety glass CONTRAFLAM 30 CONTRAFLAM 30-2	≥ 16 mm ≥ 30 mm	1500 x 3356 mm 2700 x 4600 mm	5.03 m <sup>2</sup> 12.42 m <sup>2</sup>	3270 x 1500 mm -	4.91 m <sup>2</sup> -	3270 x 3356 mm -	4.97 m <sup>2</sup> -
EN 1279 2-fach/3-fach Brandschutz-Isolierglas Double/triple vitrage isolant résistant au feu Double/triple insulating glass unit CONTRAFLAM 30 IGU*: CONTRAFLAM 30 CLIMALIT (2-fach / double / double) CONTRAFLAM 30 CLIMAPLUS (2-fach / double / double) CONTRAFLAM 30 CLIMATOP (3-fach / triple / triple)	≤ 70 mm	1500 x 3356 mm	5.03 m <sup>2</sup>	3270 x 1500 mm	4.91 m <sup>2</sup>	3270 x 3356 mm	4.97 m <sup>2</sup>
<p>max. Anzahl der VSG-Folien*: 8x0.38 mm            Alternative Formen:            Von den rechteckigen Glasabmessungen abweichende Formen sind zulässig, sofern die Form innerhalb der max. Fläche der oben erwähnten Abmessungen liegt und die weiteren Bedingungen gemäss Klassifizierungsbericht eingehalten werden.</p> <p>Nombre max. de feuilles VSG*: 8x0.38 mm            Formes alternatives:            les formes différentes des dimensions rectangulaires sont admissibles si elles se trouvent dans la plage maximale des dimensions indiquées plus haut et si les autres conditions définies par le rapport de classement sont remplies.</p> <p>Max. number of LSG foils*: 8x0.38 mm            Alternative shapes:            Shapes which deviate from the rectangular glass dimensions are permissible provided that the shape is within the maximum area of the abovementioned dimensions and the other conditions of the classification report are met.</p>							

**\* Multifunktionen/multifonctions/multifunctions**

PLANITHERM Wärmeschutz / isolation thermique / thermal insulation  
 COOL-LITE Sonnenschutz / contrôle solaire / solar control  
 STADIP SILENCE Schallschutz / affaiblissement acoustique / sound reduction  
 SECURIT ALARM Alarm Glas / verre connecté à l'alarme / alarm glass  
 EMS STADIP reduziert elektromagnetische Strahlung / réduire le rayonnement électromagnétique / reduce of electromagnetic radiation

SUPERCONTRYX	Röntgenschutz / protection contre les rayons X / X-ray protection
THERMOVIT	Heizglas / verre chauffant / heated glass
STADIP COLOR	farbige Folien / films de couleur / colored foils
BIOCLEAN	selbstreinigend / autonettoyant / self-cleaning
PRIVA-LITE	schaltbar transparent-opak / occultation commandée / switchable transparent-opaque
SCREEN	integrierte Jalousien / stores intégrés / integrated blinds
DIAMANT	extra weißes Glas / verre extra-clair / extra clear glass
MIRASTAR	Spionspiegel / verre chromé / spy glass
EMALIT	emalliertes Glas / verre émaillé / enameled glass
SERALIT	siebbedrucktes Glas / verre sérigraphié / screen printed glass
PICTUREIT	Digitaldruck / impression digitale / digital printing
PARSOL	eingefärbtes Glas / verre teinté dans la masse / body tinted glass
SATINOVO	mattiertes Glas / verre maté / matt glass
DECOR	Ornamentglas / verre imprimé / patterned glass
PROTECT	Sicherheitsglas / verre de sécurité résistant l'attaque manuelle / safety glass (EN 356 P1A-P5A)
VETROGARD	Sicherheitsglas / verre de sécurité résistant l'attaque manuelle / safety glass (EN 356 P6B)

**Brandschutzglas**  
**Schüco**

**Verre coupe-feu**  
**Schüco**

**Fire resistant glass**  
**Schüco**

Glastyp Type de verre Glass type	Stärke Épaisseur Thickness	Max. Glasabmessungen Hochformat Max. dimensions de verre Format Portrait Max. glass dimensions Portrait		Max. Glasabmessungen Querformat Max. dimensions de verre Format Paysage Max. glass dimensions Landscape		Max. Zwischenabmessungen Dimensions intermédiaires max. Max. intermediate dimensions	
		Kantenlänge Longueur d'arête Edge length (BxH)	Fläche Surface Area	Kantenlänge Longueur d'arête Edge length (BxH)	Fläche Surface Area	Kantenlänge Longueur d'arête Edge length (BxH)	Fläche Surface Area
SchücoFlam 30 C*	≤ 70 mm	1500 x 3356 mm	5.03 m <sup>2</sup>	3270 x 1500 mm	4.91 m <sup>2</sup>	3270 x 3356 mm	4.97 m <sup>2</sup>
SchücoFlam 30 ISO-C*							
SchücoFlam 30 ISO-3 C*							

max. Anzahl der VSG-Folien\*: 8x0.38 mm

\* Die Schichten können an jeder Position in der Gegenscheibe sein.

Alternative Formen: Von den rechtwinkligen Glasabmessungen abweichende Formen sind zulässig, sofern die Form innerhalb der max. Fläche der oben erwähnten Abmessungen liegt und die weiteren Bedingungen gemäss Klassifizierungsbericht eingehalten werden.

Nombre max. de feuilles VSG\*: 8x0.38 mm

\* Les couches peuvent se trouver à toutes les positions dans le verre.

Formes alternatives:

les formes différentes des dimensions rectangulaires sont admissibles si elles se trouvent dans la plage maximale des dimensions indiquées plus haut et si les autres conditions définies par le rapport de classement sont remplies.

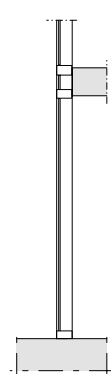
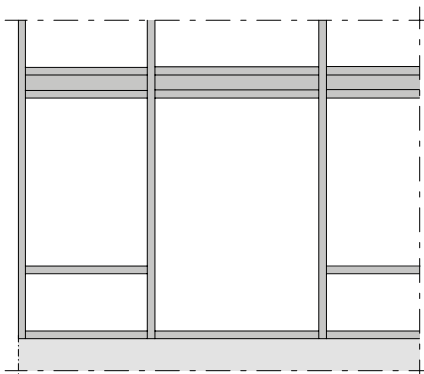

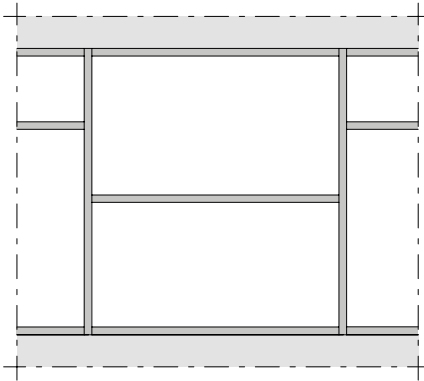

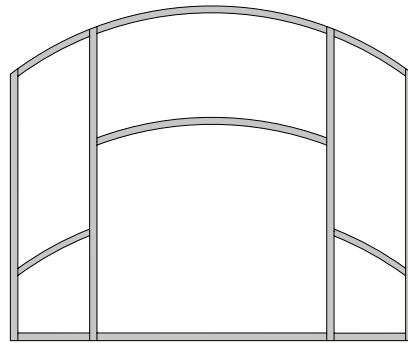
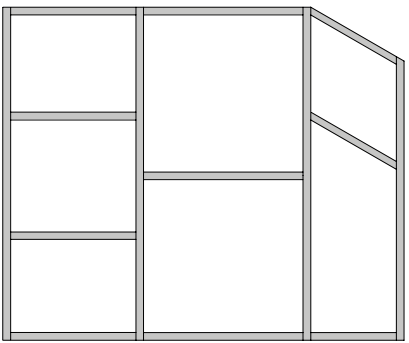
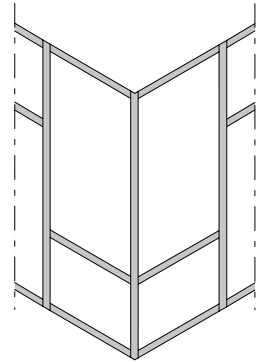
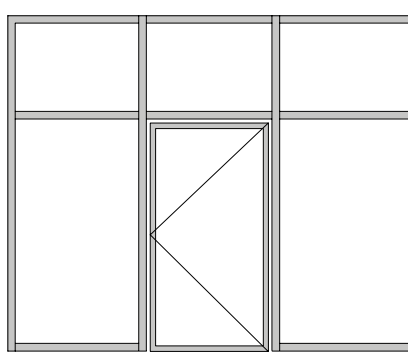

Max. number of LSG foils\*: 8x0.38 mm

\* The layers can be at any position in the glass.

Alternative shapes:

Shapes which deviate from the rectangular glass dimensions are permissible provided that the shape is within the maximum area of the abovementioned dimensions and the other conditions of the classification report are met.





## Jansen Docu Center

Die Plattform zum effizienten Arbeiten mit Jansen Dokumentationen. Im Jansen Docu Center stehen alle Produktinformationen jederzeit digital in der aktuellsten Version zur Verfügung: von Architekten-Informationen über Bestell- und Fertigungskatalogen bis hin zu Anleitungen und Prospekten sowie Videos.

Die Inhalte können einfach und schnell aufgerufen werden. Ein für den Anwender komfortables papierloses Arbeiten, das zahlreiche Vorteile bietet.

## Jansen Docu Center

La plate-forme pour travailler efficacement avec les documentations Jansen. Le Jansen Docu Center met à votre disposition les informations sur les produits, en format numérique et dans une version actualisée: des catalogues de commande et de fabrication aux instructions et prospectus, en passant par les informations destinées aux architectes et vidéos.

Les contenus sont facilement et rapidement accessibles. Une manière de travailler confortable et offrant de nombreux avantages.

## Jansen Docu Center

The platform for working efficiently with Jansen documentation. The latest version of all the product information is available digitally at any time in the Jansen Docu Center – from order and fabrication manuals to architect information, instructions and brochures and videos.

The content can be retrieved quickly and easily. The user can work conveniently without paper, which has numerous benefits.

## Download CAD Daten

**DXF**

**DWG**

Sie können die Zeichnungen in den Formaten DXF und/oder DWG herunterladen. Klicken Sie auf das entsprechende Icon und der Download erfolgt.

Die Hinweise «Artikelbibliothek/Türbeschläge/Fensterbeschläge» bedeuten, dass Sie mit einem Klick die gesamte Artikelbibliothek des entsprechenden Systems herunterladen (Profile, Beschläge, Glasleisten, Zubehör etc.).

## Info und Beratung

Gerne beraten wir Sie persönlich und stehen Ihnen bei Fragen zur Verfügung. Bitte schreiben Sie uns Ihre Anliegen an: [info@jansen.com](mailto:info@jansen.com)

## Télécharger fichiers DAO

**DXF**

**DWG**

Vous pouvez télécharger les dessins aux formats DXF et/ou DWG. Cliquez sur l'icône correspondante et le téléchargement s'effectuera.

Les indications «Bibliothèque des articles/Ferures de porte/Ferrures de fenêtres» signifie que vous téléchargez la totalité de la bibliothèque des articles du système donné (profilés, ferrures, parclofes, accessoires etc.).

## Info et conseils

Nous vous conseillerons volontiers individuellement et sommes à votre disposition si vous avez des questions à poser. Veuillez nous envoyer votre requête à: [info@jansen.com](mailto:info@jansen.com)

## Download CAD files

**DXF**

**DWG**

You can download the drawings in DXF and/or DWG format. Click on the relevant icon to begin the download.

The items «Article library/Door fittings/Window fittings» means that you download the entire article library for the corresponding system with one click (profiles, fittings, glazing beads, accessories etc.).

## Information and advice

We would be delighted to provide you with advice in person and are available to answer any questions you may have. Please write to us with your queries at: [info@jansen.com](mailto:info@jansen.com)

Profile 50 mm (Masstab 1:3)

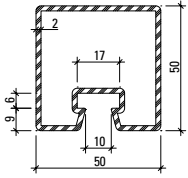
Profils 50 mm (échelle 1:3)

Profiles 50 mm (scale 1:3)

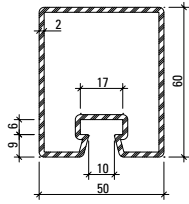
VISS Fire EI30 Fassade/Trennwand

VISS Fire EI30 façade/cloison

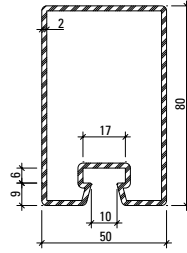
VISS Fire EI30 façade/partition wall



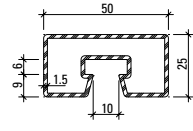
**76.694**  
**76.694 Z**



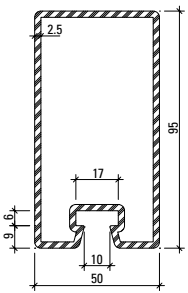
**76.671**  
**76.671 Z**



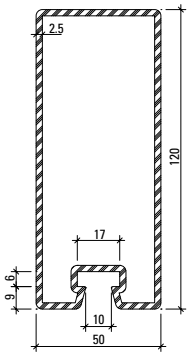
**76.696**  
**76.696 Z**



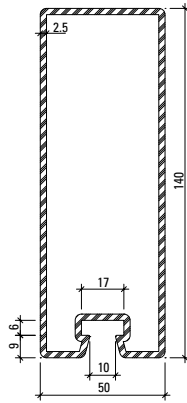
**76.682** 1,2



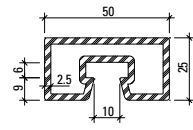
**76.697**  
**76.697 Z**



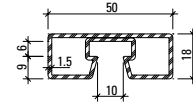
**76.679**  
**76.679 Z**



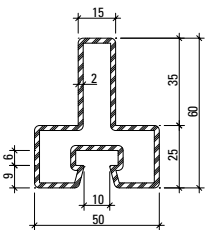
**76.666**  
**76.666 Z**



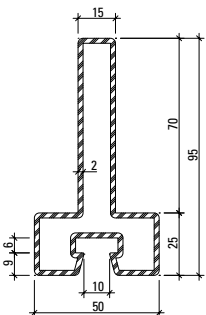
**76.680** 1,2



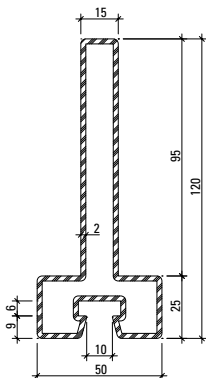
**76.692** 1,2



**76.114**



**76.115**



**76.116**

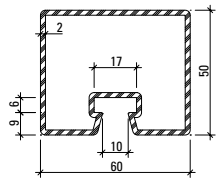
1 Nur zusammengesetzte Profile  
Uniquement profilés assemblés  
Only assembled profiles

2 Nur für Anschlüsse an Janisol  
Uniquement pour raccordements à Janisol  
Only for attachments to Janisol

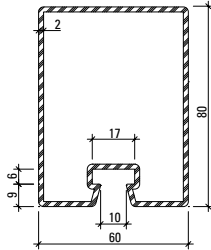
Profil-Nr.	G kg/m	F cm <sup>2</sup>	I <sub>x</sub> cm <sup>4</sup>	W <sub>x</sub> cm <sup>3</sup>	I <sub>y</sub> cm <sup>4</sup>	W <sub>y</sub> cm <sup>3</sup>	U m <sup>2</sup> /m	L mm
<b>76.666</b>	7,910	10,1	241,3	32,3	43,7	17,5	0,412	6500
<b>76.671</b>	3,860	4,9	23,3	7,2	17,3	6,9	0,260	6500
<b>76.679</b>	7,120	9,1	162,2	25,2	37,9	15,2	0,373	6500
<b>76.680</b>	3,390	4,3	3,2	2,4	11,1	4,4	0,182	6100
<b>76.682</b>	2,120	2,7	2,2	1,7	7,2	2,9	0,190	6000
<b>76.692</b>	1,900	2,5	0,9	1,0	5,9	2,4	0,176	6000
<b>76.694</b>	3,500	4,5	14,7	5,6	15,0	6,0	0,240	6500
<b>76.696</b>	4,450	5,7	47,6	11,1	21,9	8,8	0,300	6500
<b>76.697</b>	6,100	7,9	90,2	17,6	31,0	12,4	0,330	6500
<b>76.114</b>	3,820	4,9	15,4	4,1	9,8	3,9	0,251	6000
<b>76.115</b>	4,920	6,3	54,8	9,3	10,4	4,2	0,321	6000
<b>76.116</b>	5,710	7,3	105,0	14,3	10,8	4,3	0,371	6000

**Profile 60 mm (Massstab 1:3)**  
**Profils 60 mm (échelle 1:3)**  
**Profiles 60 mm (scale 1:3)**

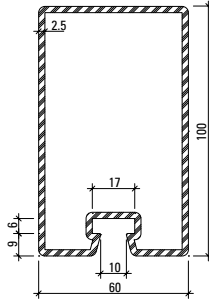
VISS Fire EI30 Fassade/Trennwand  
 VISS Fire EI30 façade/cloison  
 VISS Fire EI30 façade/partition wall



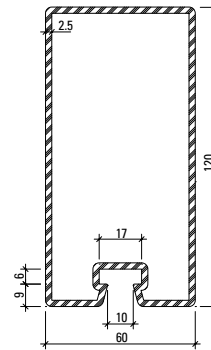
**76.695**  
**76.695 Z**



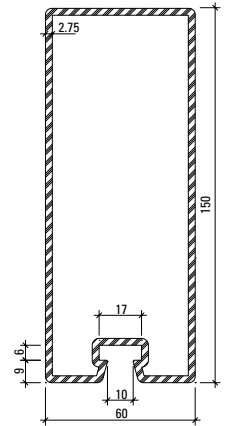
**76.678**  
**76.678 Z**



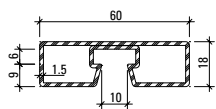
**76.684**  
**76.684 Z**



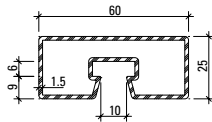
**76.698**  
**76.698 Z**



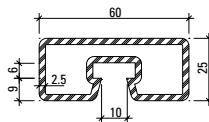
**76.667**  
**76.667 Z**



**76.693** <sup>1,2</sup>



**76.683** <sup>1,2</sup>



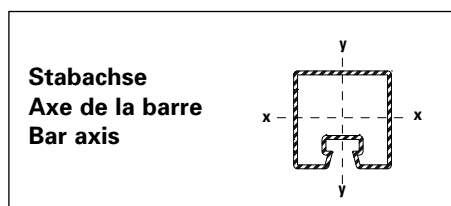
**76.681** <sup>1</sup>

1 Nur zusammengesetzte Profile  
 Uniquement profilés assemblés  
 Only assembled profiles

2 Nur für Anschlüsse an Janisol  
 Uniquement pour raccordements à Janisol  
 Only for attachments to Janisol

Artikelbibliothek  
 Bibliothèque des articles  
 Article library

**DXF** **DWG**



Profil-Nr.	G kg/m	F cm <sup>2</sup>	I <sub>x</sub> cm <sup>4</sup>	W <sub>x</sub> cm <sup>3</sup>	I <sub>y</sub> cm <sup>4</sup>	W <sub>y</sub> cm <sup>3</sup>	U m <sup>2</sup> /m	L mm
<b>76.667</b>	9,530	12,1	342,8	43,0	75,1	25,0	0,452	6500
<b>76.678</b>	4,800	6,1	53,9	12,6	32,8	11,0	0,320	6500
<b>76.681</b>	3,790	4,8	3,8	2,9	17,3	5,8	0,202	6100
<b>76.683</b>	2,360	3,0	2,6	2,0	11,1	3,7	0,210	6000
<b>76.684</b>	6,730	8,6	114,1	21,3	48,3	16,1	0,352	6500
<b>76.693</b>	2,140	2,8	1,3	1,3	9,3	3,1	0,196	6000
<b>76.695</b>	3,800	4,9	17,2	6,5	22,9	7,6	0,260	6500
<b>76.698</b>	7,500	9,7	179,6	28,0	56,6	18,9	0,400	6500

Profile 60 mm (Massstab 1:3)

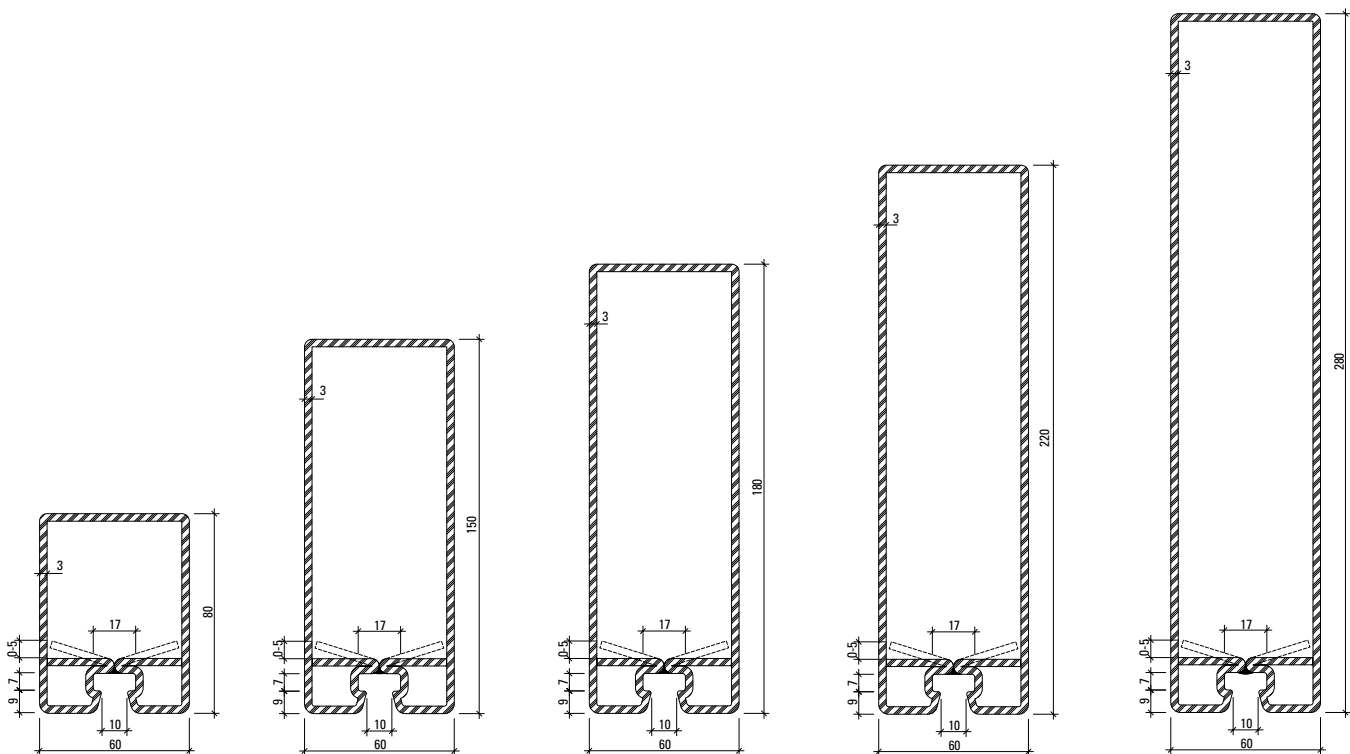
Profils 60 mm (échelle 1:3)

Profiles 60 mm (scale 1:3)

VISS Fire EI30 Fassade/Trennwand

VISS Fire EI30 façade/cloison

VISS Fire EI30 façade/partition wall



76.143 Z

76.144 Z

76.140 Z

76.141 Z

76.142 Z

Aufgrund von Fertigungstoleranzen kann die Lage des Rückbogens von 0 bis 5 mm variieren.

En raison des tolérances de fabrication, la position du segment coulé peut varier de 0 à 5 mm.

Due to fabrication tolerances, the position of the rear arch may vary between 0 and 5 mm.

#### Oberfläche/Werkstoff

Artikel-Nr.

**ohne Zusatz** = blank

**mit Z** = bandverzinkter Stahl

#### Surface/Matériau

No. d'article

**sans supplément** = brut

**avec Z** = bandes d'acier zinguées

#### Surface/Material

Part no.

**without addition** = bright

**with Z** = galvanised strip

Artikelbibliothek  
Bibliothèque des articles  
Article library

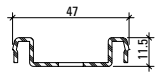
DXF

DWG

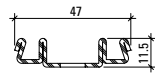
Profil-Nr.	G kg/m	F cm <sup>2</sup>	I <sub>x</sub> cm <sup>4</sup>	W <sub>x</sub> cm <sup>3</sup>	I <sub>y</sub> cm <sup>4</sup>	W <sub>y</sub> cm <sup>3</sup>	U m <sup>2</sup> /m	L mm
<b>76.140 Z</b>	12,946	16,47	649,2	64,3	100,0	33,2	0,516	8000
<b>76.141 Z</b>	14,833	18,87	1090,2	89,1	119,1	39,7	0,596	8000
<b>76.142 Z</b>	17,662	22,5	2041,7	132,7	148,4	49,5	0,716	10000
<b>76.143 Z</b>	8,340	10,62	80,4	17,9	50,8	16,9	0,316	6500
<b>76.144 Z</b>	11,630	14,82	406,0	47,9	85,0	28,3	0,456	6500

**Deckprofile 50 mm (Masstab 1:3)**  
**Profils de recouvrement 50 mm (échelle 1:3)**  
**Cover sections 50 mm (scale 1:3)**

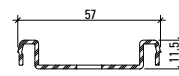
VISS Fire EI30 Fassade/Trennwand  
 VISS Fire EI30 façade/cloison  
 VISS Fire EI30 façade/partition wall



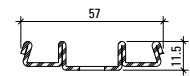
**400.800 Z**  
**400.800 (AISI 304)**



**400.801 Z**



**400.802 Z**  
**400.802 (AISI 304)**



**400.803 Z**

Profil-Nr.	G kg/m	L mm
<b>400.800</b>	0,940	6000
<b>400.800 Z</b>	0,935	6000
<b>400.801 Z</b>	1,210	6000

Profil-Nr.	G kg/m	L mm
<b>400.802</b>	1,065	6000
<b>400.802 Z</b>	1,060	6000
<b>400.803 Z</b>	1,319	6000

**Edelstahl Deckprofile**  
**Pfosten**

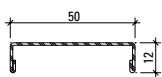
**Profils de recouvrement acier Inox**  
**Montant**

**Stainless steel cover sections**  
**Mullion**

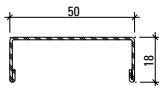
Werkstoff 1.4301 (AISI 304)  
 geschliffen, Korn 220/240,  
 mit Schutzfolie

Qualité 1.4301 (AISI 304)  
 brossé, grain 220/240,  
 avec feuille de protection

Material 1.4301 (AISI 304)  
 polished, grain 220/240,  
 with protective film



**400.860**



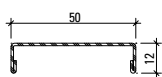
**400.861**



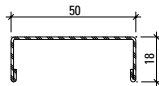
Werkstoff 1.4401 (AISI 316)  
 geschliffen, Korn 220/240,  
 mit Schutzfolie

Qualité 1.4401 (AISI 316)  
 brossé, grain 220/240,  
 avec feuille de protection

Material 1.4401 (AISI 316)  
 polished, grain 220/240,  
 with protective film



**400.862**



**400.863**



Profil-Nr.	G kg/m	L mm
<b>400.860</b>	0,644	6000
<b>400.861</b>	0,734	6000

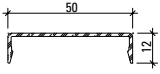
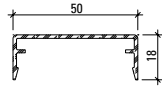
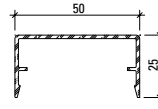
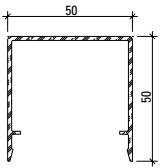
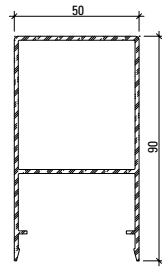
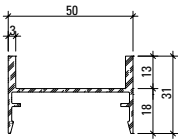
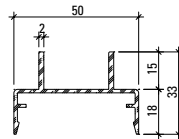
Profil-Nr.	G kg/m	L mm
<b>400.862</b>	0,652	6000
<b>400.863</b>	0,744	6000

**Deckprofile 50 mm (Massstab 1:3)****Profils de recouvrement 50 mm (échelle 1:3)****Cover sections 50 mm (scale 1:3)**

VISS Fire EI30 Fassade/Trennwand

VISS Fire EI30 façade/cloison

VISS Fire EI30 façade/partition wall

**407.860****407.861****407.862****407.863****407.864****407.900****407.911**

Profil-Nr.	G kg/m	U m <sup>2</sup> /m	P m <sup>2</sup> /m	L mm
<b>407.860</b>	0,266	0,147	0,072	6000
<b>407.861</b>	0,341	0,185	0,084	6000
<b>407.862</b>	0,394	0,213	0,098	6000

Profil-Nr.	G kg/m	U m <sup>2</sup> /m	P m <sup>2</sup> /m	L mm
<b>407.863</b>	0,660	0,313	0,148	6000
<b>407.864</b>	1,344	0,360	0,228	6000
<b>407.900</b>	0,556	0,240	0,138	6000
<b>407.911</b>	0,510	0,245	0,146	6000

**Werkstoff**

Aluminium EN AW 6060 T66 roh, leicht eingeölt

**Matériau**

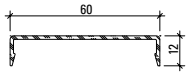
Aluminium EN AW 6060 T66 brut, légèrement huilé

**Material**

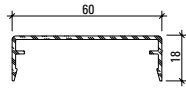
Aluminium EN AW 6060 T66 mill finish, slightly oiled

**Deckprofile 60 mm (Masstab 1:3)**  
**Profils de recouvrement 60 mm (échelle 1:3)**  
**Cover sections 60 mm (scale 1:3)**

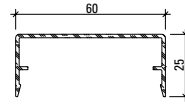
VISS Fire EI30 Fassade/Trennwand  
 VISS Fire EI30 façade/cloison  
 VISS Fire EI30 façade/partition wall



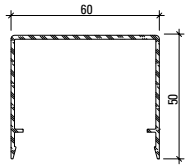
**407.865**



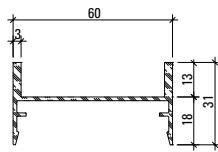
**407.866**



**407.867**



**407.868**



**407.901**

Profil-Nr.	G kg/m	U m <sup>2</sup> /m	P m <sup>2</sup> /m	L mm
<b>407.802</b>	0,558	0,190		6000
<b>407.865</b>	0,304	0,167	0,082	6000
<b>407.866</b>	0,379	0,205	0,094	6000
<b>407.867</b>	0,432	0,223	0,108	6000

Profil-Nr.	G kg/m	U m <sup>2</sup> /m	P m <sup>2</sup> /m	L mm
<b>407.868</b>	0,750	0,330	0,160	6000
<b>407.901</b>	0,590	0,255	0,148	6000

**Werkstoff**

Aluminium EN AW 6060 T66 roh, leicht eingeölt

**Matériau**

Aluminium EN AW 6060 T66 brut, légèrement huilé

**Material**

Aluminium EN AW 6060 T66 mill finish, slightly oiled

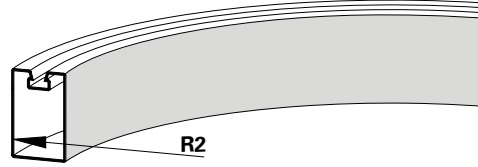
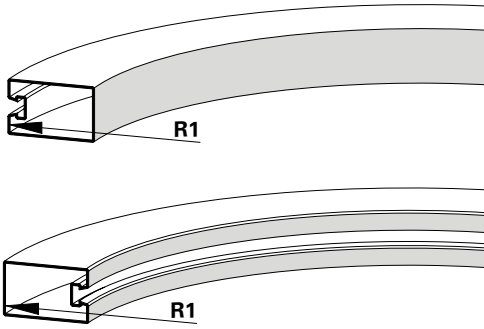
Artikelbibliothek  
 Bibliothèque des articles  
 Article library

**DXF** **DWG**



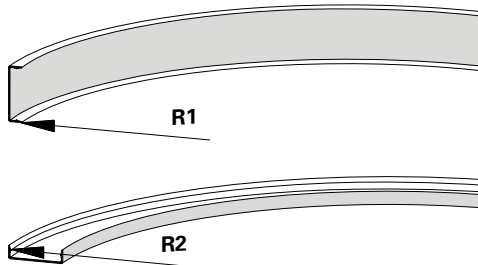
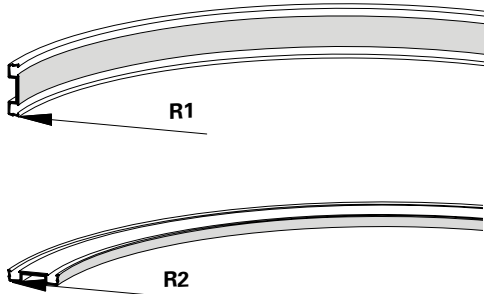
**Biegeradien**  
**Travaux de cintrage**  
**Bending data**

VISS Fire EI30 Fassade/Trennwand  
 VISS Fire EI30 façade/cloison  
 VISS Fire EI30 façade/partition wall



Profil Profilé Profile	R1 mm	R2 mm
76.666	3000	1000
76.667	3800	2000
76.671	1000	1000
76.678	2000	1100
76.679	2600	1000
76.684	2200	1300
76.694	700	700
76.695	1300	1000
76.696	2000	800
76.697	2200	900
76.698	2500	2500

Profil Profilé Profile	R1 mm	R2 mm
76.680	500	500
76.681	500	500
76.683	700	750
76.692	600	
76.693	600	



Profil Profilé Profile	R1 mm	R2 mm
400.800	800	1500
400.800 Z	800	1200
400.801 Z	800	1800
400.802	800	1500
400.802 Z	800	1500
400.803 Z	800	1800
407.800	500	1050
407.802	500	1100

Profil Profilé Profile	R1 mm	R2 mm
407.815	500	700
407.860	500	850
407.861	500	950
407.862	700	1250
407.865	500	1250
407.866	700	1300
407.867	700	1300

**Hinweis:**  
 Alle Profile sind auch in verzinkter Ausführung (Z) biegebar.

**Remarque:**  
 Tous les profilés sont également cintrables en exécution galvanisée (Z).

**Note:**  
 All profiles can also be bent into curves in the galvanised finish (Z).

Beim Biegen von engen Radien kann sich die VISS-Nute verjüngen.

La rainure VISS peut s'amincir lors du cintrage pour des rayons serrés.

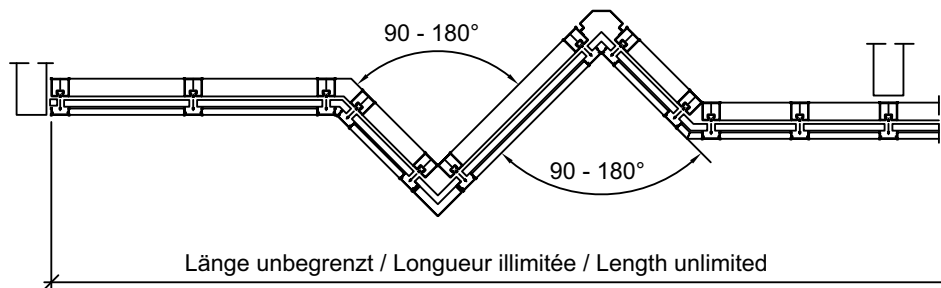
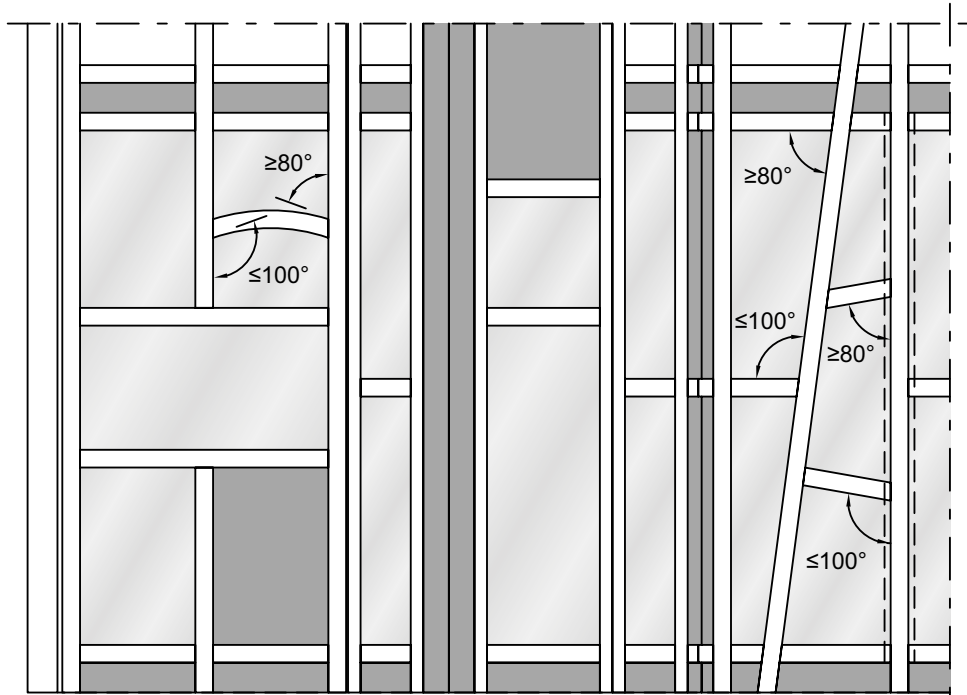
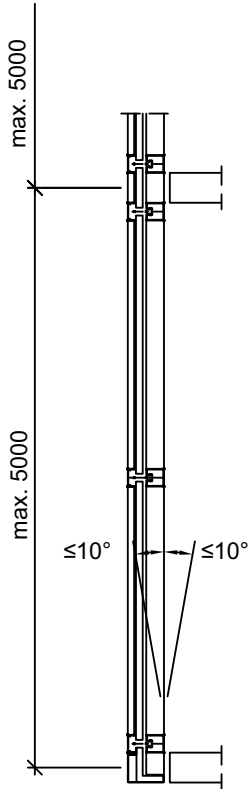
The VISS flute might be tapered down when bending narrow radii.

<b>Vorhangsfassade</b>	<b>Façade de rideau</b>	<b>Curtain wall</b>	<b>22</b>
<b>Verglasungstypen</b>	<b>Types de vitrages</b>	<b>Glazing types</b>	<b>24</b>
<b>Schnittpunkte</b>	<b>Coupe de détails</b>	<b>Section details</b>	<b>26</b>
<b>Konstruktionsdetails</b>	<b>Détails de construction</b>	<b>Construction details</b>	<b>40</b>
<b>Anschlüsse am Bau</b>	<b>Raccords au mur</b>	<b>Attachment to structure</b>	<b>46</b>
<b>Konstruktionsdetails</b>	<b>Détails de construction</b>	<b>Construction details</b>	<b>74</b>
<b>U<sub>cw</sub>-Werte</b>	<b>Valeurs U<sub>cw</sub></b>	<b>U<sub>cw</sub> values</b>	<b>75</b>

Vorhangfassade  
Ansicht von aussen

Façade rideau  
Vue de l'extérieur

Curtain wall  
View from outside



Türeinbau und Abmessungen  
siehe nationale Zulassungen  
und Klassifizierungsbericht  
13-003089-PR01.

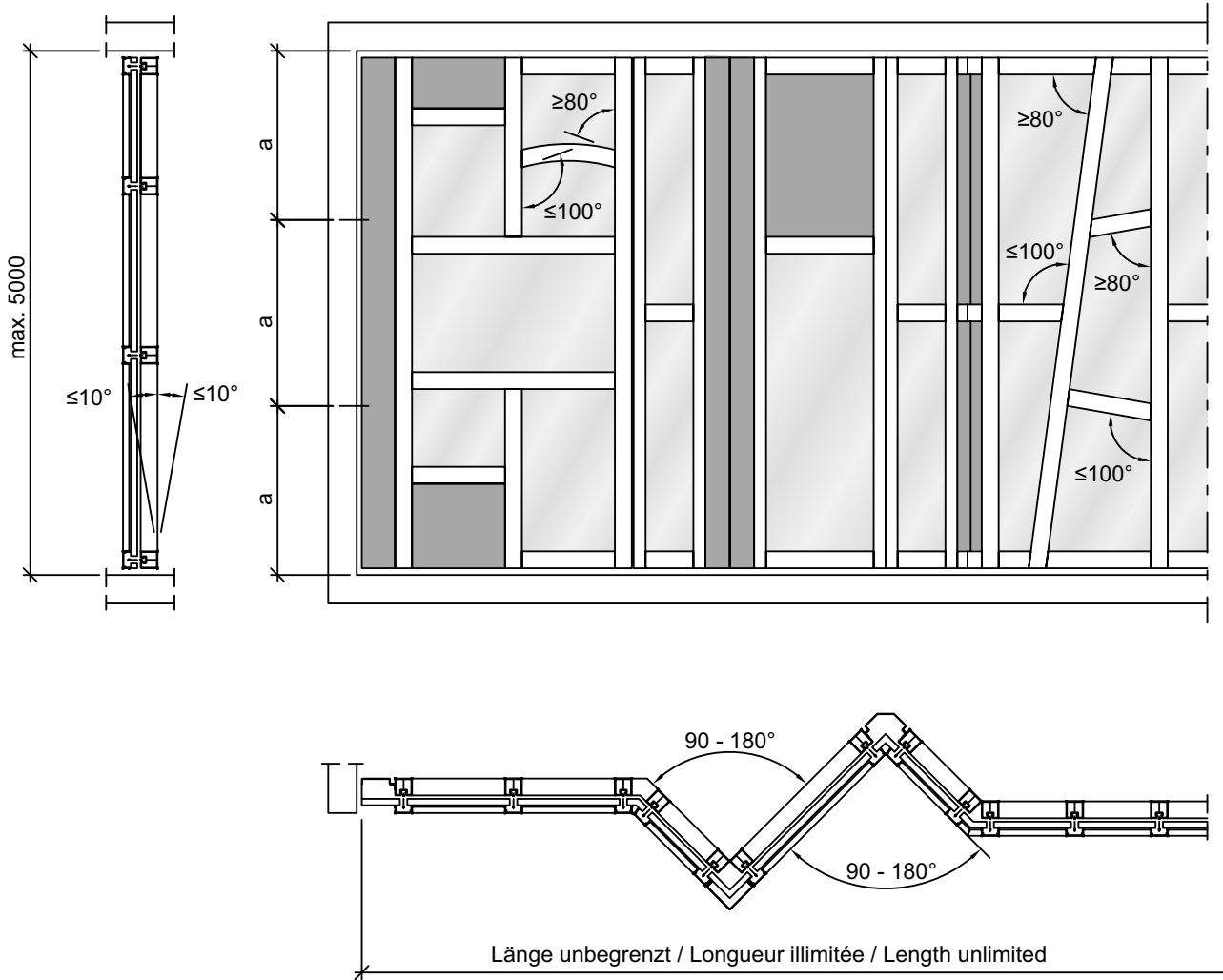
Montage et dimensions de la porte,  
voir les approbations nationales  
et le rapport de classification  
13-003089-PR01.

Door installations and dimensions,  
see national approvals and  
classification report 13-003089-PR01.

**Trennwand**  
**Ansicht von aussen**

**Cloison**  
**Vue de l'extérieur**

**Separation wall**  
**View from outside**



Türeinbau und Abmessungen  
 siehe nationale Zulassungen  
 und Klassifizierungsbericht  
 13-003089-PR01.

Montage et dimensions de la porte,  
 voir les approbations nationales  
 et le rapport de classification  
 13-003089-PR01.

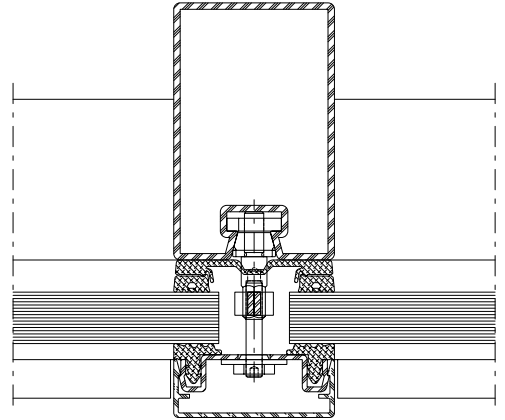
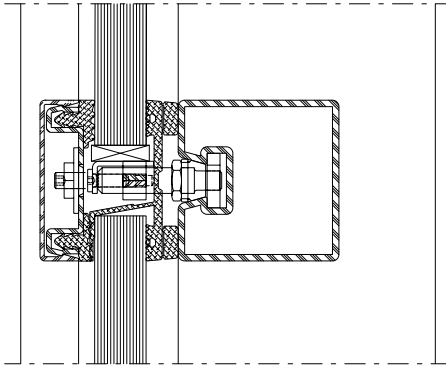
Door installations and dimensions,  
 see national approvals and  
 classification report 13-003089-PR01.

**Verglasungstypen**

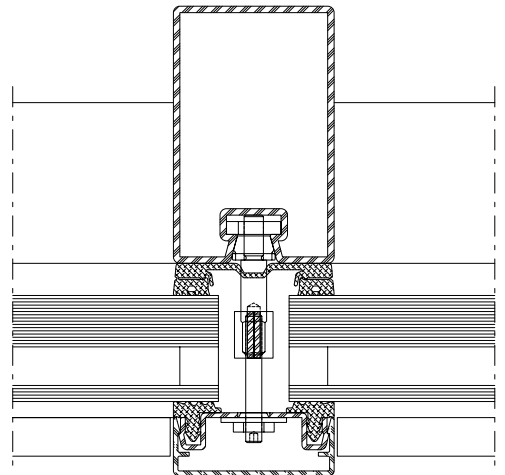
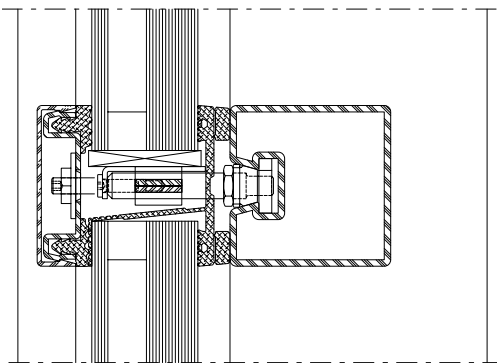
**Types de vitrages**

**Glazing types**

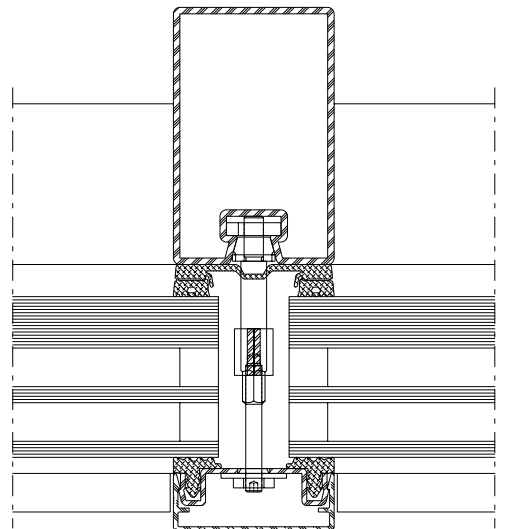
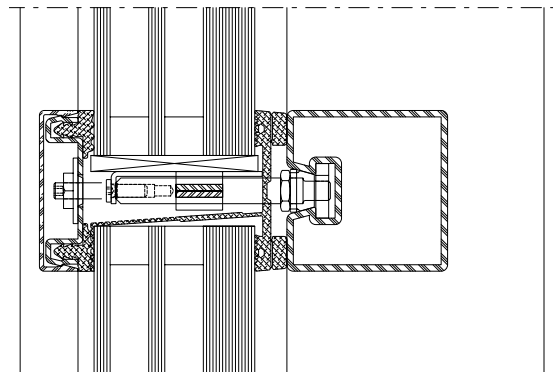
Einfach-Verglasung  
Vitrage simple  
Simple glass



Zweifach-Isolierverglasung  
Double vitrage isolant  
Double glazing



Dreifach-Isolierverglasung  
Triple vitrage isolant  
Triple glazing

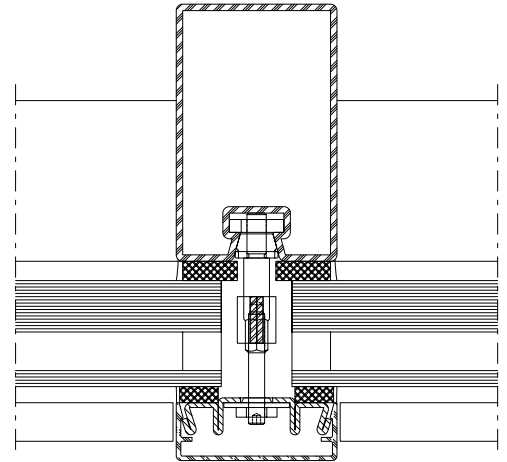
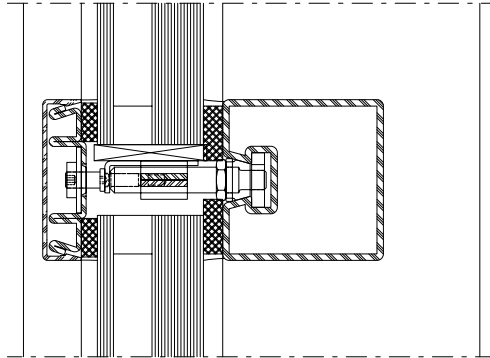


**Verglasungstypen VISS DV**  
**(nur Innenanwendung)**

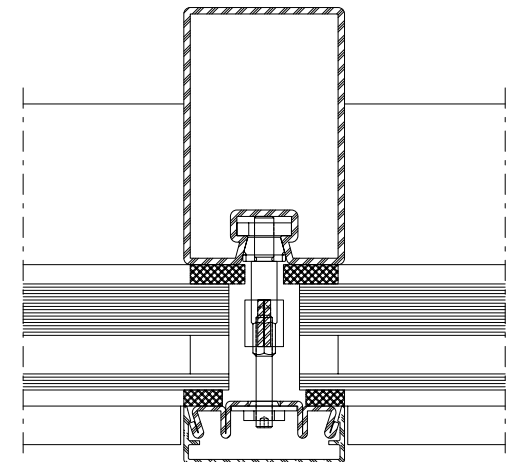
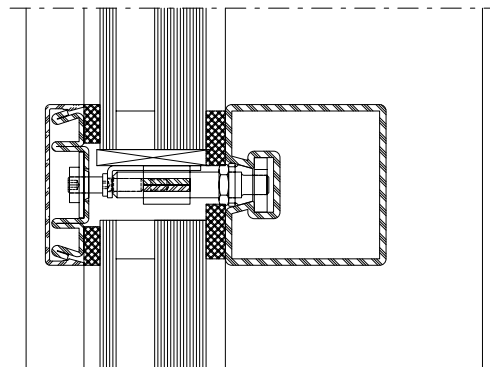
**Types de vitrages VISS DV**  
**(uniquement application intérieure)**

**Glazing types**  
**(internal use only)**

Nassverglasung mit Silikon  
Vitrage avec silicone  
Wet glazing with silicone



Nassverglasung ohne Silikon  
Vitrage sans silicone  
Wet glazing without silicone



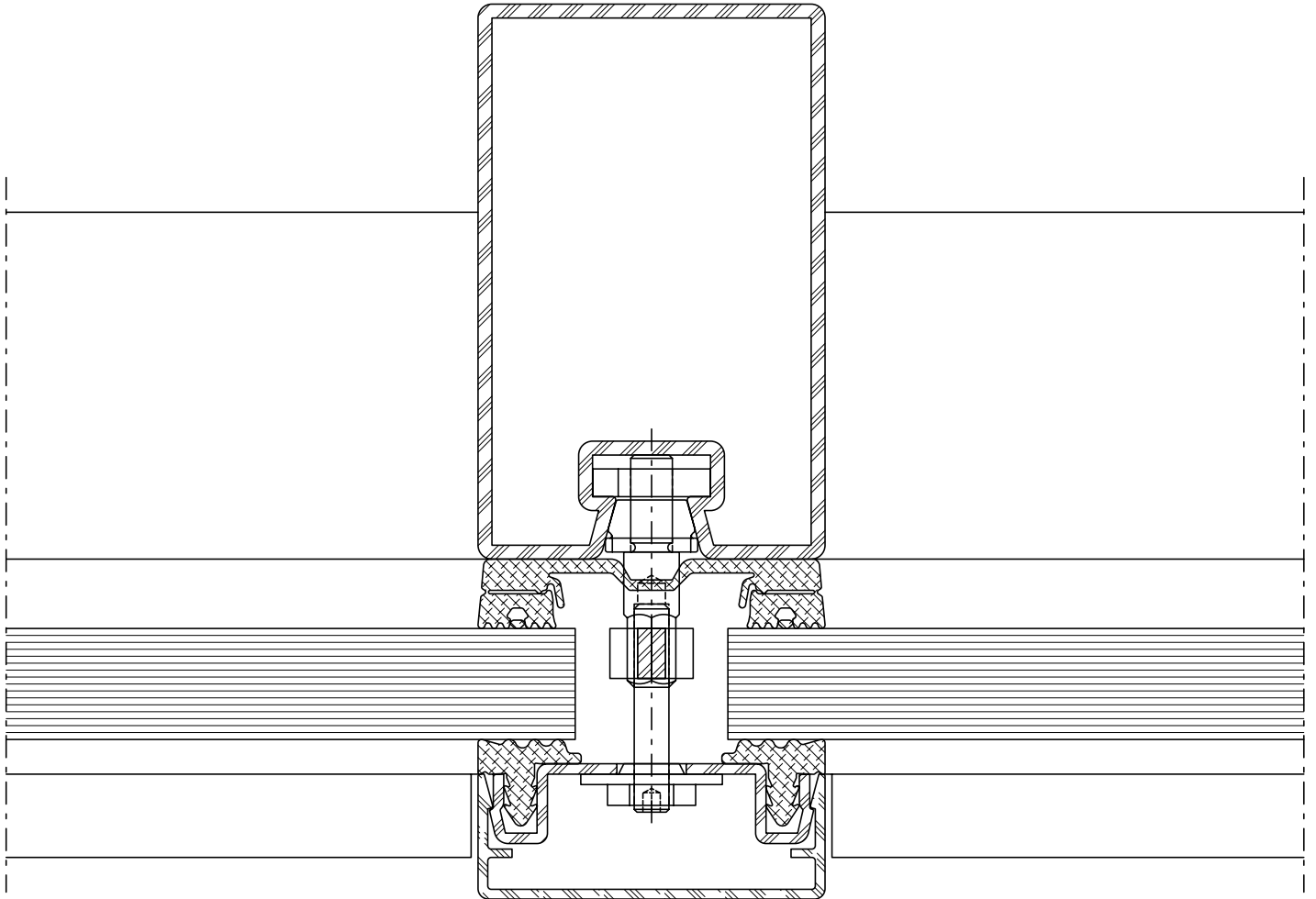
Schnittpunkte im Massstab 1:1  
Coupe de détails à l'échelle 1:1  
Section details on scale 1:1

VISS Fire EI30 Fassade/Trennwand  
VISS Fire EI30 façade/cloison  
VISS Fire EI30 façade/partition wall

Pfosten-Detail  
Ansichtsbreite 50 mm

Détail du montant  
Largeur de face 50 mm

Detail of mullion  
Width 50 mm



DXF

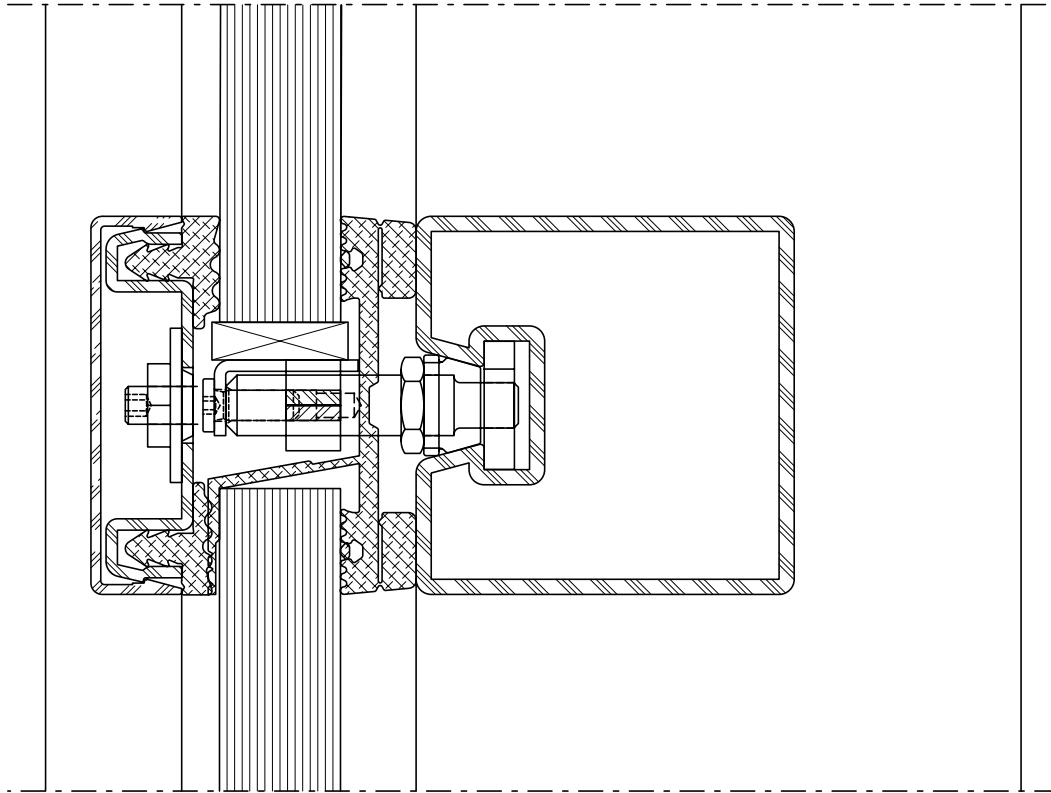
DWG

51-0501-C-002

Riegel-Detail  
Ansichtsbreite 50 mm

Détail de la traverse  
Largeur de face 50 mm

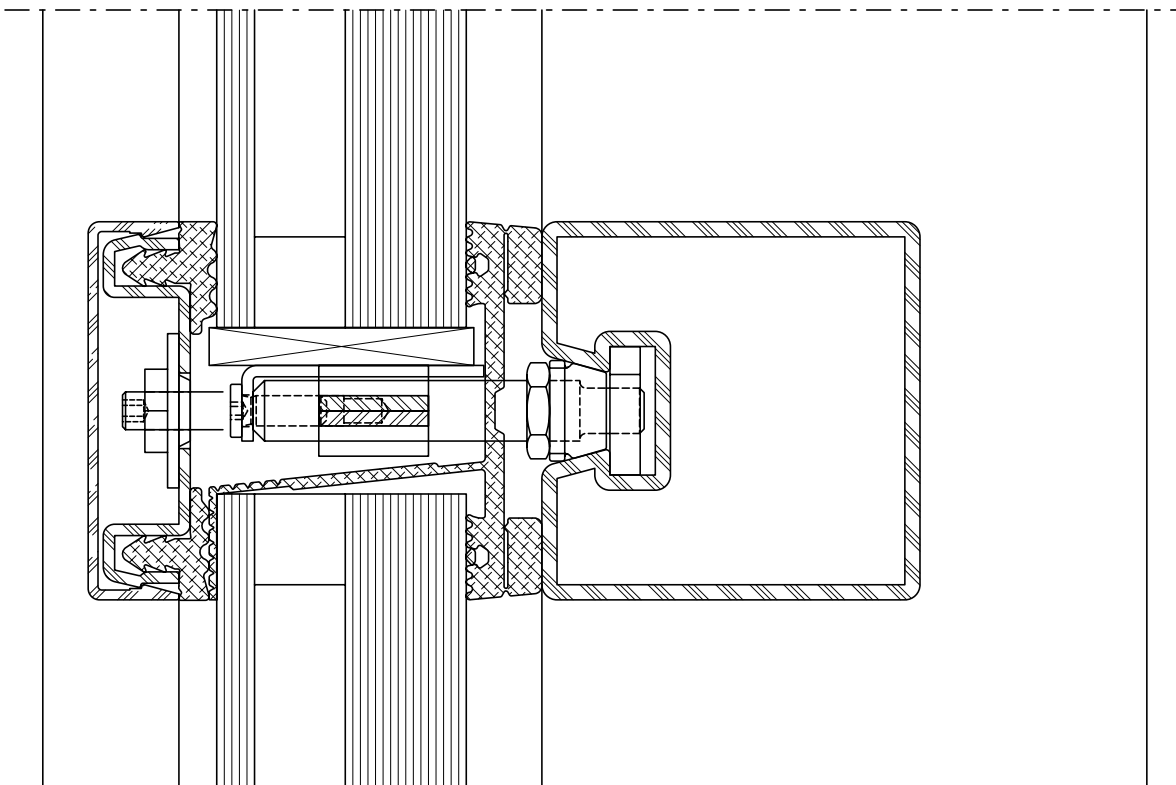
Detail of transom  
Width 50 mm



51-0501-C-001

DWG

DXF



51-0501-C-003

DWG

DXF



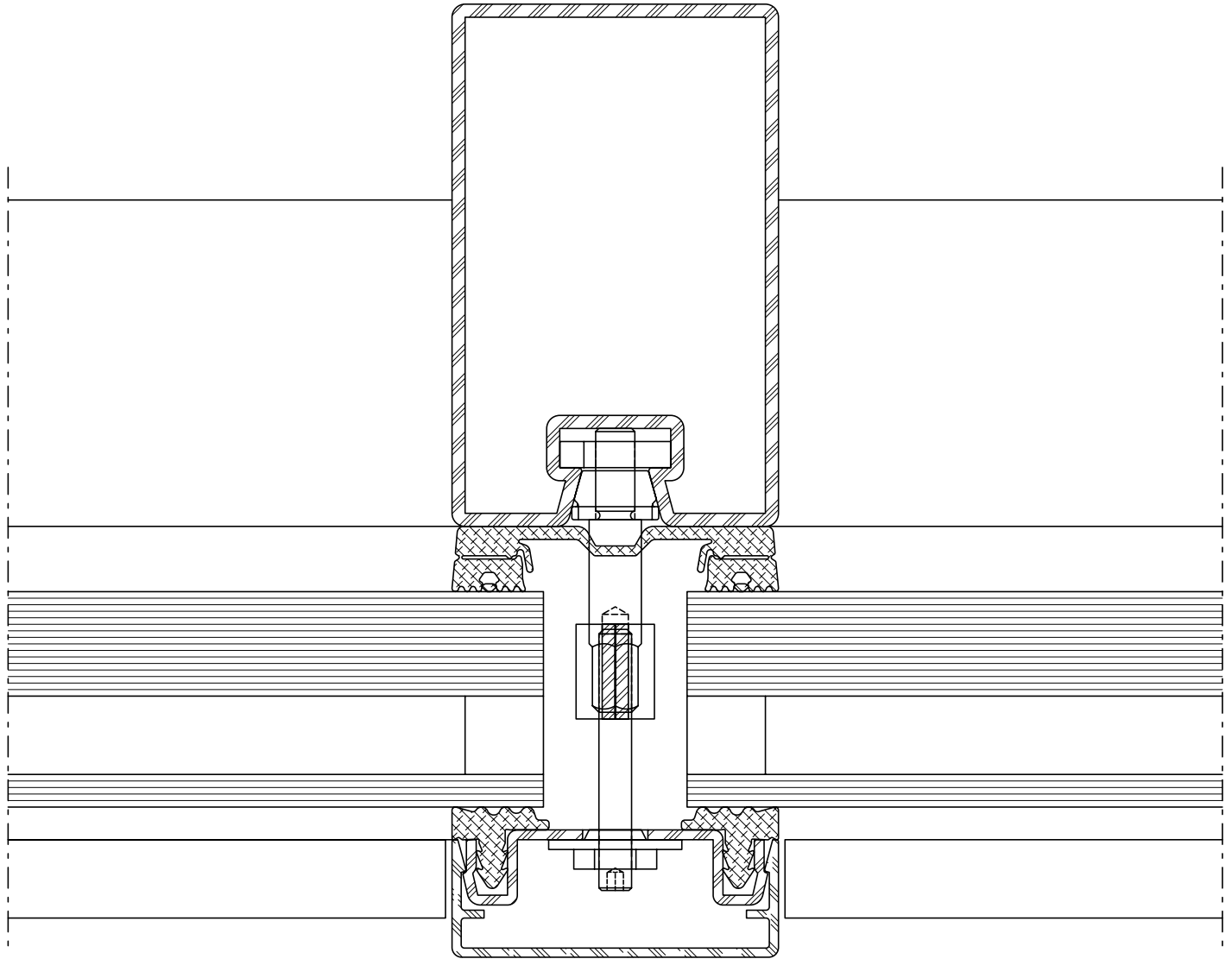
Schnittpunkte im Massstab 1:1  
Coupe de détails à l'échelle 1:1  
Section details on scale 1:1

VISS Fire EI30 Fassade/Trennwand  
VISS Fire EI30 façade/cloison  
VISS Fire EI30 façade/partition wall

Pfosten-Detail  
Ansichtsbreite 50 mm

Détail du montant  
Largeur de face 50 mm

Detail of mullion  
Width 50 mm



DXF DWG 51-0501-C-004

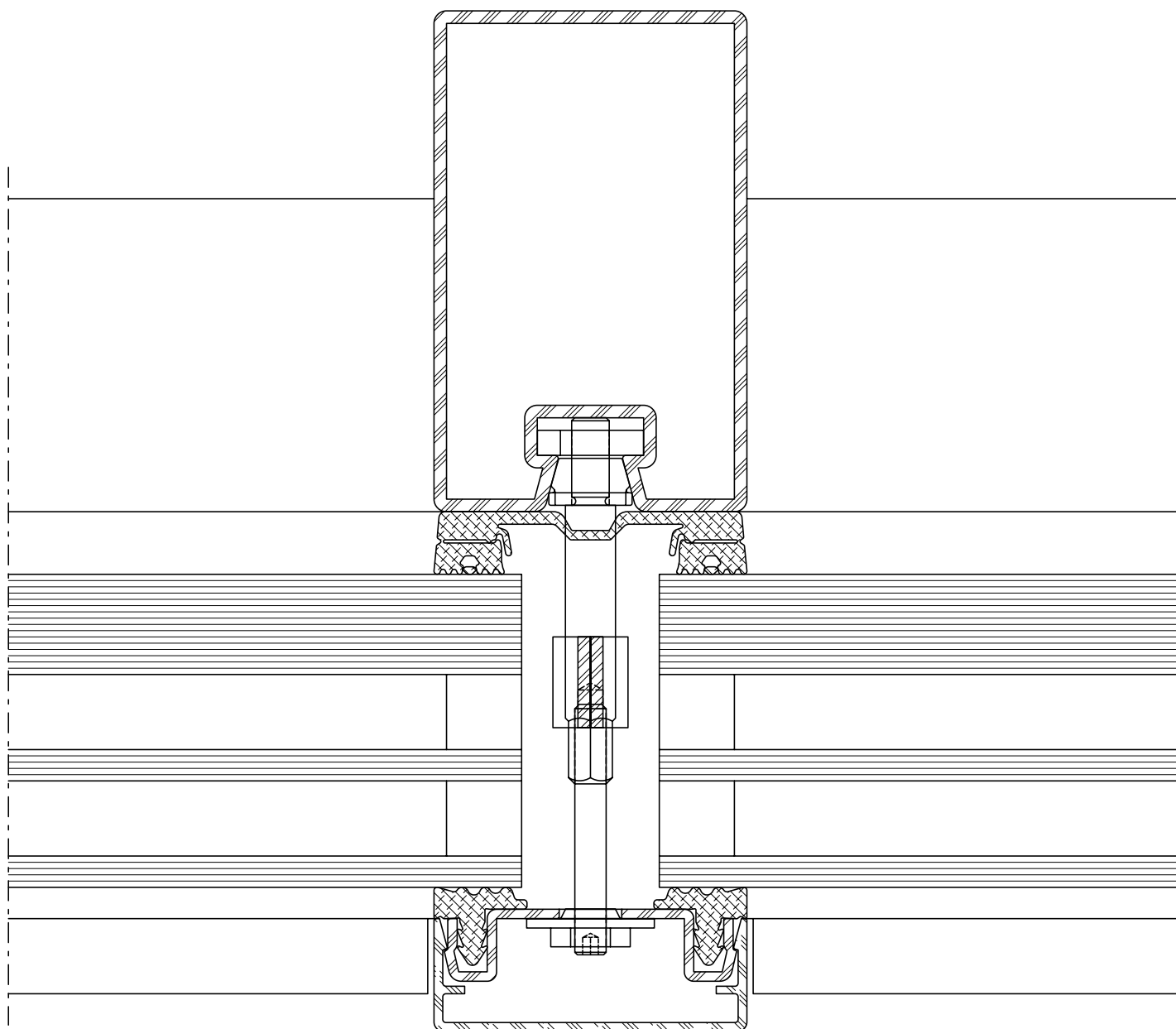
Schnittpunkte im Massstab 1:1  
Coupe de détails à l'échelle 1:1  
Section details on scale 1:1

VISS Fire EI30 Fassade/Trennwand  
VISS Fire EI30 façade/cloison  
VISS Fire EI30 façade/partition wall

Pfosten-Detail  
Ansichtsbreite 50 mm

Détail du montant  
Largeur de face 50 mm

Detail of mullion  
Width 50 mm



DXF

DWG

51-0501-C-006

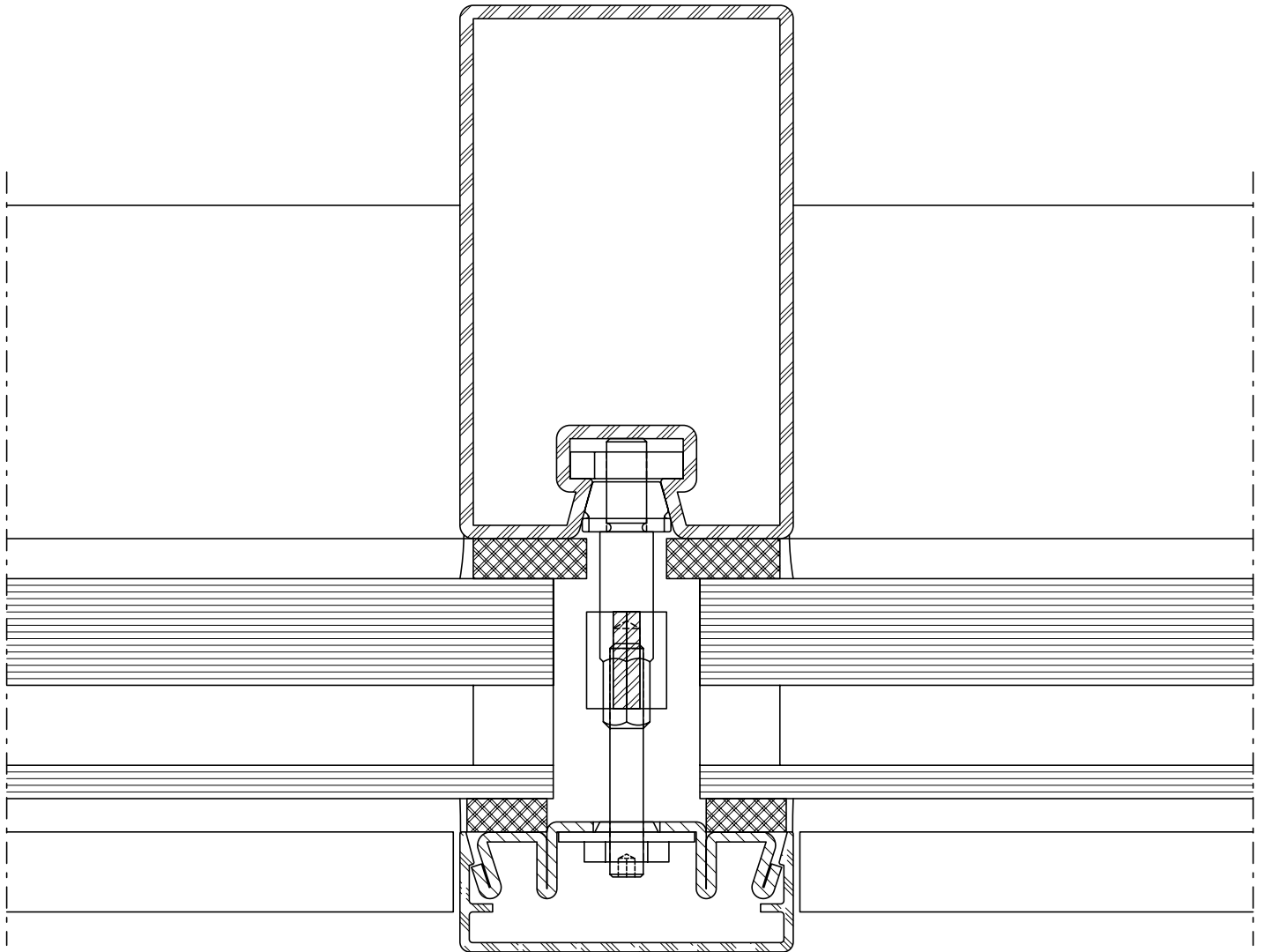
**Schnittpunkte im Massstab 1:1**  
**Coupe de détails à l'échelle 1:1**  
**Section details on scale 1:1**

**VISS Fire EI30 Fassade/Trennwand**  
**VISS Fire EI30 façade/cloison**  
**VISS Fire EI30 façade/partition wall**

**Pfosten-Detail**  
**Ansichtsbreite 50 mm**  
**Trennwandlösung**  
**(nur Innenanwendung)**

**Détail du montant**  
**Largeur de face 50 mm**  
**Solution de cloison (uniquement**  
**application intérieure)**

**Detail of mullion**  
**Width 50 mm**  
**Partition wall solution**  
**(internal use only)**



**DXF**

**DWG**

51-0503-C-002

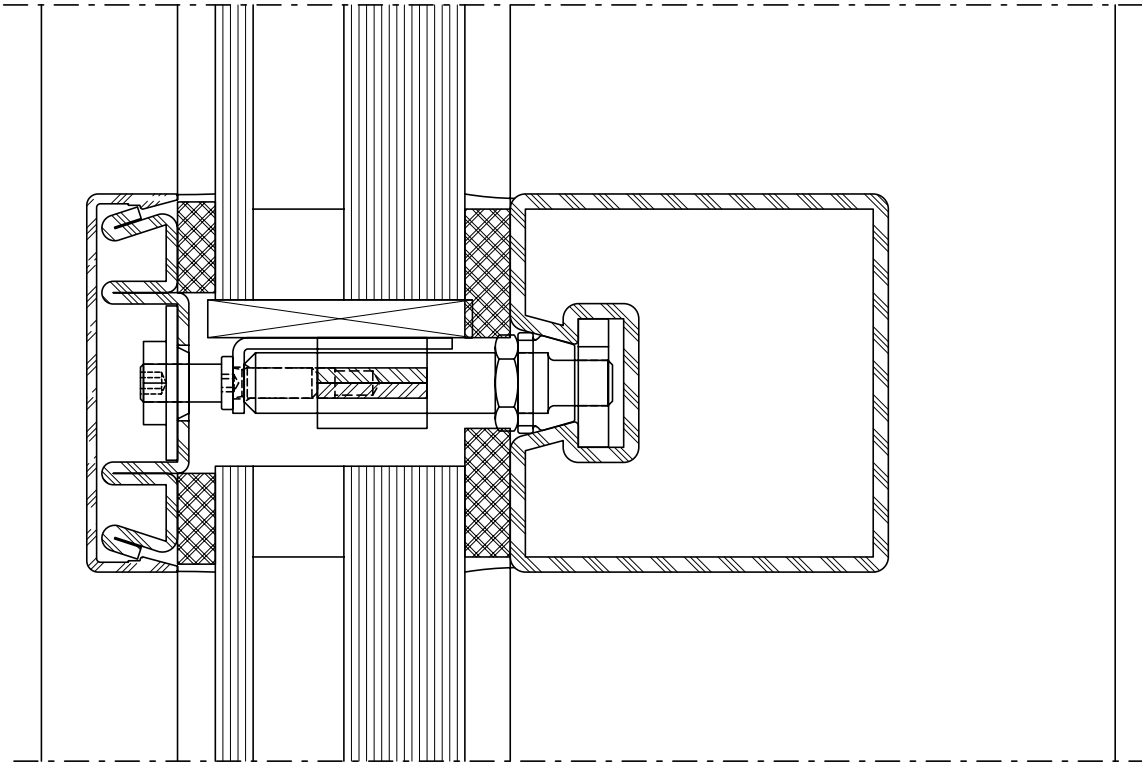
**Schnittpunkte im Massstab 1:2**  
**Coupe de détails à l'échelle 1:2**  
**Section details on scale 1:2**

VISS Fire EI30 Fassade/Trennwand  
VISS Fire EI30 façade/cloison  
VISS Fire EI30 façade/partition wall

**Riegel-Detail**  
**Ansichtsbreite 50 mm**  
**Trennwandlösung**  
**(nur Innenanwendung)**

**Détail de la traverse**  
**Largeur de face 50 mm**  
**Solution de cloison (uniquement**  
**application intérieure)**

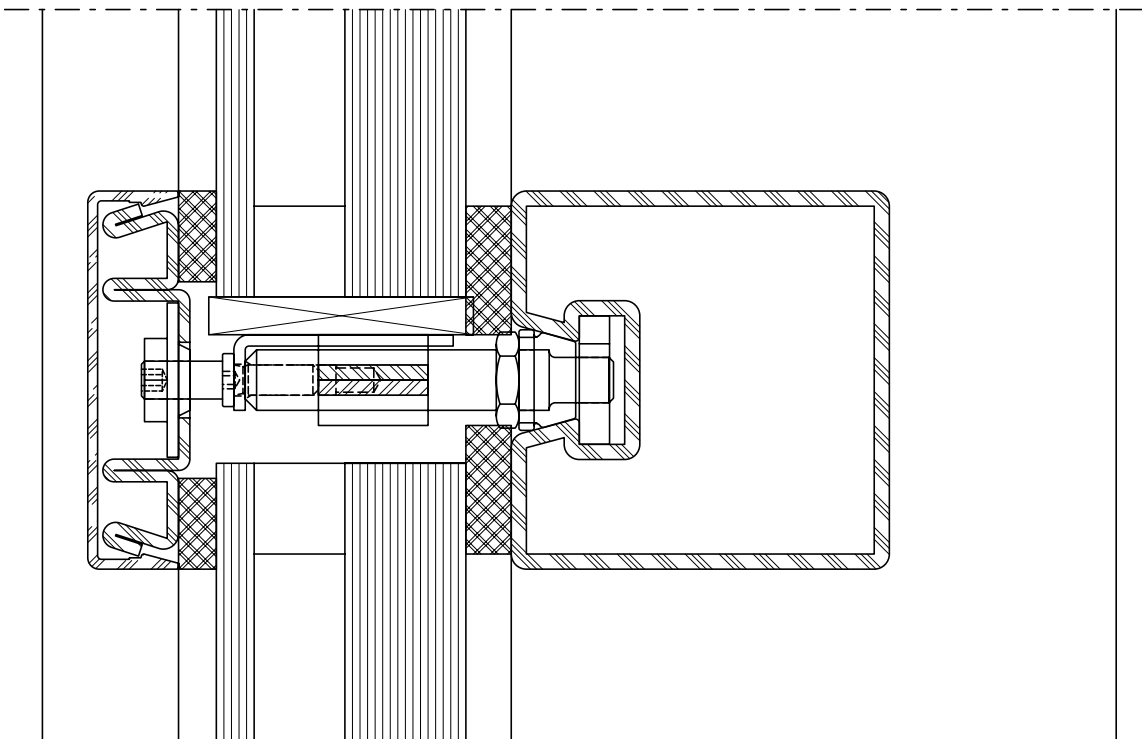
**Detail of transom**  
**Width 50 mm**  
**Partition wall solution**  
**(internal use only)**



51-0503-C-001

DWG

DXF



51-0503-C-003

DWG

DXF

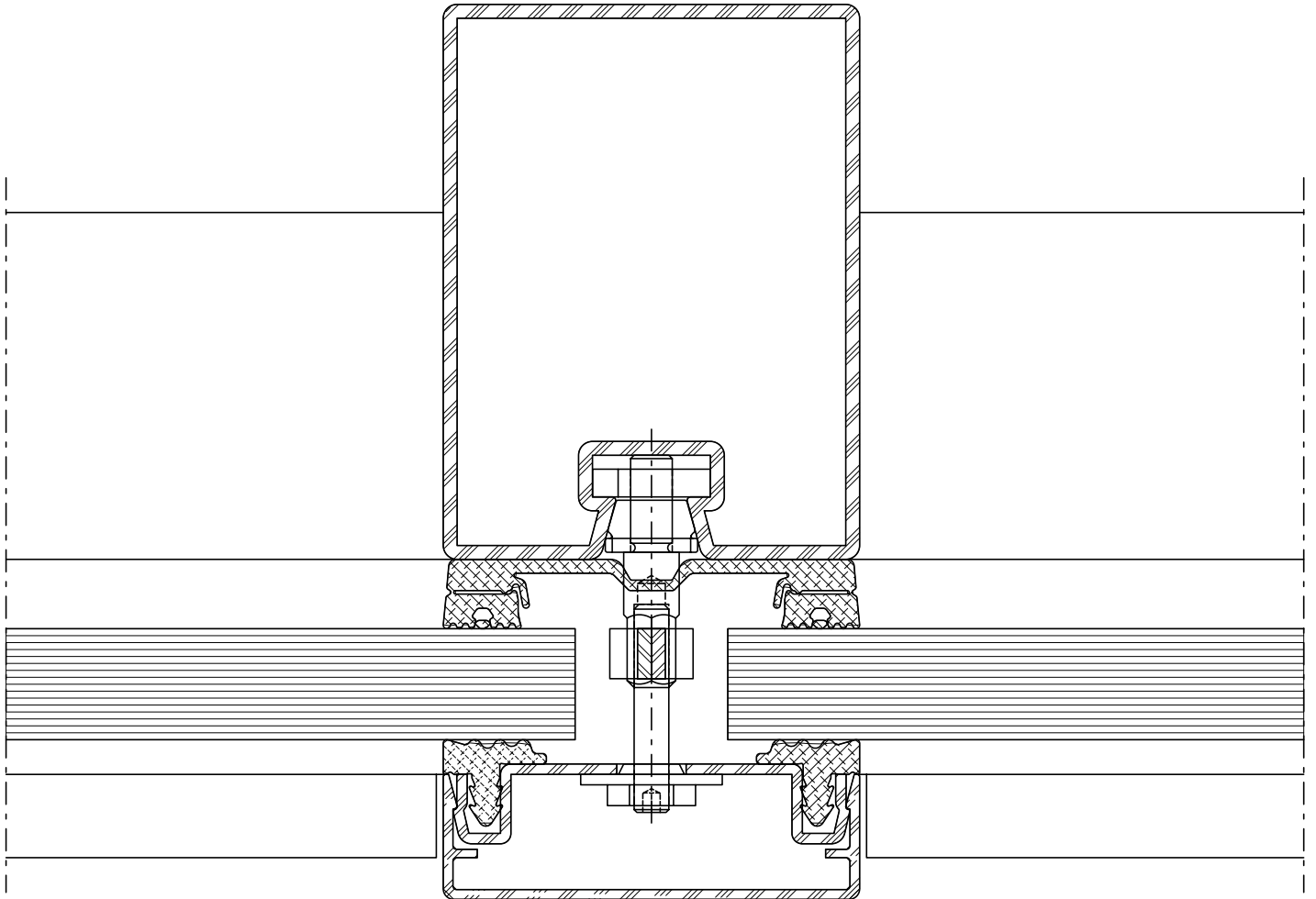
Schnittpunkte im Massstab 1:2  
Coupe de détails à l'échelle 1:2  
Section details on scale 1:2

VISS Fire EI30 Fassade/Trennwand  
VISS Fire EI30 façade/cloison  
VISS Fire EI30 façade/partition wall

Pfosten-Detail  
Ansichtsbreite 60 mm

Détail du montant  
Largeur de face 60 mm

Detail of mullion  
Width 60 mm



DXF

DWG

52-0501-C-002

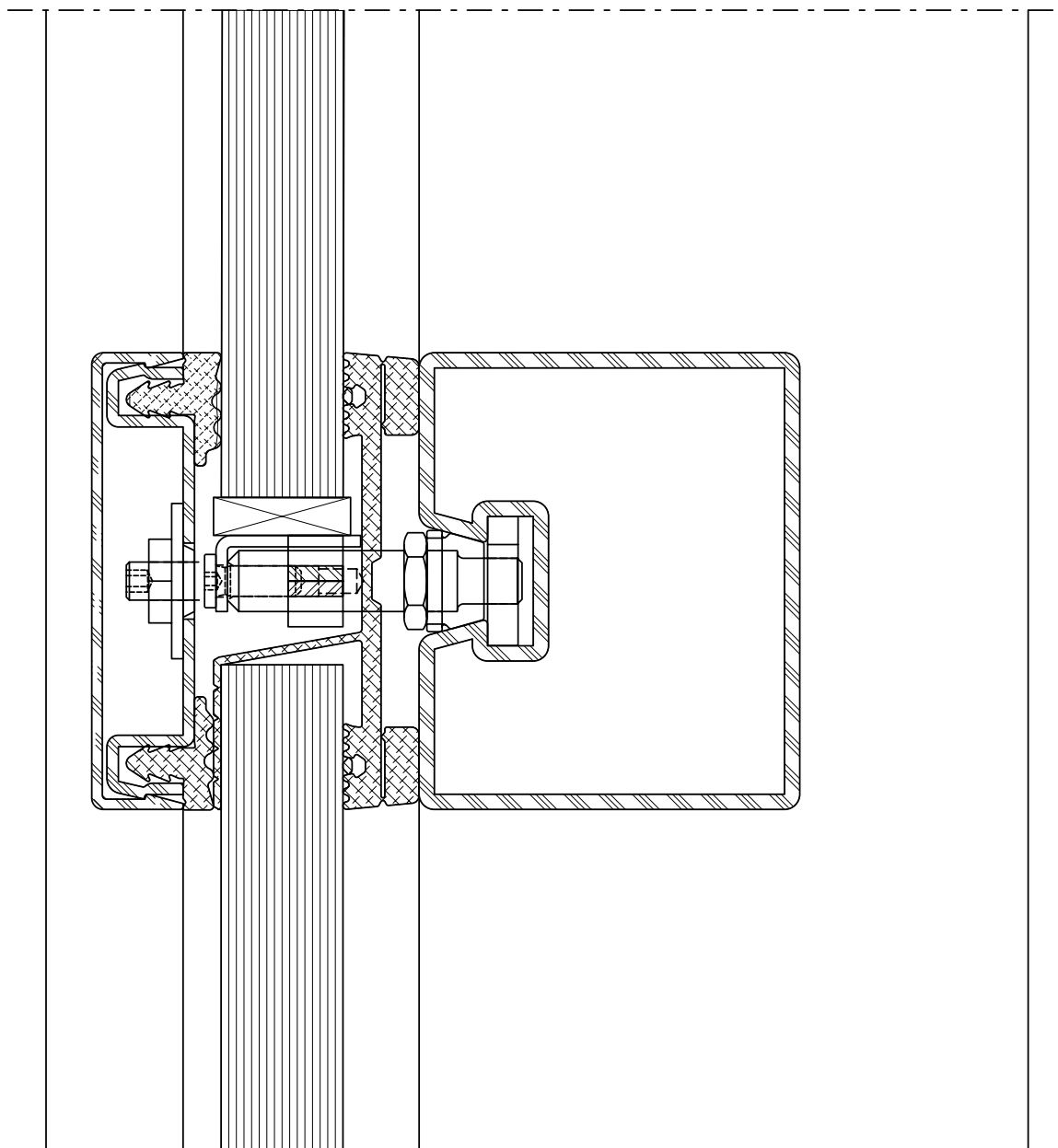
Schnittpunkte im Massstab 1:1  
Coupe de détails à l'échelle 1:1  
Section details on scale 1:1

VISS Fire EI30 Fassade/Trennwand  
VISS Fire EI30 façade/cloison  
VISS Fire EI30 façade/partition wall

Riegel-Detail  
Ansichtsbreite 60 mm

Détail de la traverse  
Largeur de face 60 mm

Detail of transom  
Width 60 mm



52-0501-C-001

DWG

DXF

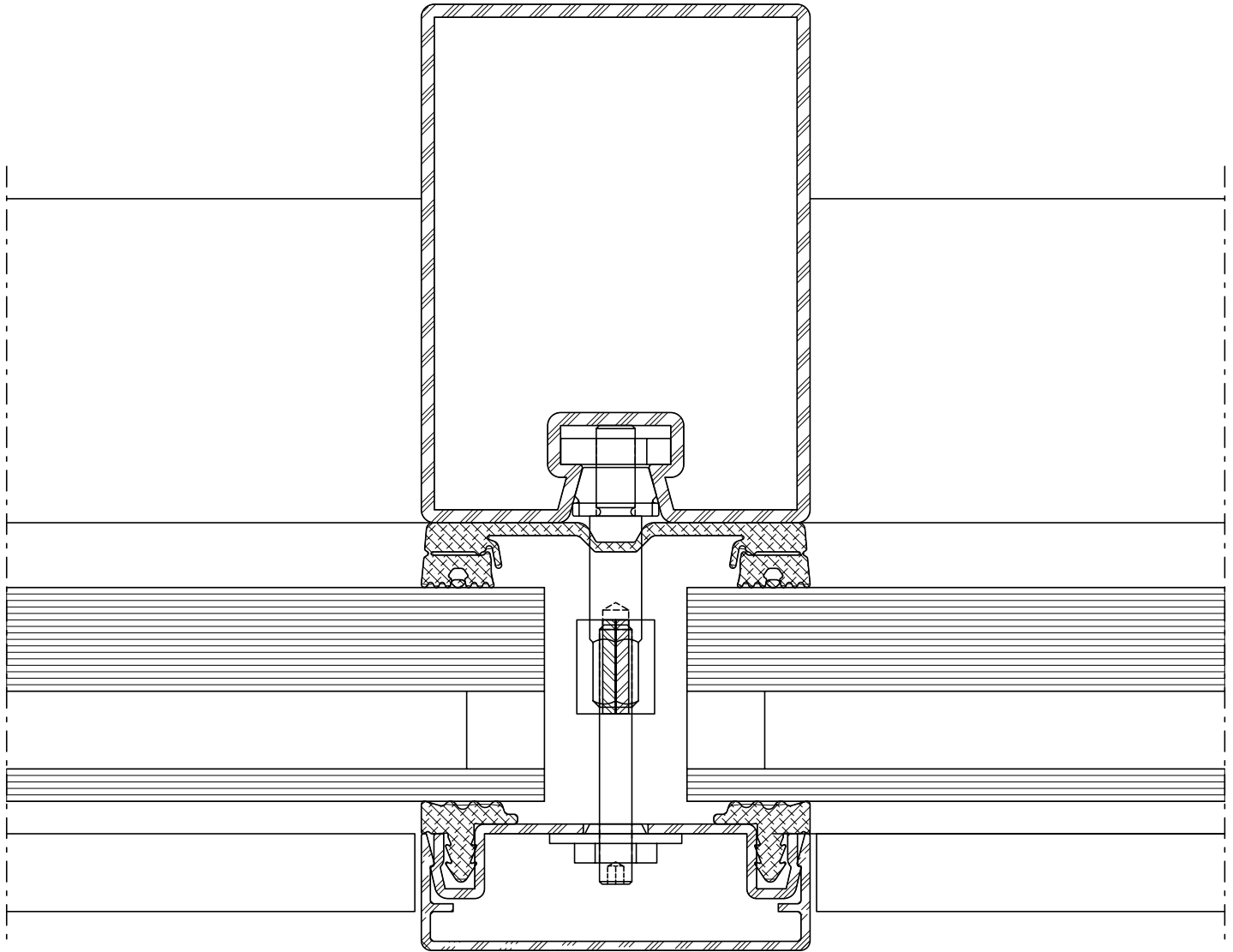
Schnittpunkte im Massstab 1:2  
Coupe de détails à l'échelle 1:2  
Section details on scale 1:2

VISS Fire EI30 Fassade/Trennwand  
VISS Fire EI30 façade/cloison  
VISS Fire EI30 façade/partition wall

Pfosten-Detail  
Ansichtsbreite 60 mm

Détail du montant  
Largeur de face 60 mm

Detail of mullion  
Width 60 mm



DXF

DWG

52-0501-C-004

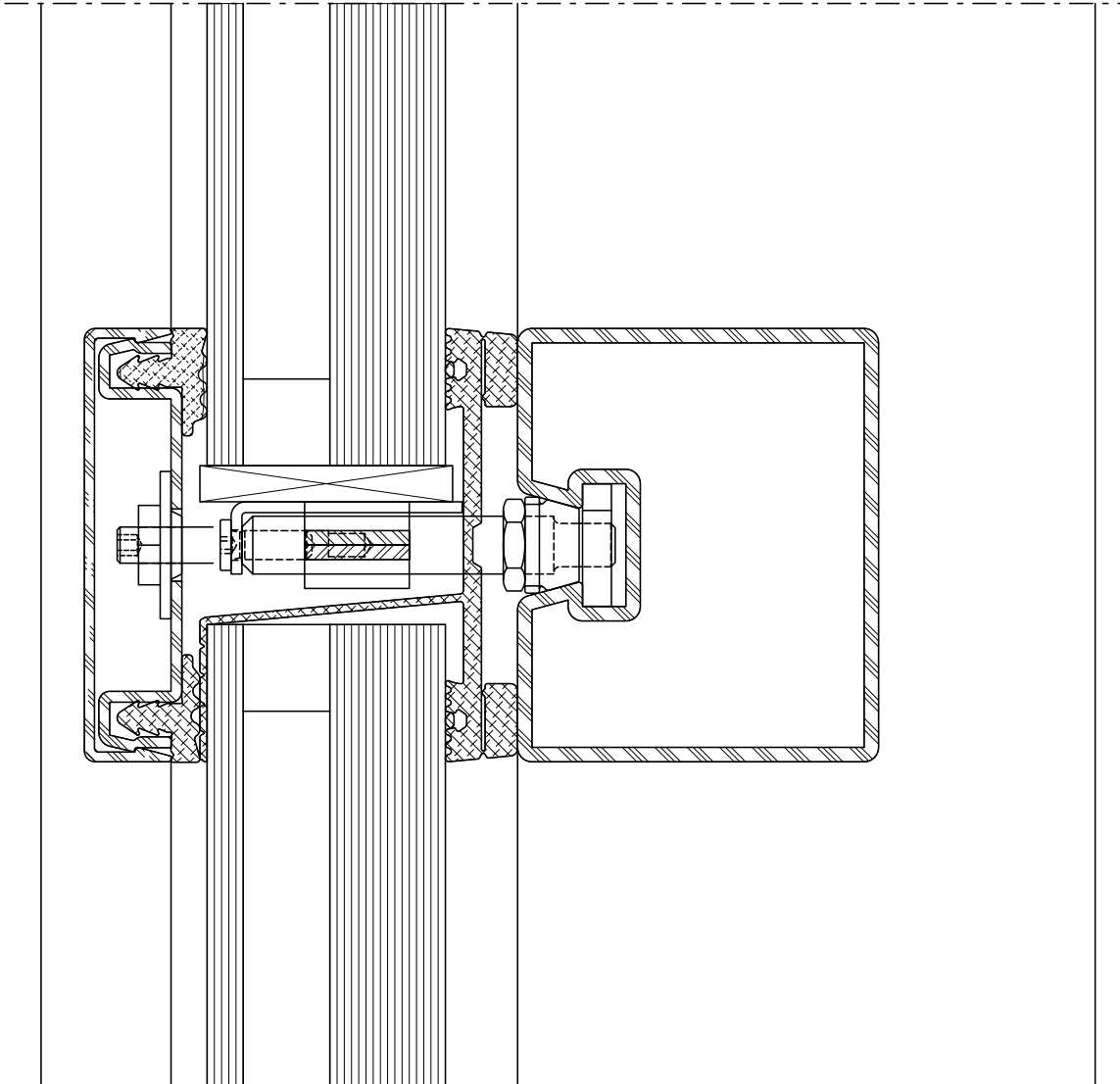
Schnittpunkte im Massstab 1:1  
Coupe de détails à l'échelle 1:1  
Section details on scale 1:1

VISS Fire EI30 Fassade/Trennwand  
VISS Fire EI30 façade/cloison  
VISS Fire EI30 façade/partition wall

Riegel-Detail  
Ansichtsbreite 60 mm

Détail de la traverse  
Largeur de face 60 mm

Detail of transom  
Width 60 mm



52-0501-C-003

DWG

DXF



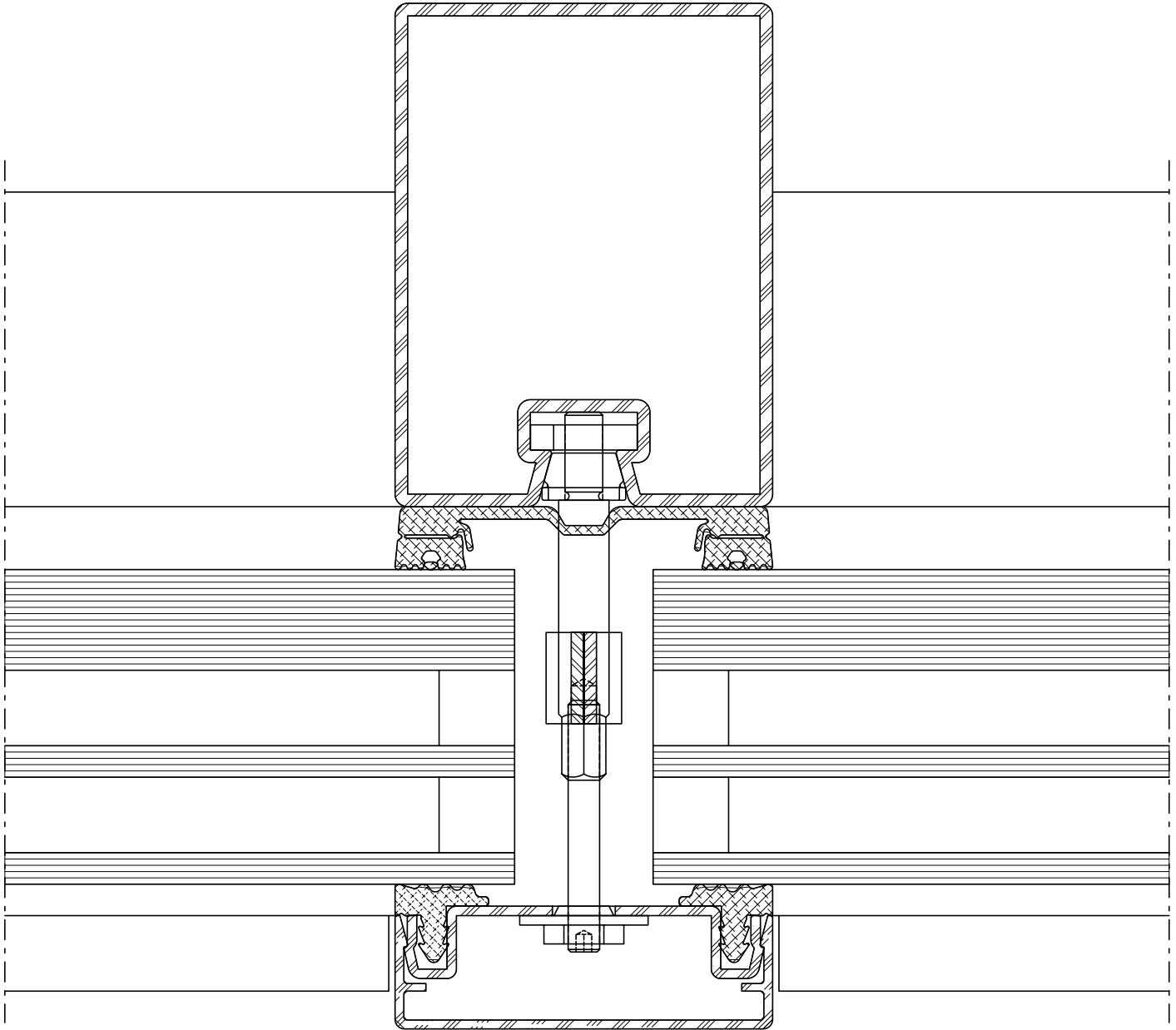
Schnittpunkte im Massstab 1:2  
Coupe de détails à l'échelle 1:2  
Section details on scale 1:2

VISS Fire EI30 Fassade/Trennwand  
VISS Fire EI30 façade/cloison  
VISS Fire EI30 façade/partition wall

Pfosten-Detail  
Ansichtsbreite 60 mm

Détail du montant  
Largeur de face 60 mm

Detail of mullion  
Width 60 mm



DXF

DWG

52-0501-C-006

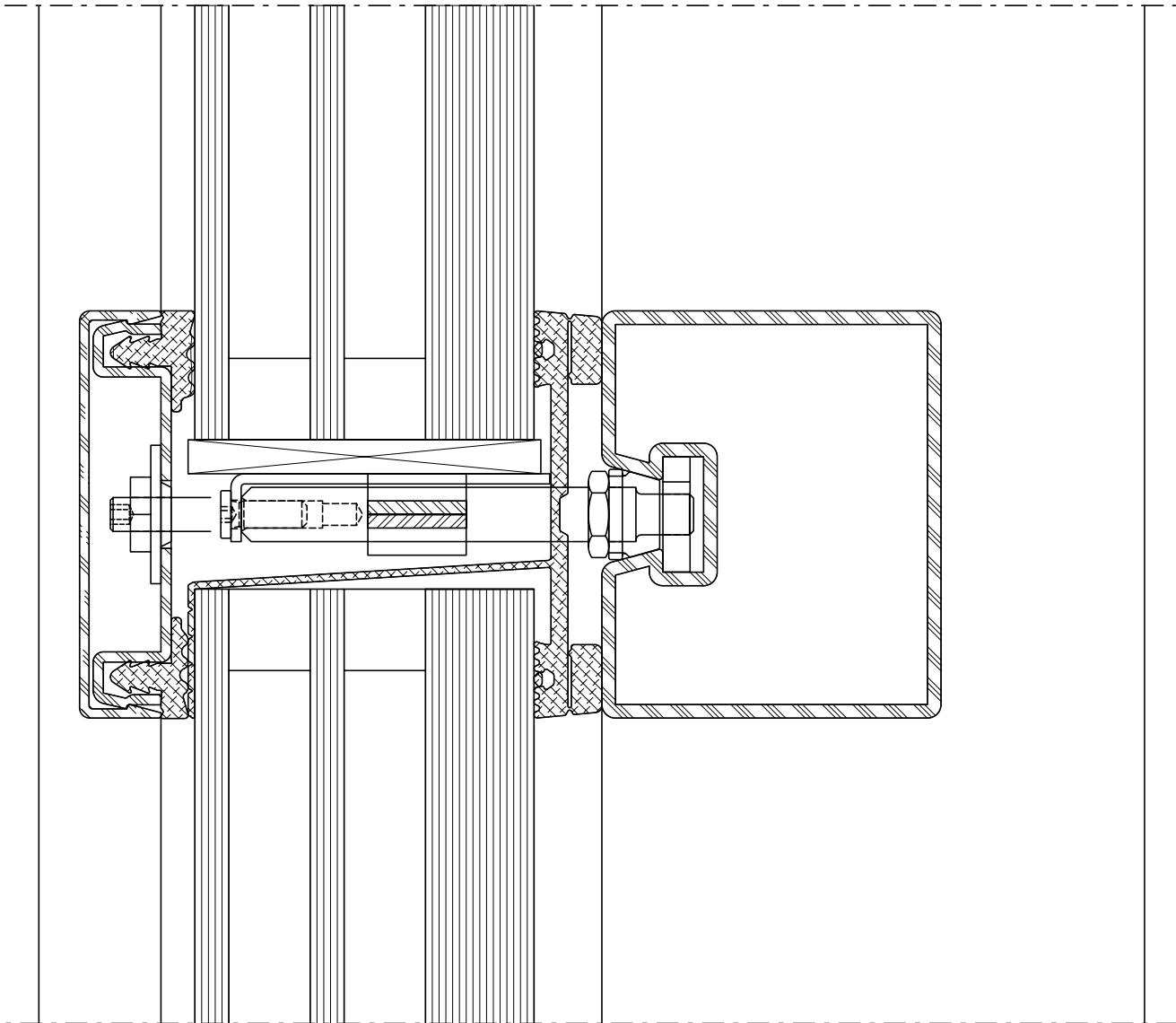
Schnittpunkte im Massstab 1:1  
Coupe de détails à l'échelle 1:1  
Section details on scale 1:1

VISS Fire EI30 Fassade/Trennwand  
VISS Fire EI30 façade/cloison  
VISS Fire EI30 façade/partition wall

Riegel-Detail  
Ansichtsbreite 60 mm

Détail de la traverse  
Largeur de face 60 mm

Detail of transom  
Width 60 mm



52-0501-C-005

DWG

DXF

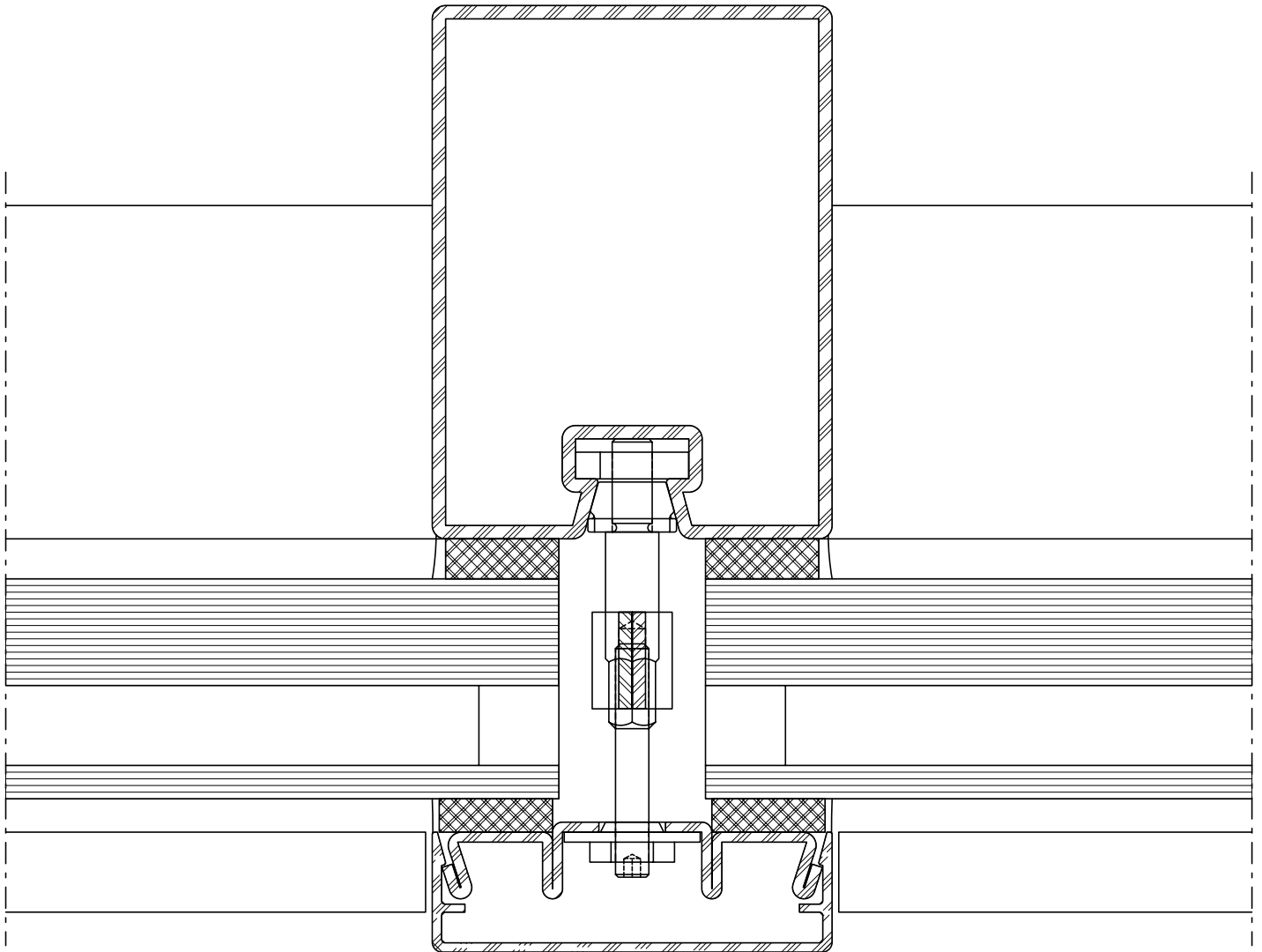
**Schnittpunkte im Massstab 1:2**  
**Coupe de détails à l'échelle 1:2**  
**Section details on scale 1:2**

VISS Fire EI30 Fassade/Trennwand  
VISS Fire EI30 façade/cloison  
VISS Fire EI30 façade/partition wall

**Pfosten-Detail**  
**Ansichtsbreite 60 mm**  
**Trennwandlösung**  
**(nur Innenanwendung)**

**Détail du montant**  
**Largeur de face 60 mm**  
**Solution de cloison (uniquement**  
**application intérieure)**

**Detail of mullion**  
**Width 60 mm**  
**Partition wall solution**  
**(internal use only)**



DXF

DWG

52-0502-C-002

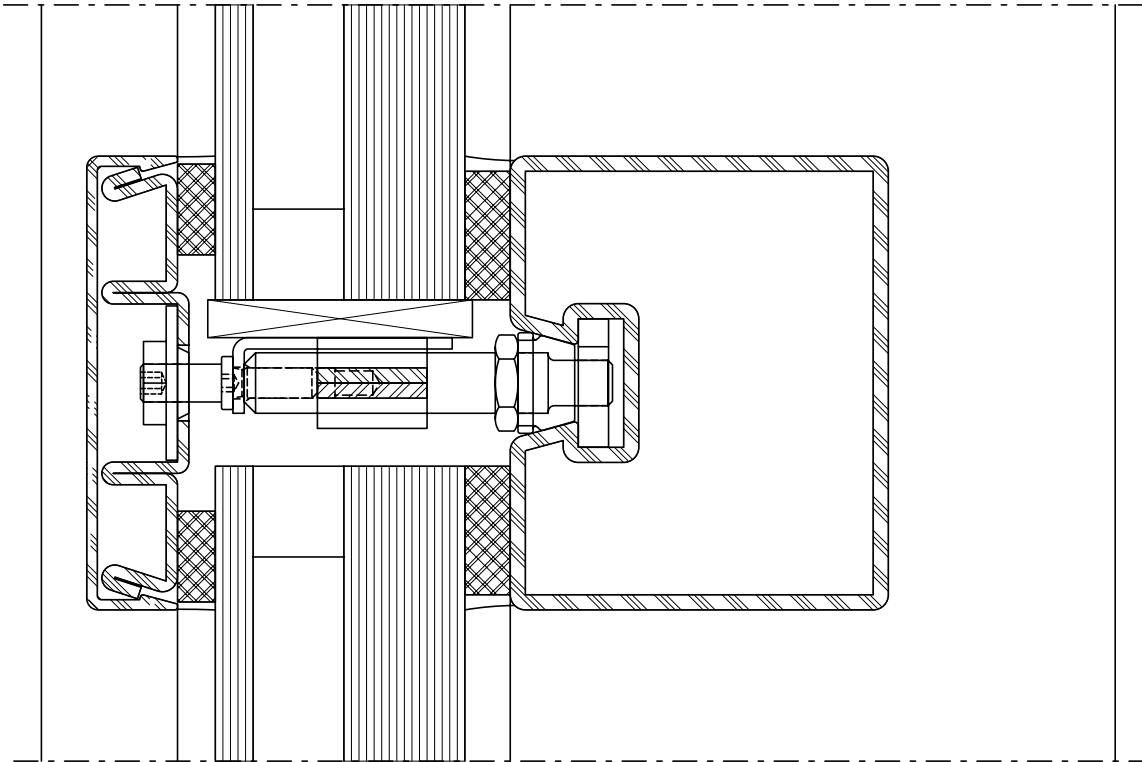
**Schnittpunkte im Massstab 1:1**  
**Coupe de détails à l'échelle 1:1**  
**Section details on scale 1:1**

VISS Fire EI30 Fassade/Trennwand  
VISS Fire EI30 façade/cloison  
VISS Fire EI30 façade/partition wall

**Riegel-Detail**  
**Ansichtsbreite 60 mm**  
**Trennwandlösung**  
**(nur Innenanwendung)**

**Détail de la traverse**  
**Largeur de face 60 mm**  
**Solution de cloison (uniquement**  
**application intérieure)**

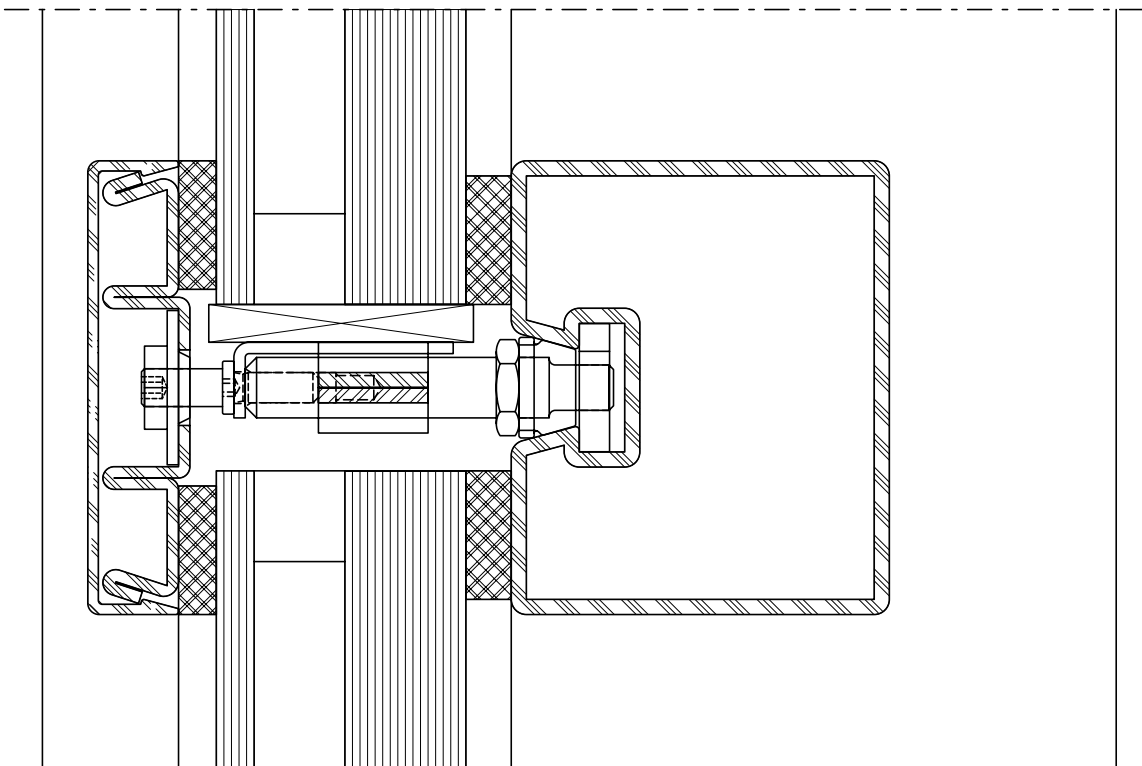
**Detail of transom**  
**Width 60 mm**  
**Partition wall solution**  
**(internal use only)**



52-0502-C-001

DWG

DXF



52-0502-C-003

DWG

DXF

Pos.	Material	Matériaux	Material
1*	Mineralwolle $\geq 60 \text{ kg/m}^3$ Flumroc Dämmplatte 3 Flumroc Bodenplatte Rockwool Fixrock 033 Rockwool Fixrock 033LB	Laine minérale $\geq 60 \text{ kg/m}^3$ Flumroc Plaque isolante 3 Flumroc Plaque de fons Rockwool Fixrock 033 Rockwool Fixrock 033LB	Mineral wool $\geq 60 \text{ kg/m}^3$ Flumroc Insulation panel 3 Flumroc Base plate Rockwool Fixrock 033 Rockwool Fixrock 033LB
2	Aestuver Brandschutzplatte	Aestuver plaque coupe-feu	Aestuver fire protection board
3	Stahl- oder Edelstahlblech $\geq 1,5 \text{ mm}$	Tôle en acier ou acier Inox $\geq 1,5 \text{ mm}$	Steel or stainless steel sheet $\geq 1,5 \text{ mm}$
4	Stahl- oder Edelstahlblech $\geq 2 \text{ mm}$	Tôle en acier ou acier Inox $\geq 2 \text{ mm}$	Steel or stainless steel sheet $\geq 2 \text{ mm}$
5	Stahl- oder Edelstahlblech $\geq 3 \text{ mm}$	Tôle en acier ou acier Inox $\geq 3 \text{ mm}$	Steel or stainless steel sheet $\geq 3 \text{ mm}$
6	Stahl- oder Edelstahlblech $\geq 4 \text{ mm}$	Tôle en acier ou acier Inox $\geq 4 \text{ mm}$	Steel or stainless steel sheet $\geq 4 \text{ mm}$
7	Aluminiumblech $\geq 1,5 \text{ mm}$	Tôle en aluminium $\geq 1,5 \text{ mm}$	Aluminium sheet $\geq 1,5 \text{ mm}$
8	Formstahl $\geq 4 \text{ mm}$	Profilé d'acier $\geq 4 \text{ mm}$	Steel profile $\geq 4 \text{ mm}$
9	Formstahl $\geq 5 \text{ mm}$	Profilé d'acier $\geq 5 \text{ mm}$	Steel profile $\geq 5 \text{ mm}$
10	Formstahl $\geq 10 \text{ mm}$	Profilé d'acier $\geq 10 \text{ mm}$	Steel profile $\geq 10 \text{ mm}$
11	Stahlwinkel 40x40x5 mm	Angle en acier 40x40x5 mm	Steel angle 40x40x5 mm
12	Stahlrohr $\geq 2 \text{ mm}$	Tube d'acier $\geq 2 \text{ mm}$	Steel tube $\geq 2 \text{ mm}$
13	Schraube mit Dübel oder Direktverschraubung, $\varnothing \geq 6 \text{ mm}$ , mit Brandschutz-Zulassung	Vis avec goujon ou autotaraudeuse, $\varnothing \geq 6 \text{ mm}$ , avec homologation coupe-feu	Screw with anchor or direct screwing, $\varnothing \geq 6 \text{ mm}$ , with fire protection approval
14	Schraube, Blindniete oder Lochschweissung	Vis, rivet aveugle, soudure bouchon	Screw, blind rivet or plug welding
15	Stahlschraube $\geq \text{M8}$	Boulon en acier $\geq \text{M8}$	Steel screw $\geq \text{M8}$
16	Senkschraube ISO 7046-1, M5x12	Vis à tête fraisée ISO 7046-1, M5x12	Countersunk screw ISO 7046-1, M5x12
17	Zylinderschraube ISO 4762, M5x16	Vis à tête cylindrique ISO 4762, M5x16	Cylinder head screw ISO 4762, M5x16
18	Sechskantschraube ISO4017, M8	Vis à tête hexagonale ISO4017, M8	Hexagonal bolt ISO4017, M8
19	Macroplast UK8101/UK5400 (Kleber)	Macroplast UK8101/UK5400 (colle)	Macroplast UK8101/UK5400 (glue)
20	Illbruck ME501 Twin Aktiv HI mit Illbruck SP025 Kleber	Illbruck ME501 Twin Aktiv HI avec colle Illbruck SP025	Illbruck ME501 Twin Aktiv HI with Illbruck SP025 glue
21	Terofol sd3 mit Terotech KDS Kleber	Terofol sd3 avec colle Terotech KDS	Terofol sd3 with Terotech KDS glue
22	Terofol sd150	Terofol sd150	Terofol sd150
23	PE-Stopfschnur	PE Cordon de bourrage	PE-Joint backer rod
24	Rundstahl $\varnothing 16 \text{ mm}$	Acier rond $\varnothing 16 \text{ mm}$	Round steel $\varnothing 16 \text{ mm}$
25	Formstahl $\geq 8 \text{ mm}$	Profilé d'acier $\geq 8 \text{ mm}$	Steel profile $\geq 8 \text{ mm}$
26	Formstahl $\geq 3 \text{ mm}$	Profilé d'acier $\geq 3 \text{ mm}$	Steel profile $\geq 3 \text{ mm}$
27	Senkblechschraube $\varnothing 4,2$	Vis à tôle à tête fraisée $\varnothing 4,2$	Countersunk haed tapping screw $\varnothing 4,2$
28	Senkschraube M5	Vis à tête fraisée M5	Countersunk screw M5
29	Stahlrohr $\geq 1,5 \text{ mm}$	Tube d'acier $\geq 1,5 \text{ mm}$	Steel tube $\geq 1,5 \text{ mm}$
30	Distanzband EPDM geschäumt, 15x3 mm	Bande d'écartement EPDM moussée, 15x3 mm	Packing tape EPDM foamed, 15x3 mm

\* ausschliesslich erlaubt

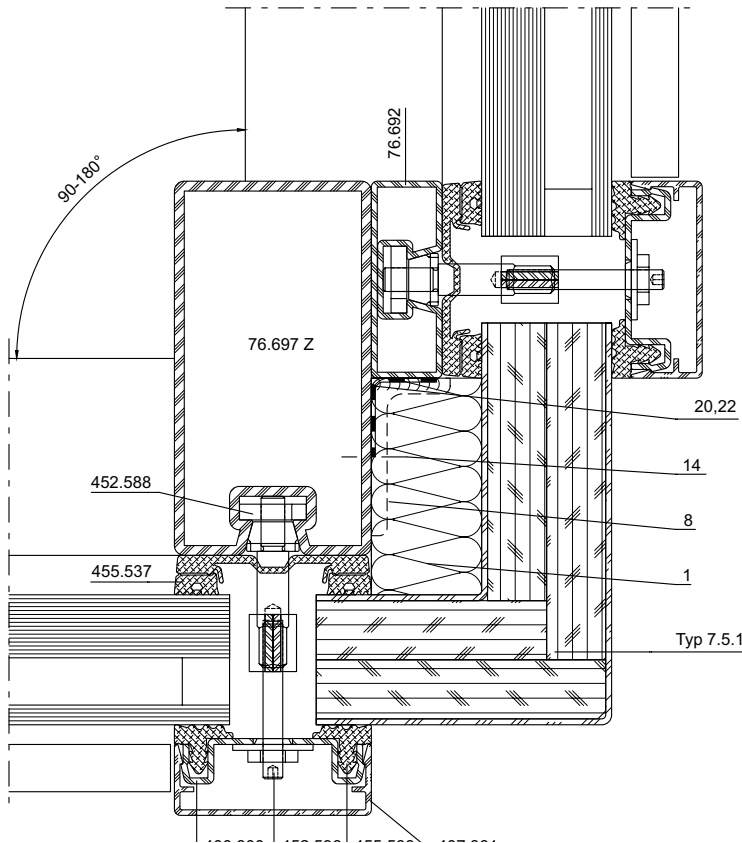
\* exclusivement autorisé

\* exclusively permitted

**Aussenecke 90°**

**Angle extérieur 90°**

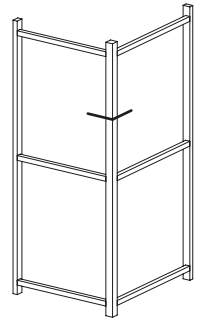
**Outer corner 90°**



**Aufbau:**  
 1x Brandschutzplatte,  $d \geq 15$  mm  
 Mineralwolle,  $d \geq 40$  mm  
**Trennwand:**  
 Brandschutzplatte,  $d \geq (20+15)$  mm  
 Mineralwolle,  $d \geq 40$  mm

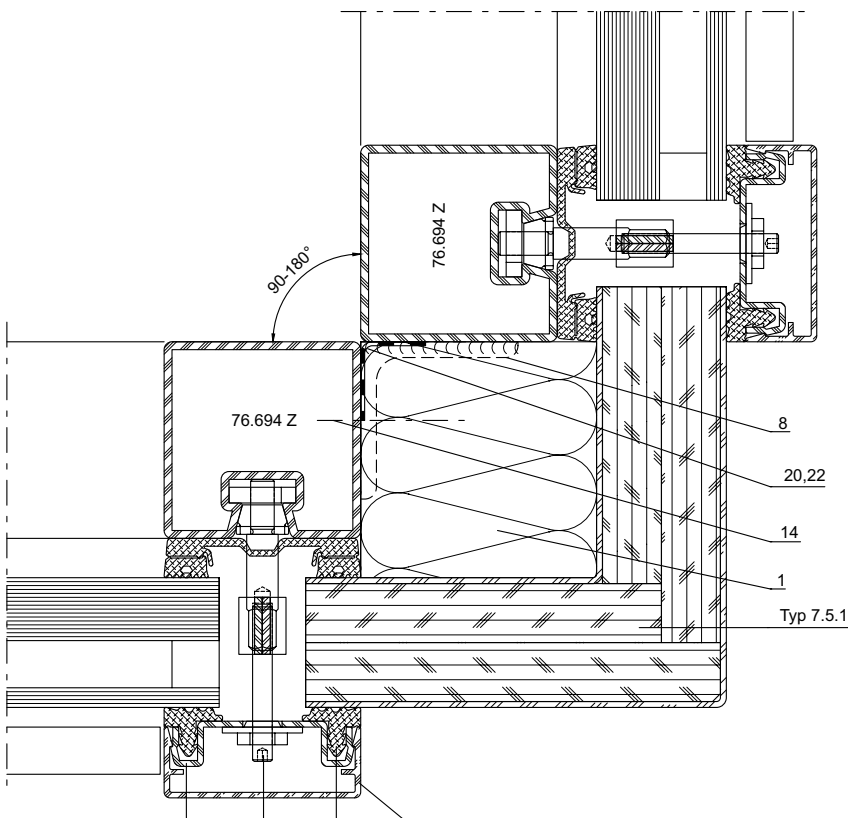
**Composition:**  
 1x Plaque coupe-feu,  $d \geq 15$  mm  
 Laine minérale,  $d \geq 40$  mm  
**Cloison:**  
 Plaque coupe-feu,  $d \geq (20+15)$  mm  
 Laine minérale,  $d \geq 40$  mm

**Composition:**  
 1x Fire-resistant panel,  $d \geq 15$  mm  
 Mineral wool,  $d \geq 40$  mm  
**Partition wall:**  
 Fire-resistant panel,  $d \geq (20+15)$  mm  
 Mineral wool,  $d \geq 40$  mm



**DXF DWG**

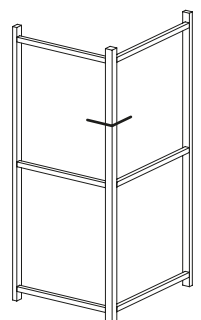
51-0501-K-017



**Aufbau:**  
 1x Brandschutzplatte,  $d \geq 15$  mm  
 Mineralwolle,  $d \geq 40$  mm  
**Trennwand:**  
 Brandschutzplatte,  $d \geq (20+15)$  mm  
 Mineralwolle,  $d \geq 40$  mm

**Composition:**  
 1x Plaque coupe-feu,  $d \geq 15$  mm  
 Laine minérale,  $d \geq 40$  mm  
**Cloison:**  
 Plaque coupe-feu,  $d \geq (20+15)$  mm  
 Laine minérale,  $d \geq 40$  mm

**Composition:**  
 1x Fire-resistant panel,  $d \geq 15$  mm  
 Mineral wool,  $d \geq 40$  mm  
**Partition wall:**  
 Fire-resistant panel,  $d \geq (20+15)$  mm  
 Mineral wool,  $d \geq 40$  mm



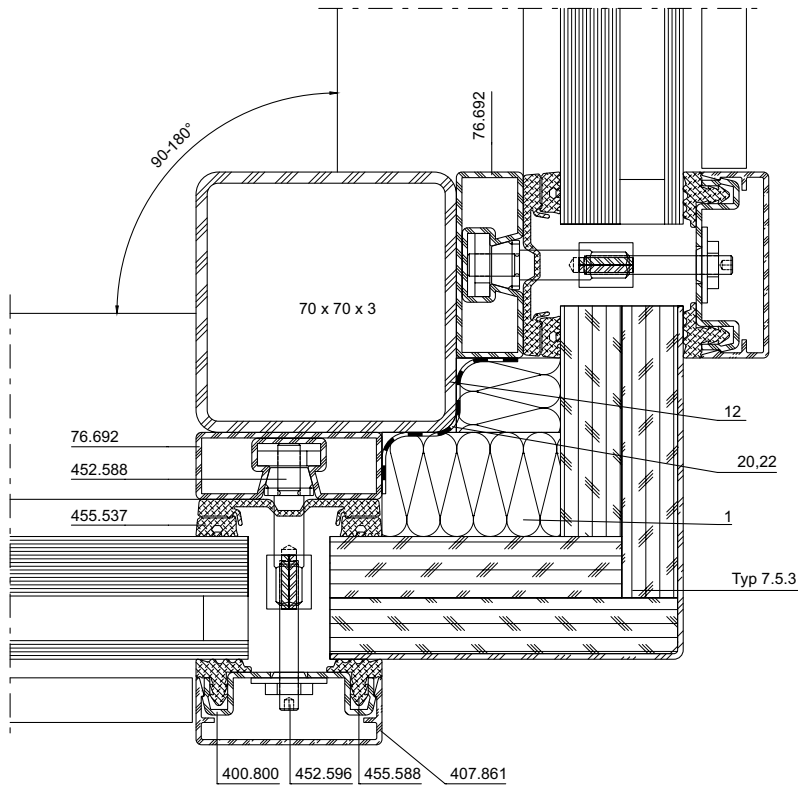
**DXF DWG**

51-0501-K-018

**Aussenecke 90°**

**Angle extérieur 90°**

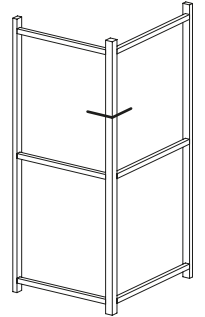
**Outer corner 90°**



**Aufbau:**  
 1x Brandschutzplatte,  $d \geq 15$  mm  
 Mineralwolle,  $d \geq 40$  mm  
**Trennwand:**  
 Brandschutzplatte,  $d \geq (20+15)$  mm  
 Mineralwolle,  $d \geq 40$  mm

**Composition:**  
 1x Plaque coupe-feu,  $d \geq 15$  mm  
 Laine minérale,  $d \geq 40$  mm  
**Cloison:**  
 Plaque coupe-feu,  $d \geq (20+15)$  mm  
 Laine minérale,  $d \geq 40$  mm

**Composition:**  
 1x Fire-resistant panel,  $d \geq 15$  mm  
 Mineral wool,  $d \geq 40$  mm  
**Partition wall:**  
 Fire-resistant panel,  $d \geq (20+15)$  mm  
 Mineral wool,  $d \geq 40$  mm



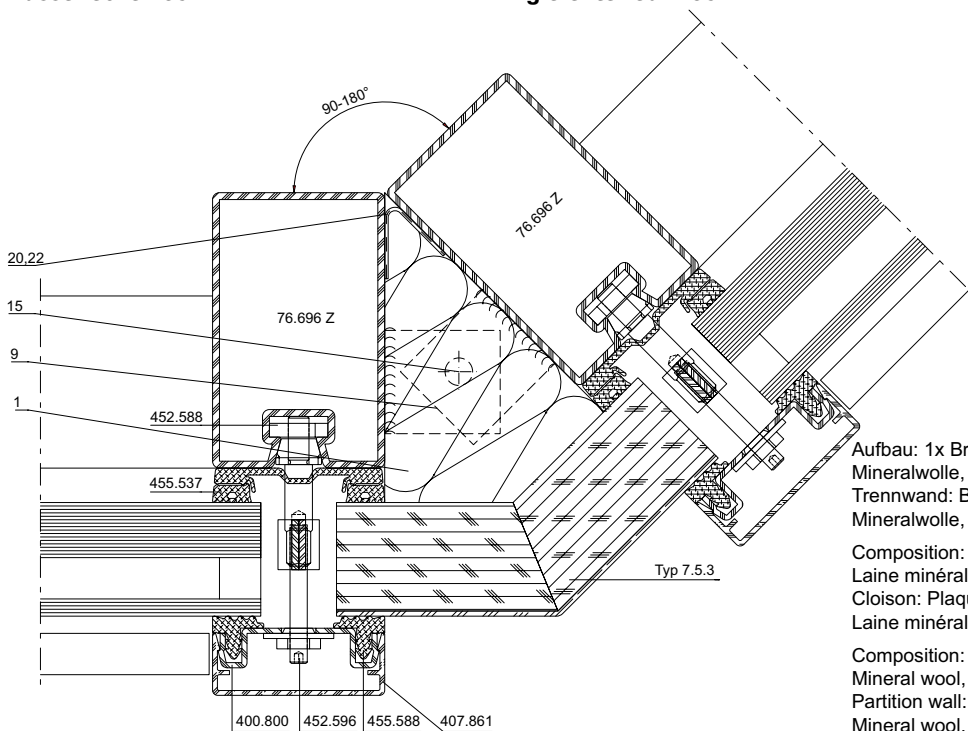
**DXF DWG**

51-0501-K-019

**Aussenecke 135°**

**Angle extérieur 135°**

**Outer corner 135°**



**Aufbau:** 1x Brandschutzplatte,  $d \geq 15$  mm  
 Mineralwolle,  $d \geq 40$  mm  
**Trennwand:** Brandschutzplatte,  $d \geq (20+15)$  mm  
 Mineralwolle,  $d \geq 40$  mm

**Composition:** 1x Plaque coupe-feu,  $d \geq 15$  mm  
 Laine minérale,  $d \geq 40$  mm  
**Cloison:** Plaque coupe-feu,  $d \geq (20+15)$  mm  
 Laine minérale,  $d \geq 40$  mm

**Composition:** 1x Fire-resistant panel,  $d \geq 15$  mm  
 Mineral wool,  $d \geq 40$  mm  
**Partition wall:** Fire-resistant panel,  $d \geq (20+15)$  mm  
 Mineral wool,  $d \geq 40$  mm

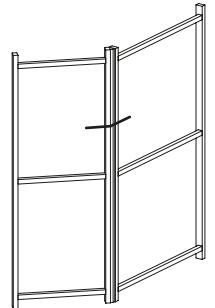
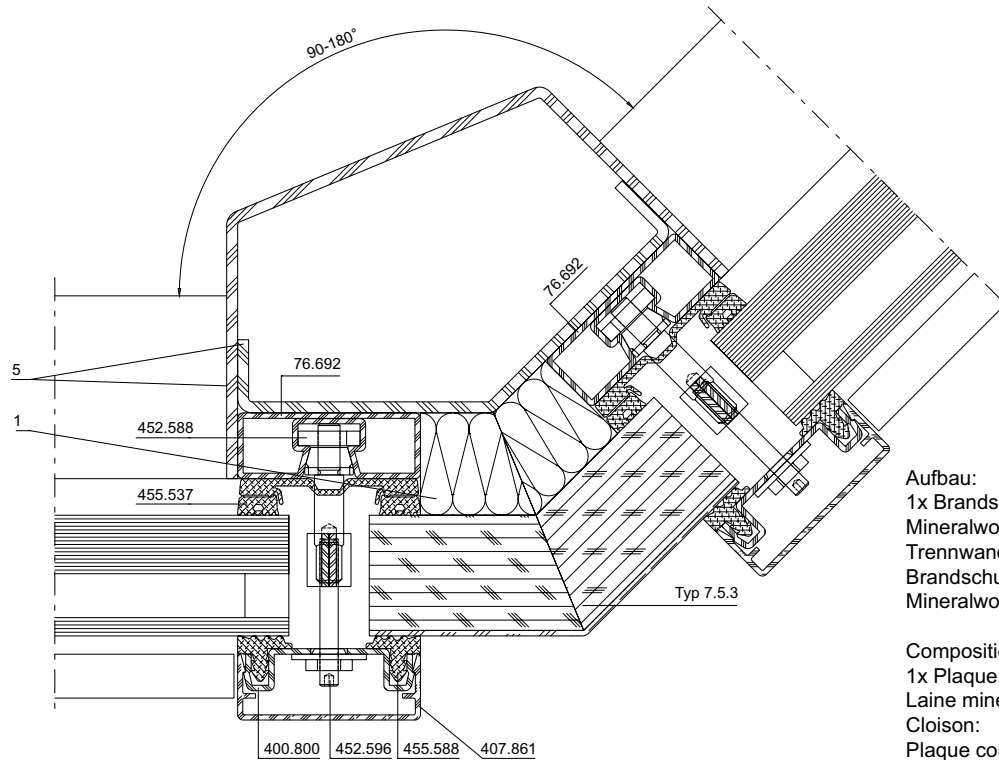
**DXF DWG**

51-0501-K-020

Aussenecke

Angle extérieur

Outer corner



DXF DWG

51-0501-K-021

Aufbau:  
1x Brandschutzplatte,  $d \geq 15$  mm  
Mineralwolle,  $d \geq 40$  mm  
Trennwand:  
Brandschutzplatte,  $d \geq (20+15)$  mm  
Mineralwolle,  $d \geq 40$  mm

Composition:  
1x Plaque coupe-feu,  $d \geq 15$  mm  
Laine minérale,  $d \geq 40$  mm  
Cloison:  
Plaque coupe-feu,  $d \geq (20+15)$  mm  
Laine minérale,  $d \geq 40$  mm

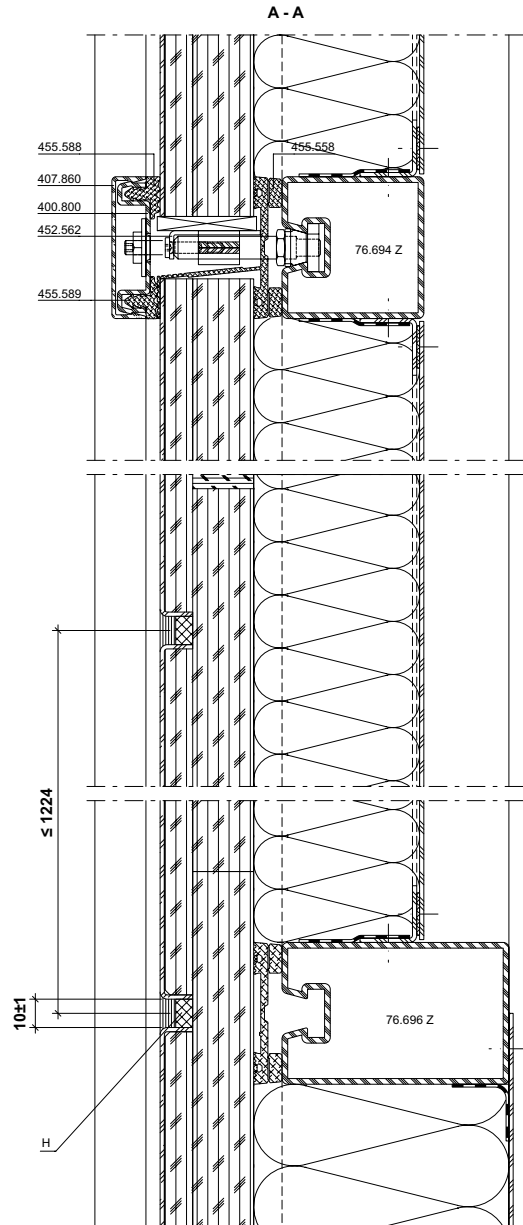
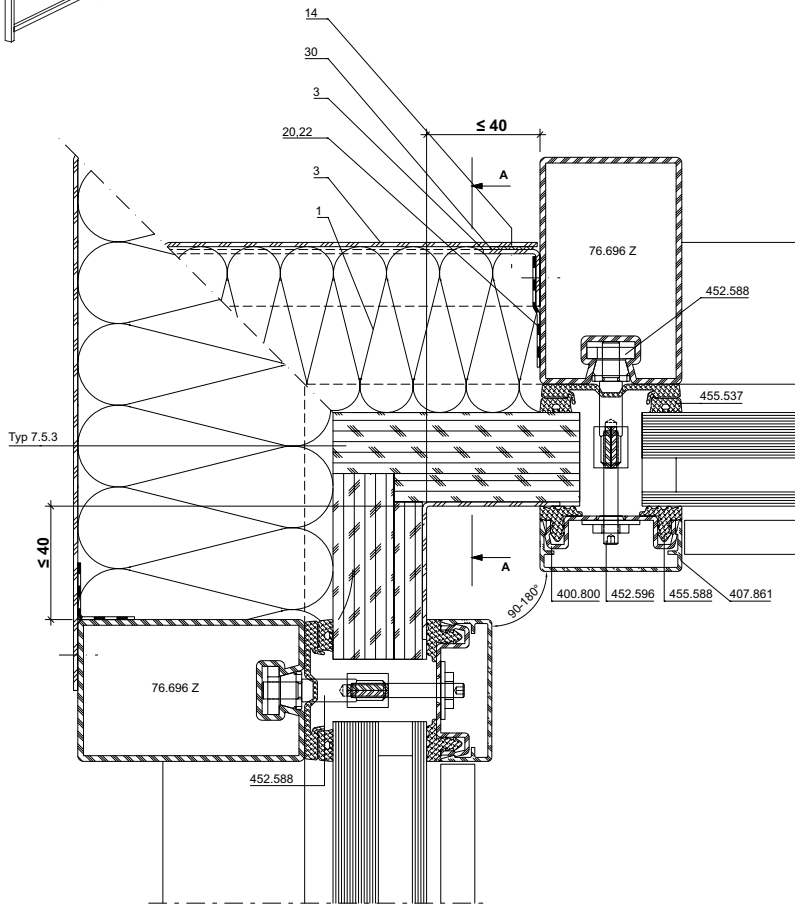
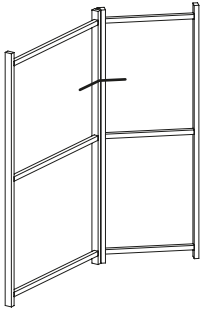
Composition:  
1x Fire-resistant panel,  $d \geq 15$  mm  
Mineral wool,  $d \geq 40$  mm  
Partition wall:  
Fire-resistant panel,  $d \geq (20+15)$  mm  
Mineral wool,  $d \geq 40$  mm



**Innenecke 90°-180°**

**Angle intérieur 90°-180°**

**Inner corner 90°-180°**



- Aufbau:**  
 1x Brandschutzplatte, d ≥ 15 mm  
 Mineralwolle, d ≥ 40 mm  
**Trennwand:**  
 Brandschutzplatte, d ≥ (20+15 mm)  
 Mineralwolle, d ≥ 40 mm
- Composition:**  
 1x Plaque coupe-feu, d ≥ 15 mm  
 Laine minérale, d ≥ 40 mm  
**Cloison:**  
 Plaque coupe-feu, d ≥ (20+15 mm)  
 Laine minérale, d ≥ 40 mm
- Composition:**  
 1x Fire-resistant panel, d ≥ 15 mm  
 Mineral wool, d ≥ 40 mm  
**Partition wall:**  
 Fire-resistant panel, d ≥ (20+15 mm)  
 Mineral wool, d ≥ 40 mm

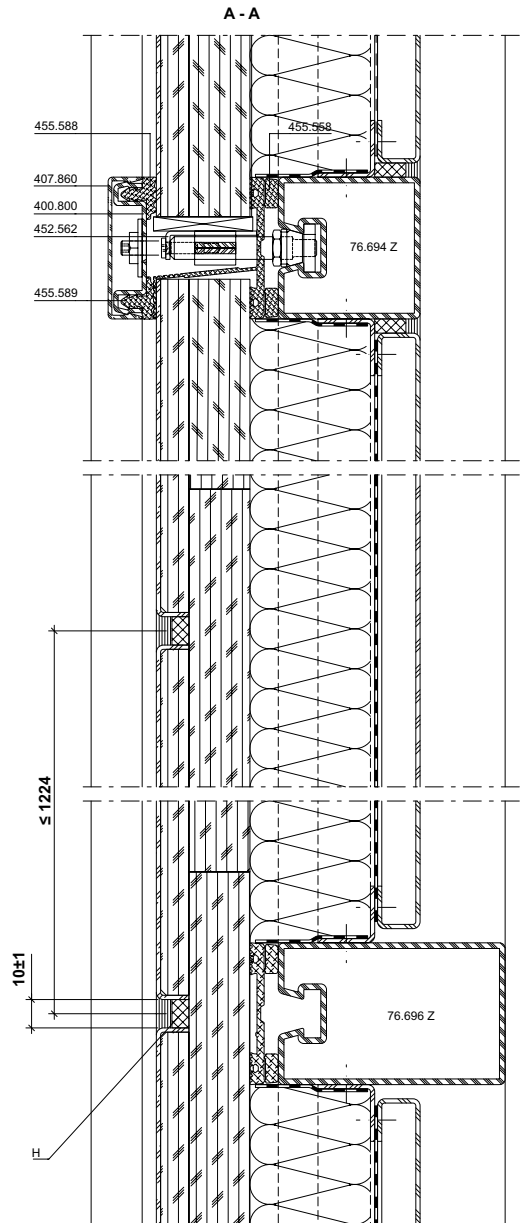
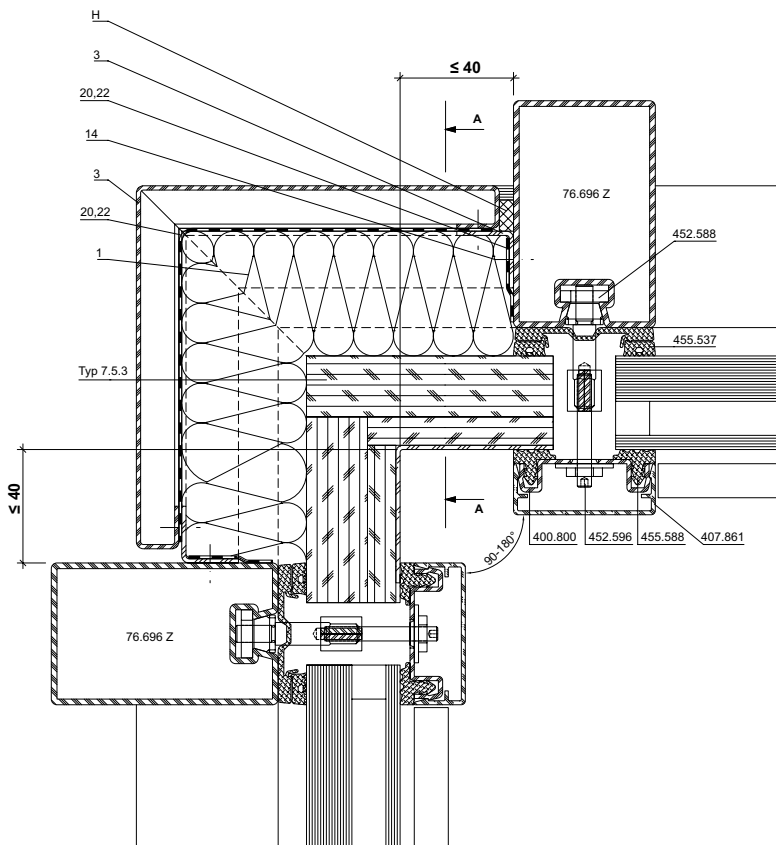
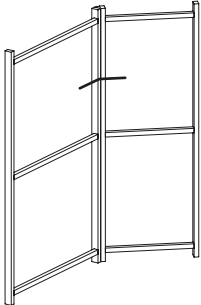
**DXF DWG**

51-0501-K-008

**Innenecke 90°-180°**

**Angle intérieur 90°-180°**

**Inner corner 90°-180°**



**Aufbau:**  
 1x Brandschutzplatte,  $d \geq 15$  mm  
 Mineralwolle,  $d \geq 40$  mm  
**Trennwand:**  
 Brandschutzplatte,  $d \geq (20+15)$  mm  
 Mineralwolle,  $d \geq 40$  mm

**Composition:**  
 1x Plaque coupe-feu,  $d \geq 15$  mm  
 Laine minérale,  $d \geq 40$  mm  
**Cloison:**  
 Plaque coupe-feu,  $d \geq (20+15)$  mm  
 Laine minérale,  $d \geq 40$  mm

**Composition:**  
 1x Fire-resistant panel,  $d \geq 15$  mm  
 Mineral wool,  $d \geq 40$  mm  
**Partition wall:**  
 Fire-resistant panel,  $d \geq (20+15)$  mm  
 Mineral wool,  $d \geq 40$  mm

**DXF** **DWG**

51-0501-K-009

Anschlüsse am Bau im Massstab 1:2

Raccords au mur à l'échelle 1:2

Attachment to structure on scale 1:2

VISS Fire EI30 Fassade/Trennwand

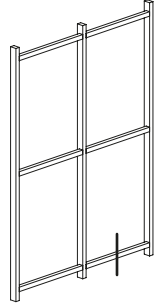
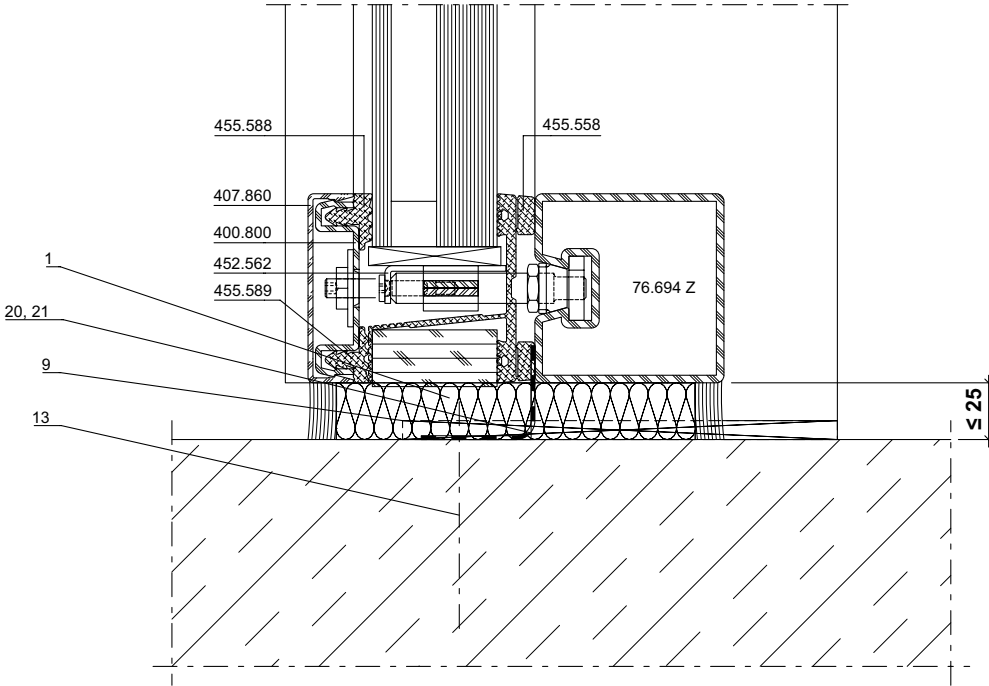
VISS Fire EI30 façade/cloison

VISS Fire EI30 façade/partition wall

Bodenanschluss

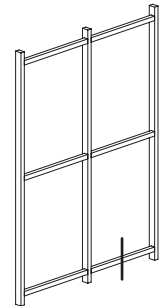
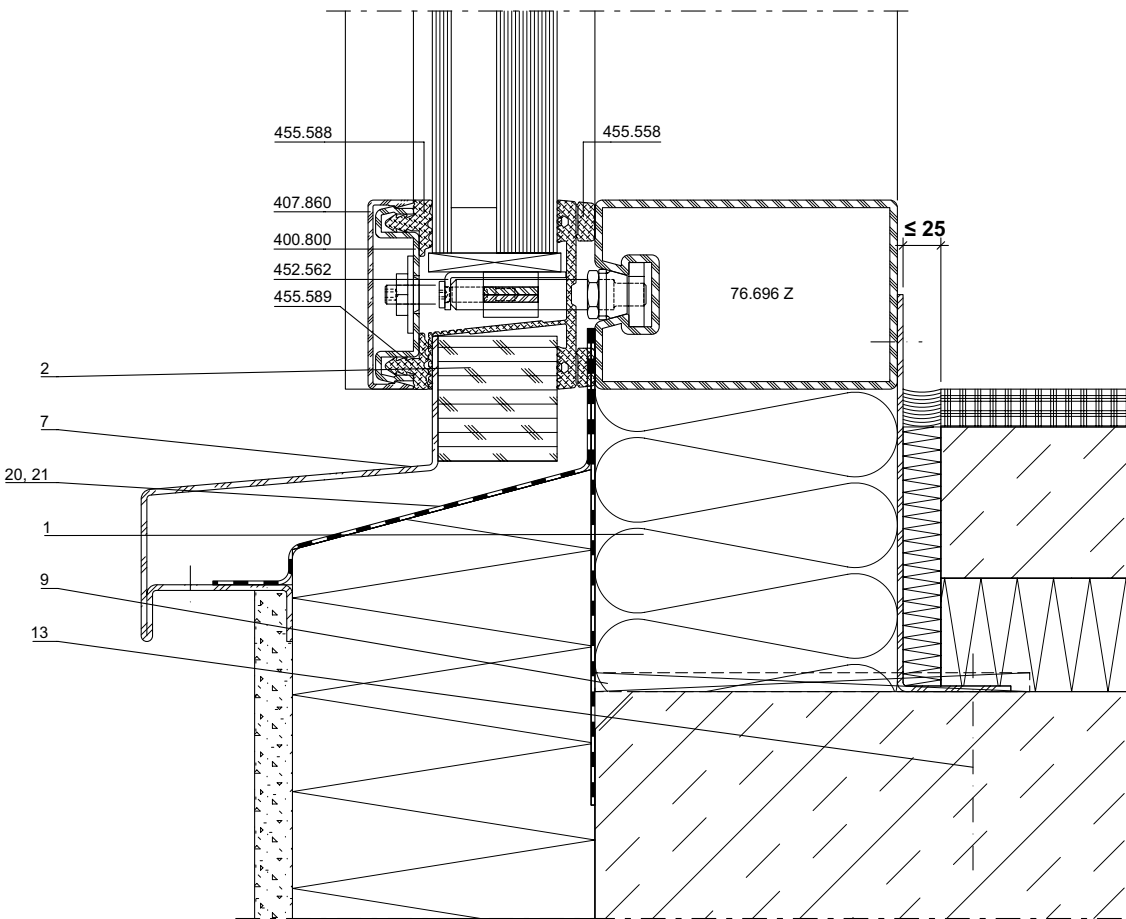
Fixation au sol

Floor attachment



DXF DWG

51-0501-A-001



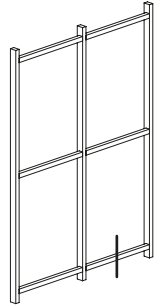
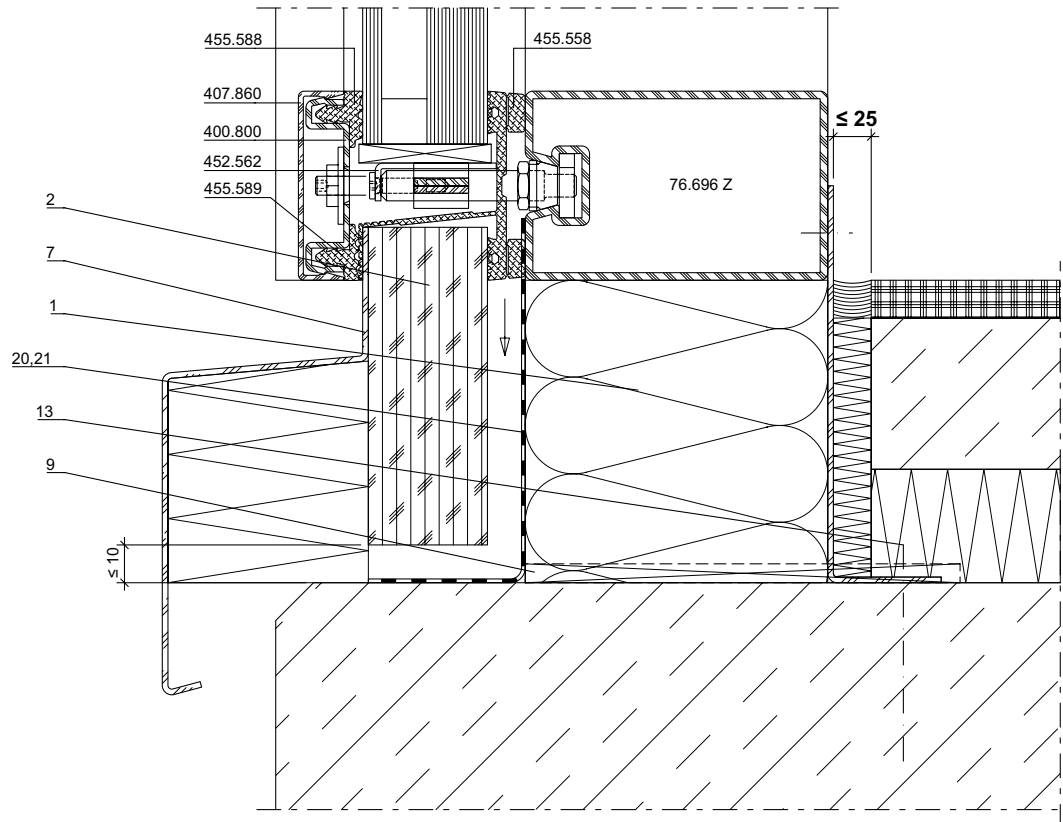
DXF DWG

51-0501-A-002

Bodenanschluss

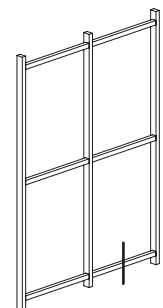
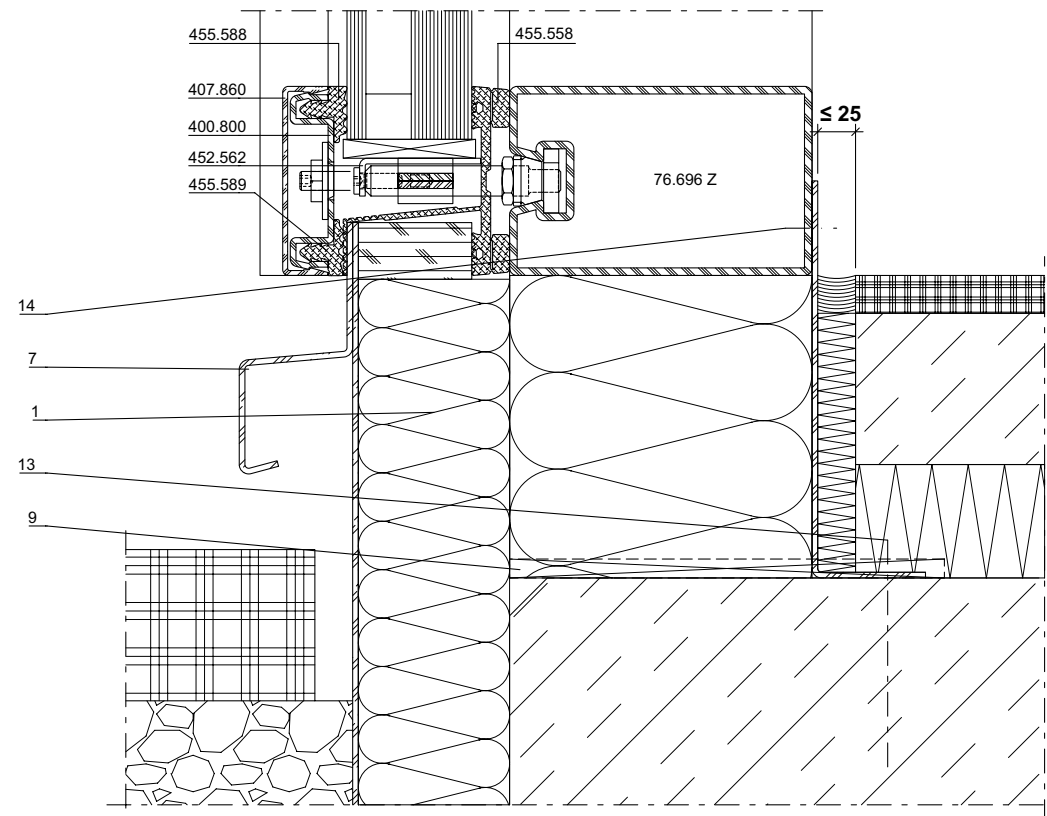
Fixation au sol

Floor attachment



DXF DWG

51-0501-A-003



DXF DWG

51-0501-A-004

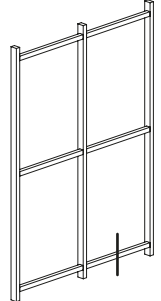
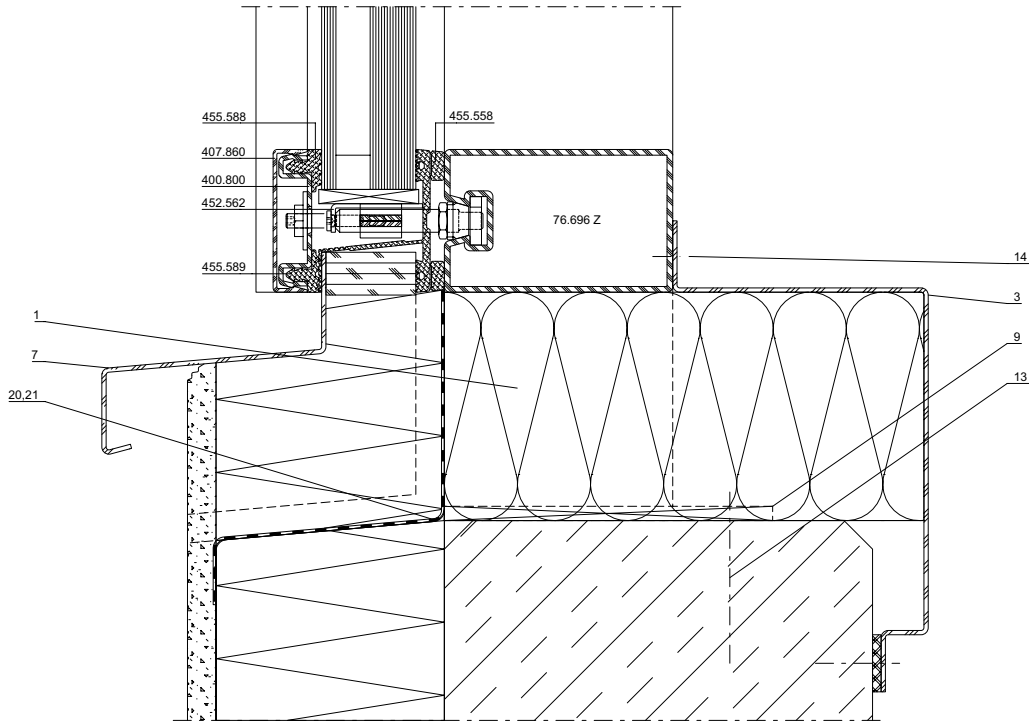
Anschlüsse am Bau im Massstab 1:2  
Raccords au mur à l'échelle 1:2  
Attachment to structure on scale 1:2

VISS Fire EI30 Fassade/Trennwand  
VISS Fire EI30 façade/cloison  
VISS Fire EI30 façade/partition wall

Bodenanschluss

Fixation au sol

Floor attachment



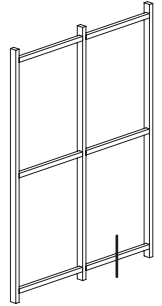
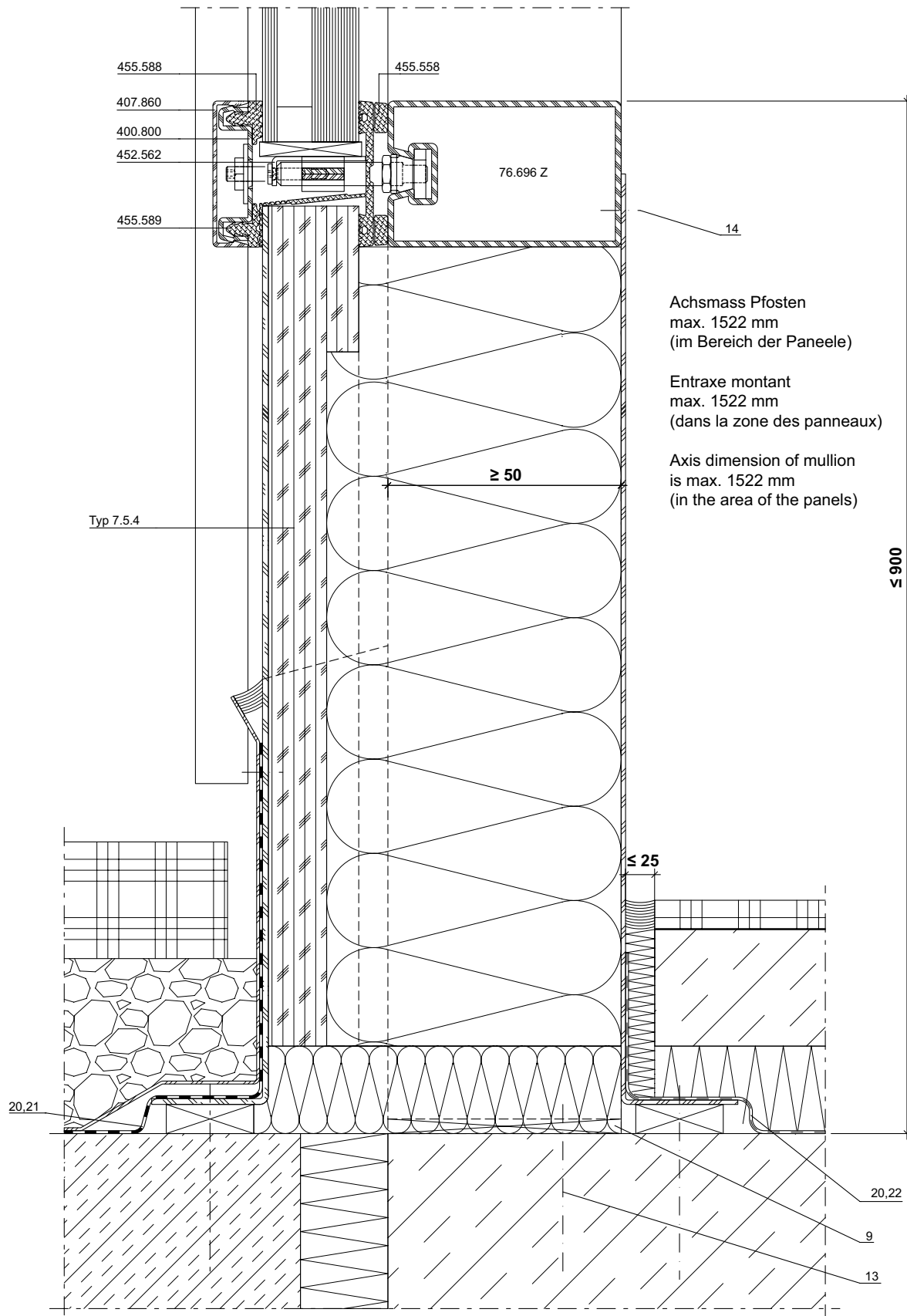
DXF DWG

51-0501A-005

Bodenanschluss

Fixation au sol

Floor attachment



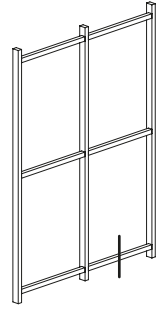
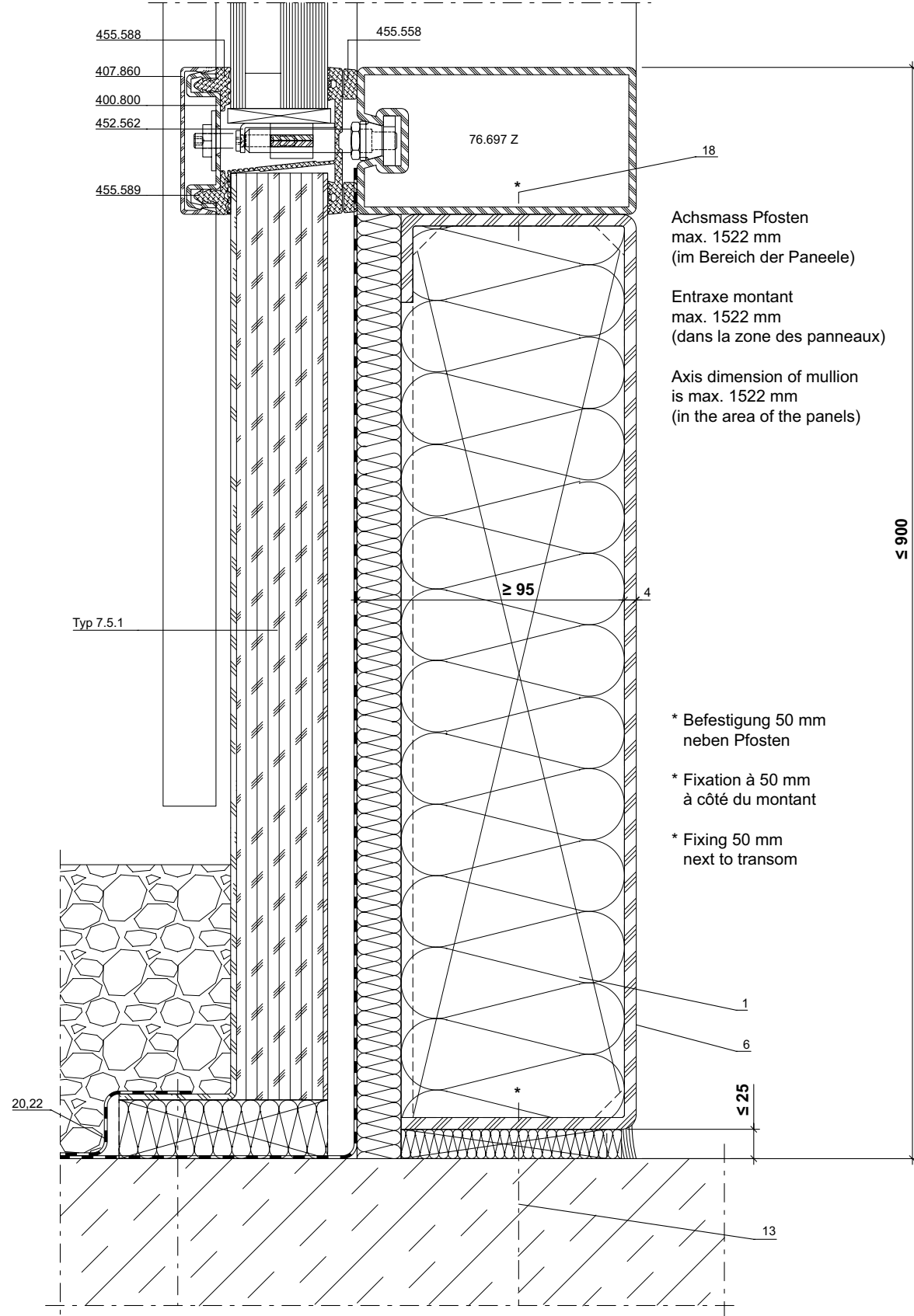
**Anschlüsse am Bau im Massstab 1:2**  
**Raccords au mur à l'échelle 1:2**  
**Attachment to structure on scale 1:2**

**VISS Fire EI30 Fassade/Trennwand**  
**VISS Fire EI30 façade/cloison**  
**VISS Fire EI30 façade/partition wall**

**Bodenanschluss**

**Fixation au sol**

**Floor attachment**



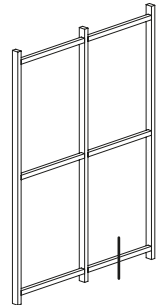
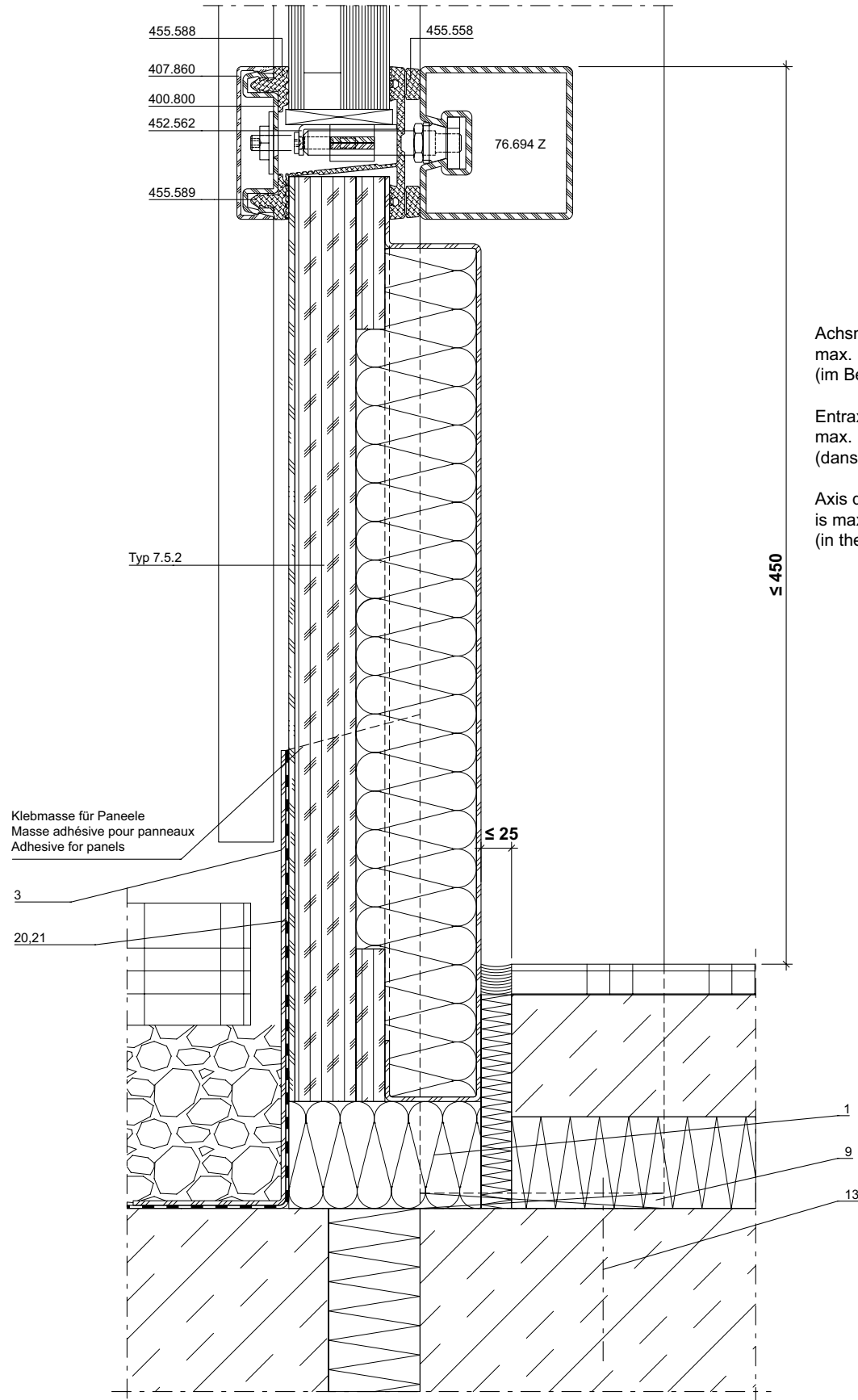
**DXF** **DWG**

51-0501-A-007

Bodenanschluss

Fixation au sol

Floor attachment



Achsmass Pfosten  
max. 1522 mm  
(im Bereich der Paneele)

Entraxe montant  
max. 1522 mm  
(dans la zone des panneaux)

Axis dimension of mullion  
is max. 1522 mm  
(in the area of the panels)

DXF DWG

51-0501-A-008



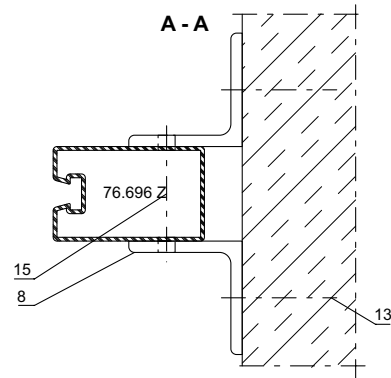
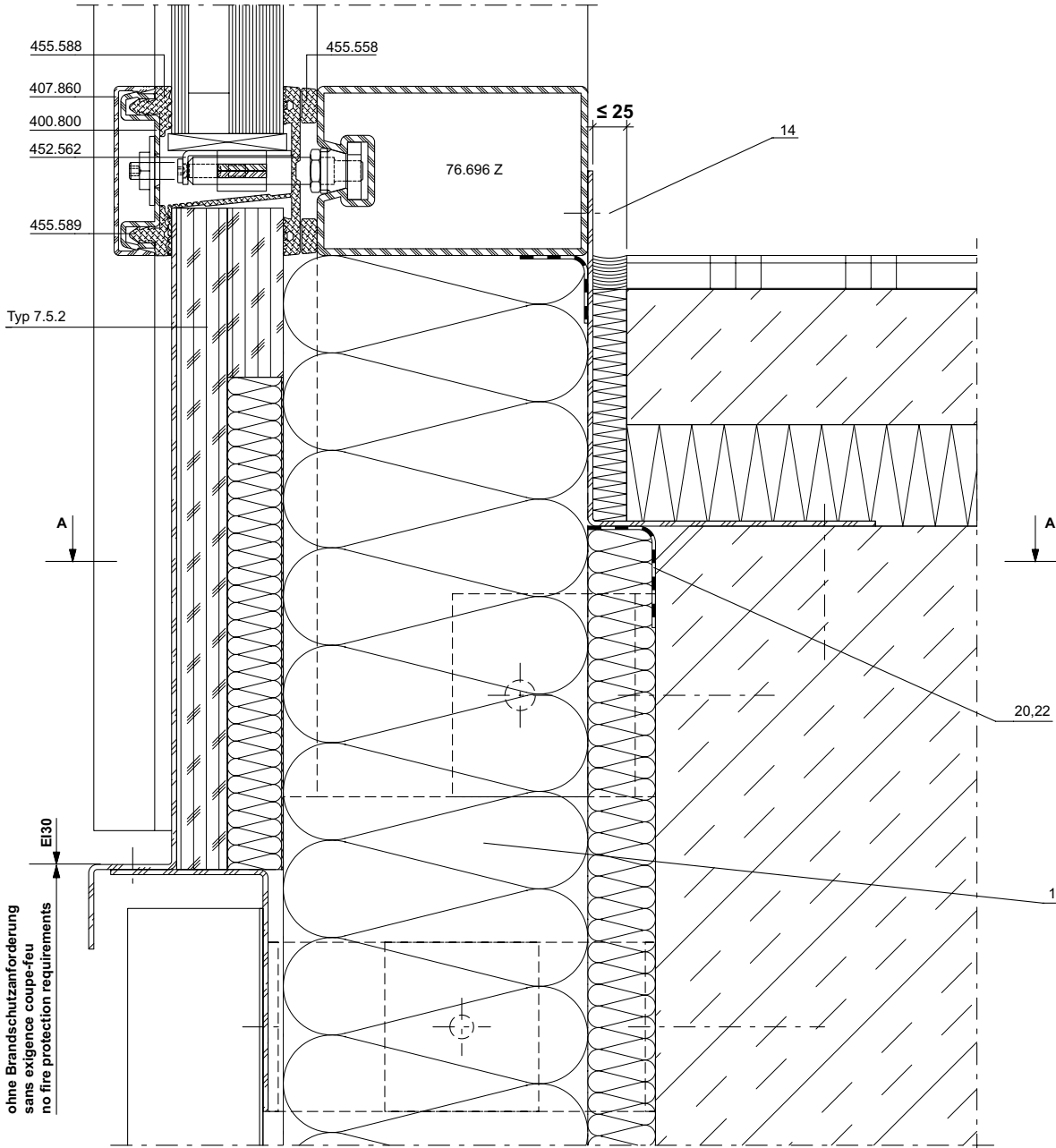
**Anschlüsse am Bau im Massstab 1:2**  
**Raccords au mur à l'échelle 1:2**  
**Attachment to structure on scale 1:2**

**VISS Fire EI30 Fassade/Trennwand**  
**VISS Fire EI30 façade/cloison**  
**VISS Fire EI30 façade/partition wall**

**Bodenanschluss**

**Fixation au sol**

**Floor attachment**



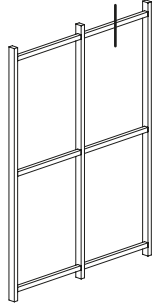
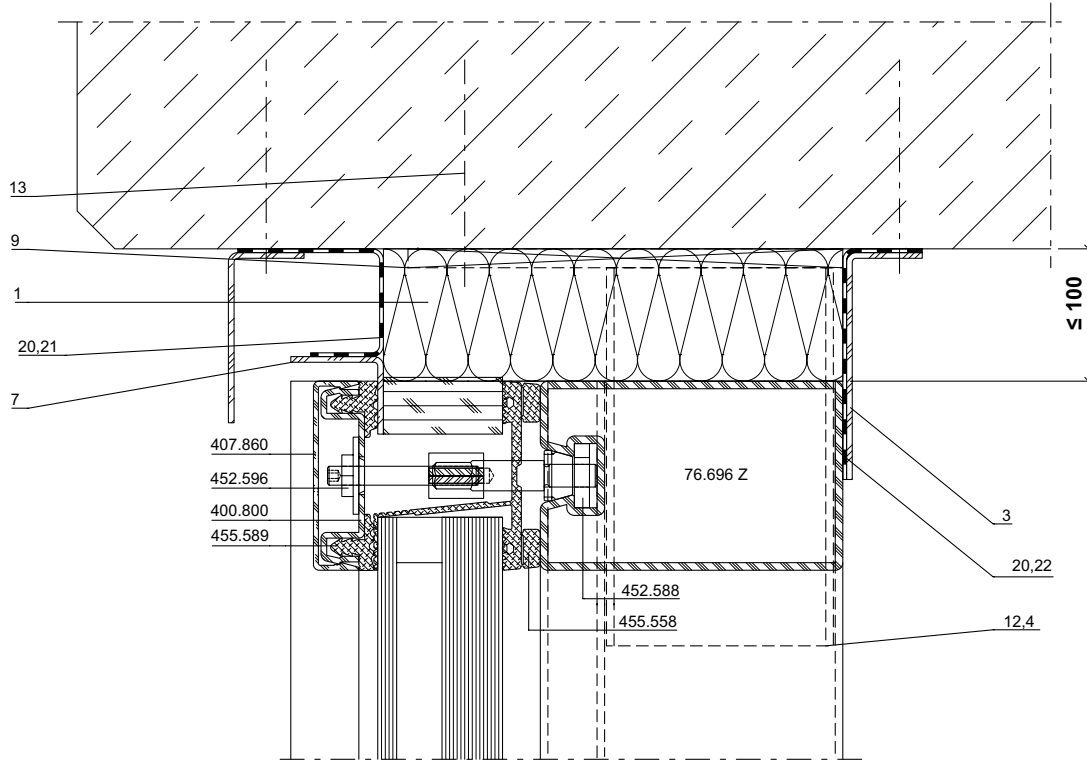
**DXF DWG**

51-0501-A-009

Deckenanschluss

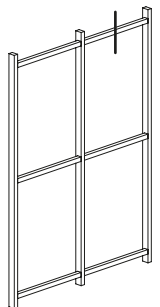
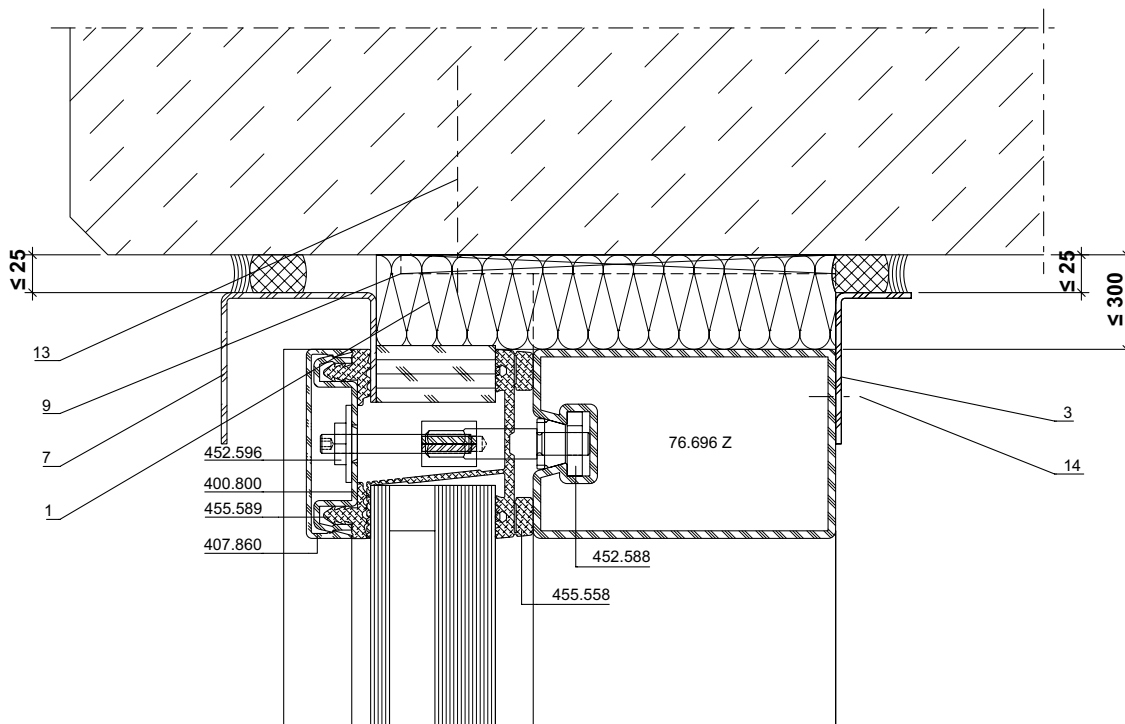
Fixation au plafond

Intermediate floor attachment



**DXF** **DWG**

51-0501-A-011



**DXF** **DWG**

51-0501-A-012

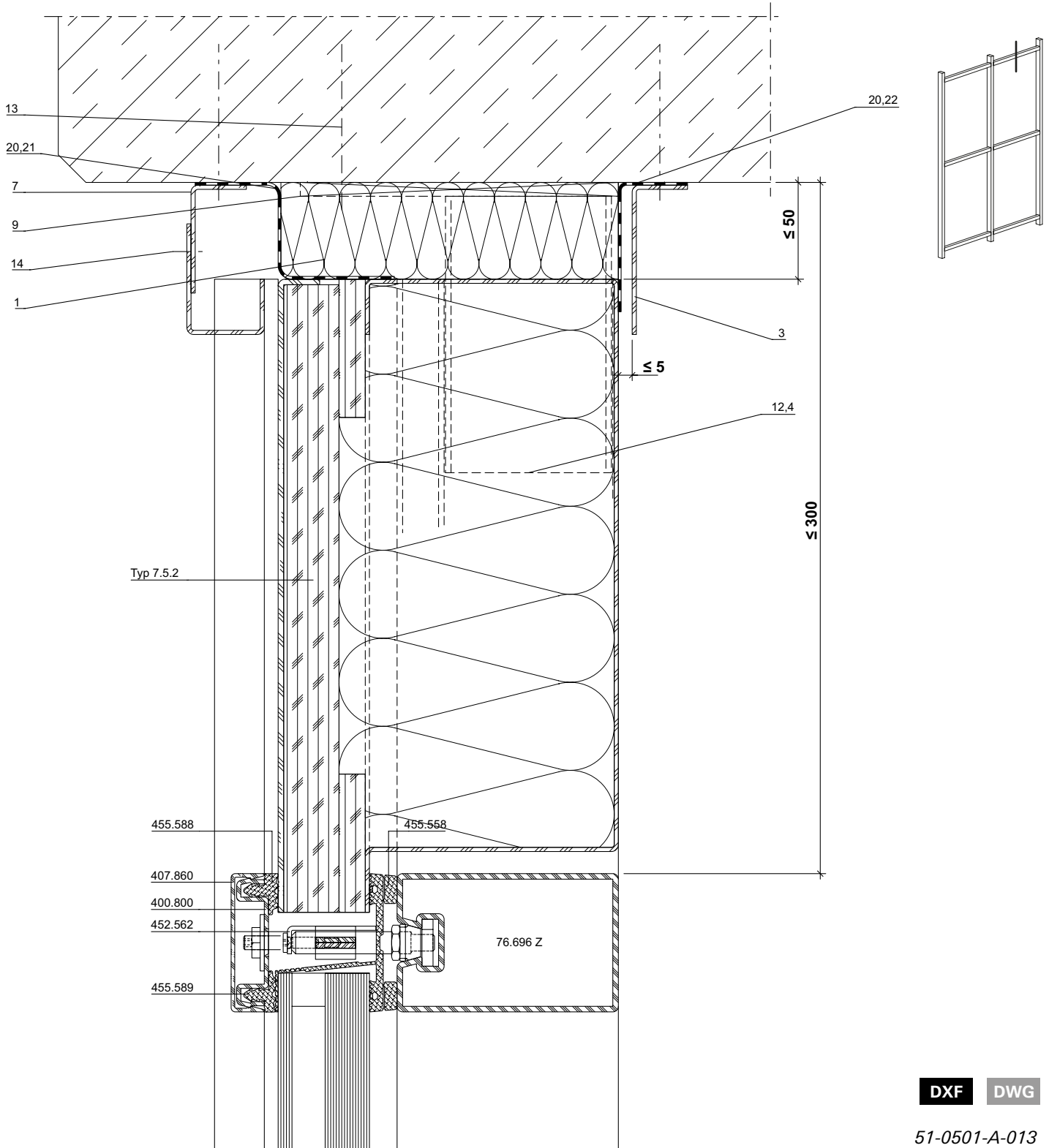
Anschlüsse am Bau im Massstab 1:2  
Raccords au mur à l'échelle 1:2  
Attachment to structure on scale 1:2

VISS Fire EI30 Fassade/Trennwand  
VISS Fire EI30 façade/cloison  
VISS Fire EI30 façade/partition wall

Deckenanschluss

Fixation au plafond

Intermediate floor attachment



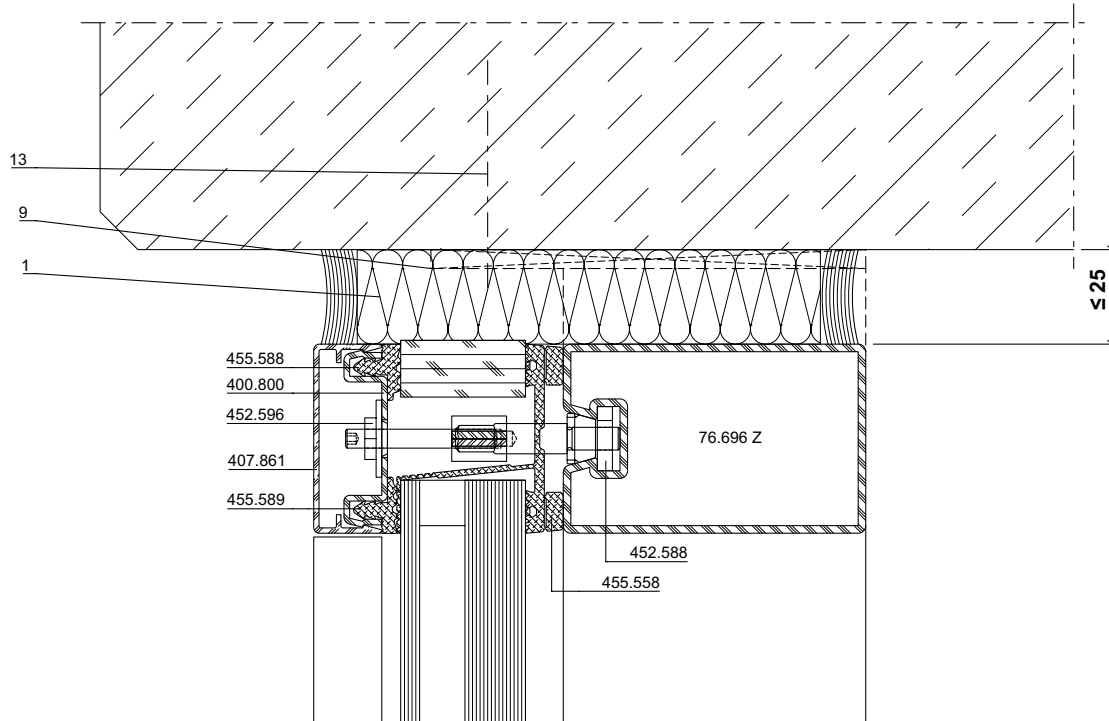
Anschlüsse am Bau im Masstab 1:2  
Raccords au mur à l'échelle 1:2  
Attachment to structure on scale 1:2

VISS Fire EI30 Fassade/Trennwand  
VISS Fire EI30 façade/cloison  
VISS Fire EI30 façade/partition wall

Deckenanschluss

Fixation au plafond

Intermediate floor attachment



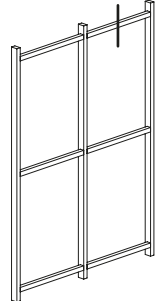
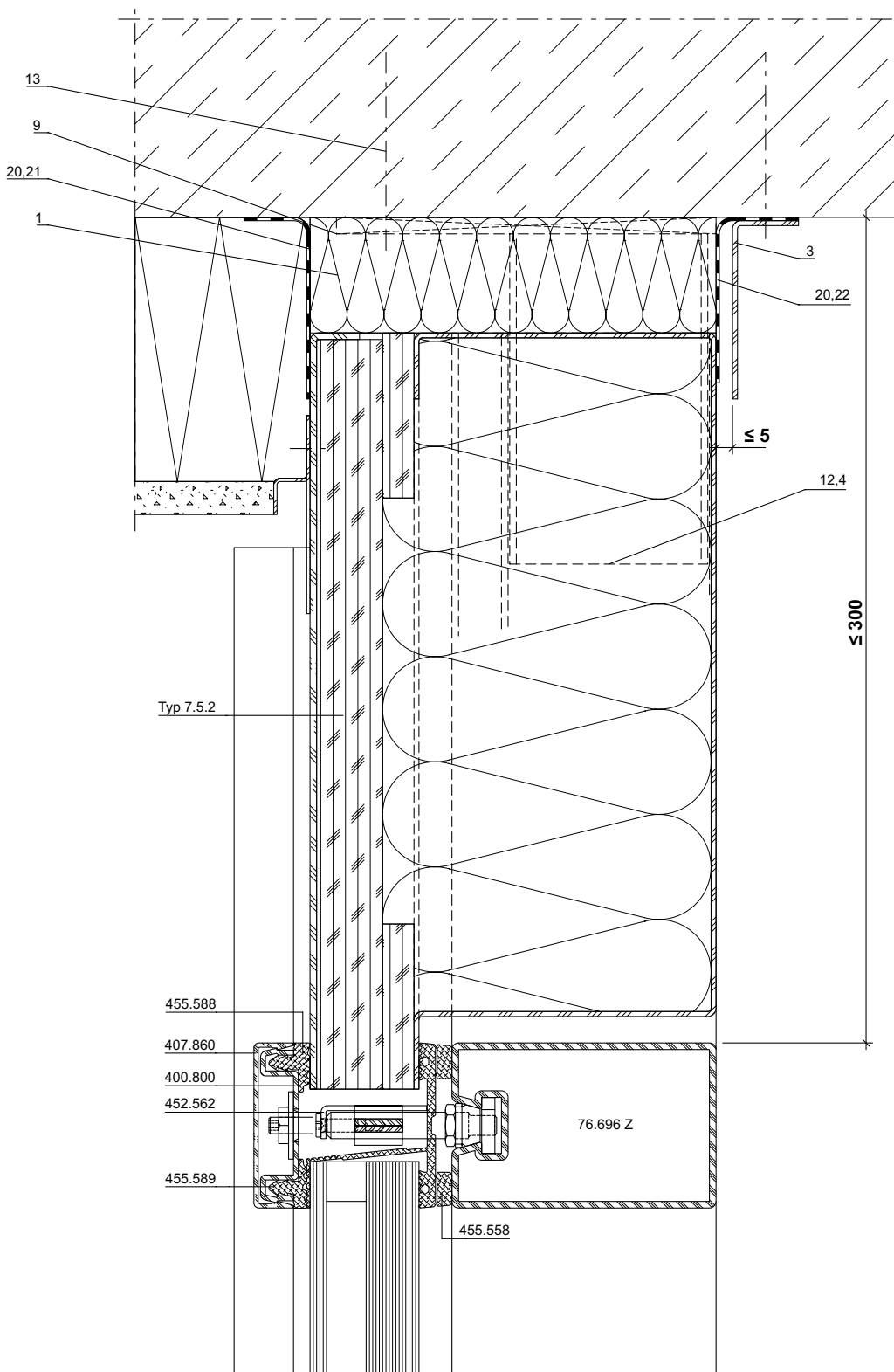
DXF DWG

51-0501-A-014

**Deckenanschluss**

**Fixation au plafond**

**Intermediate floor attachment**



**DXF** **DWG**

51-0501-A-015

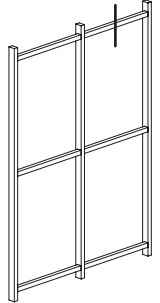
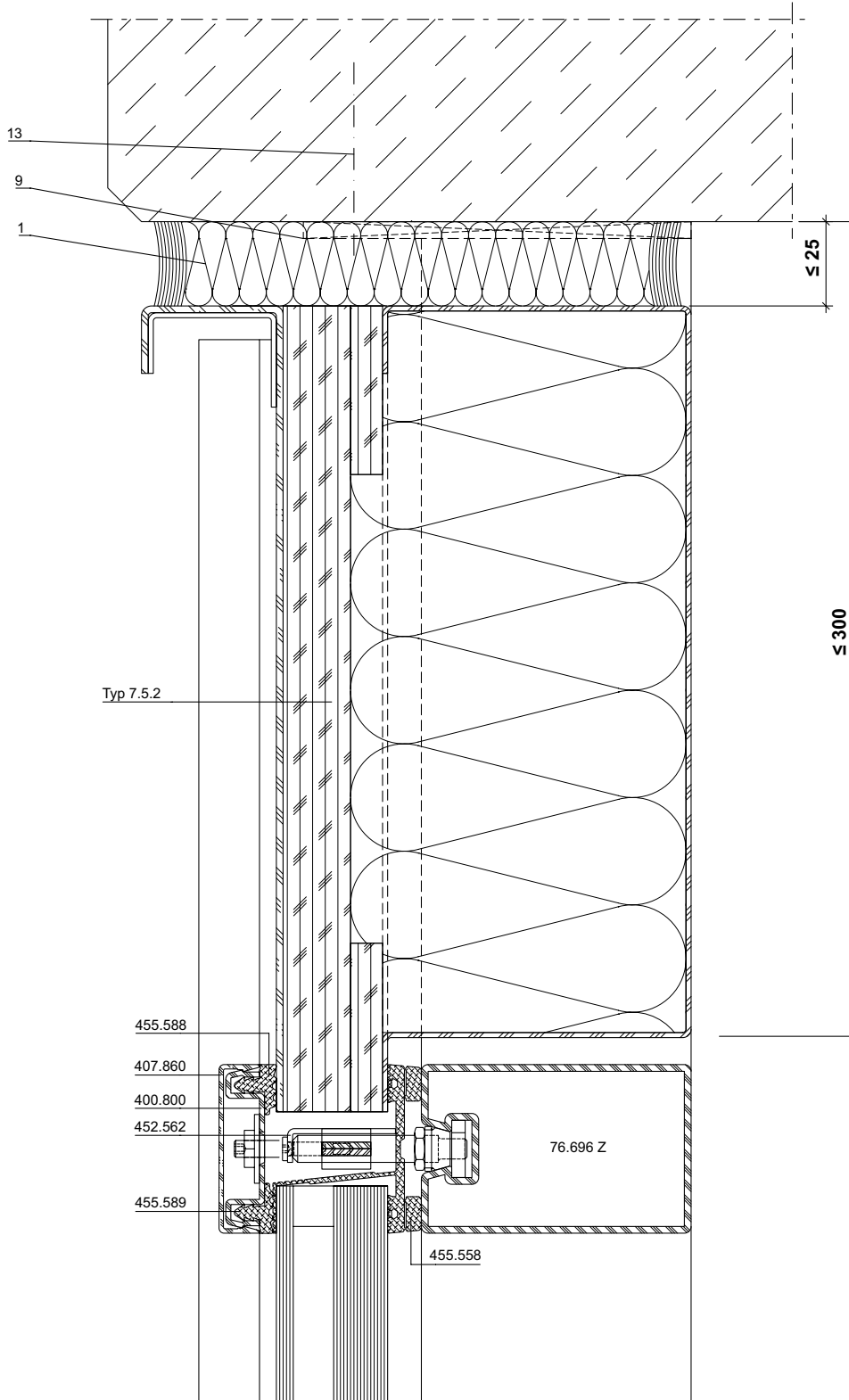
Anschlüsse am Bau im Massstab 1:2  
Raccords au mur à l'échelle 1:2  
Attachment to structure on scale 1:2

VISS Fire EI30 Fassade/Trennwand  
VISS Fire EI30 façade/cloison  
VISS Fire EI30 façade/partition wall

Deckenanschluss

Fixation au plafond

Intermediate floor attachment



DXF DWG

51-0501-A-016

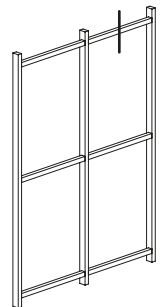
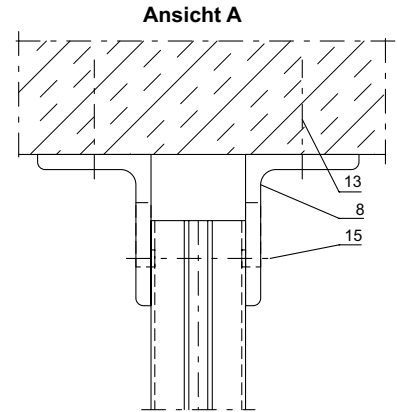
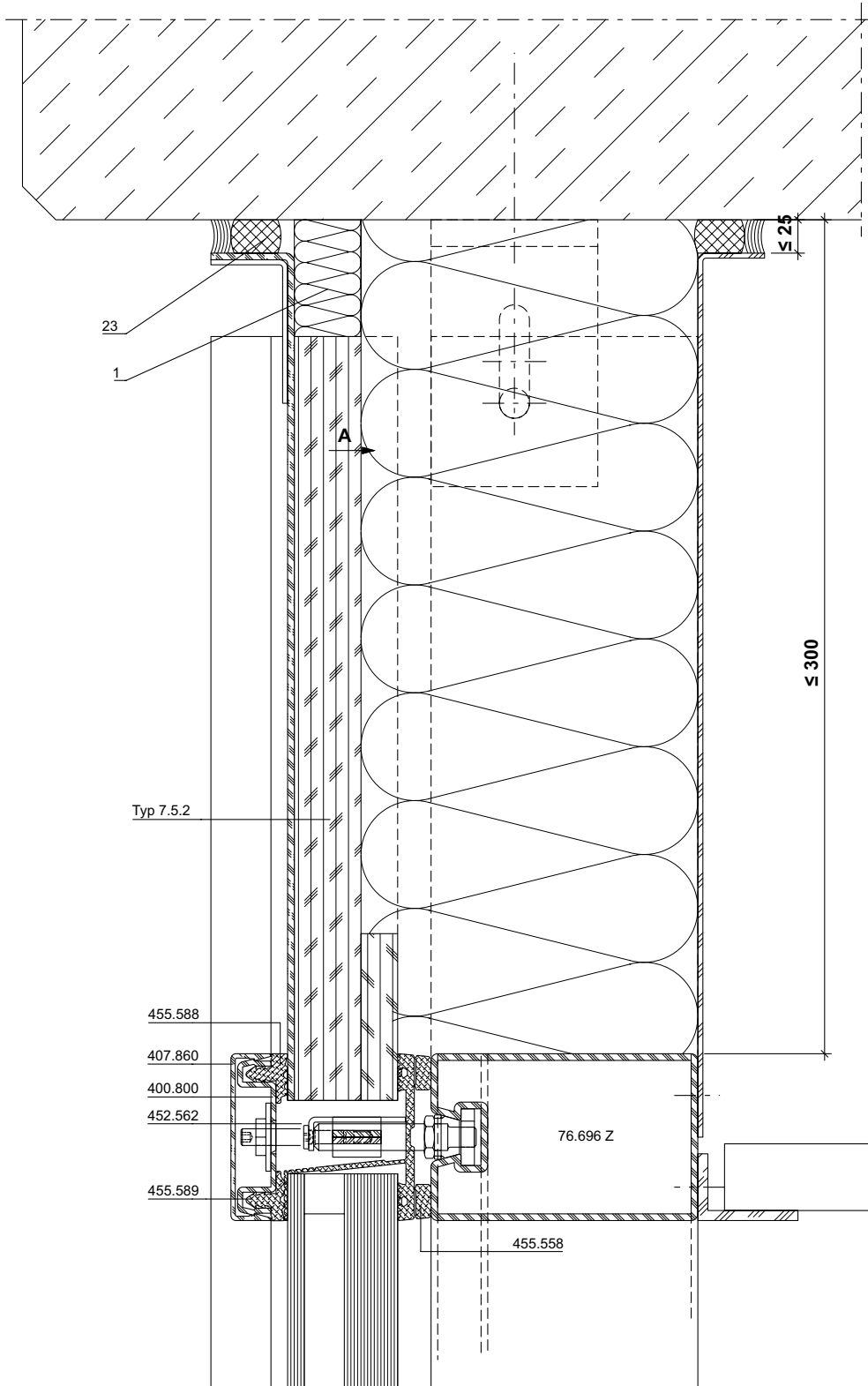
Anschlüsse am Bau im Massstab 1:2  
Raccords au mur à l'échelle 1:2  
Attachment to structure on scale 1:2

VISS Fire EI30 Fassade/Trennwand  
VISS Fire EI30 façade/cloison  
VISS Fire EI30 façade/partition wall

Deckenanschluss

Fixation au plafond

Intermediate floor attachment



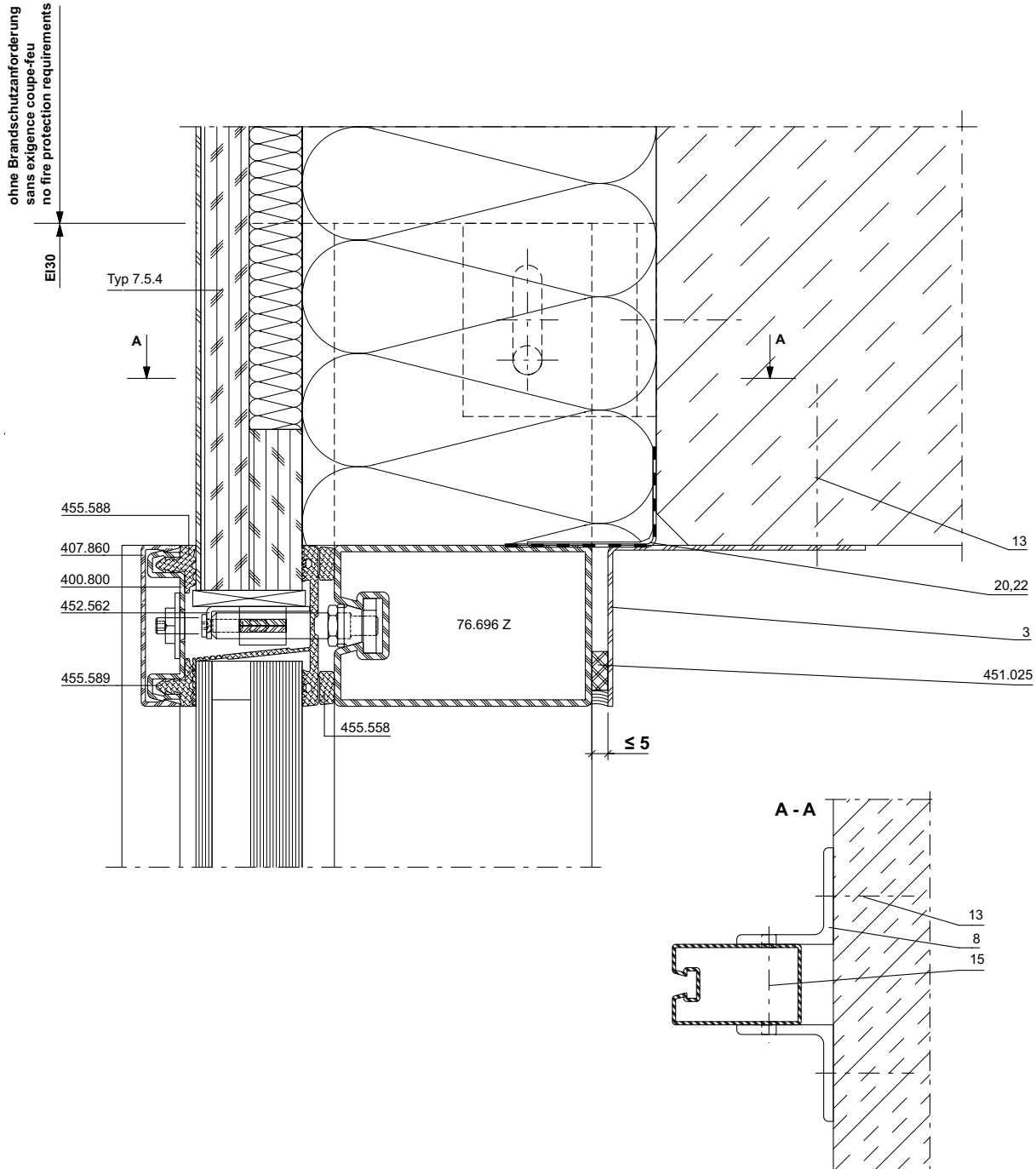
DXF DWG

51-0501-A-017

Deckenanschluss

Fixation au plafond

Intermediate floor attachment



DXF DWG

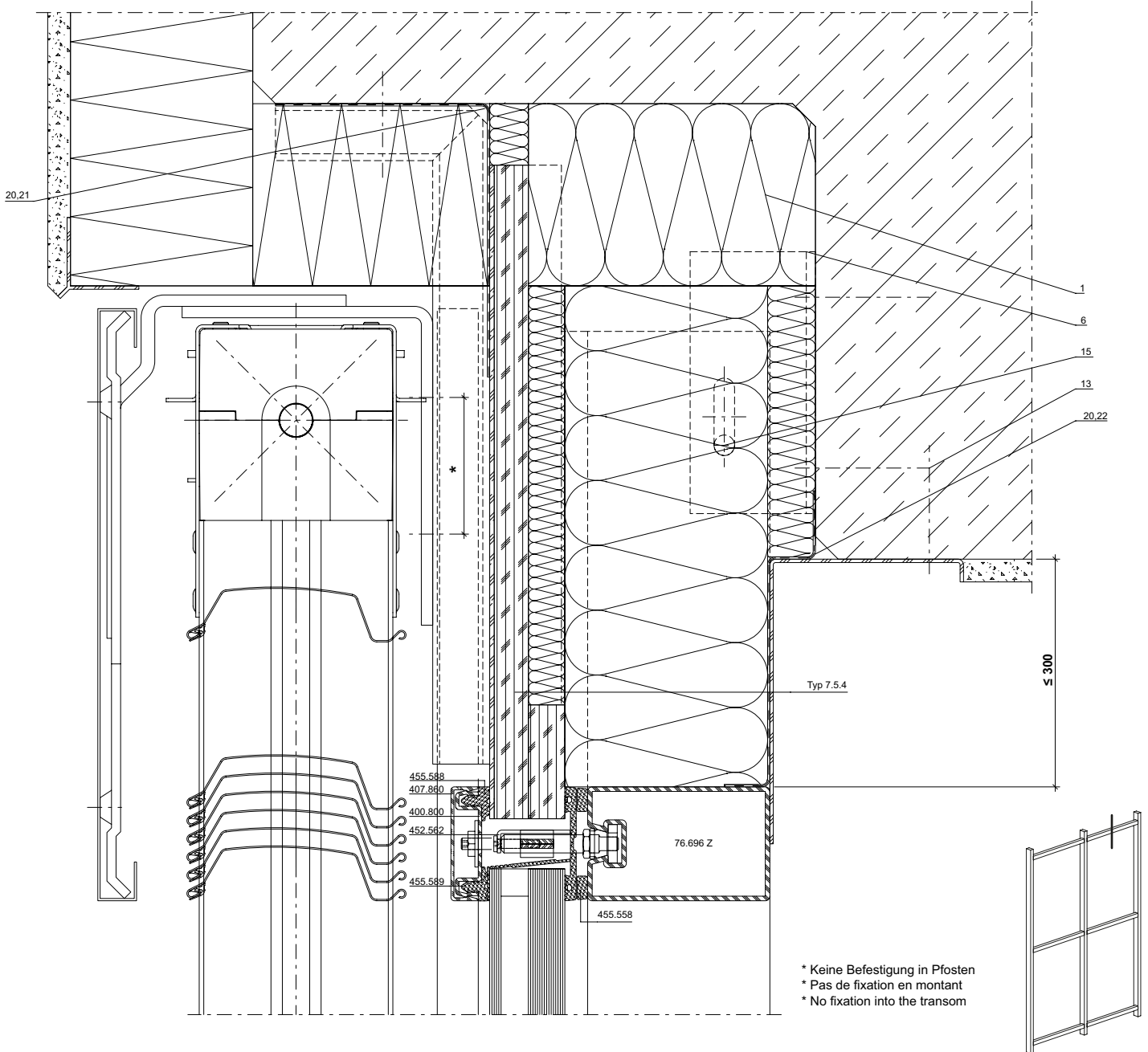
51-0501-A-018



Deckenanschluss

Fixation au plafond

Intermediate floor attachment



DXF DWG

51-0501-A-020

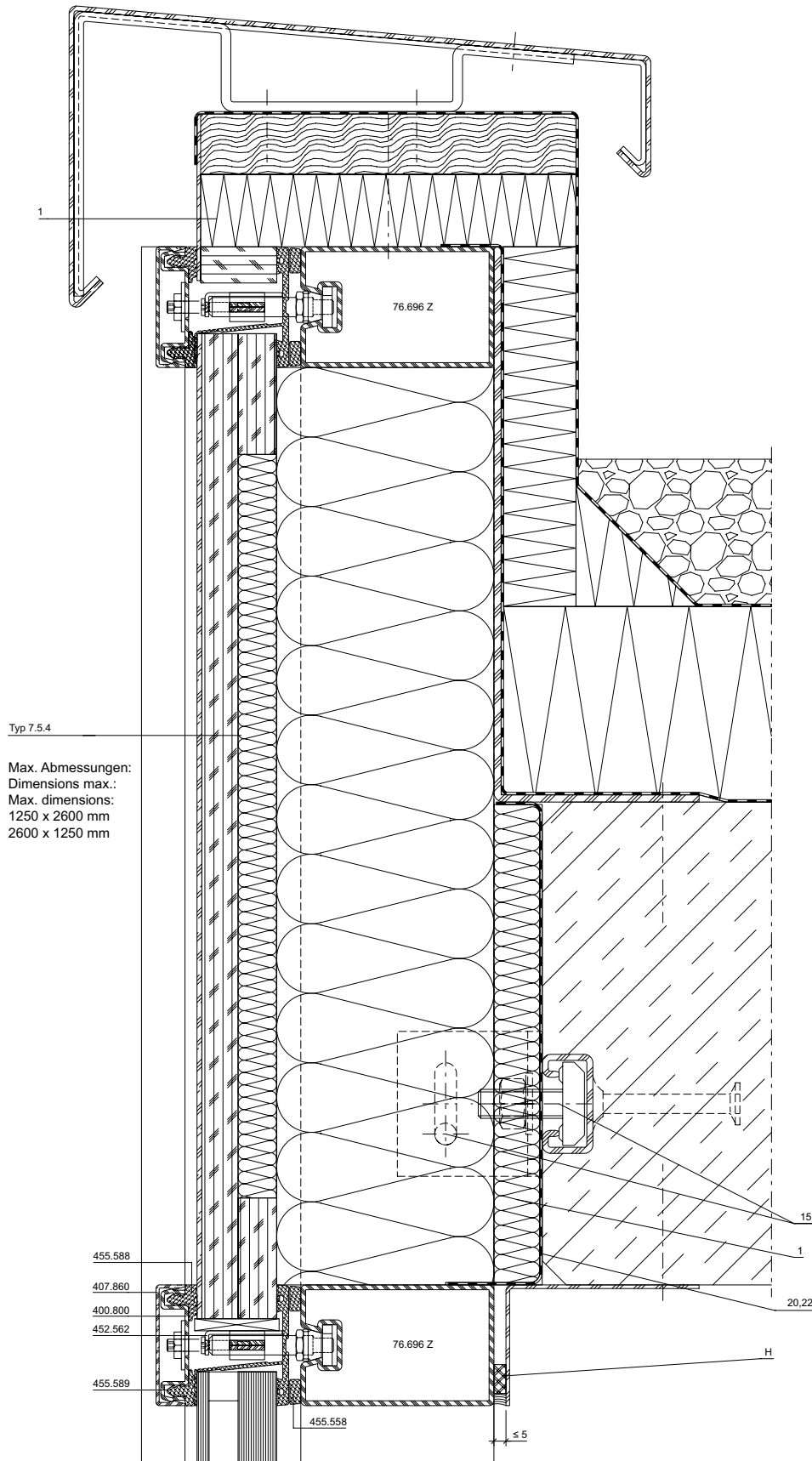
Anschlüsse am Bau im Masstab 1:2  
 Raccords au mur à l'échelle 1:2  
 Attachment to structure on scale 1:2

VISS Fire EI30 Fassade/Trennwand  
 VISS Fire EI30 façade/cloison  
 VISS Fire EI30 façade/partition wall

Deckenanschluss

Fixation au plafond

Intermediate floor attachment



**DXF** **DWG**

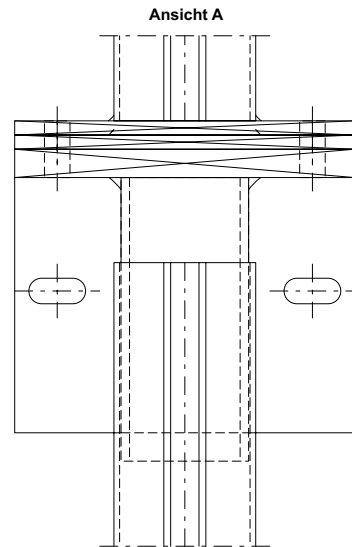

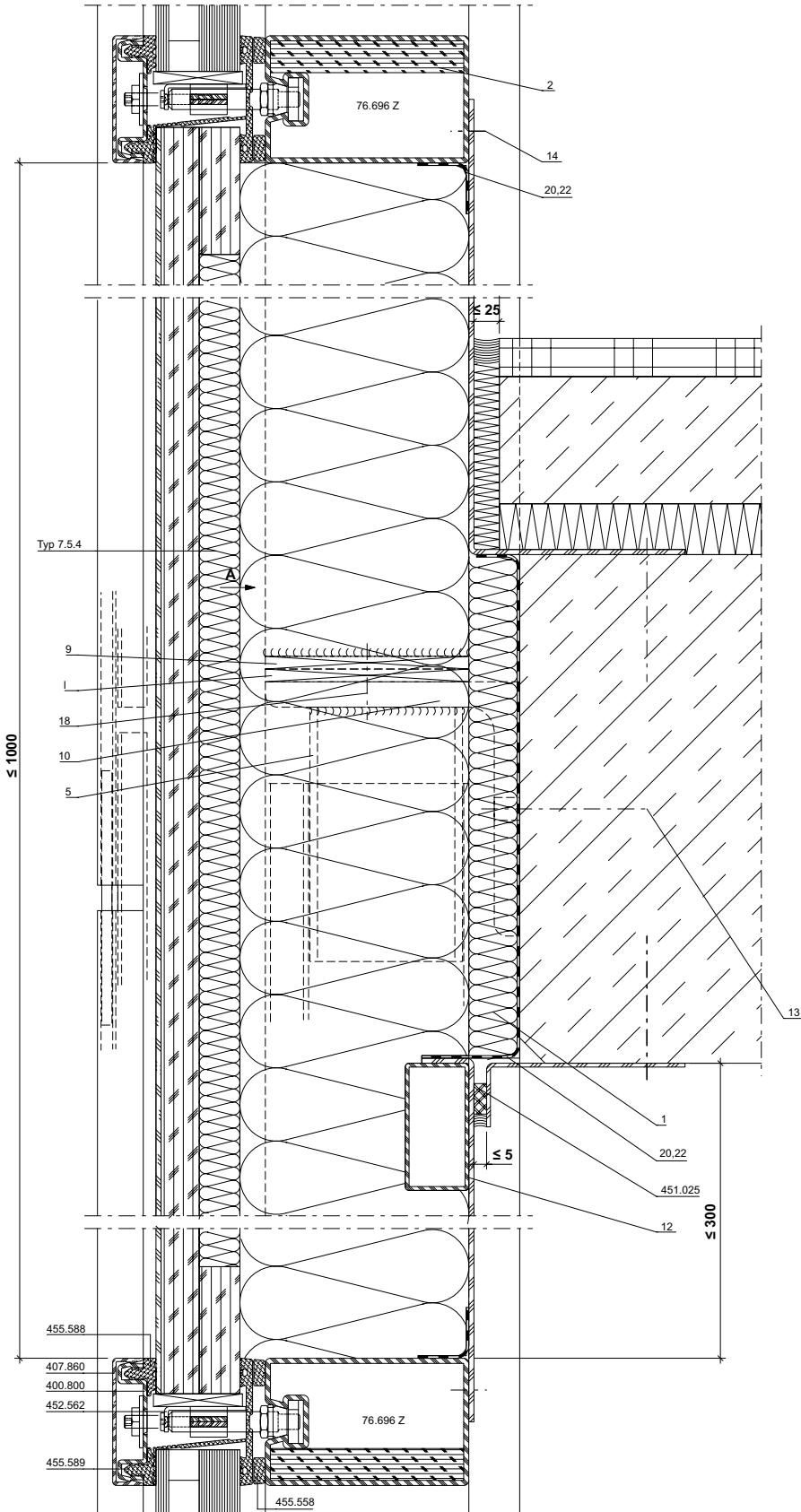
51-0501-A-022

Anschlüsse am Bau  
 Raccords au mur  
 Attachment to structure

VISS Fire EI30 Fassade/Trennwand  
 VISS Fire EI30 façade/cloison  
 VISS Fire EI30 façade/partition wall

Boden- / Deckenanschluss vorge setzt Raccord intermédiaire

Forward-mounted floor /  
 ceiling attachment



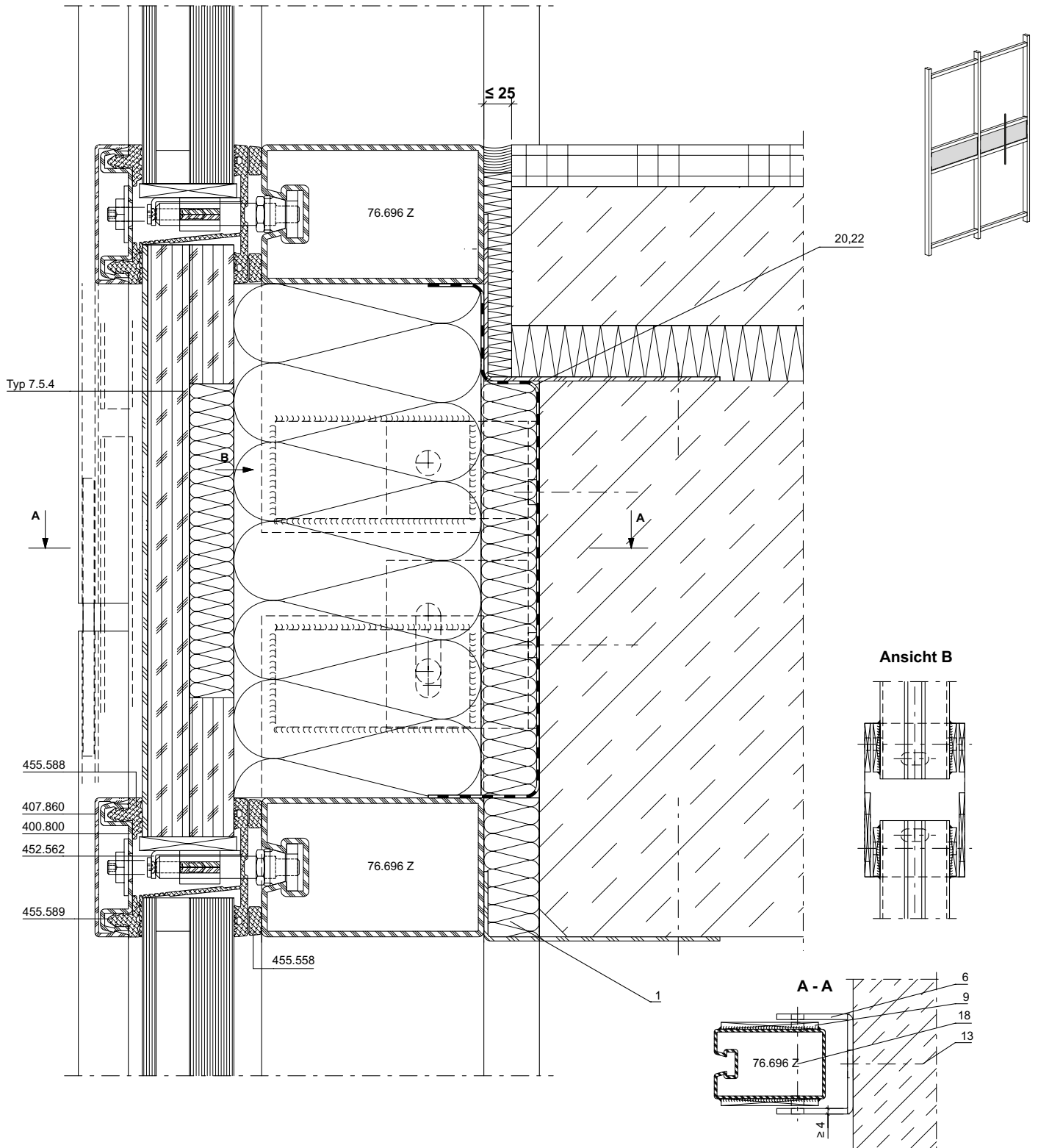
DXF DWG

51-0501-A-024

Boden- / Deckenanschluss vorge setzt

Raccord intermédiaire

Forward-mounted floor /  
 ceiling attachment



DXF DWG

51-0501-A-028

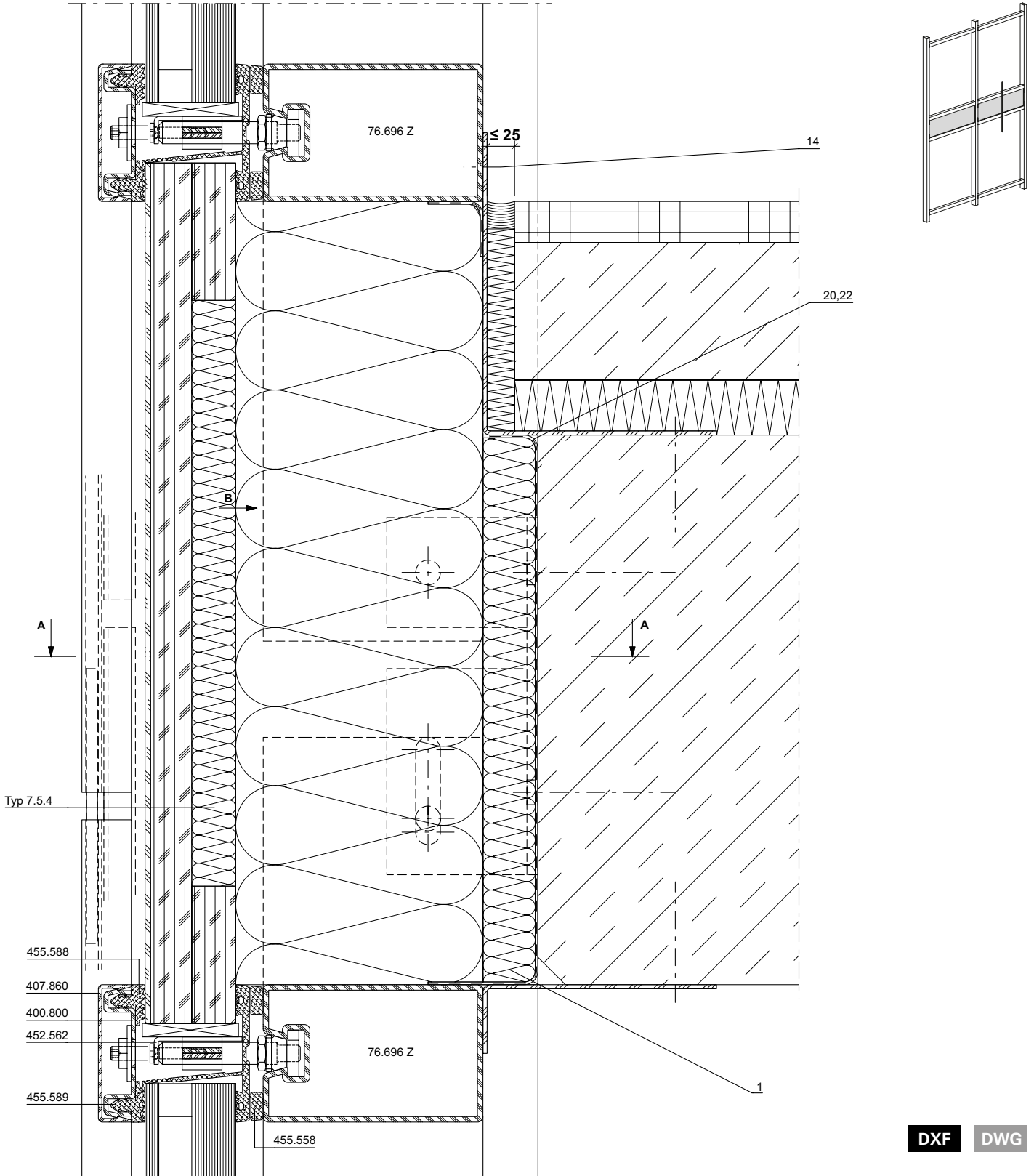
Anschlüsse am Bau im Massstab 1:2  
Raccords au mur à l'échelle 1:2  
Attachment to structure on scale 1:2

VISS Fire EI30 Fassade/Trennwand  
VISS Fire EI30 façade/cloison  
VISS Fire EI30 façade/partition wall

Boden- / Deckenanschluss vorge setzt

Raccord intermédiaire

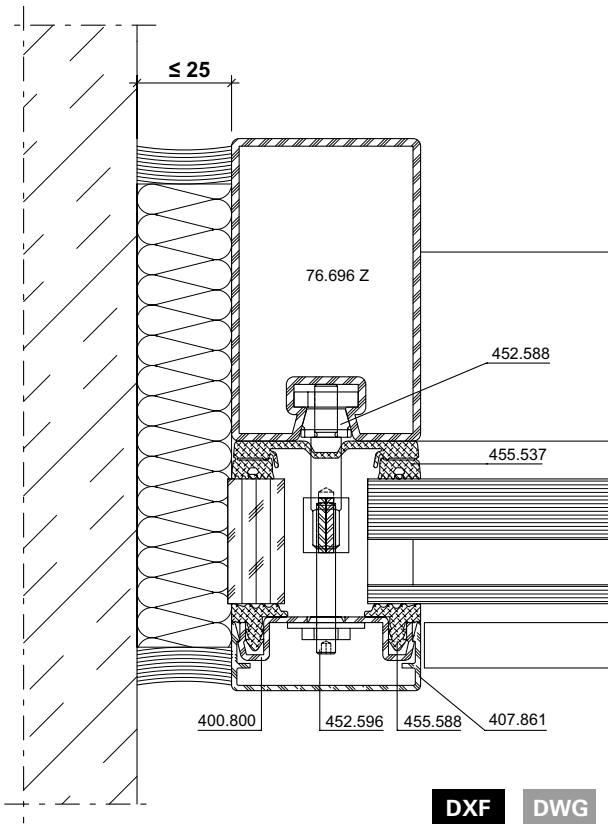
Forward-mounted floor /  
ceiling attachment



Wandanschluss

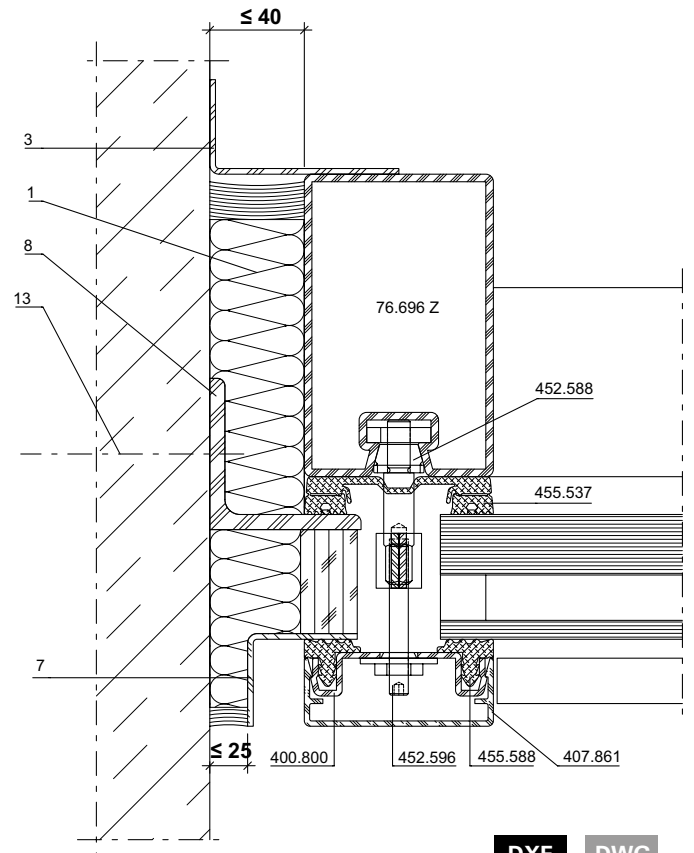
Raccordement au mur

Wall attachment



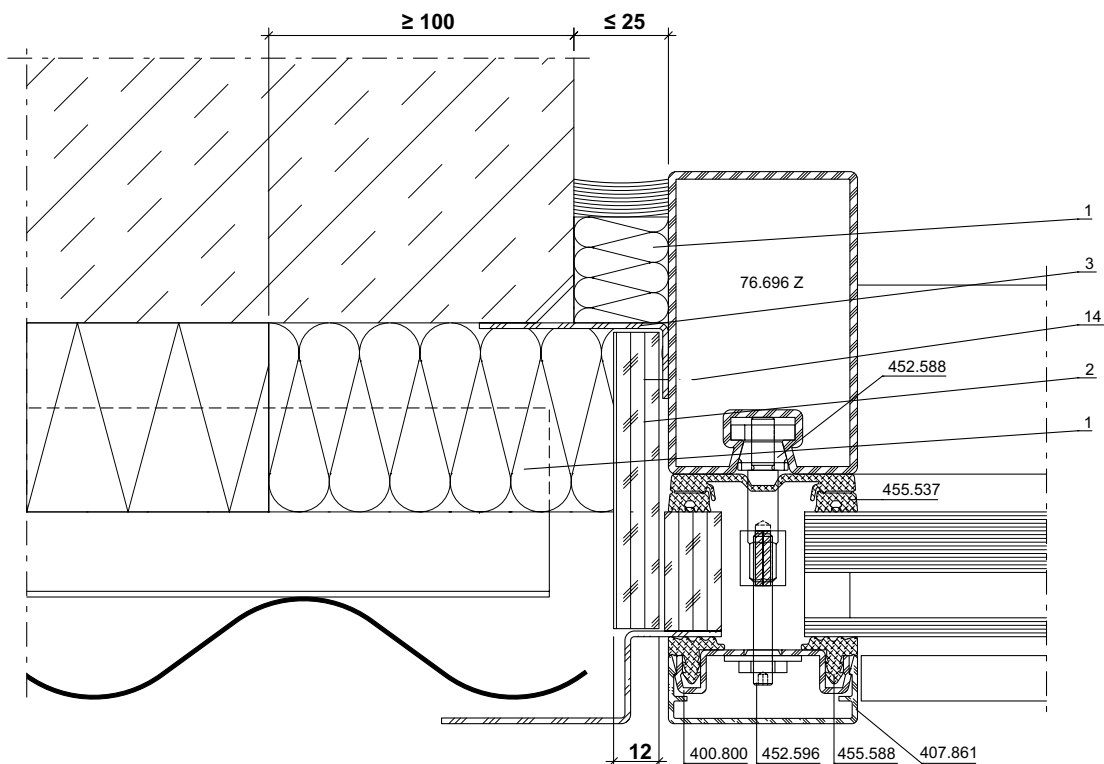
DXF DWG

51-0501-A-040



DXF DWG

51-0501-A-042



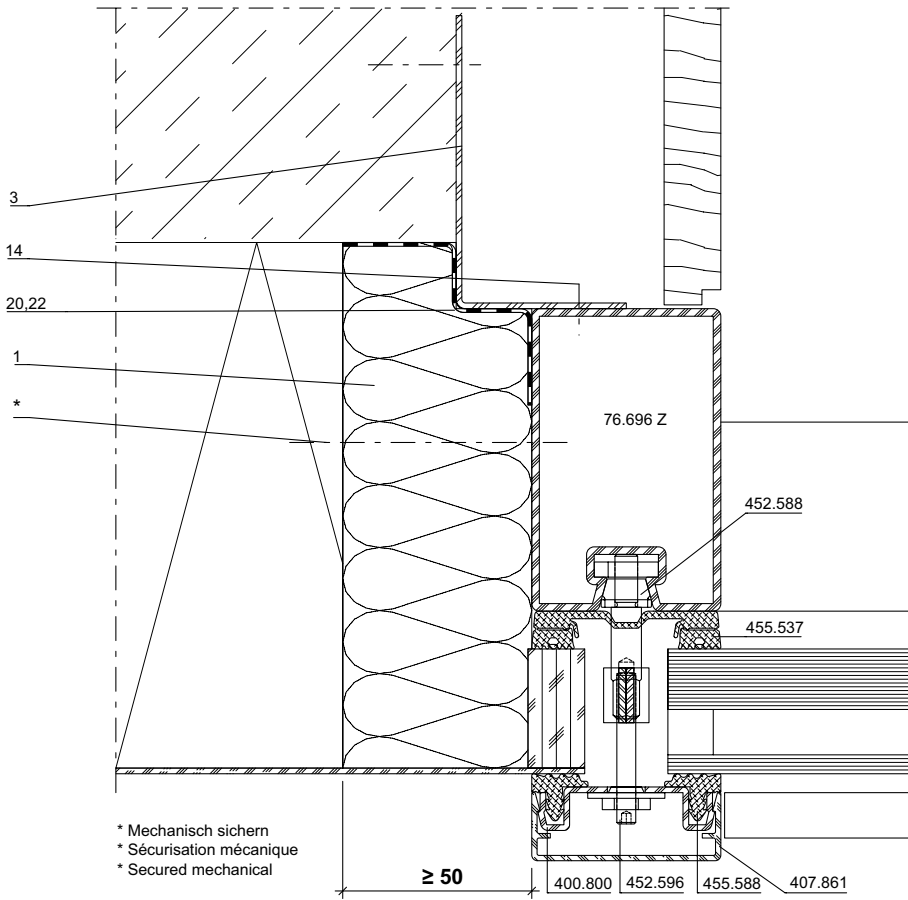
DXF DWG

51-0501-A-043

**Wandanschluss**

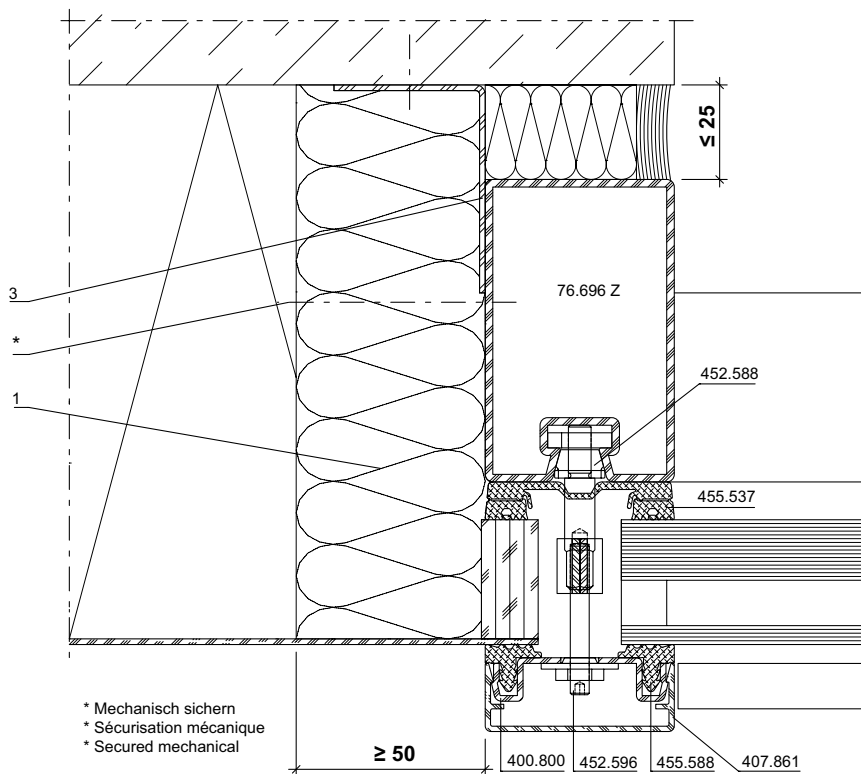
**Raccordement au mur**

**Wall attachment**



**DXF** **DWG**

51-0501-A-044



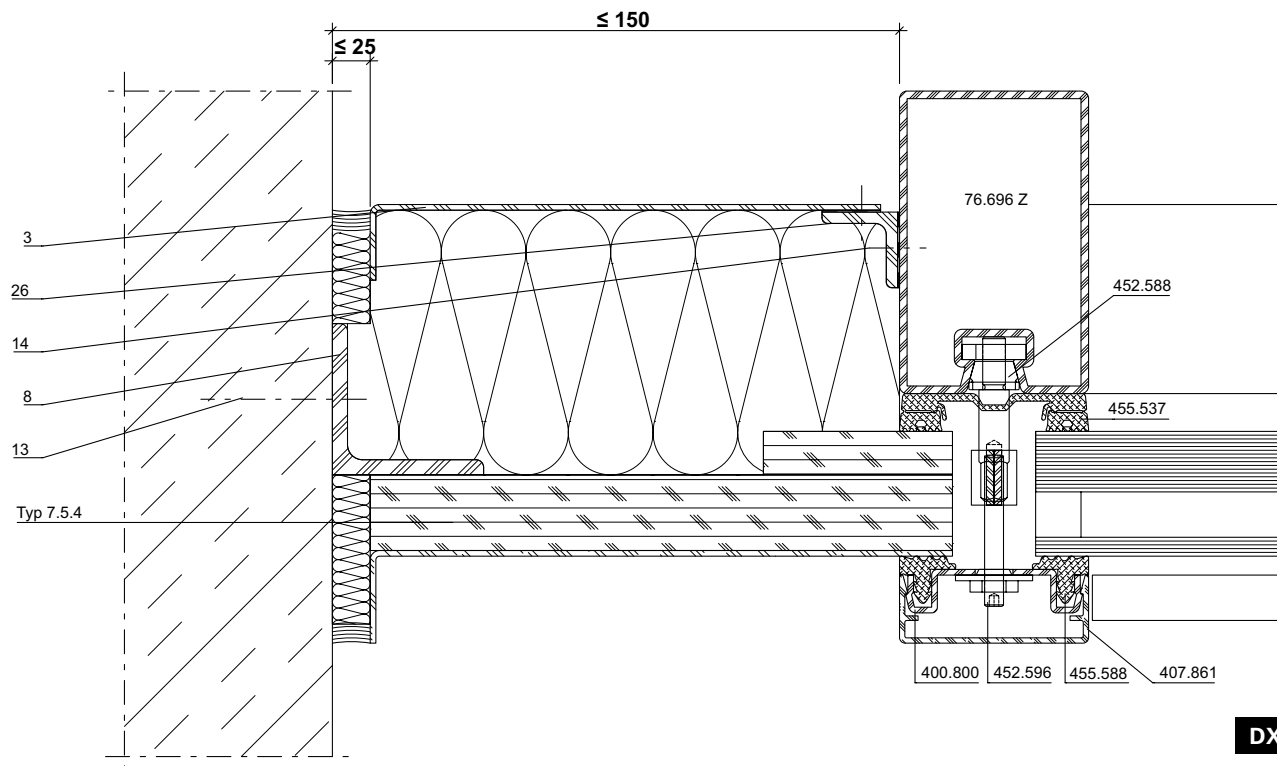
**DXF** **DWG**

51-0501-A-045

Wandanschluss

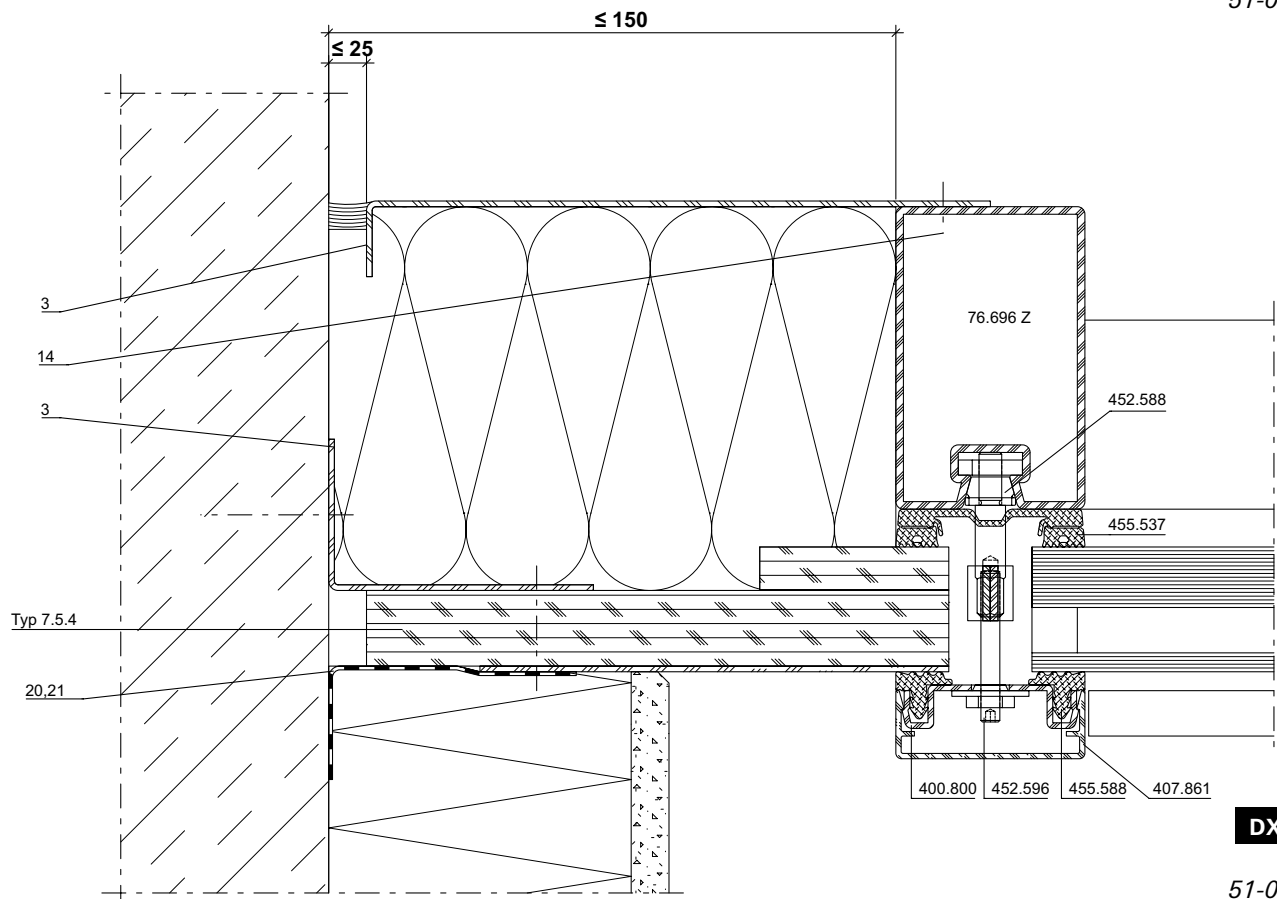
Raccordement au mur

Wall attachment



DXF DWG

51-0501-A-046



DXF DWG

51-0501-A-047



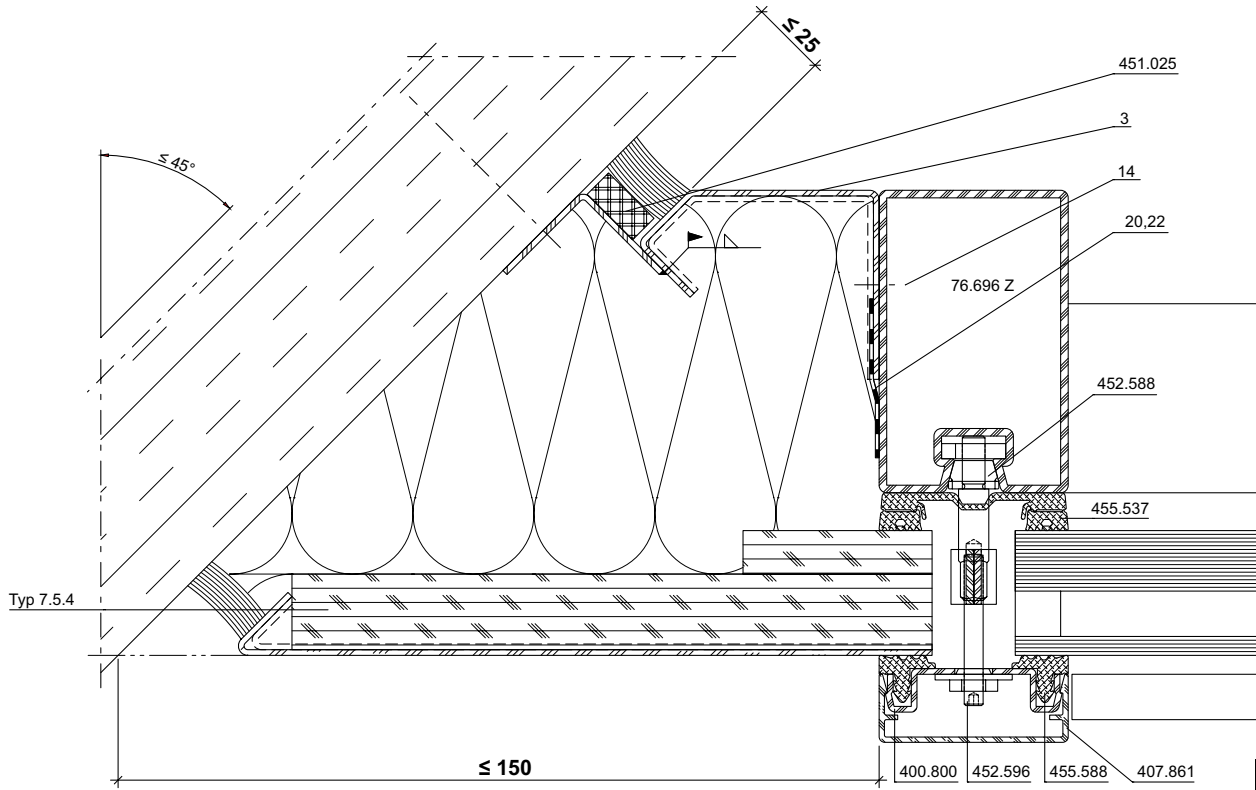
**Anschlüsse am Bau im Massstab 1:2**  
**Raccords au mur à l'échelle 1:2**  
**Attachment to structure on scale 1:2**

**VISS Fire EI30 Fassade/Trennwand**  
**VISS Fire EI30 façade/cloison**  
**VISS Fire EI30 façade/partition wall**

**Wandanschluss**

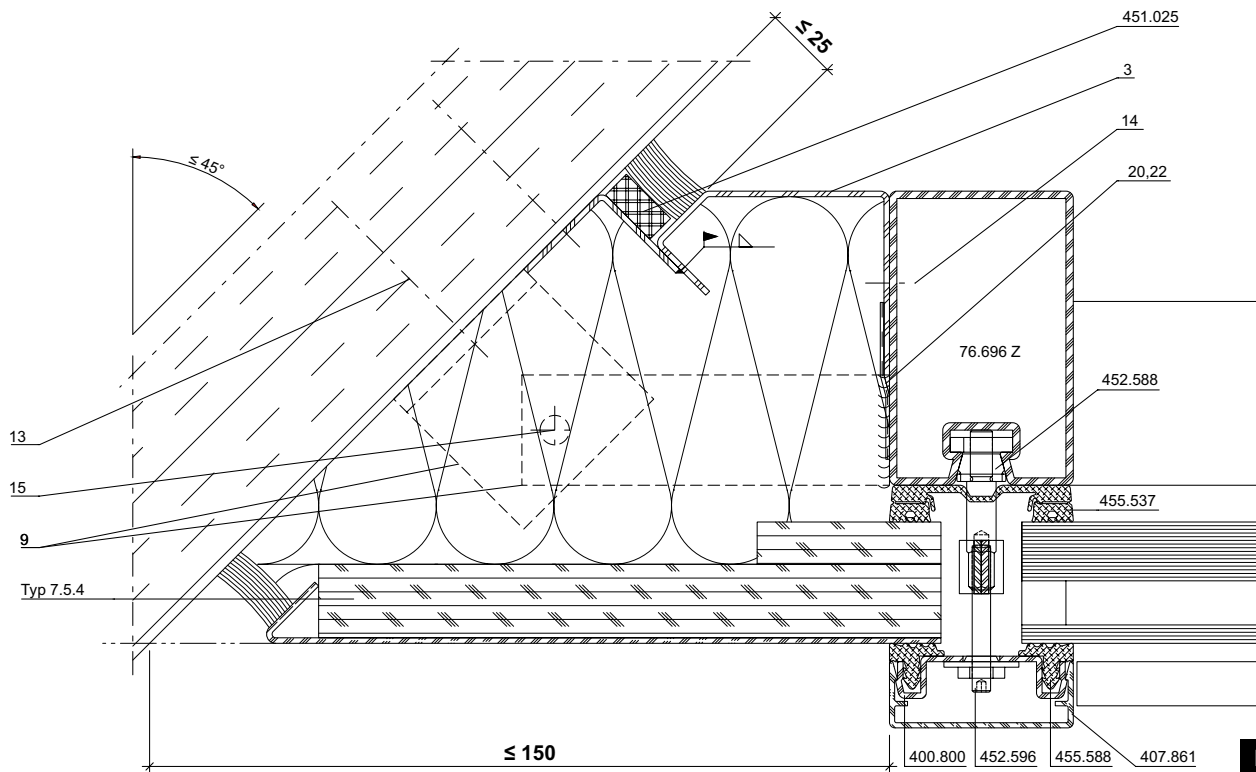
**Raccordement au mur**

**Wall attachment**



**DXF DWG**

51-0501-A-053



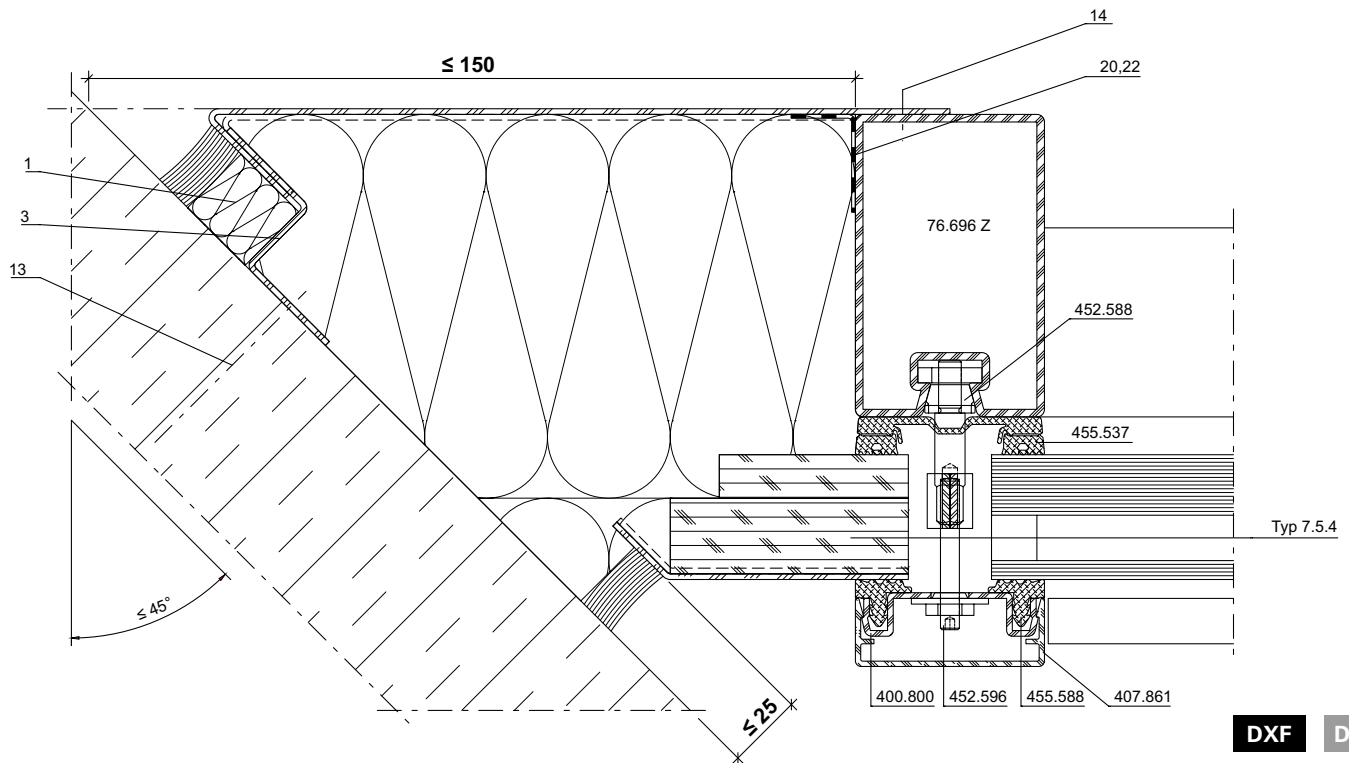
**DXF DWG**

51-0501-A-054

Wandanschluss

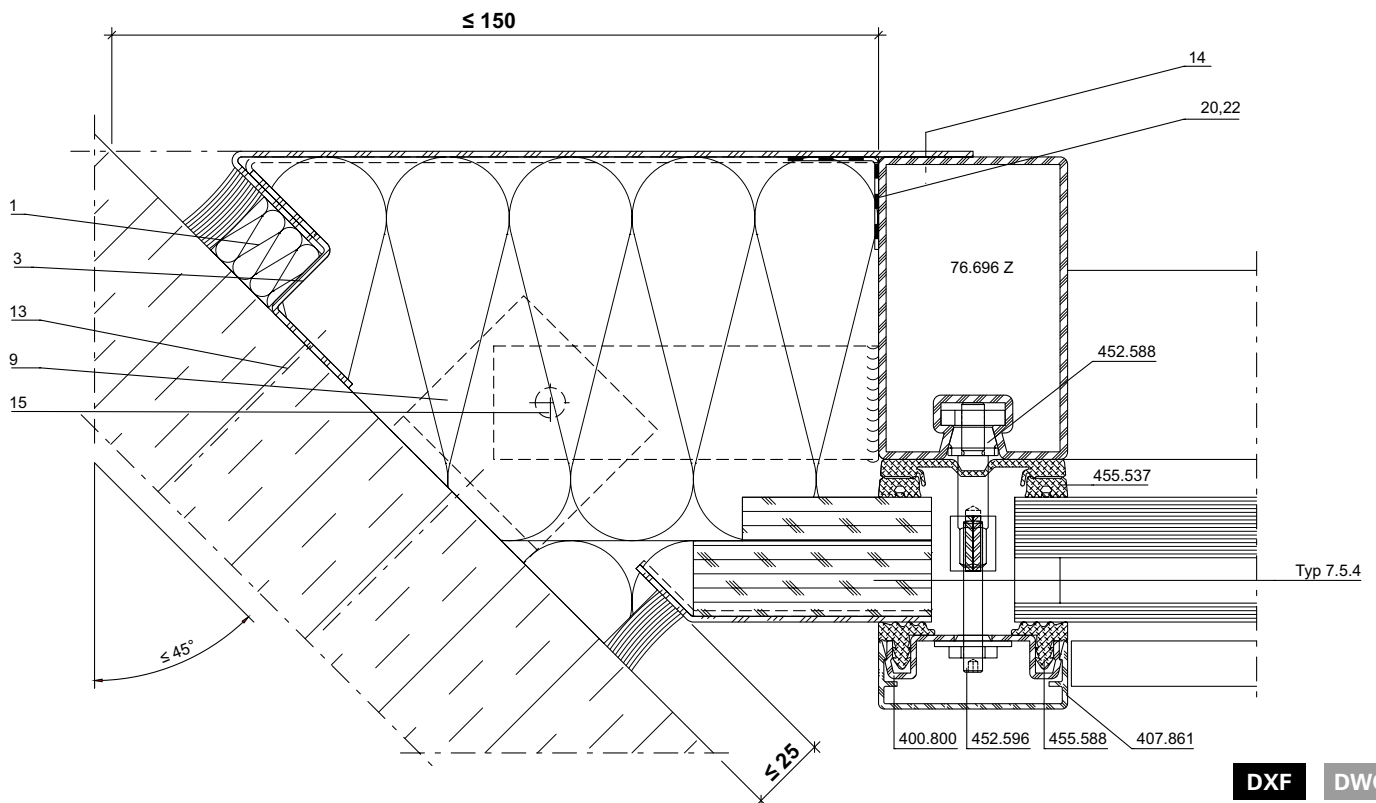
Raccordement au mur

Wall attachment



DXF DWG

51-0501-A-055



DXF DWG

51-0501-A-056

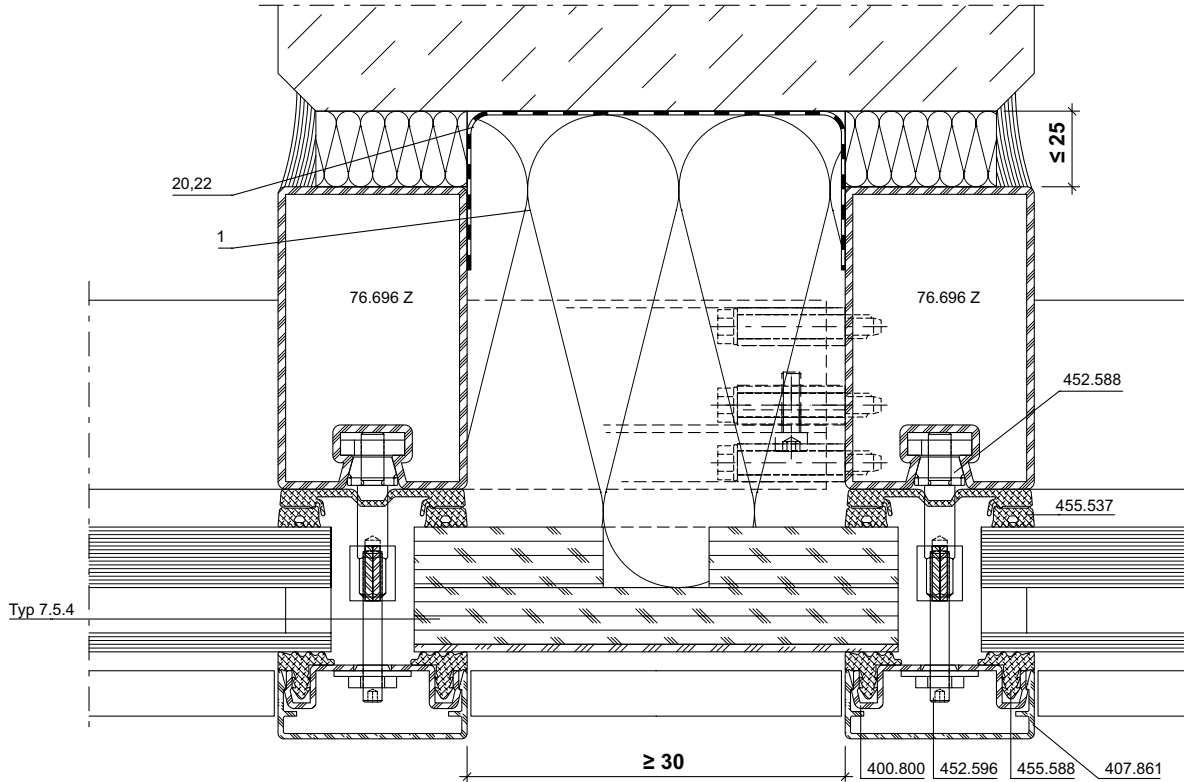
Anschlüsse am Bau im Massstab 1:2  
Raccords au mur à l'échelle 1:2  
Attachment to structure on scale 1:2

VISS Fire EI30 Fassade/Trennwand  
VISS Fire EI30 façade/cloison  
VISS Fire EI30 façade/partition wall

Wandanschluss vorge setzt

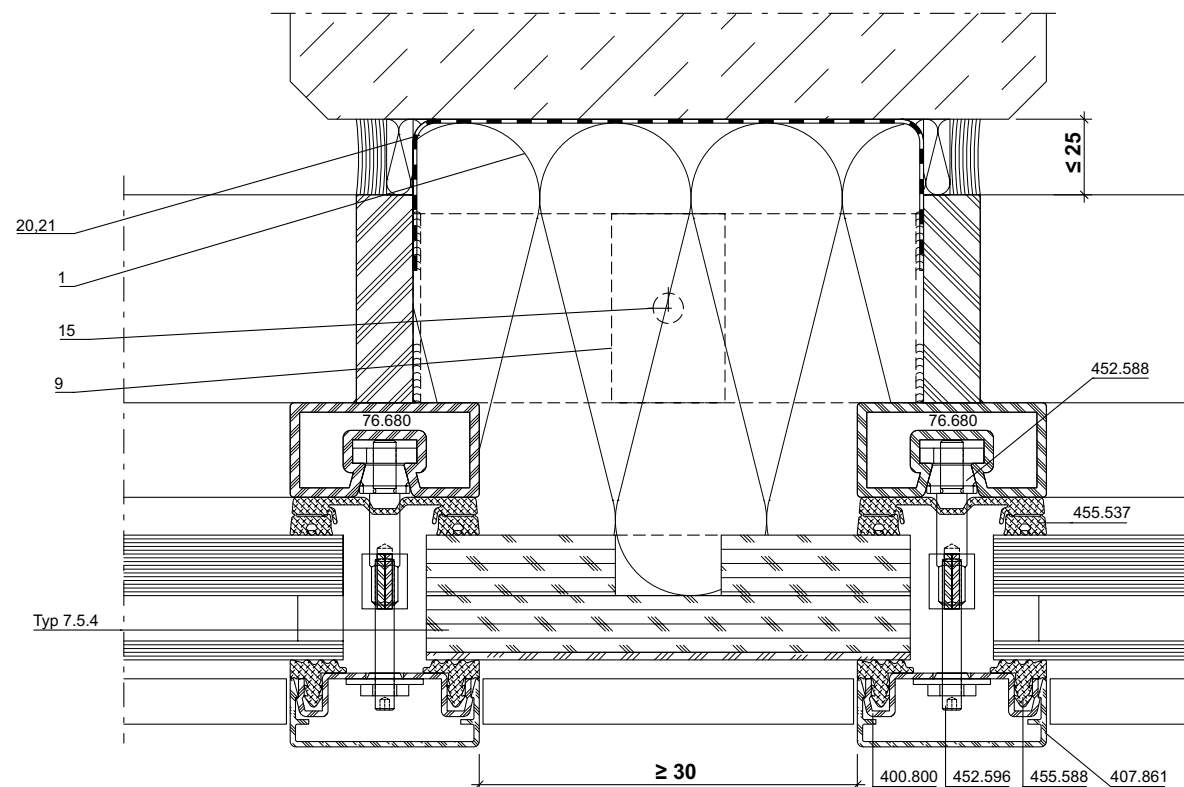
Raccordement au mur intermédiaire

Forward-mounted wall attachment



DXF DWG

51-0501-A-057



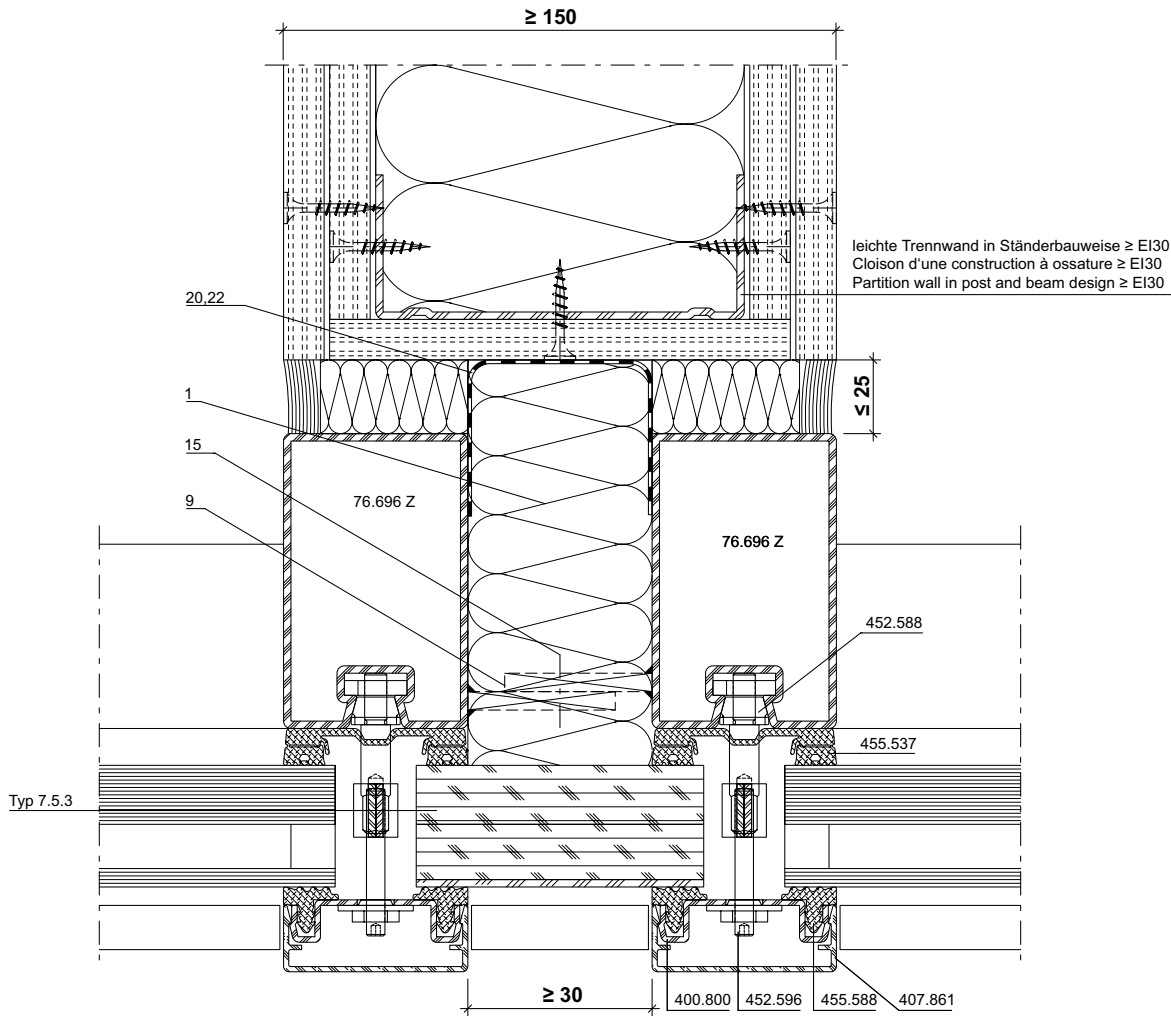
DXF DWG

51-0501-A-058

Wandanschluss vorge setzt

Raccordement au mur intermédiaire

Forward-mounted wall attachment



DXF DWG

51-0501-A-060

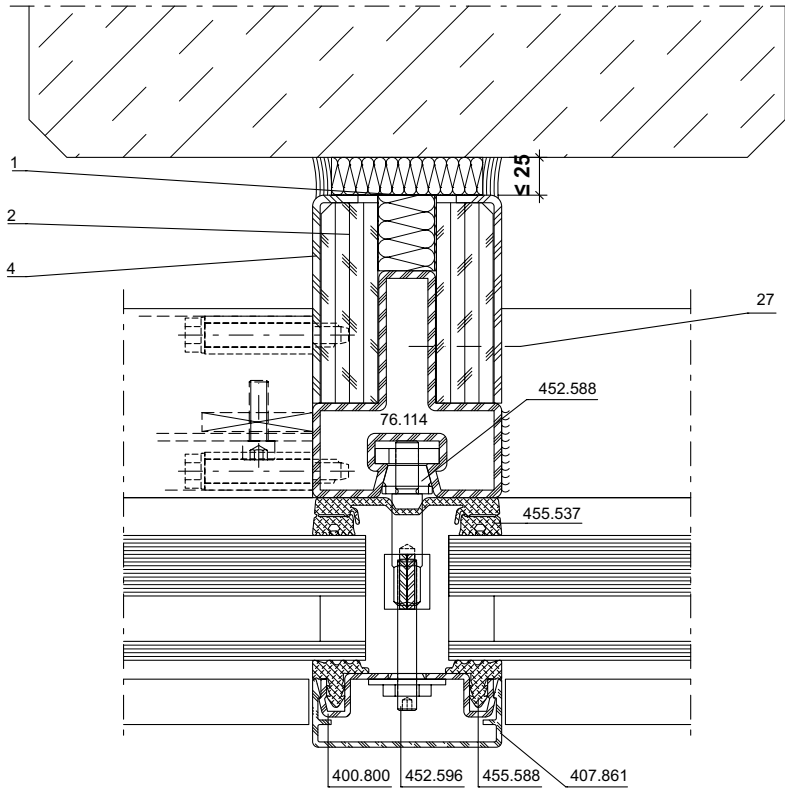
Anschlüsse am Bau im Massstab 1:2  
Raccords au mur à l'échelle 1:2  
Attachment to structure on scale 1:2

VISS Fire EI30 Fassade/Trennwand  
VISS Fire EI30 façade/cloison  
VISS Fire EI30 façade/partition wall

Wandanschluss vorge setzt

Raccordement au mur intermédiaire

Forward-mounted wall attachment



DXF

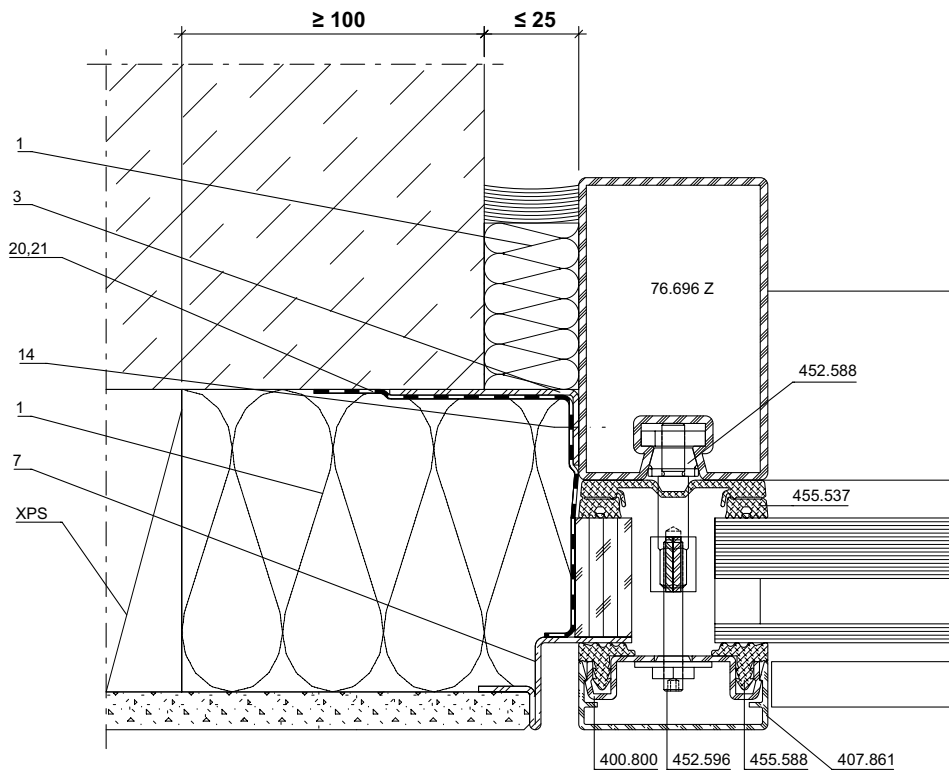
DWG

51-0501-A-061

Wandanschluss

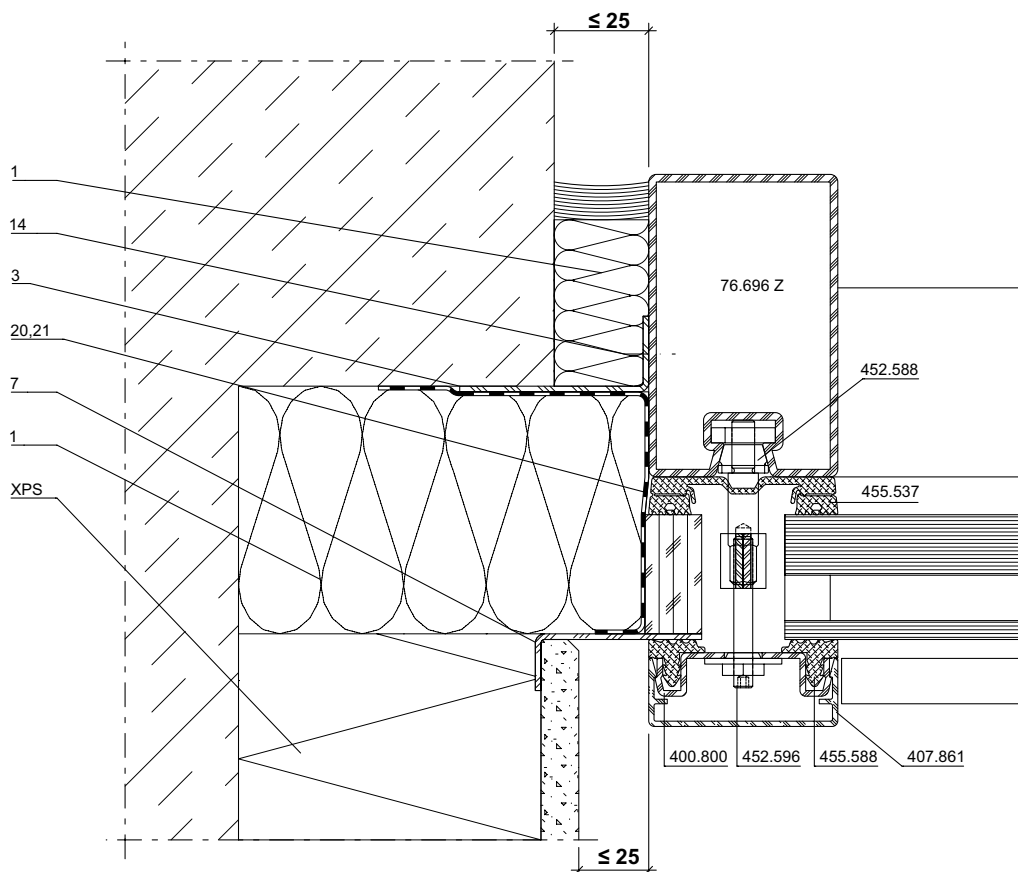
Raccordement au mur

Wall attachment



DXF DWG

51-0501-A-069



DXF DWG

51-0501-A-070

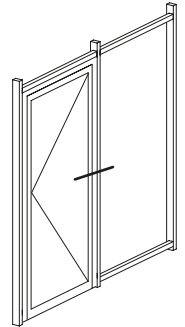
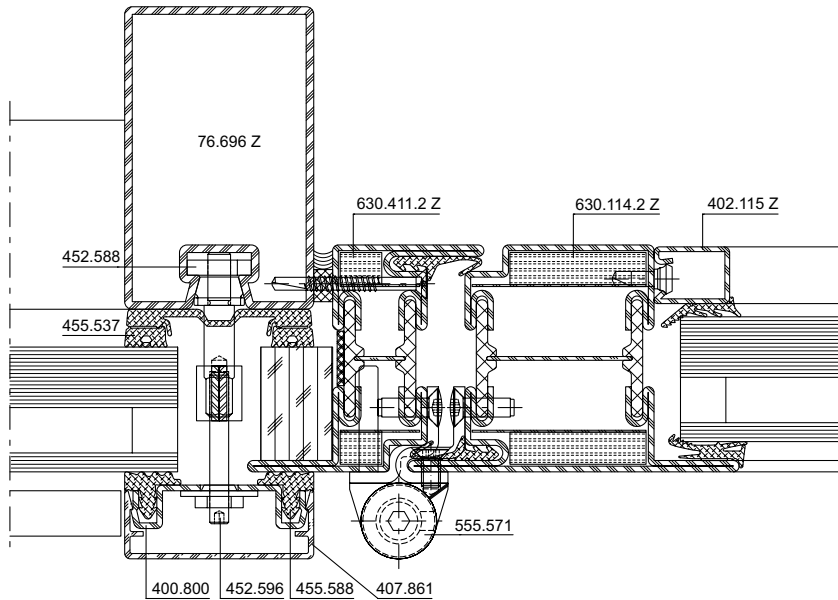
**Konstruktionsdetails im Masstab 1:2**  
**Détails de construction à l'échelle 1:2**  
**Construction details on scale 1:2**

VISS Fire EI30 Fassade/Trennwand  
VISS Fire EI30 façade/cloison  
VISS Fire EI30 façade/partition wall

**Einsatzelement**  
**Janisol 2 EI30 Türe**

**Élément de remplissage**  
**Porte Janisol 2 EI30**

**Infill element**  
**Janisol 2 EI30 door**



**DXF** **DWG**

51-0501-K-022

Türeinbau und Abmessungen  
siehe nationale Zulassungen  
und Klassifizierungsbericht  
13-003089-PR01.

Montage et dimensions de la porte,  
voir les approbations nationales  
et le rapport de classification  
13-003089-PR01.

Door installations and dimensions,  
see national approvals and  
classification report 13-003089-PR01.

**System-Hinweise**

**Remarques concernant les systèmes**

**System instructions**

VISS Fire EI30 Fassade/Trennwand

VISS Fire EI30 façade/cloison

VISS Fire EI30 façade/partition wall

**VISS 50 mm**

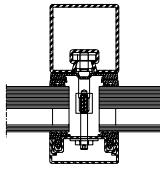
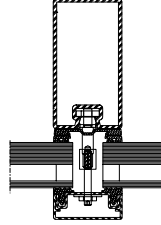
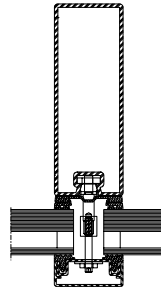
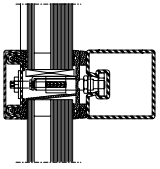
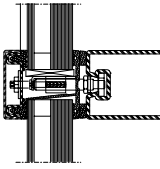
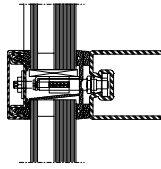
**U<sub>f</sub>-Werte nach EN 10077-2**

**VISS 50 mm**

**Valeurs U<sub>f</sub> selon EN 10077-2**

**VISS 50 mm**

**U<sub>f</sub> values according to 10077-2**

						
<b>Glas</b> <b>Verre</b> <b>Glass</b>	Pfosten 50/50 Montant 50/50 Mullion 50/50	Pfosten 50/95 Montant 50/95 Mullion 50/95	Pfosten 50/140 Montant 50/140 Mullion 50/140	Riegel 50/50 Traverse 50/50 Transom 50/50	Riegel 50/95 Traverse 50/95 Transom 50/95	Riegel 50/140 Traverse 50/140 Transom 50/140
20 mm	1,7 W/m <sup>2</sup> K	1,8 W/m <sup>2</sup> K	1,8 W/m <sup>2</sup> K	1,5 W/m <sup>2</sup> K	1,6 W/m <sup>2</sup> K	1,6 W/m <sup>2</sup> K
30 mm	1,6 W/m <sup>2</sup> K	1,6 W/m <sup>2</sup> K	1,6 W/m <sup>2</sup> K	1,4 W/m <sup>2</sup> K	1,4 W/m <sup>2</sup> K	1,4 W/m <sup>2</sup> K
40 mm	1,5 W/m <sup>2</sup> K	1,5 W/m <sup>2</sup> K	1,5 W/m <sup>2</sup> K	1,3 W/m <sup>2</sup> K	1,3 W/m <sup>2</sup> K	1,3 W/m <sup>2</sup> K
50 mm	1,4 W/m <sup>2</sup> K	1,4 W/m <sup>2</sup> K	1,5 W/m <sup>2</sup> K	1,2 W/m <sup>2</sup> K	1,2 W/m <sup>2</sup> K	1,2 W/m <sup>2</sup> K
60 mm	1,4 W/m <sup>2</sup> K	1,4 W/m <sup>2</sup> K	1,4 W/m <sup>2</sup> K	1,1 W/m <sup>2</sup> K	1,2 W/m <sup>2</sup> K	1,2 W/m <sup>2</sup> K
70 mm	1,3 W/m <sup>2</sup> K	1,3 W/m <sup>2</sup> K	1,4 W/m <sup>2</sup> K	1,1 W/m <sup>2</sup> K	1,1 W/m <sup>2</sup> K	1,1 W/m <sup>2</sup> K

Der Einfluss der Schraubenbefestigung in Höhe von 0.14 W/m<sup>2</sup>K ist berücksichtigt.

L'influence de la fixation à vis de 0.14 W/m<sup>2</sup>K est prise en compte.

The 0.14 W/m<sup>2</sup>K influence of the screw fixing is taken into account.



**System-Hinweise**

**Remarques concernant les systèmes**

**System instructions**

VISS Fire EI30 Fassade/Trennwand

VISS Fire EI30 façade/cloison

VISS Fire EI30 façade/partition wall

**VISS 60 mm**

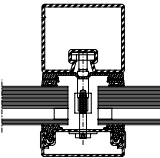
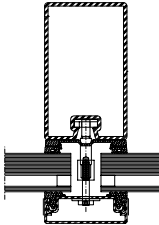
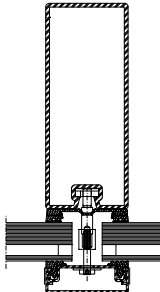
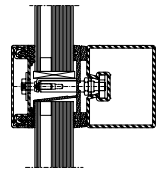
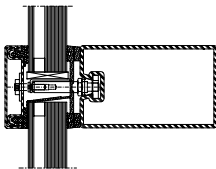
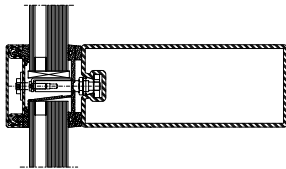
**U<sub>f</sub>-Werte nach EN 10077-2**

**VISS 60 mm**

**Valeurs U<sub>f</sub> selon EN 10077-2**

**VISS 60 mm**

**U<sub>f</sub> values according to 10077-2**

						
<b>Glas</b>	Pfosten 60/50	Pfosten 60/100	Pfosten 60/150	Riegel 60/50	Riegel 60/100	Riegel 60/150
<b>Verre</b>	Montant 60/50	Montant 60/100	Montant 60/150	Traverse 60/50	Traverse 60/100	Traverse 60/150
<b>Glass</b>	Mullion 60/50	Mullion 60/100	Mullion 60/150	Transom 60/50	Transom 60/100	Transom 60/150
20 mm	<b>1,6 W/m<sup>2</sup>K</b>	<b>1,7 W/m<sup>2</sup>K</b>	<b>1,7 W/m<sup>2</sup>K</b>	<b>1,4 W/m<sup>2</sup>K</b>	<b>1,5 W/m<sup>2</sup>K</b>	<b>1,5 W/m<sup>2</sup>K</b>
30 mm	<b>1,5 W/m<sup>2</sup>K</b>	<b>1,5 W/m<sup>2</sup>K</b>	<b>1,5 W/m<sup>2</sup>K</b>	<b>1,3 W/m<sup>2</sup>K</b>	<b>1,3 W/m<sup>2</sup>K</b>	<b>1,3 W/m<sup>2</sup>K</b>
40 mm	<b>1,3 W/m<sup>2</sup>K</b>	<b>1,4 W/m<sup>2</sup>K</b>	<b>1,4 W/m<sup>2</sup>K</b>	<b>1,1 W/m<sup>2</sup>K</b>	<b>1,2 W/m<sup>2</sup>K</b>	<b>1,2 W/m<sup>2</sup>K</b>
50 mm	<b>1,2 W/m<sup>2</sup>K</b>	<b>1,3 W/m<sup>2</sup>K</b>	<b>1,3 W/m<sup>2</sup>K</b>	<b>1,1 W/m<sup>2</sup>K</b>	<b>1,1 W/m<sup>2</sup>K</b>	<b>1,1 W/m<sup>2</sup>K</b>
60 mm	<b>1,2 W/m<sup>2</sup>K</b>	<b>1,2 W/m<sup>2</sup>K</b>	<b>1,2 W/m<sup>2</sup>K</b>	<b>1,0 W/m<sup>2</sup>K</b>	<b>1,0 W/m<sup>2</sup>K</b>	<b>1,0 W/m<sup>2</sup>K</b>
70 mm	<b>1,1 W/m<sup>2</sup>K</b>	<b>1,2 W/m<sup>2</sup>K</b>	<b>1,2 W/m<sup>2</sup>K</b>	<b>0,96 W/m<sup>2</sup>K</b>	<b>0,97 W/m<sup>2</sup>K</b>	<b>0,98 W/m<sup>2</sup>K</b>

Der Einfluss der Schraubenbefestigung in Höhe von 0.14 W/m<sup>2</sup>K ist berücksichtigt.

L'influence de la fixation à vis de 0.14 W/m<sup>2</sup>K est prise en compte.

The 0.14 W/m<sup>2</sup>K influence of the screw fixing is taken into account.

---

**Inhaltsverzeichnis**  
**Sommaire**  
**Content**

---

---

VISS Fire  
VISS Fire  
VISS Fire

---

---

**Systemübersicht**

Merkmale  
Zulassungen  
Typenübersicht

**Sommaire du système**

Caractéristiques  
Homologations  
Sommaire des types

**Summary of system**

Characteristics  
Authorisations  
Summary of types

**78**

---

**Profilsortiment**

Profile  
Deckprofile

**Assortiment de profilé**

Profilés  
Profilés de recouvrement

**Range of profiles**

Profiles  
Cover sections

**83**

---

**Konstruktions-Hinweise**

Schnittpunkte  
Konstruktionsdetails  
Anschlüsse am Bau

**Consignes de construction**

Coupes de détails  
Détails de construction  
Raccordement au mur

**Construction instructions**

Section details  
Construction details  
Attachment to structure

**86**

**Merkmale**  
**Caractéristiques**  
**Characteristics**

VISS Fire  
VISS Fire  
VISS Fire

## VISS Fire

Wärmegeämmte, auf dem System der Trockenverglasung basierende Pfosten-Riegelkonstruktion für Brandschutz-Fassaden.

**Anwendung:**  
**E30**  
**EI30 / EI60 / EI90**

## VISS Fire

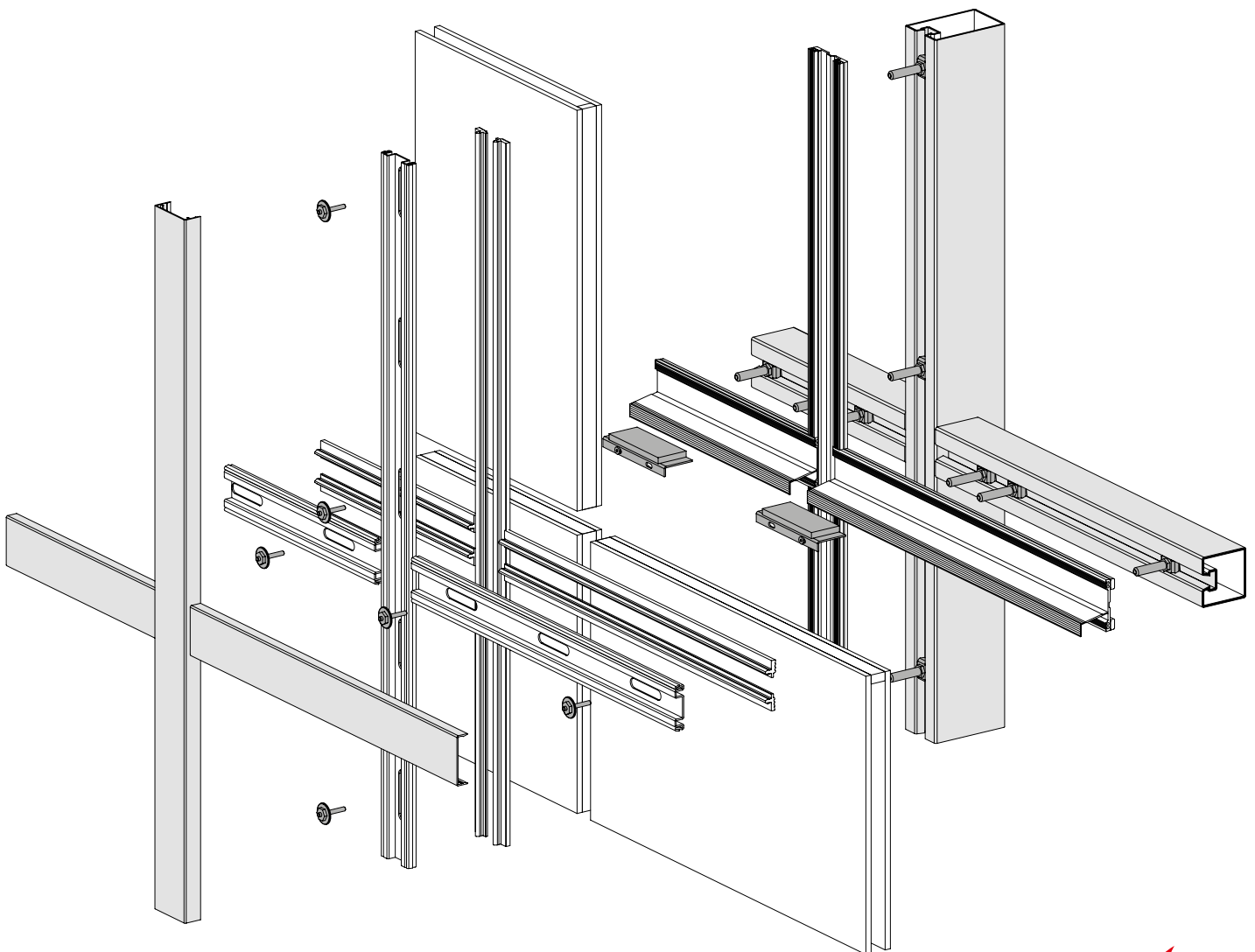
Construction à montants et traverses à rupture de pont thermique basée sur le système de vitrage à sec pour façades de protection incendie.

**Application:**  
**E30**  
**EI30 / EI60 / EI90**

## VISS Fire

Fully insulated curtain walling system, suitable for fire protection façades, using mullions and transoms and based on the dry glazing system.

**Application:**  
**E30**  
**EI30 / EI60 / EI90**



Zulassungen/Prüfungen  
Homologations/Essais  
Authorisations/Tests

VISS Fire  
VISS Fire  
VISS Fire

#### VISS Fire

#### VISS Fire

#### VISS Fire

##### Produktnorm Vorhangsfassade EN 13830

Luftdurchlässigkeit (EN 12152) AE  
Schlagregendichtheit (EN 12154) RE 1200  
Widerstandsfähigkeit bei Windlast  
(EN 13116)  
zulässige Last 2000 Pa  
erhöhte Last 3000 Pa  
Stoßfestigkeit (EN 14019) I5/E5

Prüfbericht 108 28793,  
Gutachten 155 28793 und  
Klassifizierungsbericht 100 28793,  
ift DE-Rosenheim

##### Luftschalldämmung

nach EN ISO 140-3 (1993) und ISO/DIS  
717-1 (1993), DIN 52210:

$R_w = 42$  dB (bei Füllelementwert  
mind.  $R_w = 42$  dB)

Gutachtliche Stellungnahme vom  
13.9.1996 der EMPA, Dübendorf/CH

##### Norme de produit façade rideau EN 13830

Perméabilité à l'air (EN 12152) AE  
Étanchéité à la pluie battante (EN 12154)  
RE 1200  
Résistance à la charge du vent (EN 13116)  
Charge admissible 2000 pa  
Charge élevée 3000 Pa  
Résistance aux chocs (EN 14019) I5/E5

Rapport d'essai 108 28793,  
expertise 155 28793 et rapport de  
classification 100 28793,  
ift DE-Rosenheim

##### Isolément contre les sons aériens selon EN ISO 140-3 (1993) et ISO/DIS 717-1 (1993), DIN 52210:

$R_w = 42$  dB (avec valeur du  
remplissage min.  $R_w = 42$  dB)

Expertise de l'EMPA Dübendorf/CH  
du 13.9.1996

##### Product approval curtain walls EN 13830

Air permeability (EN 12152) AE  
Resistance to driving rain (EN 12154)  
RE 1200  
Resistance to wind loads (EN 13116)  
Permissible load 2000 Pa  
Increased load 3000 Pa  
Impact streng (EN 14019) I5/E5

Test report 108 28793,  
appraisal report 155 28793 and  
classification report 100 28793  
ift DE-Rosenheim

##### Insulation against airborne noise according to EN ISO 140-3 (1993) and ISO/DIS 717-1 (1993), DIN 52210:

$R_w = 42$  dB (with glass/infill panel min.  
 $R_w = 42$  dB)

Expertise dated 13.9.1996 by  
EMPA Dübendorf/CH

**VISS Fire**  
**Brandschutzverglasung Klasse E**

**VISS Fire**  
**Vitrage pare-flammes Classe E**

**VISS Fire**  
**Fire protection glazing Class E**

**DE: G30**

Z-19-14-590  
Z-19.14-1214

**G60**

Z-19.14-1216

**DIN 18008-4**

Technische Regeln für die  
Verwendung von absturzsichernden  
Verglasungen

Prüfbescheid

J-10-02-1 „a“ Fassade  
Kategorie A (900 mm)

**Klemmverbindung**

AbZ Z-14.4-465 (Brandschutzanker)

**Pfosten-Riegel-Verbindung**

AbZ Z-14.4-467 (T-Verbinder)

**DE: G30**

Z-19-14-590  
Z-19.14-1214

**G60**

Z-19.14-1216

**DIN 18008-4**

Règlement technique pour la  
sécurité anti-chute des vitrages

Prüfbescheid

J-10-02-1 „a“ Fassade  
Kategorie A (900 mm)

**Jonction par serrage**

AbZ Z-14.4-465 (boulon d'ancrage  
anti-incendie)

**Jonction montant-traverse**

AbZ Z-14.4-467 (Raccord en T)

**DE: G30**

Z-19-14-590  
Z-19.14-1214

**G60**

Z-19.14-1216

**DIN 18008-4**

The technical regulations for  
protecting glazing against  
falling out

Prüfbescheid

J-10-02-1 „a“ Fassade  
Kategorie A (900 mm)

**Clamp connection**

AbZ Z-14.4-465 (fire-proof anchor)

**Mullion-transom connection**

AbZ Z-14.4-467 (Connecting spigot)

**AT: E30 / EW30**

**E60 / EW60**

**E90 / EW90**

Klassifizierungsbericht  
Nr. 100 308 27-4 IBS Linz

**AT: E30 / EW30**

**E60 / EW60**

**E90 / EW90**

Klassifizierungsbericht  
Nr. 100 308 27-4 IBS Linz

**AT: E30 / EW30**

**E60 / EW60**

**E90 / EW90**

Klassifizierungsbericht  
Nr. 100 308 27-4 IBS Linz

**GB: Integrity 1/2 h, 1 h, 1 1/2 h**

BS 476:Part 22:1987

P100099-1002

BRE GB-Bucknalls Lane,  
Harston, Watford, Herfordshire

**GB: Integrity 1/2 h, 1 h, 1 1/2 h**

BS 476:Part 22:1987

P100099-1002

BRE GB-Bucknalls Lane,  
Harston, Watford, Herfordshire

**GB: Integrity 1/2 h, 1 h, 1 1/2 h**

BS 476:Part 22:1987

P100099-1002

BRE GB-Bucknalls Lane,  
Harston, Watford, Herfordshire

Die landesspezifischen  
Brandschutz-Zulassungen bzw.  
deren Bestimmungen und  
Vorschriften sind zu beachten.

Les certificats de protection  
incendie spécifiques au pays,  
leurs dispositions et leurs  
prescriptions doivent être respectés.

Fire-protection approvals or  
applicable national regulations  
and determinations must be  
observed.

Zulassungen/Prüfungen  
Homologations/Essais  
Authorisations/Tests

VISS Fire  
VISS Fire  
VISS Fire

**VISS Fire**  
**Brandschutzverglasung Klasse EI**

**VISS Fire**  
**Vitrage coupe feu Classe EI**

**VISS Fire**  
**Fire protection glazing Class EI**

**DE: F30**  
Z-19-14-1592

**F90**  
Z-19.14-1730

**DIN 18008-4**  
Technische Regeln für die  
Verwendung von absturzsichernden  
Verglasungen

Prüfbescheid  
J-10-02-1 „a“ Fassade  
Kategorie A (900 mm)

**Klemmverbindung**  
AbZ Z-14.4-465 (Brandschutzanker)

**Pfosten-Riegel-Verbindung**  
AbZ Z-14.4-467 (T-Verbinder)

**DE: F30**  
Z-19-14-1592

**F90**  
Z-19.14-1730

**DIN 18008-4**  
Règlement technique pour la  
sécurité anti-chute des vitrages

Prüfbescheid  
J-10-02-1 „a“ Fassade  
Kategorie A (900 mm)

**Jonction par serrage**  
AbZ Z-14.4-465 (boulon d’ancrage  
anti-incendie)

**Jonction montant-traverse**  
AbZ Z-14.4-467 (Raccord en T)

**DE: F30**  
Z-19-14-1592

**F90**  
Z-19.14-1730

**DIN 18008-4**  
The technical regulations for  
protecting glazing against  
falling out

Prüfbescheid  
J-10-02-1 „a“ Fassade  
Kategorie A (900 mm)

**Clamp connection**  
AbZ Z-14.4-465 (fire-proof anchor)

**Mullion-transom connection**  
AbZ Z-14.4-467 (Connecting spigot)

**AT: EI30 / EI60 / EI90**  
Klassifizierungsbericht  
Nr. 100 308 27-4 IBS Linz

**AT: EI30 / EI60 / EI90**  
Klassifizierungsbericht  
Nr. 100 308 27-4 IBS Linz

**AT: EI30 / EI60 / EI90**  
Klassifizierungsbericht  
Nr. 100 308 27-4 IBS Linz

**GB: Integrity 1/2 h, 1 h, 1 1/2 h**  
BS 476:Part 22:1987  
P100099-1002  
BRE GB-Bucknalls Lane,  
Harston, Watford, Herfordshire


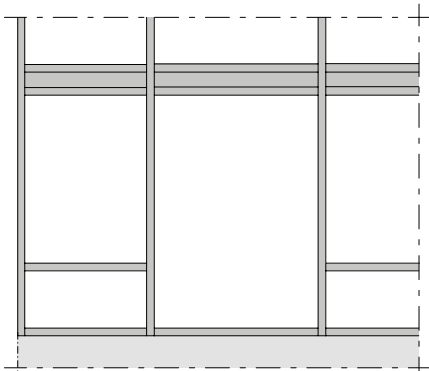
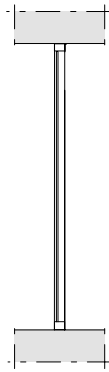
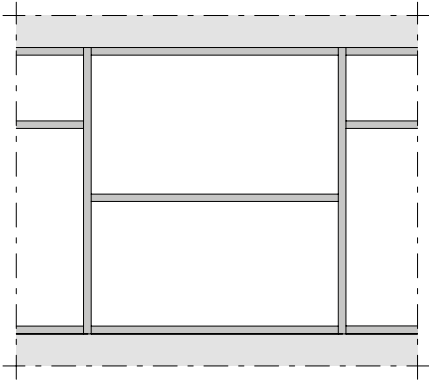

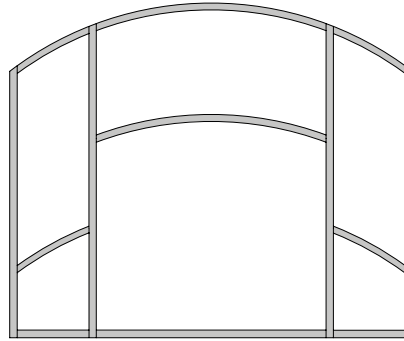
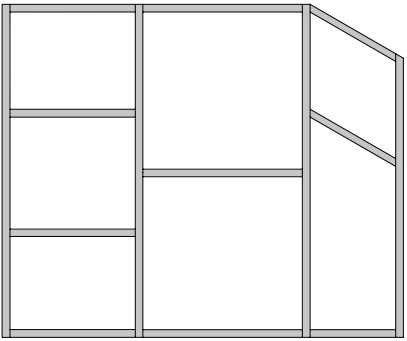
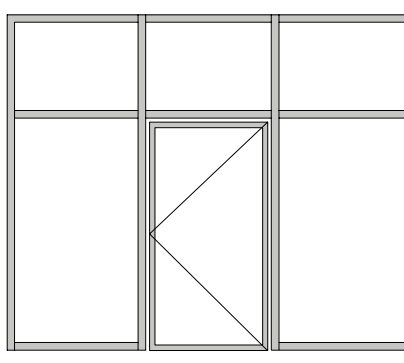

**GB: Integrity 1/2 h, 1 h, 1 1/2 h**  
BS 476:Part 22:1987  
P100099-1002  
BRE GB-Bucknalls Lane,  
Harston, Watford, Herfordshire

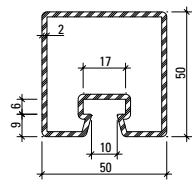
**GB: Integrity 1/2 h, 1 h, 1 1/2 h**  
BS 476:Part 22:1987  
P100099-1002  
BRE GB-Bucknalls Lane,  
Harston, Watford, Herfordshire

Die landesspezifischen  
Brandschutz-Zulassungen bzw.  
deren Bestimmungen und  
Vorschriften sind zu beachten.

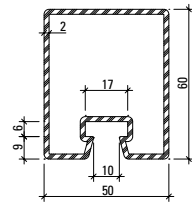
Les certificats de protection  
incendie spécifiques au pays,  
leurs dispositions et leurs  
prescriptions doivent être respectés.

Fire-protection approvals or  
applicable national regulations  
and determinations must be  
observed.

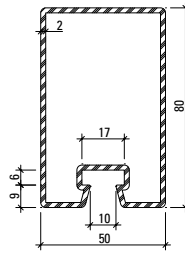




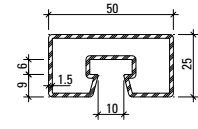
**76.694**  
**76.694 Z**



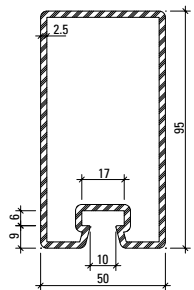
**76.671**  
**76.671 Z**



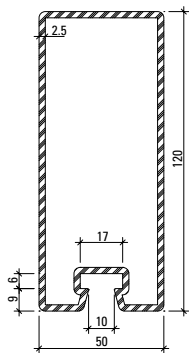
**76.696**  
**76.696 Z**



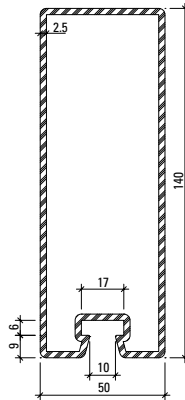
**76.682** 1,2



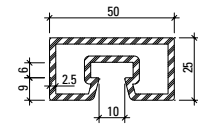
**76.697**  
**76.697 Z**



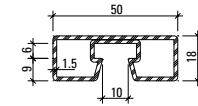
**76.679**  
**76.679 Z**



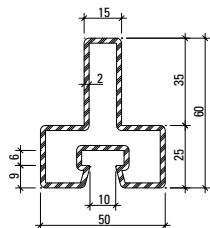
**76.666**  
**76.666 Z**



**76.680** 1,2



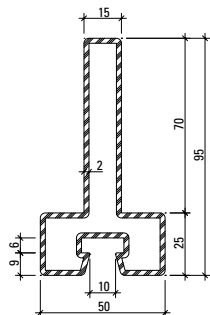
**76.692** 1,2



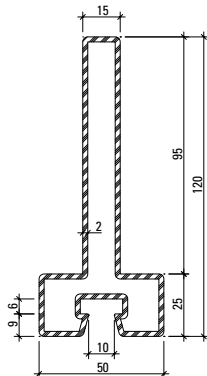
**76.114**

1 Nur zusammengesetzte Profile  
Uniquement profilés assemblés  
Only assembled profiles

2 Nur für Anschlüsse an Janisol  
Uniquement pour raccords à Janisol  
Only for attachments to Janisol



**76.115**



**76.116**

Profil-Nr.	G kg/m	F cm <sup>2</sup>	I <sub>x</sub> cm <sup>4</sup>	W <sub>x</sub> cm <sup>3</sup>	I <sub>y</sub> cm <sup>4</sup>	W <sub>y</sub> cm <sup>3</sup>	U m <sup>2</sup> /m	L mm
<b>76.666</b>	7,910	10,1	241,3	32,3	43,7	17,5	0,412	6500
<b>76.671</b>	3,860	4,9	23,3	7,2	17,3	6,9	0,260	6500
<b>76.679</b>	7,120	9,1	162,2	25,2	37,9	15,2	0,373	6500
<b>76.680</b>	3,390	4,3	3,2	2,4	11,1	4,4	0,182	6100
<b>76.682</b>	2,120	2,7	2,2	1,7	7,2	2,9	0,190	6000
<b>76.692</b>	1,900	2,5	0,9	1,0	5,9	2,4	0,176	6000
<b>76.694</b>	3,500	4,5	14,7	5,6	15,0	6,0	0,240	6500
<b>76.696</b>	4,450	5,7	47,6	11,1	21,9	8,8	0,300	6500
<b>76.697</b>	6,100	7,9	90,2	17,6	31,0	12,4	0,330	6500
<b>76.114</b>	3,820	4,9	15,4	4,1	9,8	3,9	0,251	6000
<b>76.115</b>	4,920	6,3	54,8	9,3	10,4	4,2	0,321	6000
<b>76.116</b>	5,710	7,3	105,0	14,3	10,8	4,3	0,371	6000



Deckprofile 50 mm (Masstab 1:3)

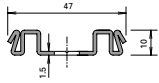
Profils de recouvrement 50 mm (échelle 1:3)

Cover sections 50 mm (scale 1:3)

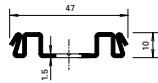
VISS Fire

VISS Fire

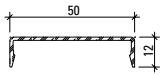
VISS Fire



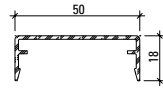
400.867



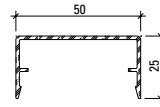
400.867 Z



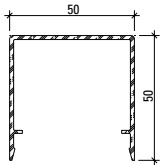
407.860



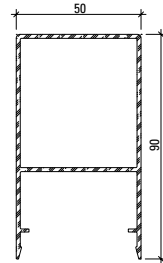
407.861



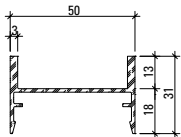
407.862



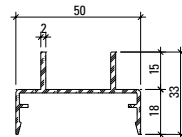
407.863



407.864



407.900



407.911

#### Werkstoff

Aluminium EN AW 6060 T66 roh, leicht eingeölt

#### Matériau

Aluminium EN AW 6060 T66 brut, légèrement huilé

#### Material

Aluminium EN AW 6060 T66 mill finish, slightly oiled

Profil-Nr.	G kg/m	U m <sup>2</sup> /m	P m <sup>2</sup> /m	L mm
407.860	0,266	0,147	0,072	6000
407.861	0,341	0,185	0,084	6000
407.862	0,394	0,213	0,098	6000

Profil-Nr.	G kg/m	U m <sup>2</sup> /m	P m <sup>2</sup> /m	L mm
407.863	0,660	0,313	0,148	6000
407.864	1,344	0,360	0,228	6000
407.900	0,556	0,240	0,138	6000
407.911	0,510	0,245	0,146	6000

**Deckprofile 50 mm (Masstab 1:3)**  
**Profils de recouvrement 50 mm (échelle 1:3)**  
**Cover sections 50 mm (scale 1:3)**

VISS Fire  
 VISS Fire  
 VISS Fire

**Edelstahl Deckprofile  
 Pfosten**

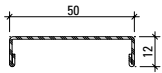
**Profils de recouvrement acier Inox  
 Montant**

**Stainless steel cover sections  
 Mullion**

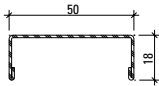
Werkstoff 1.4301 (AISI 304)  
 geschliffen, Korn 220/240,  
 mit Schutzfolie

Qualité 1.4301 (AISI 304)  
 brossé, grain 220/240,  
 avec feuille de protection

Material 1.4301 (AISI 304)  
 polished, grain 220/240,  
 with protective film



**400.860**



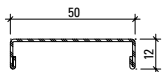
**400.861**



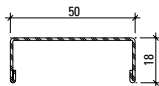
Werkstoff 1.4401 (AISI 316)  
 geschliffen, Korn 220/240,  
 mit Schutzfolie

Qualité 1.4401 (AISI 316)  
 brossé, grain 220/240,  
 avec feuille de protection

Material 1.4401 (AISI 316)  
 polished, grain 220/240,  
 with protective film



**400.862**



**400.863**



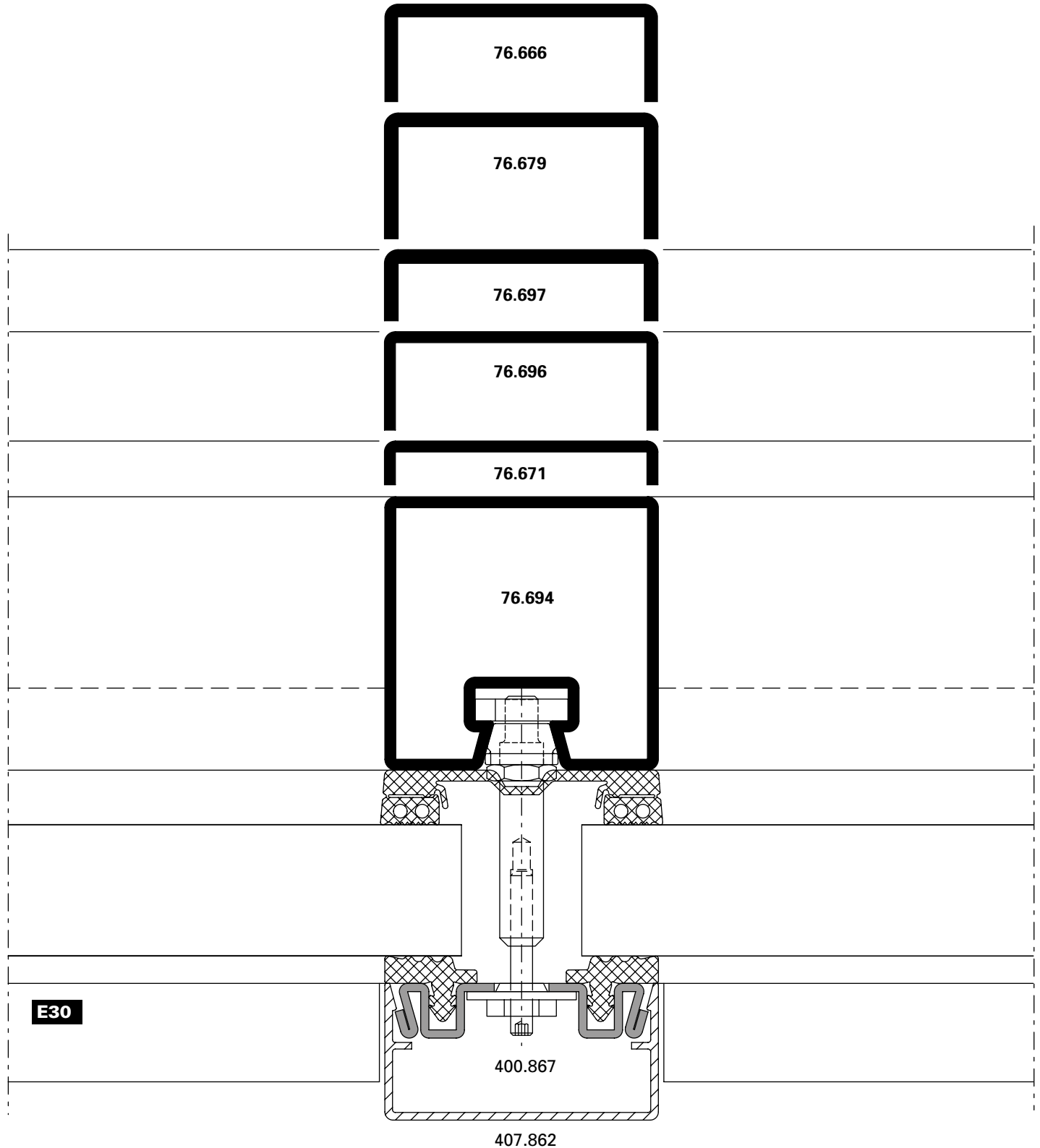
Profil-Nr.	G kg/m	L mm
<b>400.860</b>	0,644	6000
<b>400.861</b>	0,734	6000

Profil-Nr.	G kg/m	L mm
<b>400.862</b>	0,652	6000
<b>400.863</b>	0,744	6000

Pfosten-Detail

Détail du montant

Detail of mullion



E30

DXF

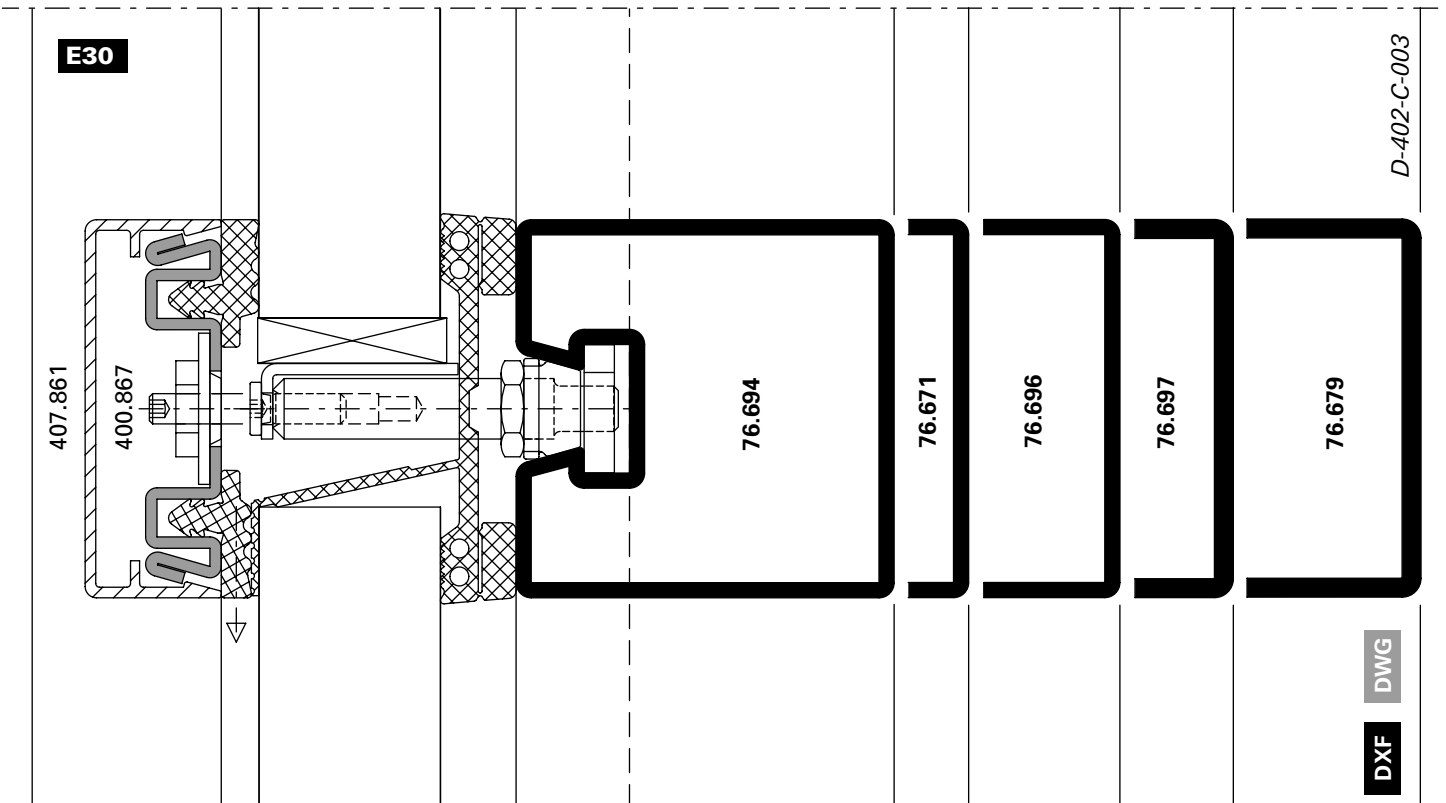
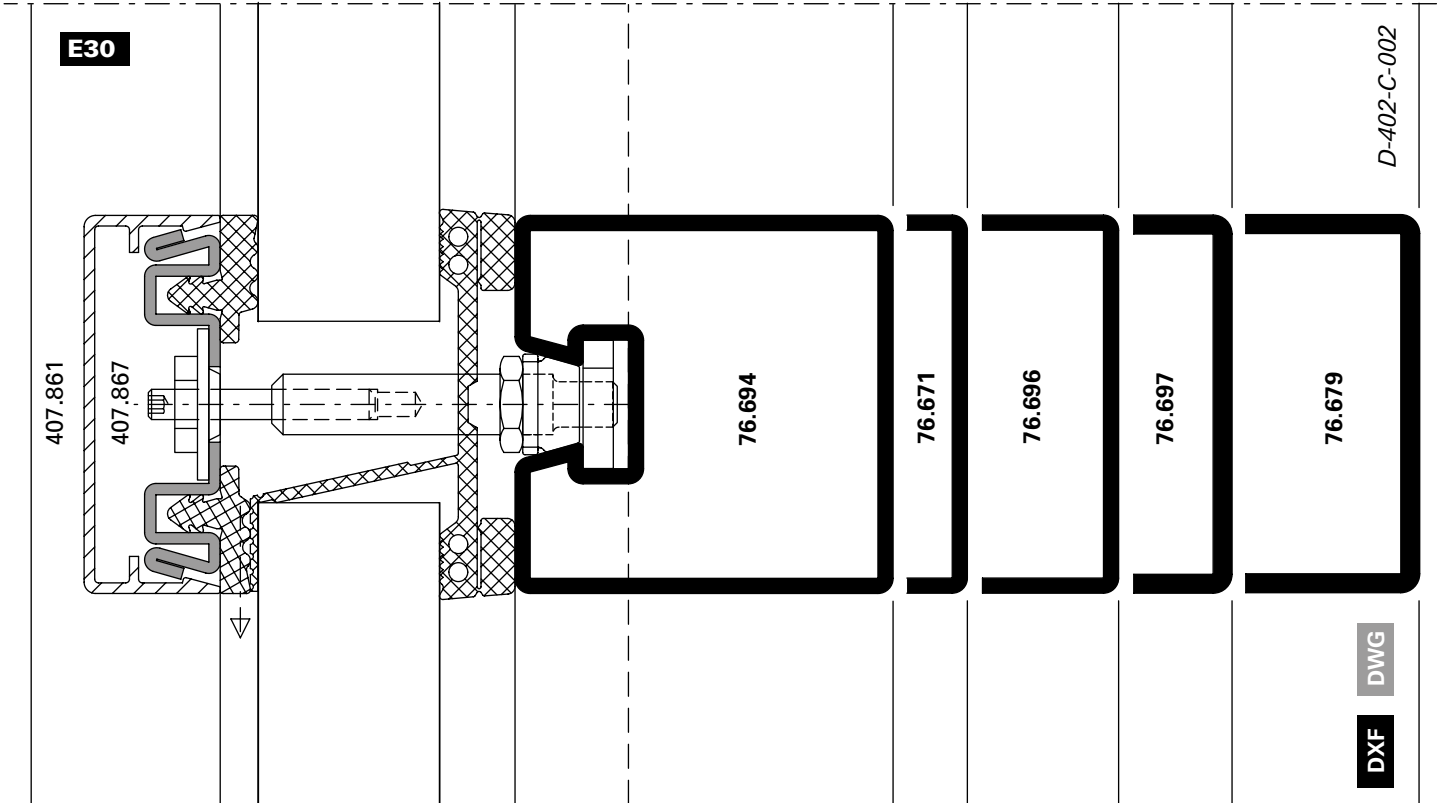
DWG

D-402-C-001

Riegel-Detail

Détail de la traverse

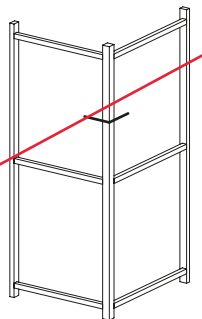
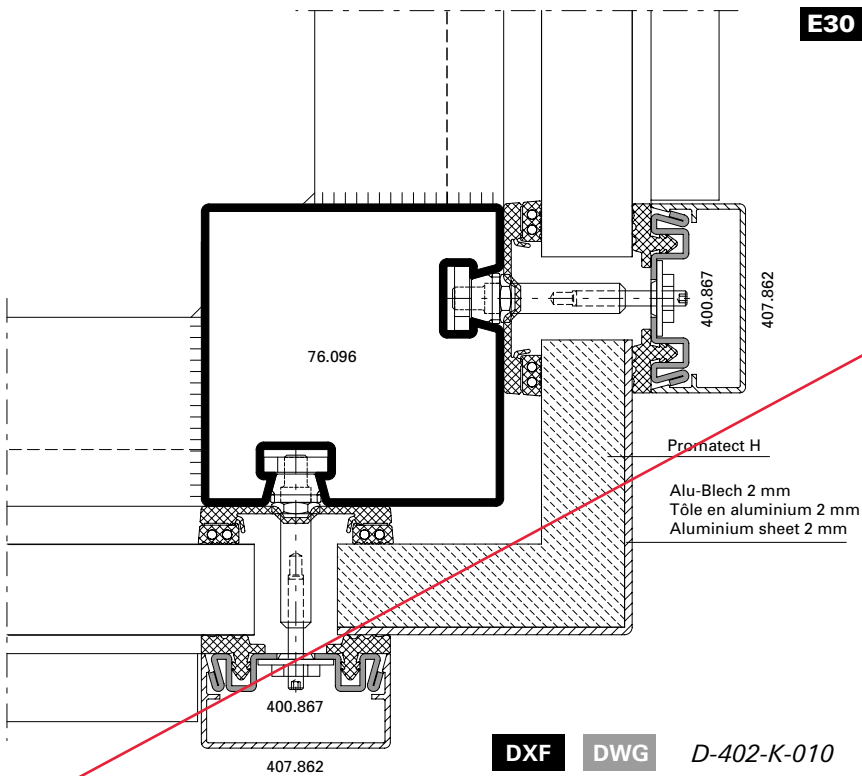
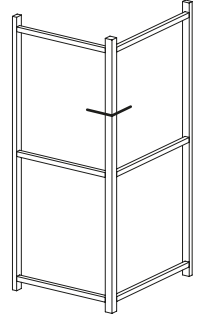
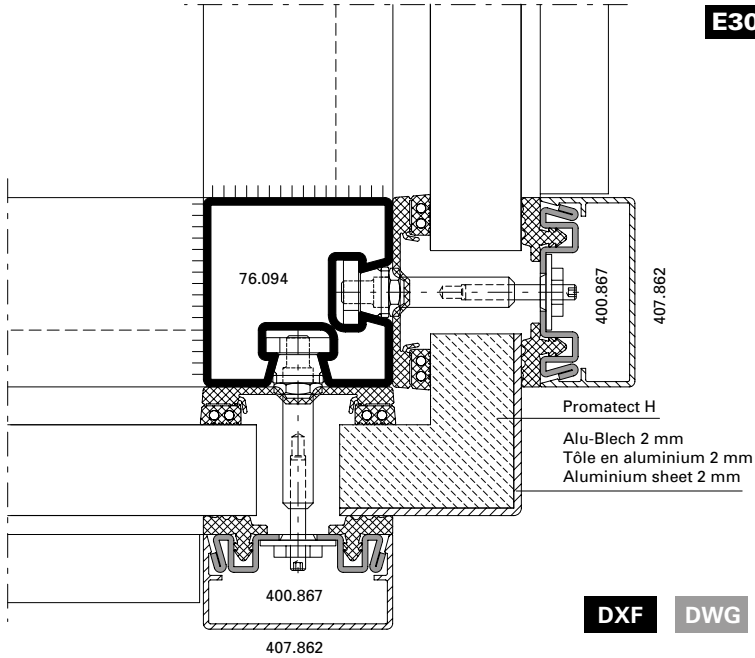
Detail of transom



Eckausbildung 90°

Formation d'angle 90°

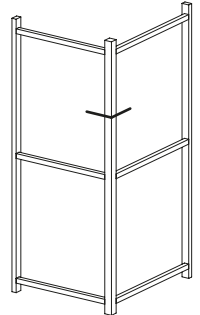
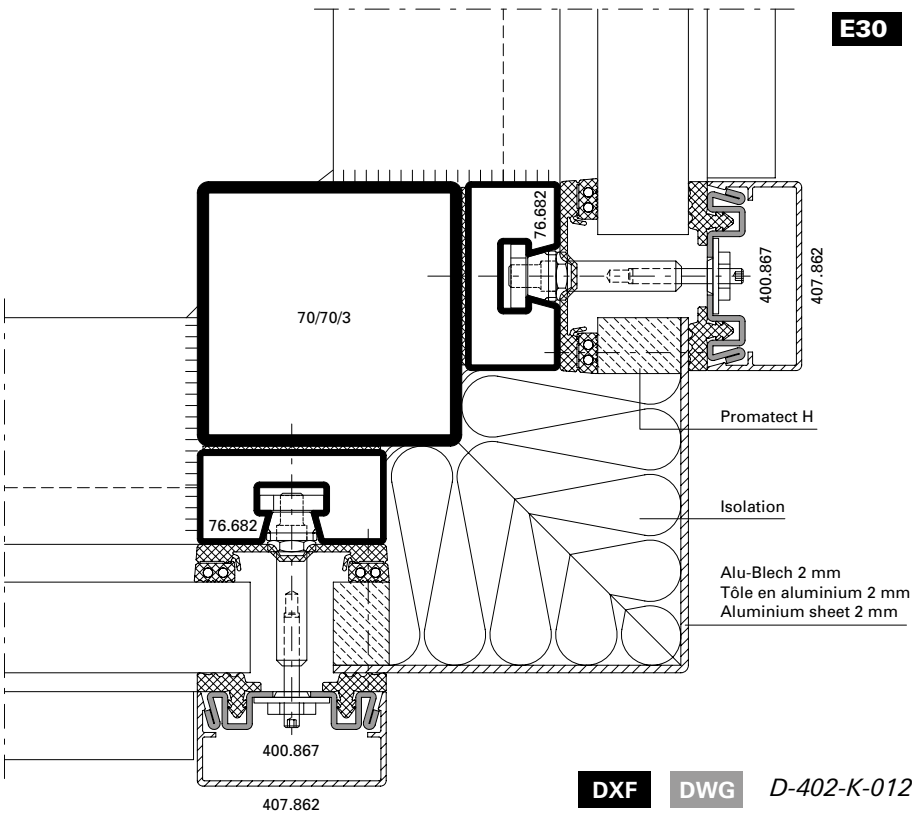
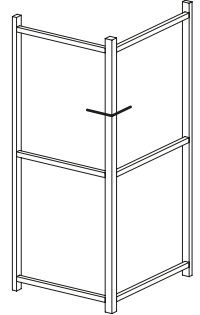
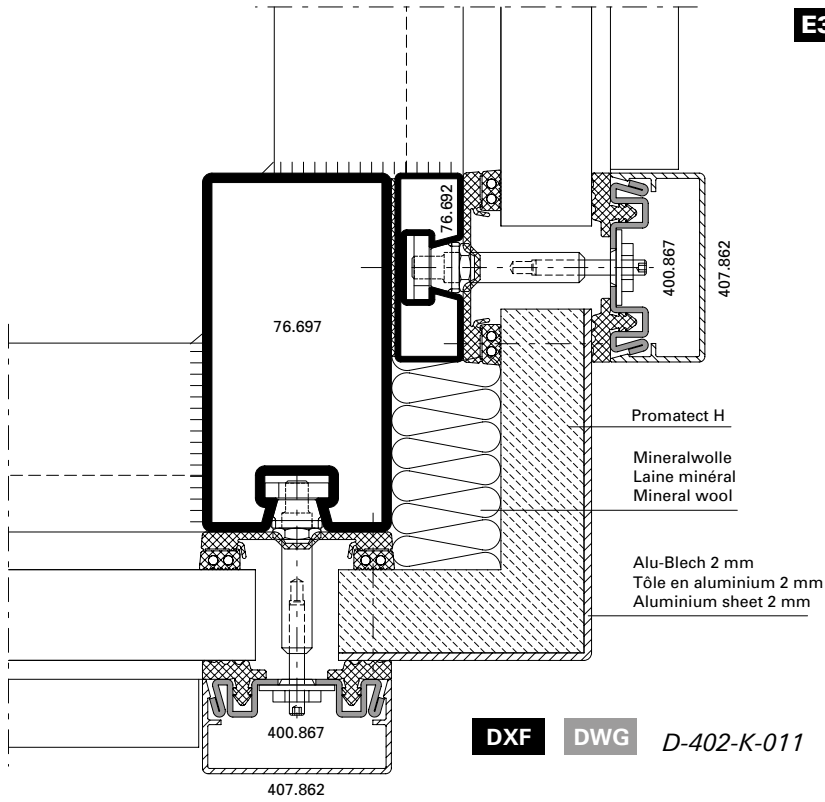
90° corner construction



Eckausbildung 90°

Formation d'angle 90°

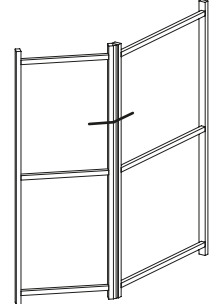
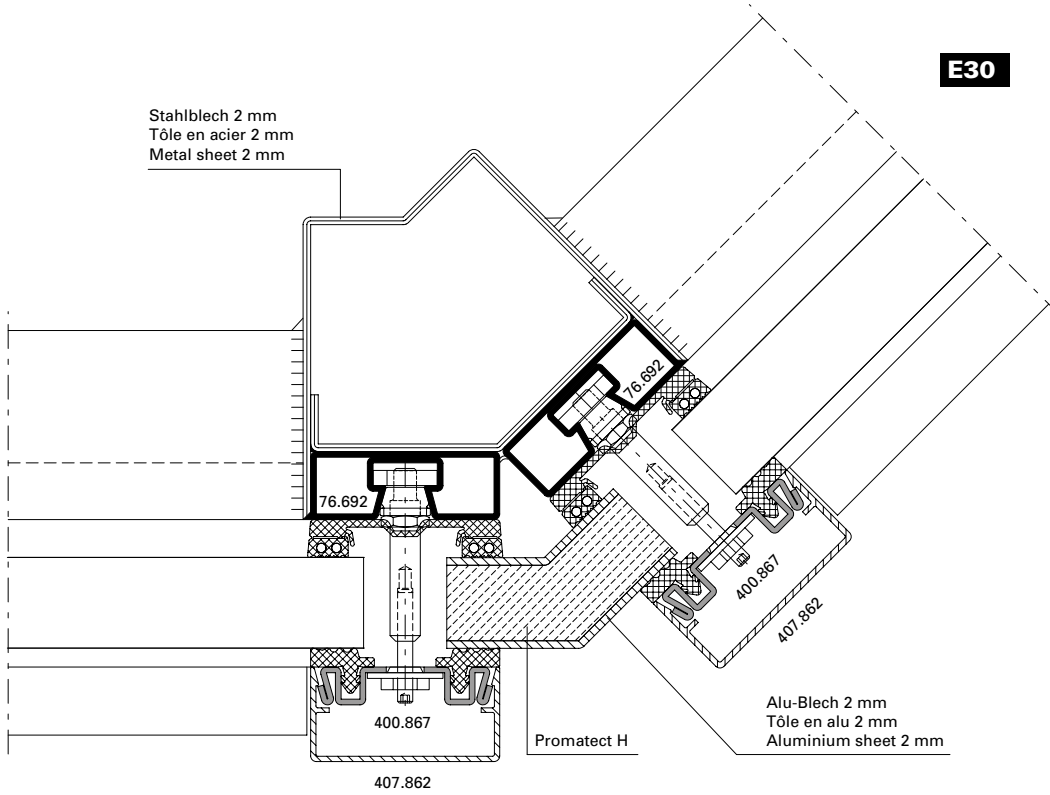
90° corner construction



Aussenecke 135°

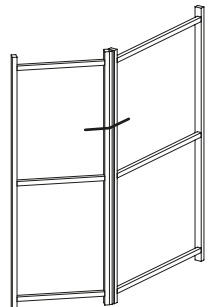
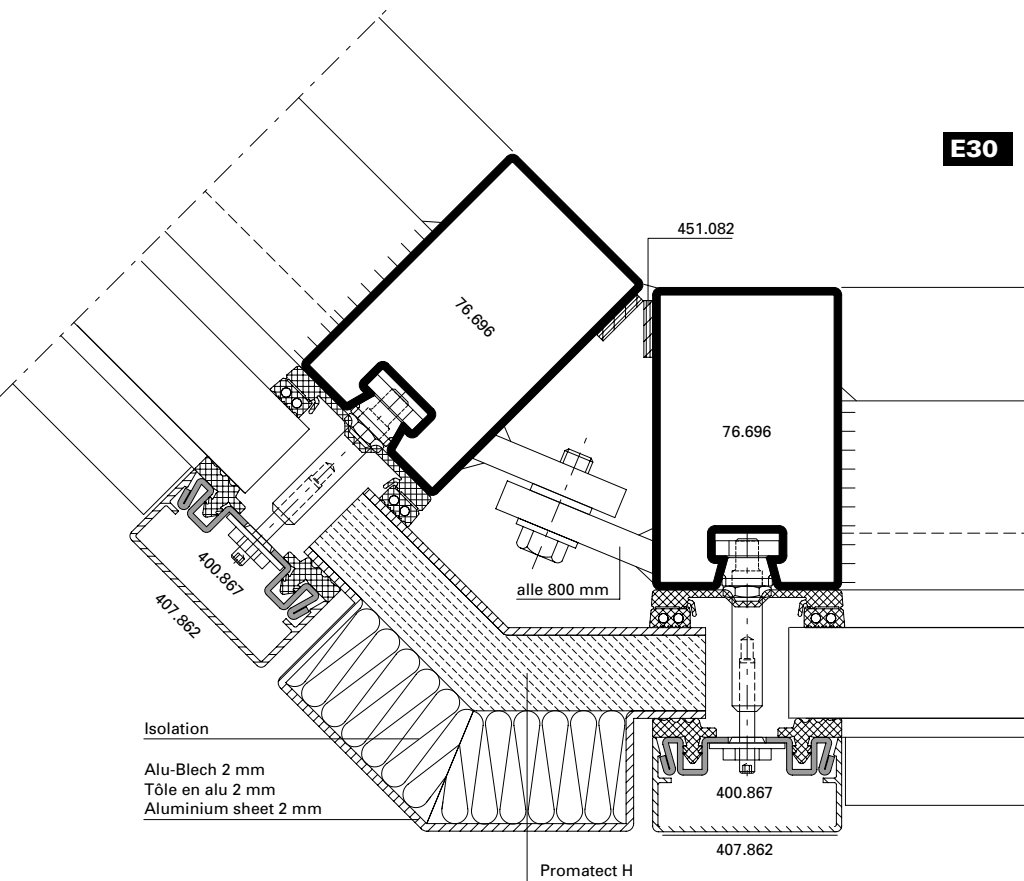
Angle extérieur 135°

Outer corner 135°



DXF DWG

D-402-K-006



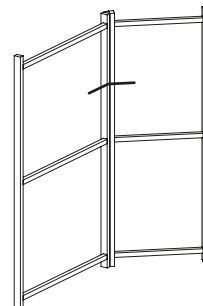
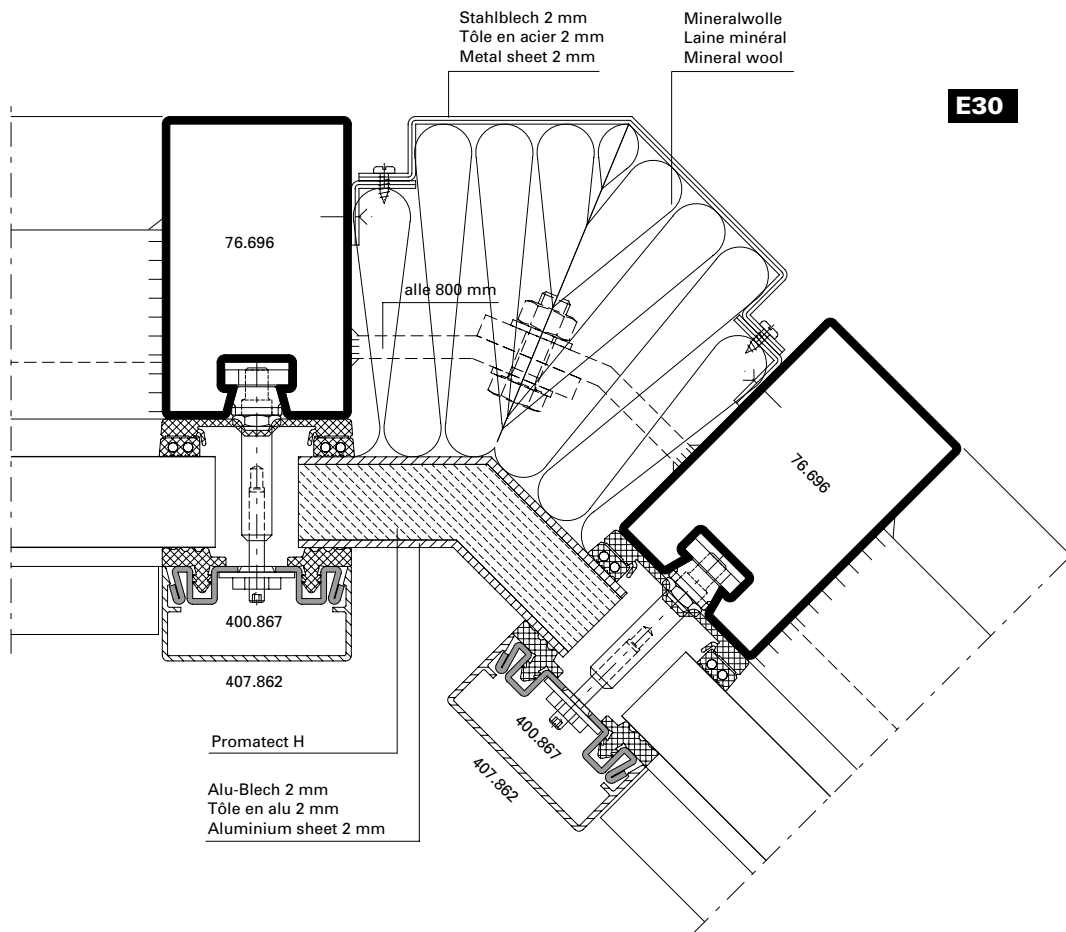
DXF DWG

D-402-K-004

Innenecke 135°

Angle intérieur 135°

Inner corner 135°

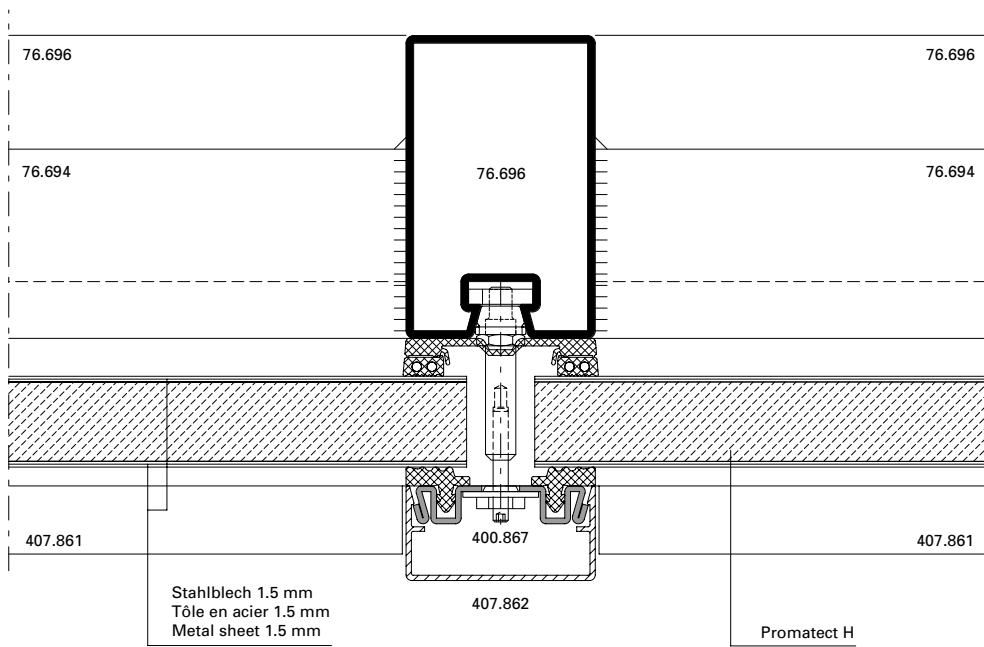




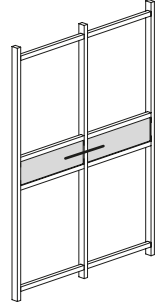
Panel-Ausbildungen

Agencements de panneau

Panel designs

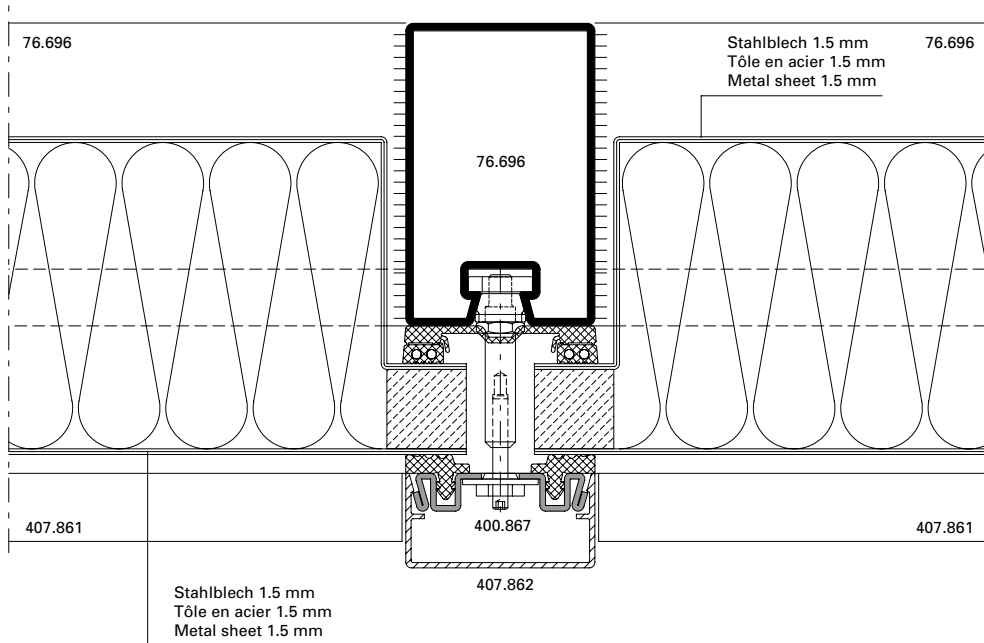


E30

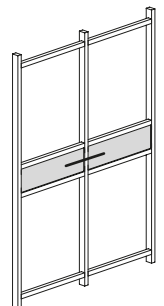


DXF DWG

D-402-K-001



E30



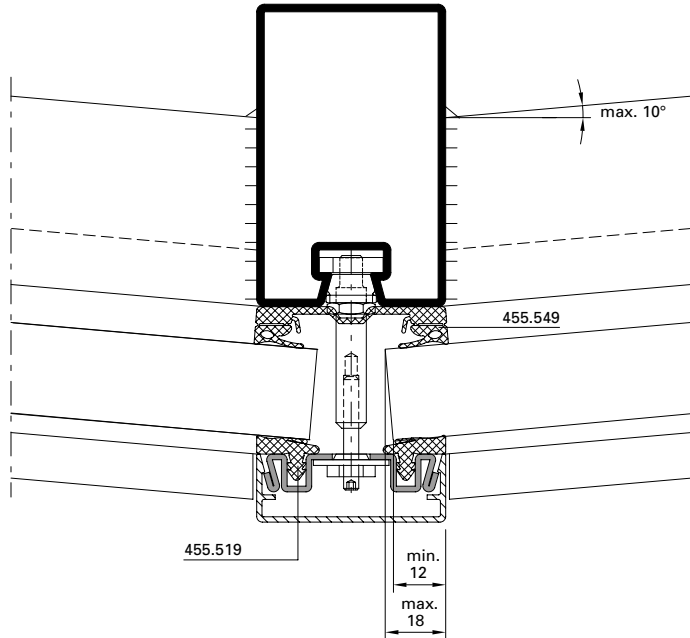
DXF DWG

D-402-K-002

Segment-Pfosten

Montant segment

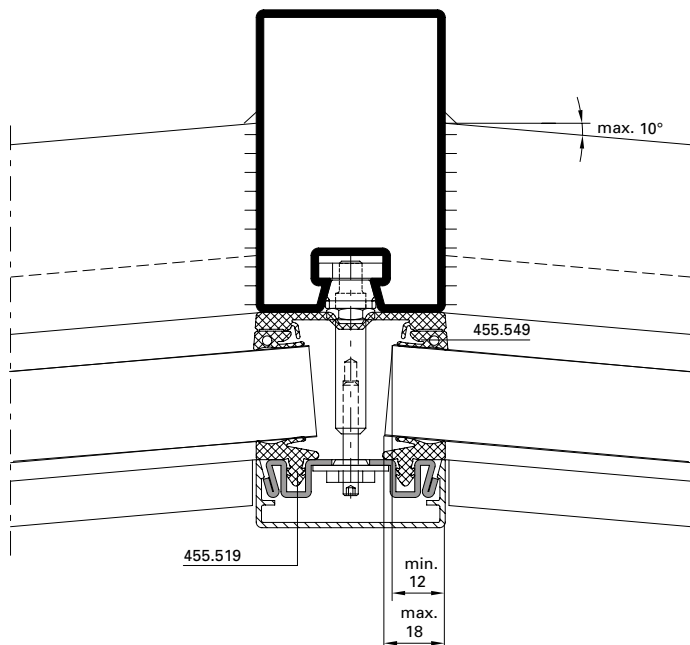
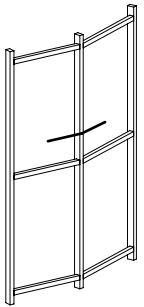
Segmented mullion



E30

DXF DWG

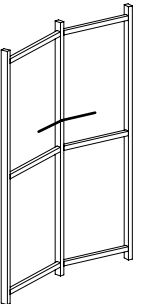
D-402-K-013



E30

DXF DWG

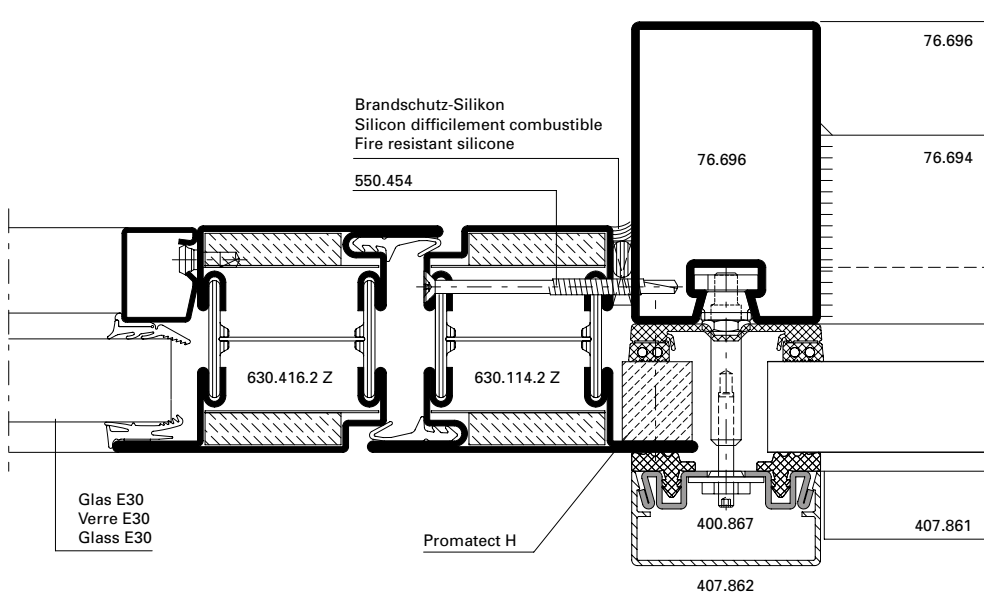
D-402-K-014



Einsatzelemente Türen

Éléments de remplissage portes

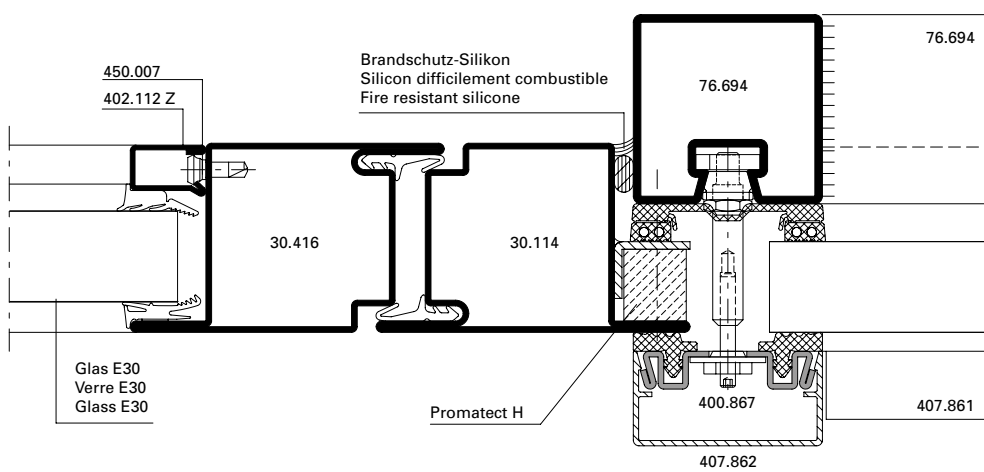
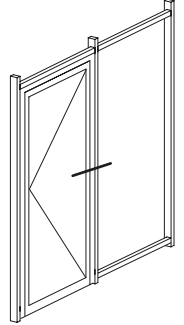
Infill elements doors



E30

DXF DWG

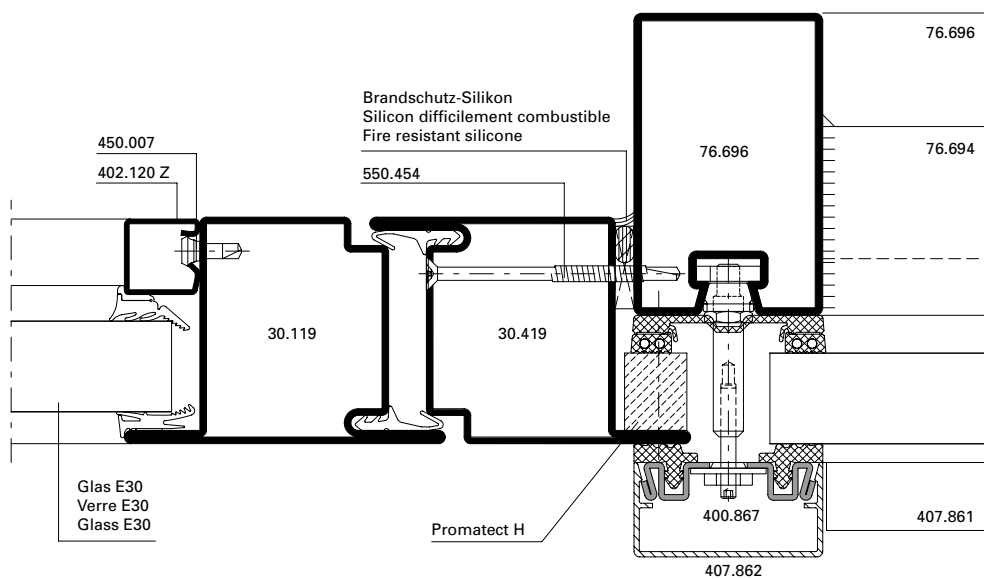
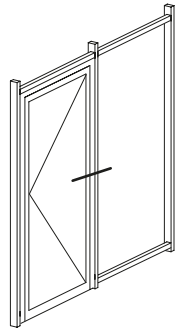
D-402-K-003



E30

DXF DWG

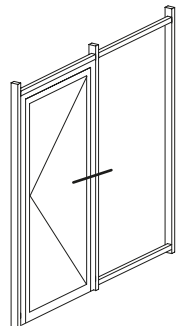
D-402-K-008



E30

DXF DWG

D-402-K-007



**Anschlüsse am Bau im Masstab 1:2**  
**Raccordement au mur à l'échelle 1:2**  
**Attachment to structure on scale 1:2**

VISS Fire  
 VISS Fire  
 VISS Fire

Stahlwinkel / Cornière en acier / Steel angle 40/40/4

Mineralwolle / Laine minérale / Mineral wool

Silikon

76.696

76.694

76.696

407.861

400.867

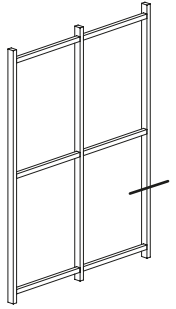
407.862

Promatect H

Alu-Blech / Tôle en alu / Aluminium sheet 2 mm

Silikon

**E30**



**DXF**

**DWG**

D-402-A-001

Stahlwinkel / Cornière en acier / Steel angle 100/40/3

Keramikfaserband  
 Bande de fibre de céramique  
 Ceramic fibre strip

Mineralwolle / Laine minérale / Mineral wool

Silikon

76.696

76.694

76.696

407.861

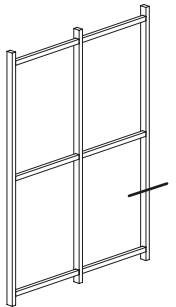
400.867

407.862

Promatect H

Mineralwolle / Laine minérale / Mineral wool

**E30**



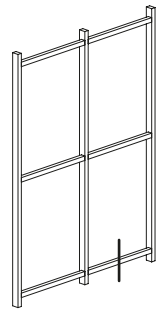
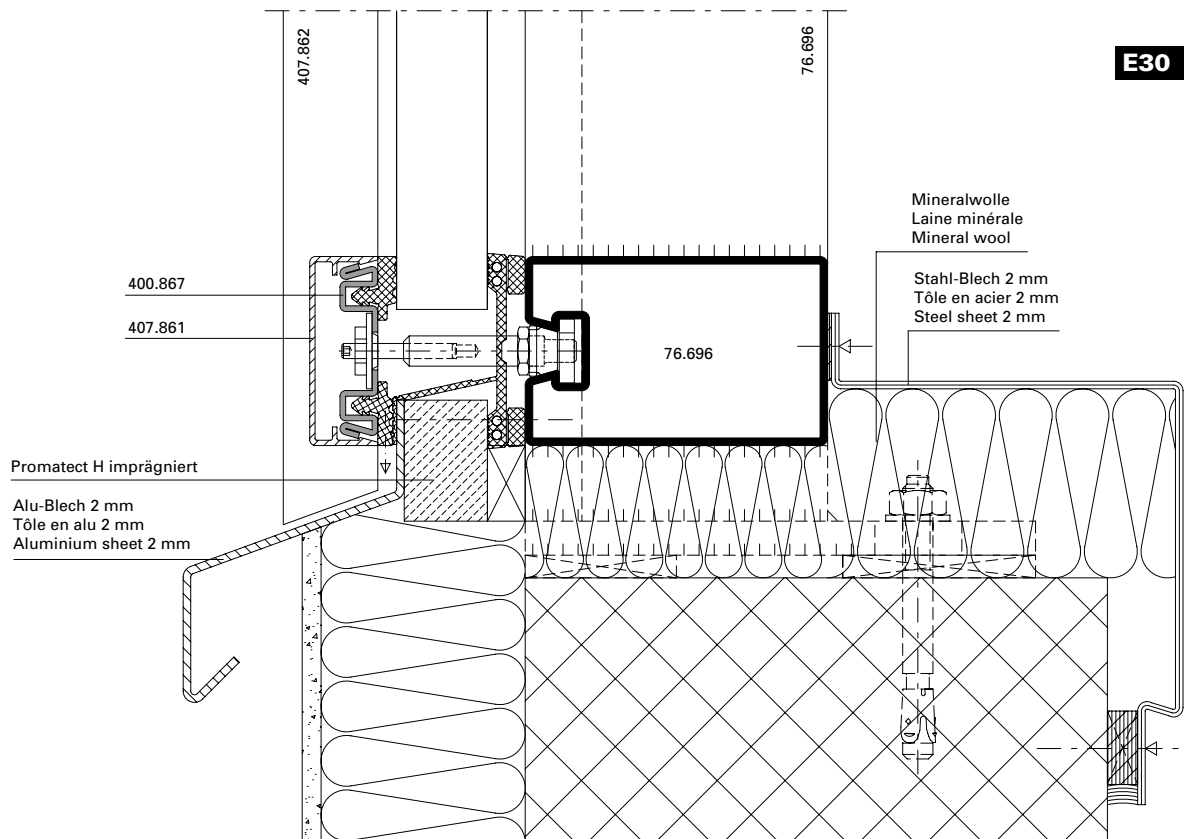
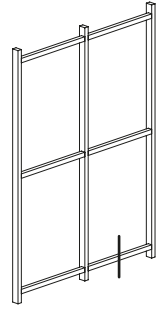
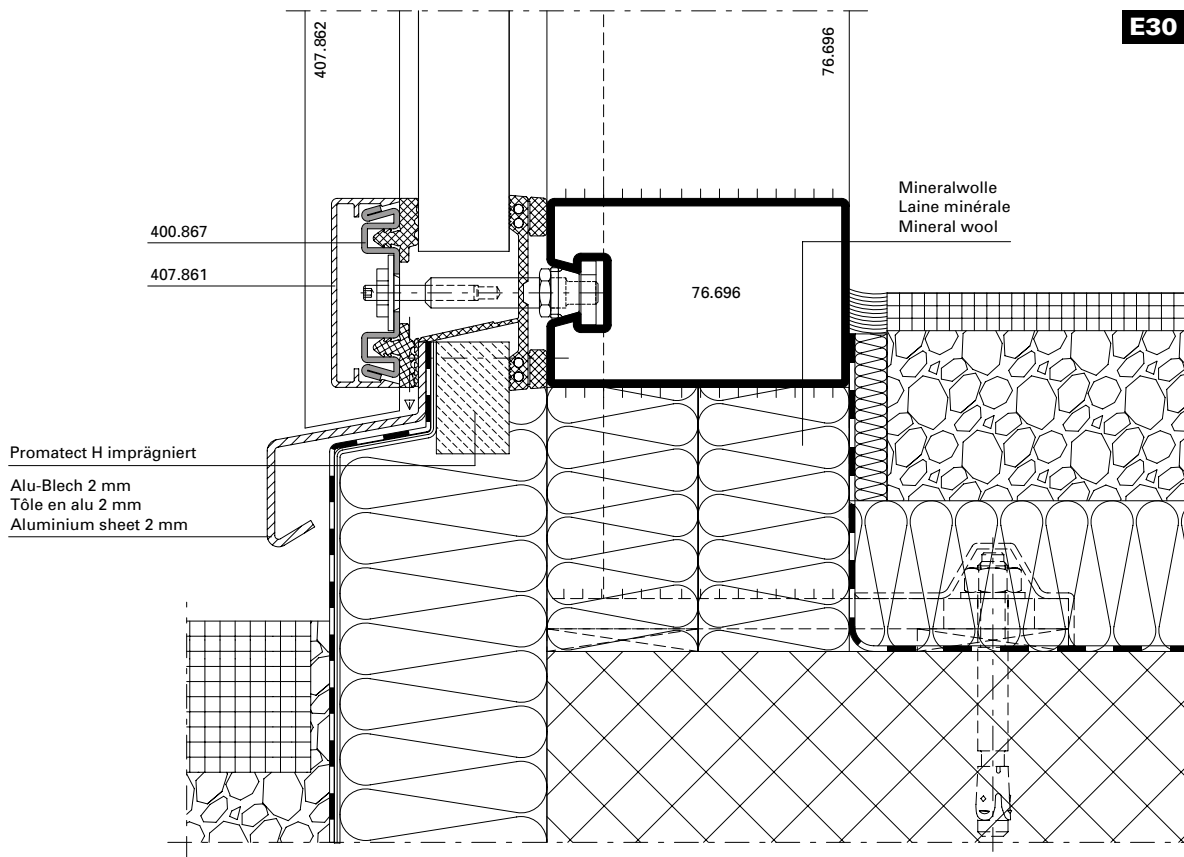
**DXF**

**DWG**

D-402-A-002

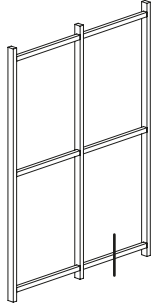
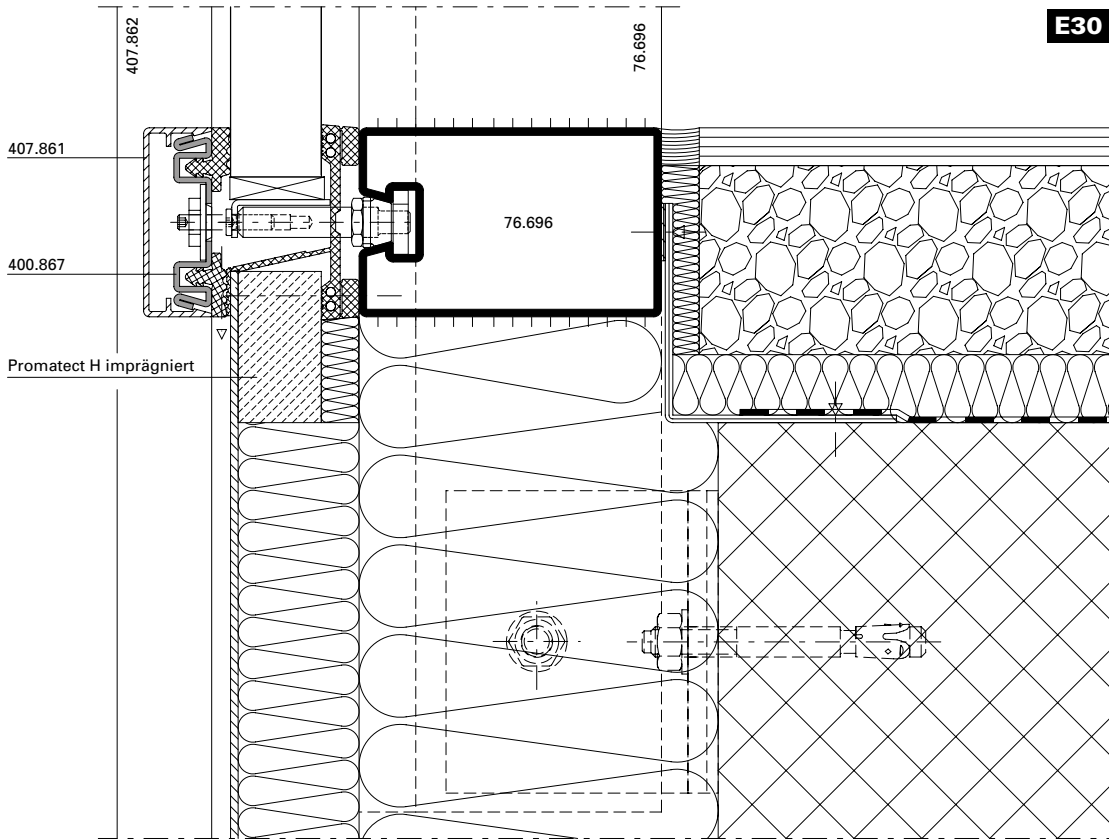
**Anschlüsse am Bau im Masstab 1:2**  
**Raccordement au mur à l'échelle 1:2**  
**Attachment to structure on scale 1:2**

**VISS Fire**  
**VISS Fire**  
**VISS Fire**



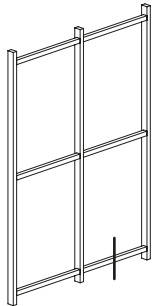
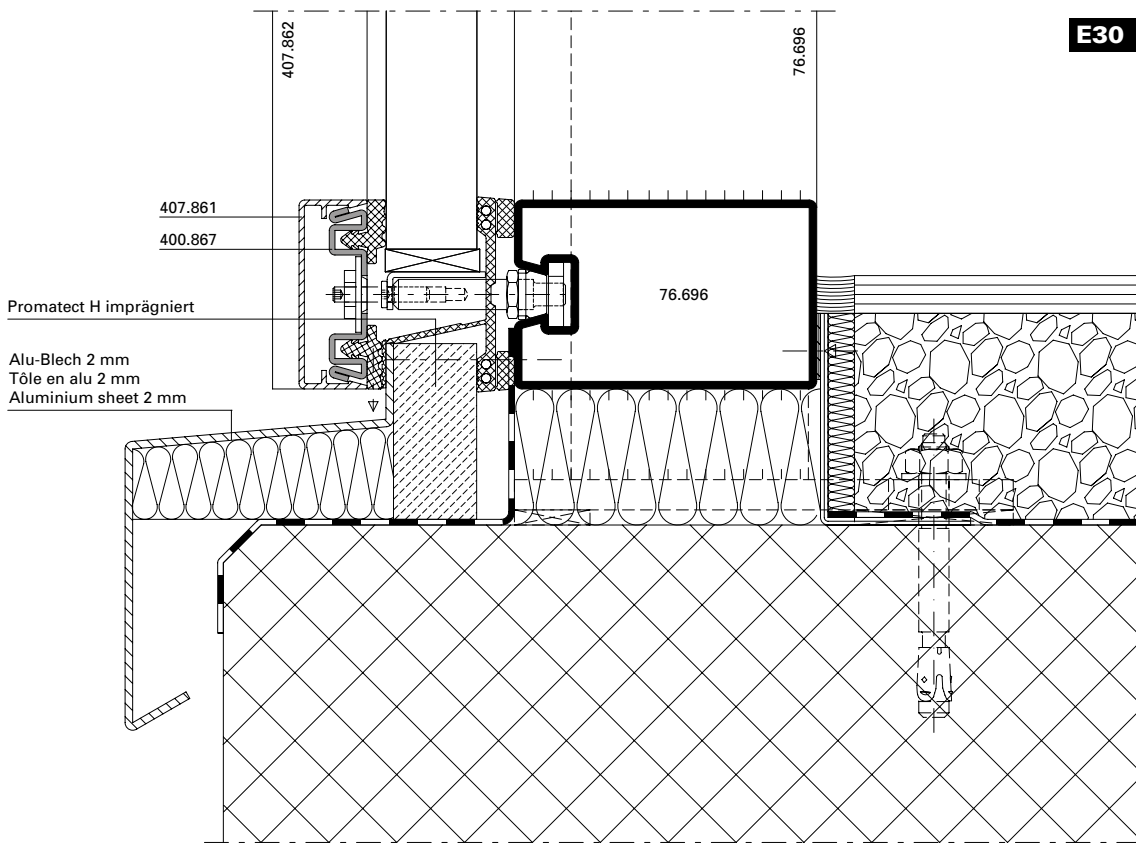
Anschlüsse am Bau im Masstab 1:2  
Raccordement au mur à l'échelle 1:2  
Attachment to structure on scale 1:2

VISS Fire  
VISS Fire  
VISS Fire



DXF DWG

D-402-A-009

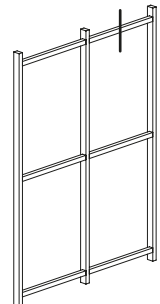
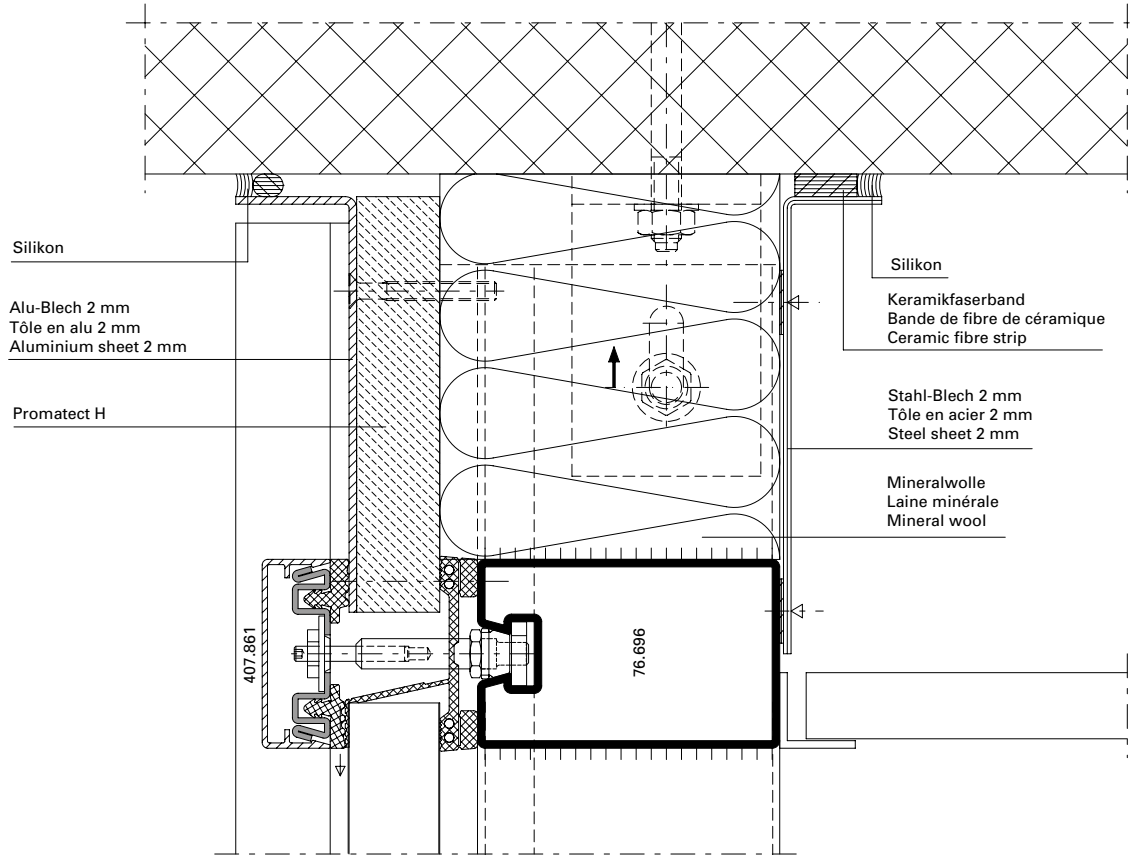


DXF DWG

D-402-A-010

**Anschlüsse am Bau im Massstab 1:2**  
**Raccordement au mur à l'échelle 1:2**  
**Attachment to structure on scale 1:2**

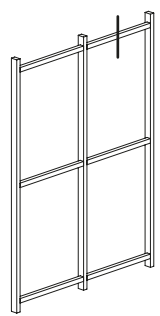
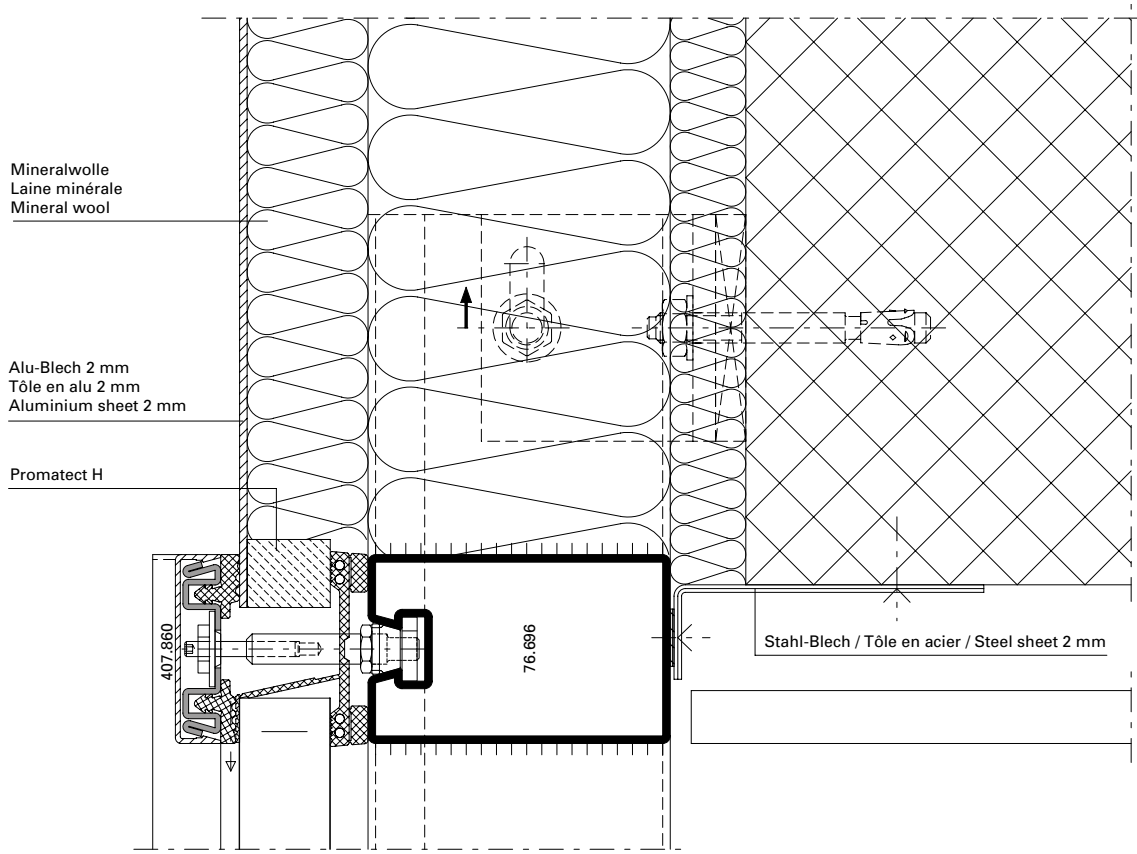
VISS Fire  
 VISS Fire  
 VISS Fire



**E30**

**DXF DWG**

D-402-A-011



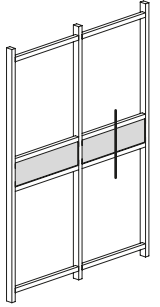
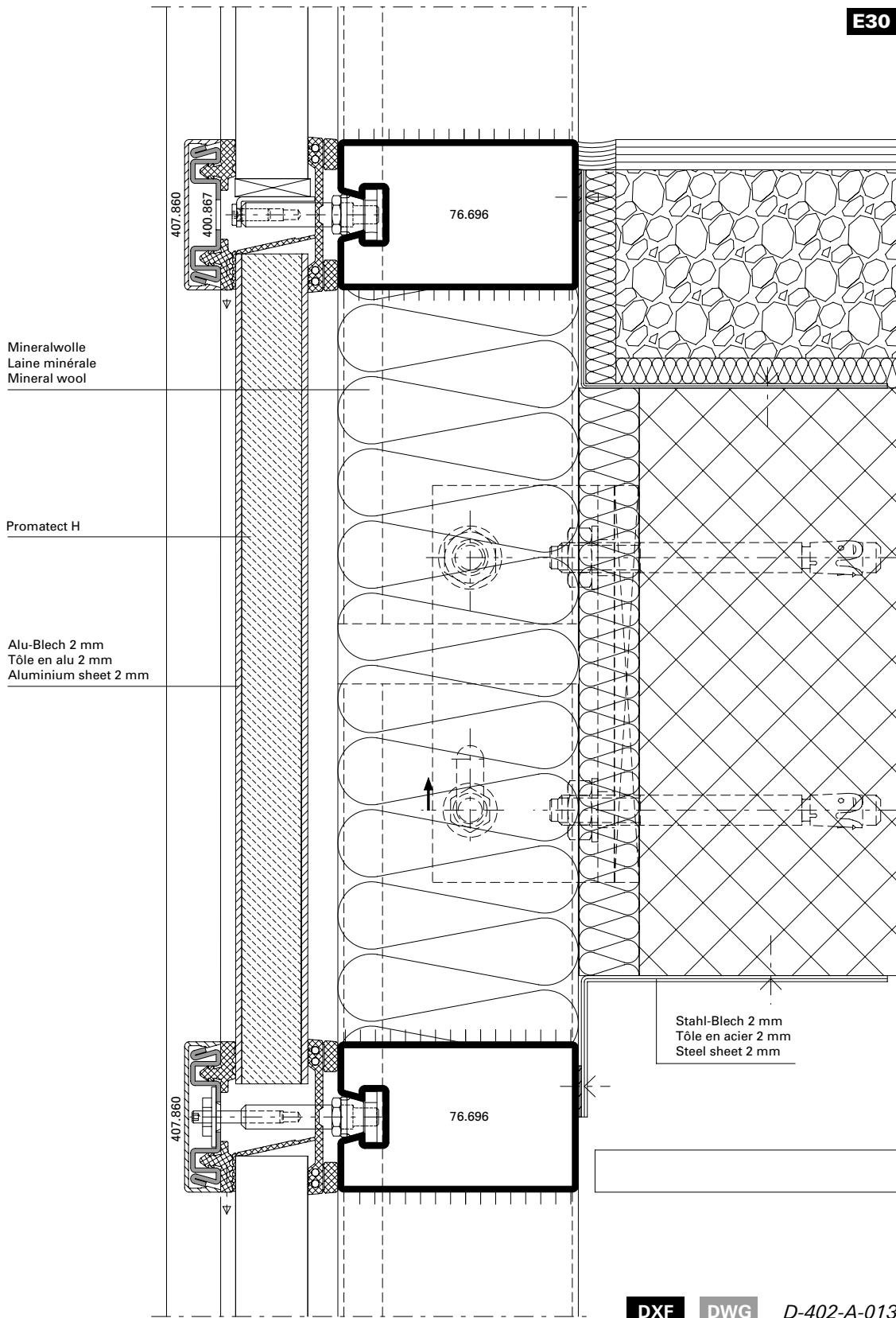
**E30**

**DXF DWG**

D-402-A-012

Anschlüsse am Bau im Masstab 1:2  
Raccordement au mur à l'échelle 1:2  
Attachment to structure on scale 1:2

VISS Fire  
VISS Fire  
VISS Fire

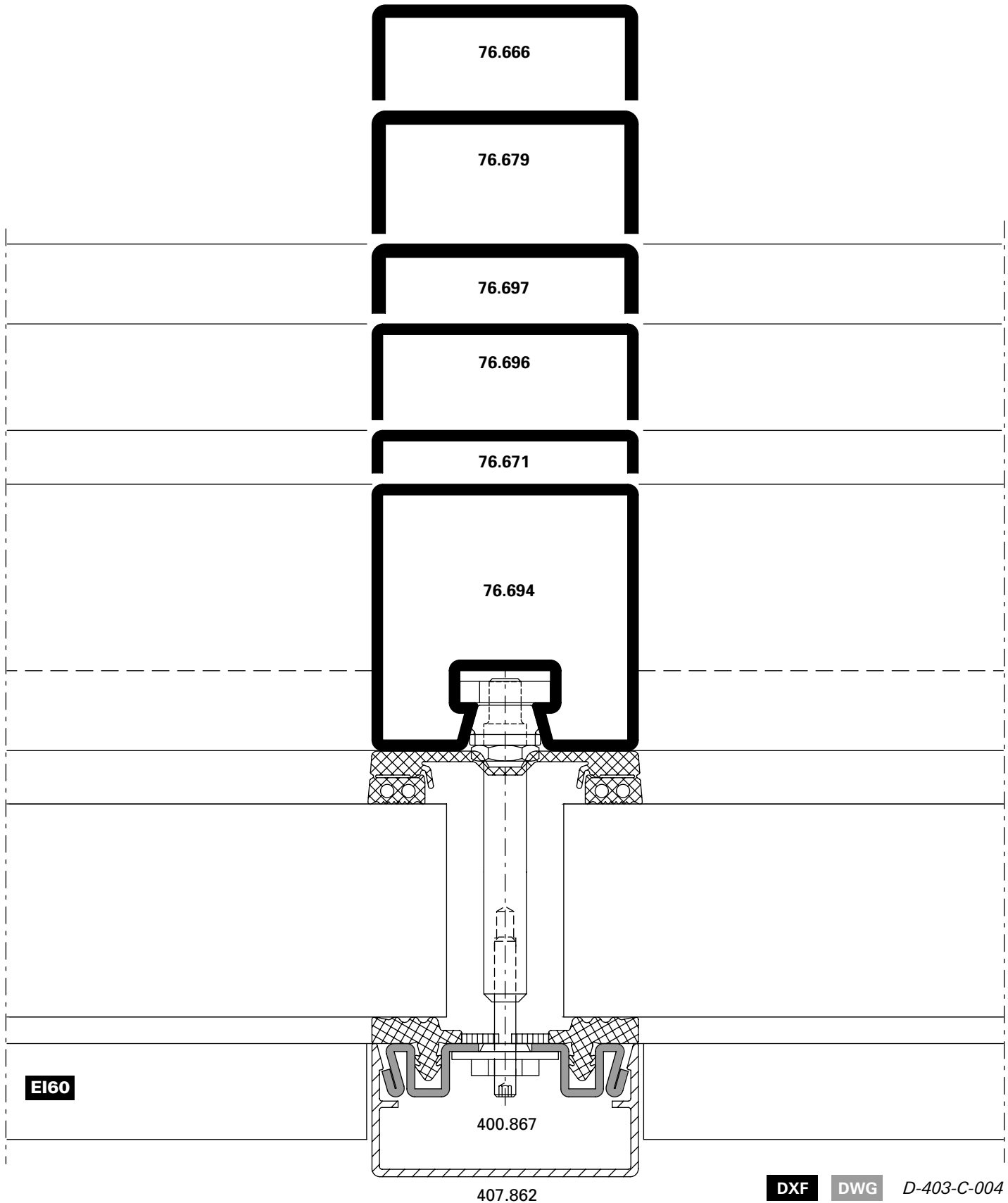




Pfosten-Detail

Détail du montant

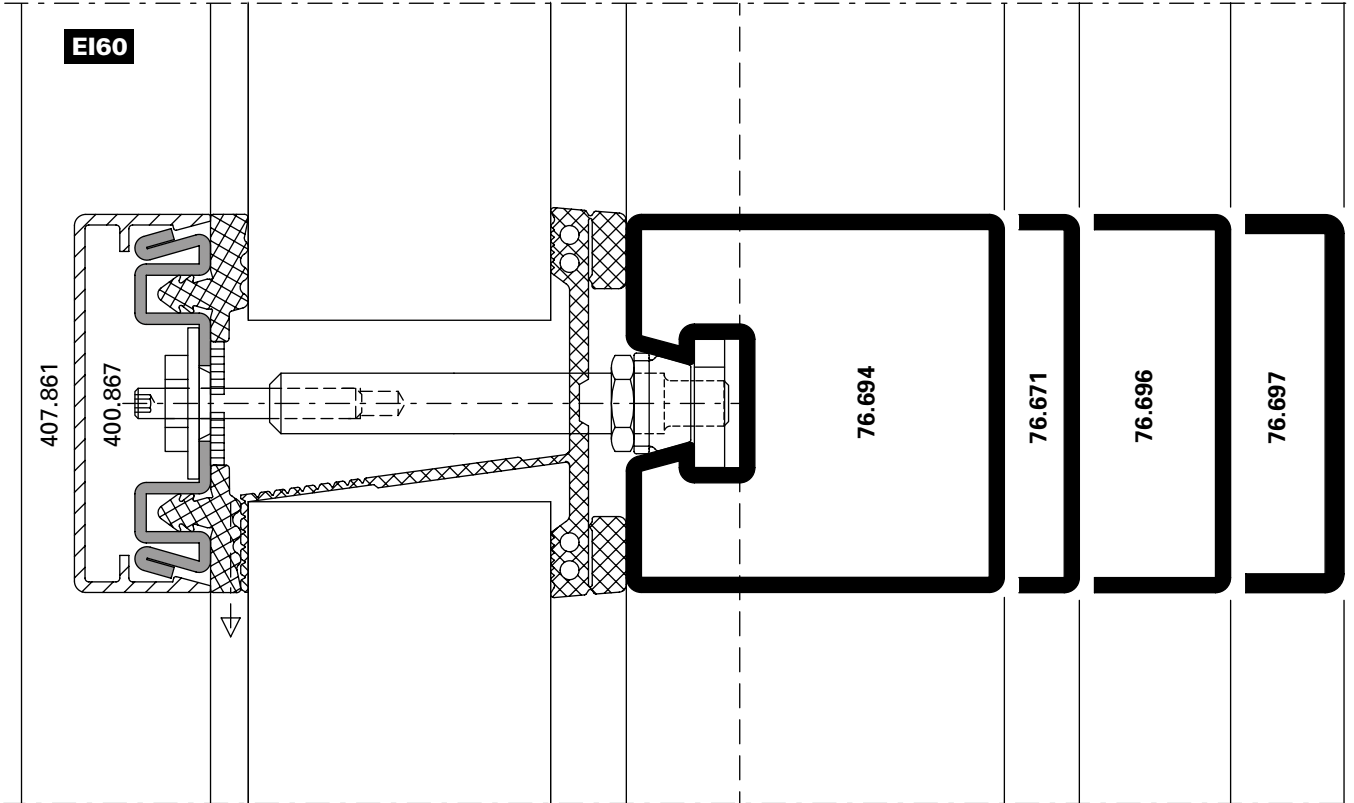
Detail of mullion



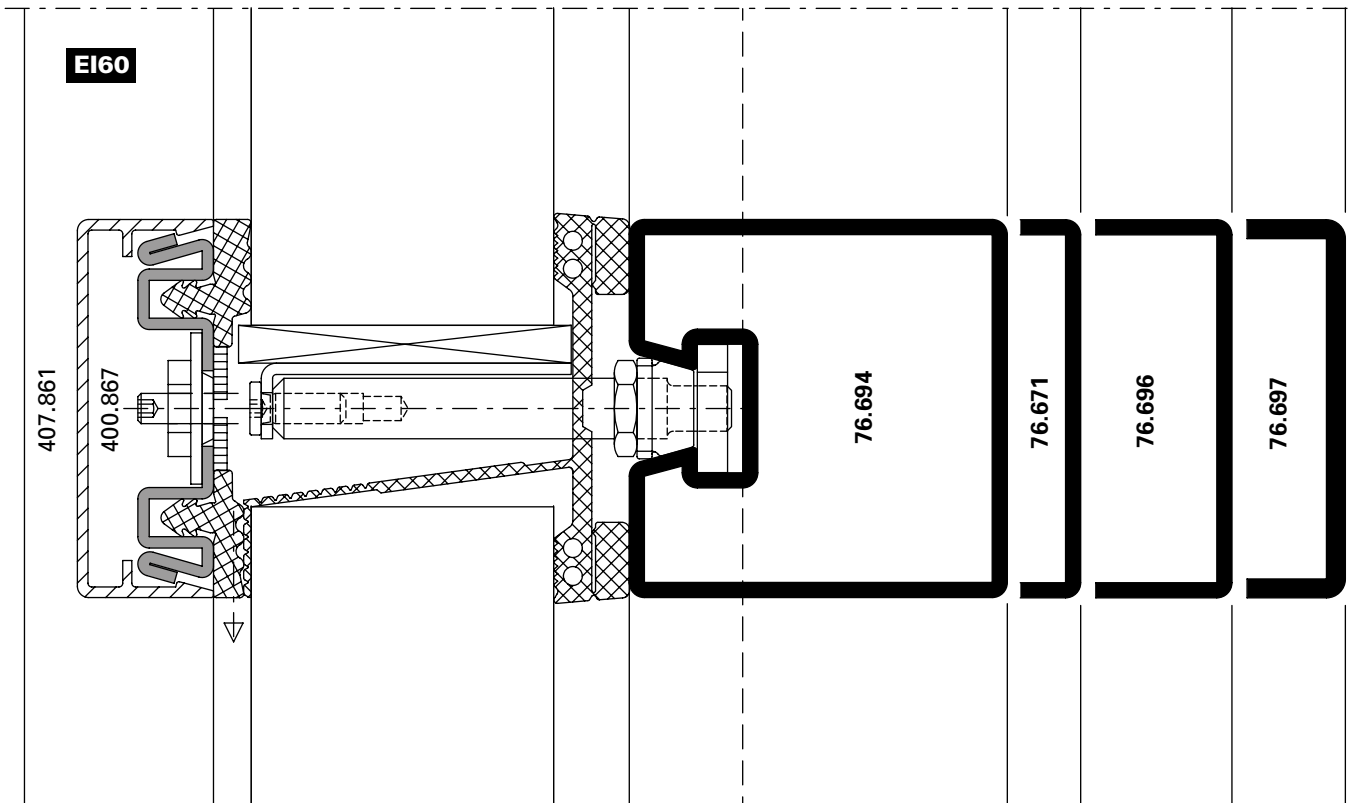
Riegel-Detail

Détail de la traverse

Detail of transom



DXF DWG D-403-C-005

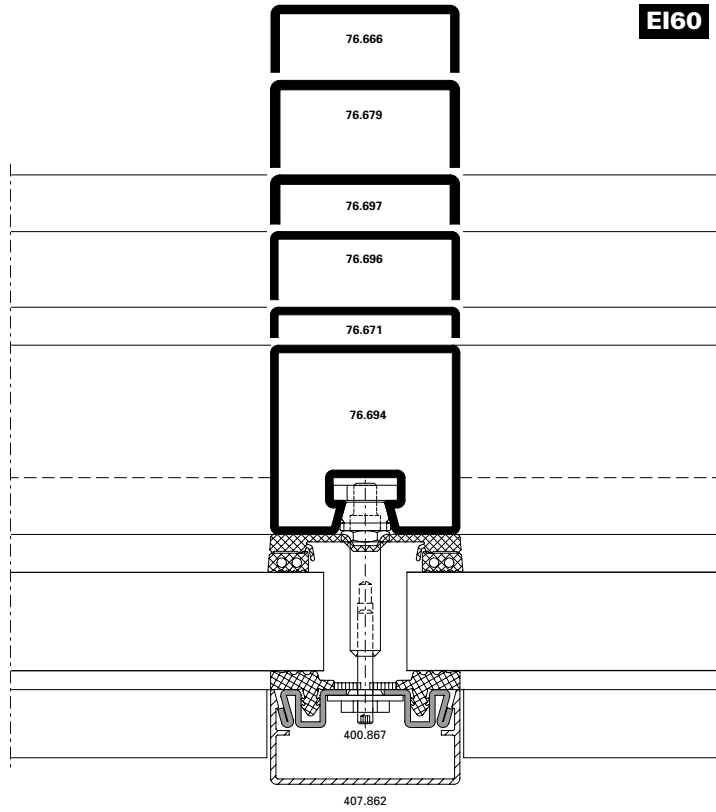


DXF DWG D-403-C-006

Pfosten-Detail

Détail du montant

Detail of mullion

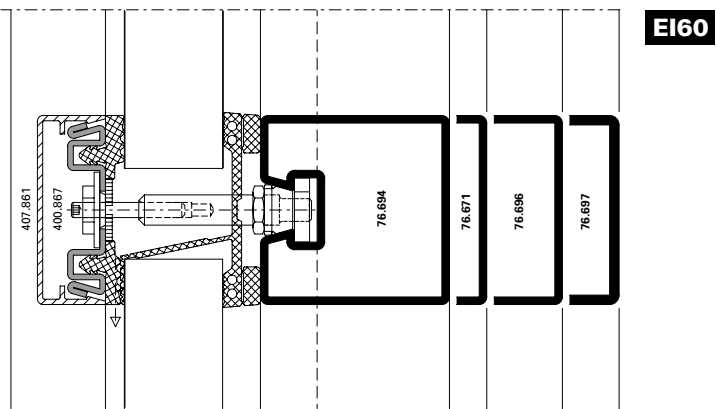


**DXF** **DWG** D-403-C-013

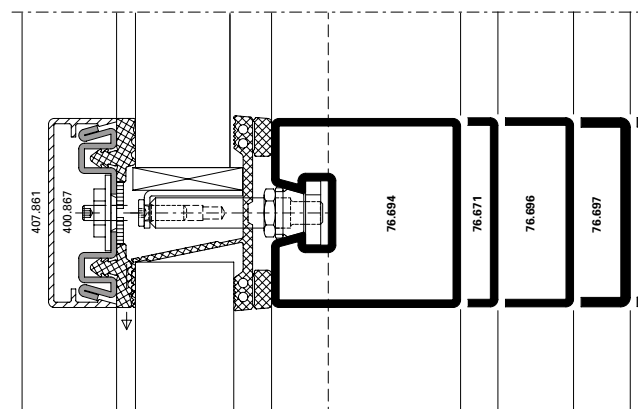
Riegel-Detail

Détail de la traverse

Detail of transom



**DXF** **DWG** D-403-C-014

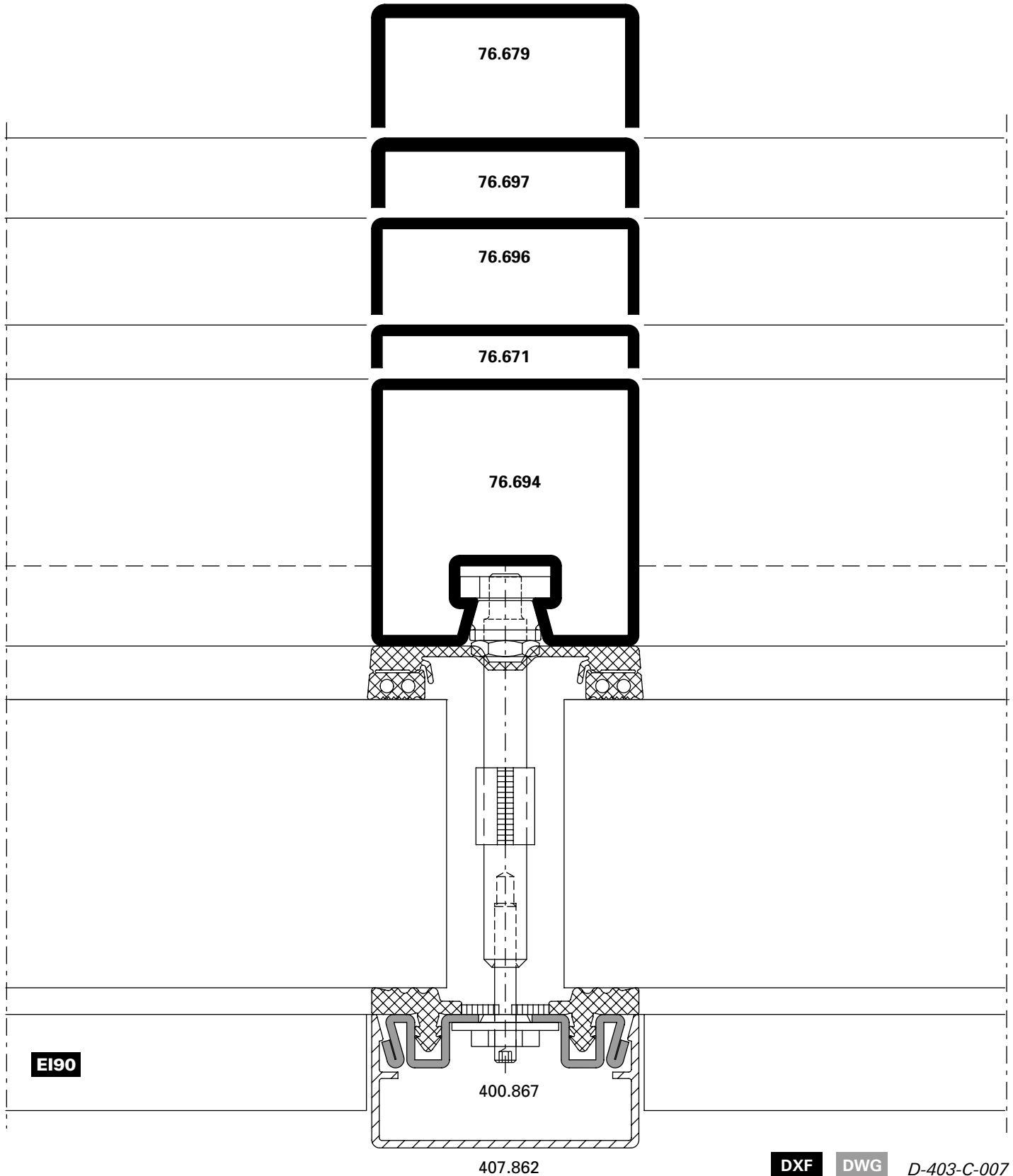


**DXF** **DWG** D-403-C-015

Pfosten-Detail

Détail du montant

Detail of mullion

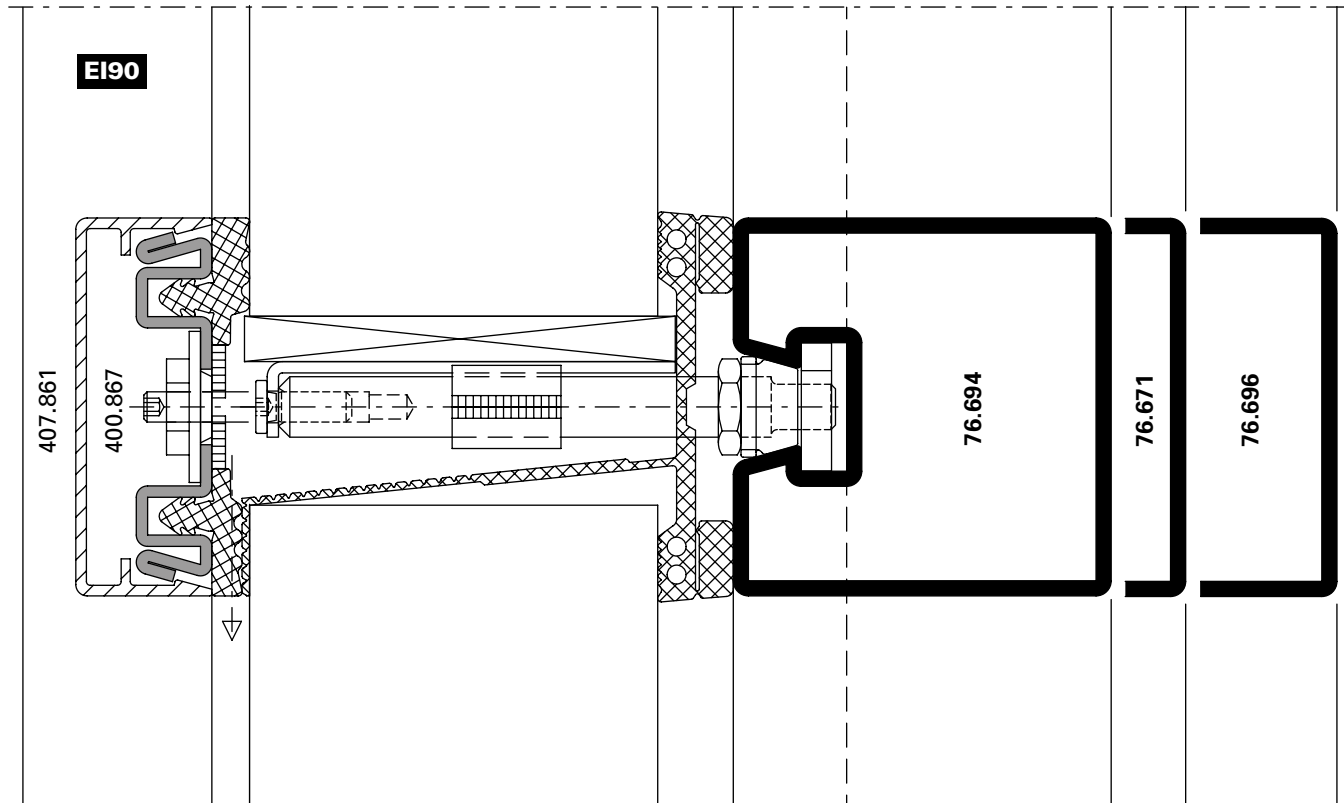
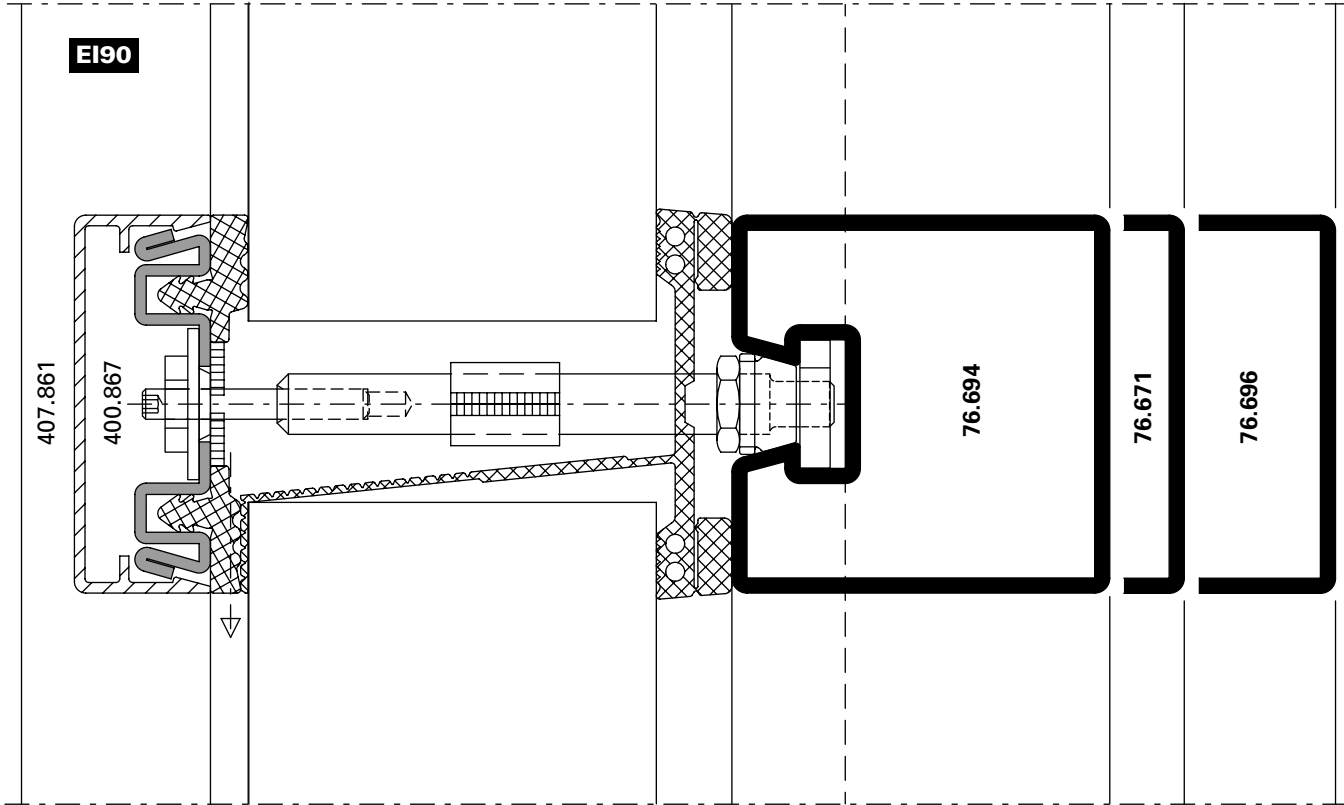


DXF DWG D-403-C-007

Riegel-Detail

Détail de la traverse

Detail of transom



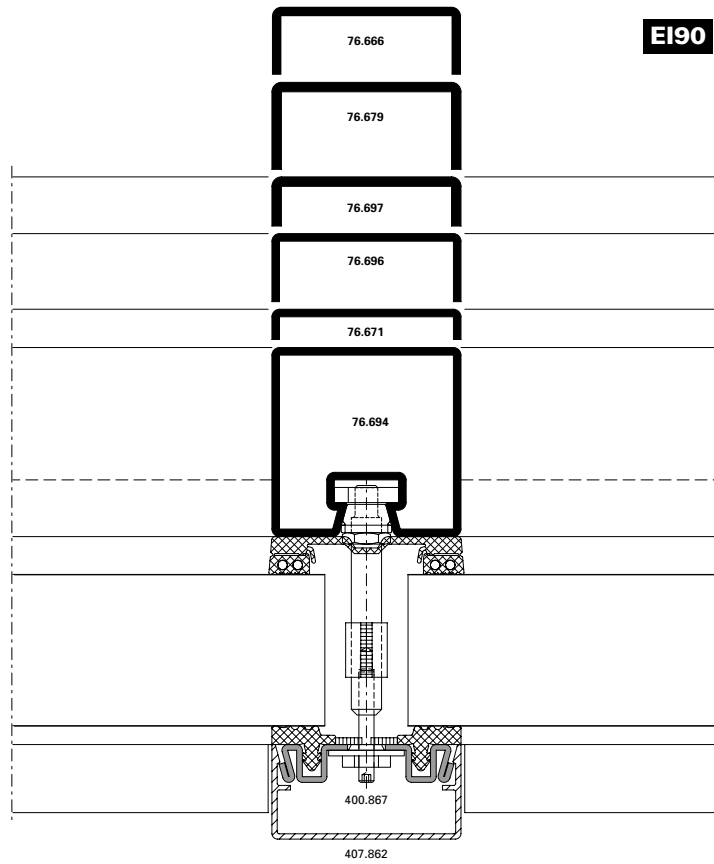
Schnittpunkte im Massstab 1:2  
 Coupe de détails à l'échelle 1:2  
 Section details on scale 1:2

VISS Fire  
 VISS Fire  
 VISS Fire

Pfosten-Detail

Détail du montant

Detail of mullion

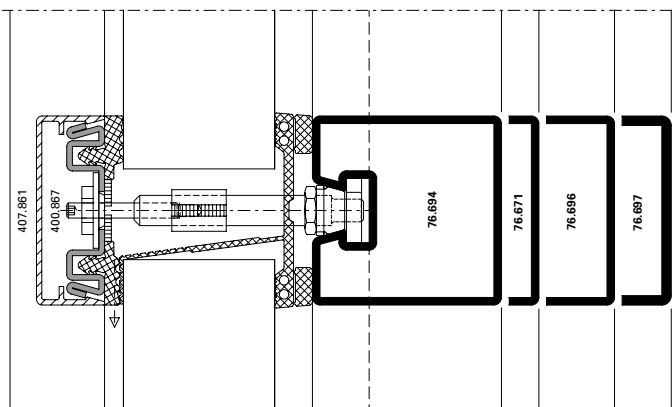


**DXF** **DWG** D-403-C-016

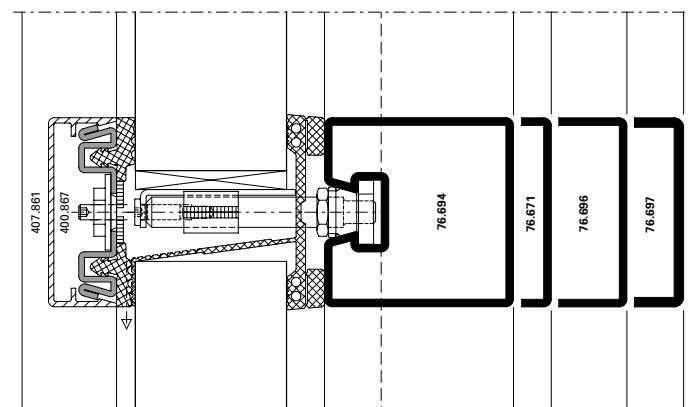
Riegel-Detail

Détail de la traverse

Detail of transom



**EI90** **DXF** **DWG** D-403-C-018

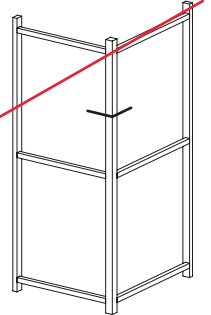
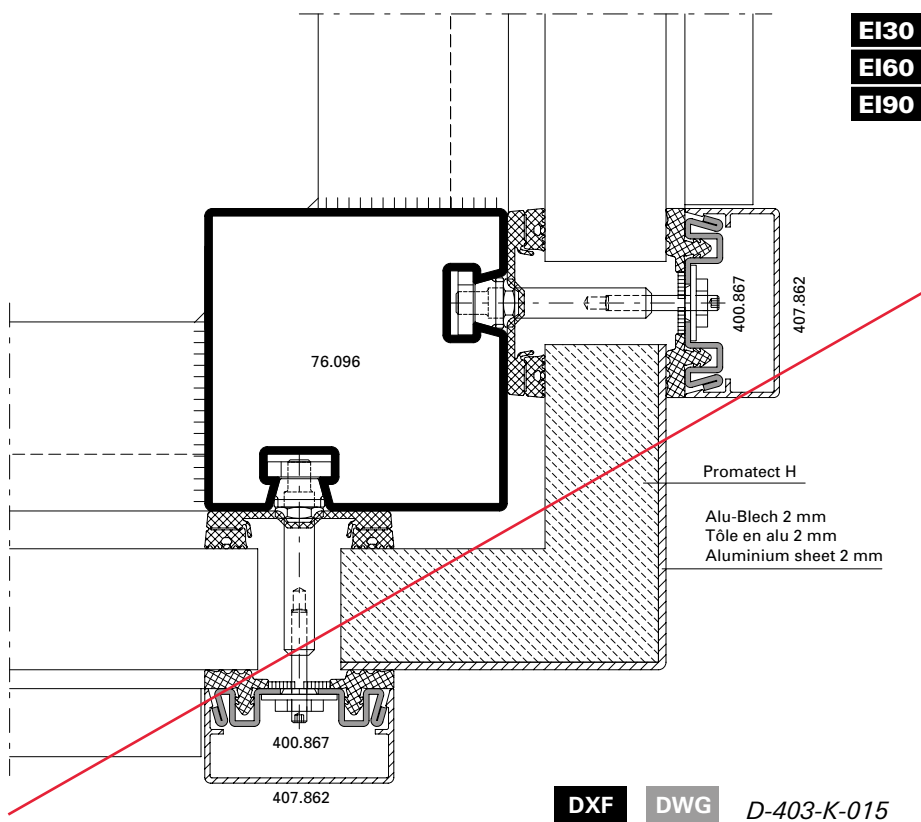
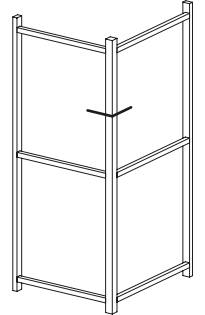
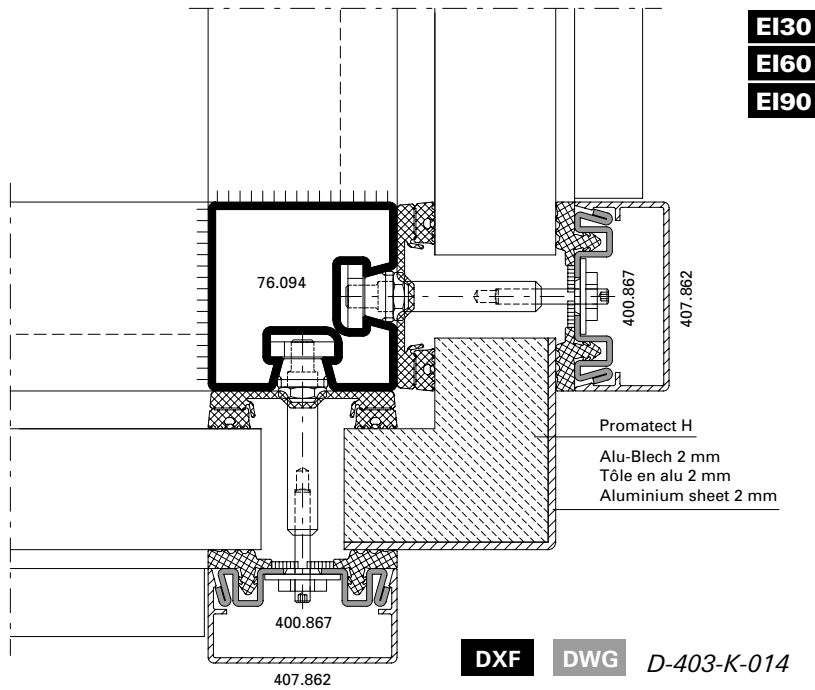


**DXF** **DWG** D-403-C-017

Eckausbildung 90°

Formation d'angle 90°

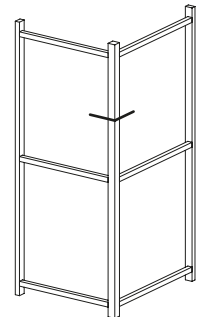
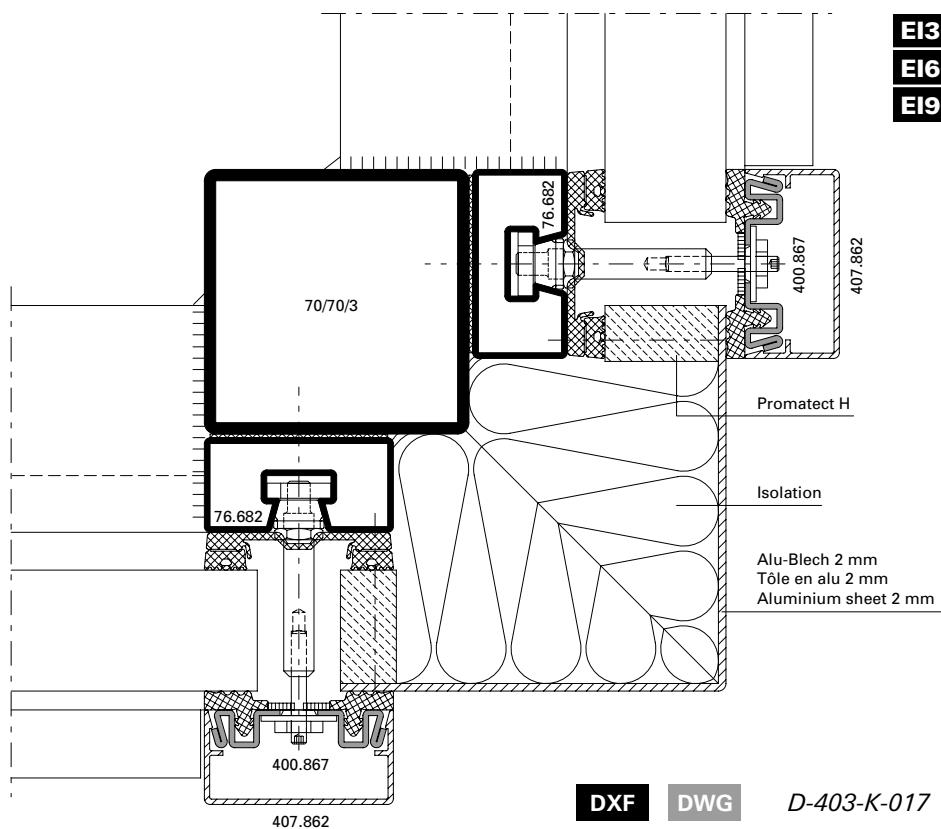
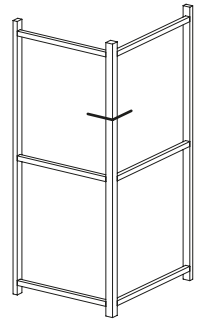
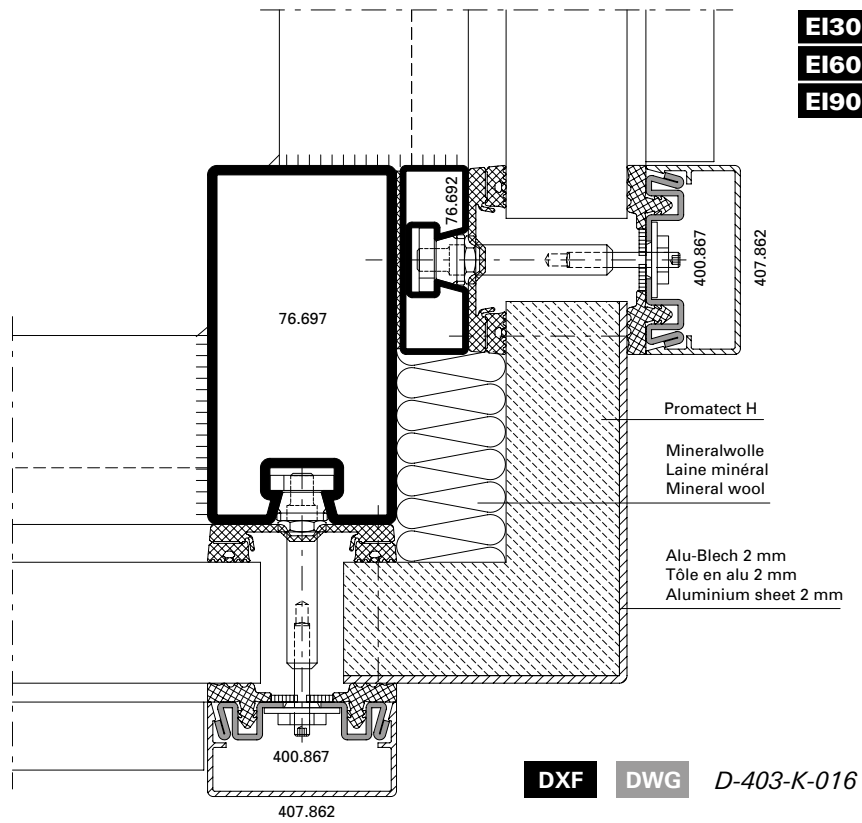
90° corner construction



Eckausbildung 90°

Formation d'angle 90°

90° corner construction

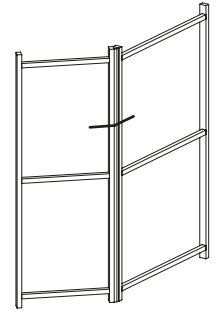
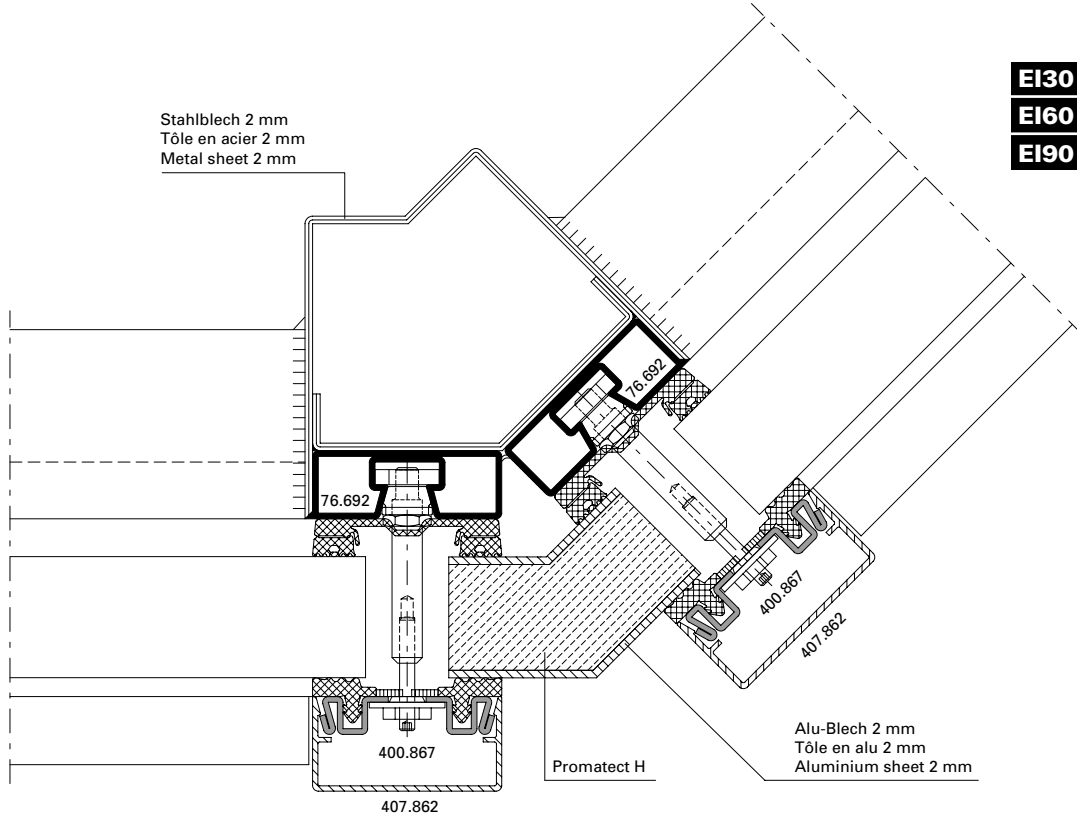




Aussenecke 135°

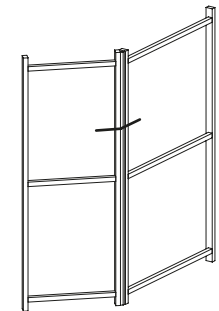
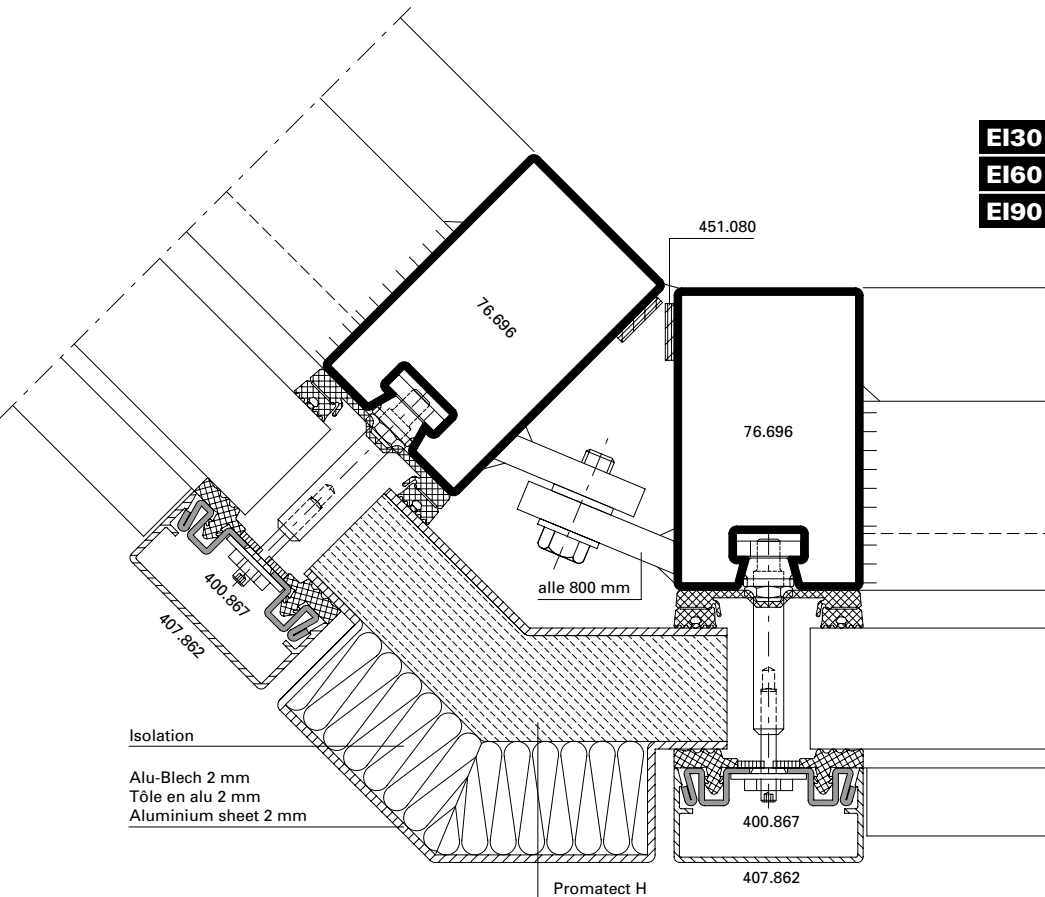
Angle extérieur 135°

Outer corner 135°



DXF DWG

D-403-K-008



DXF DWG

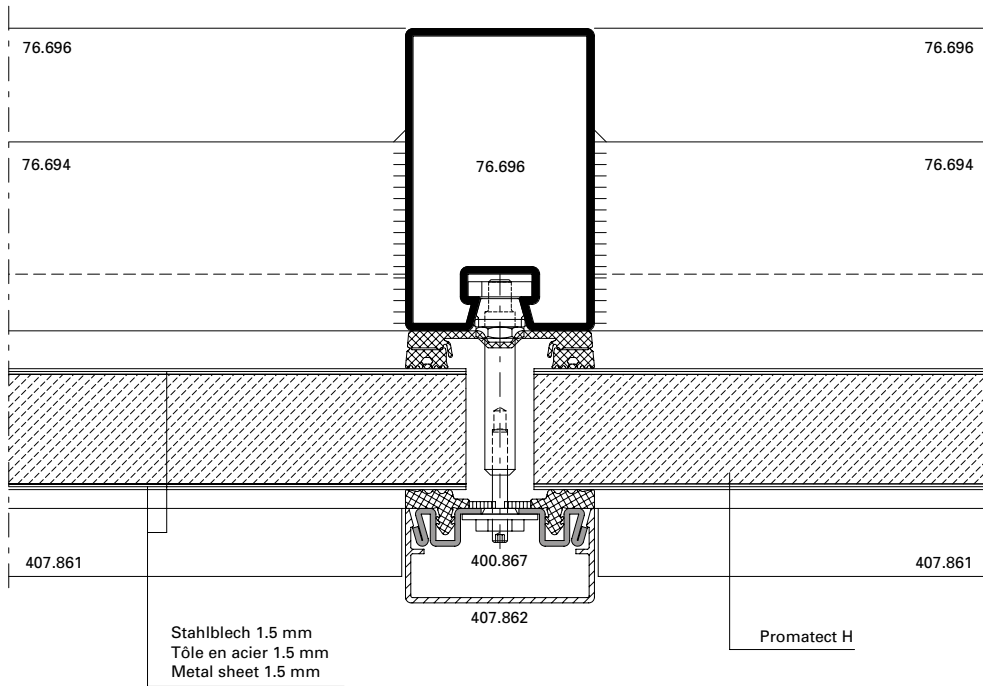
D-403-K-005



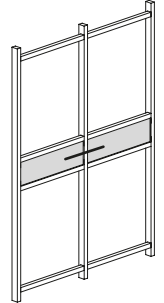
Panel-Ausbildungen

Agencements de panneau

Panel designs

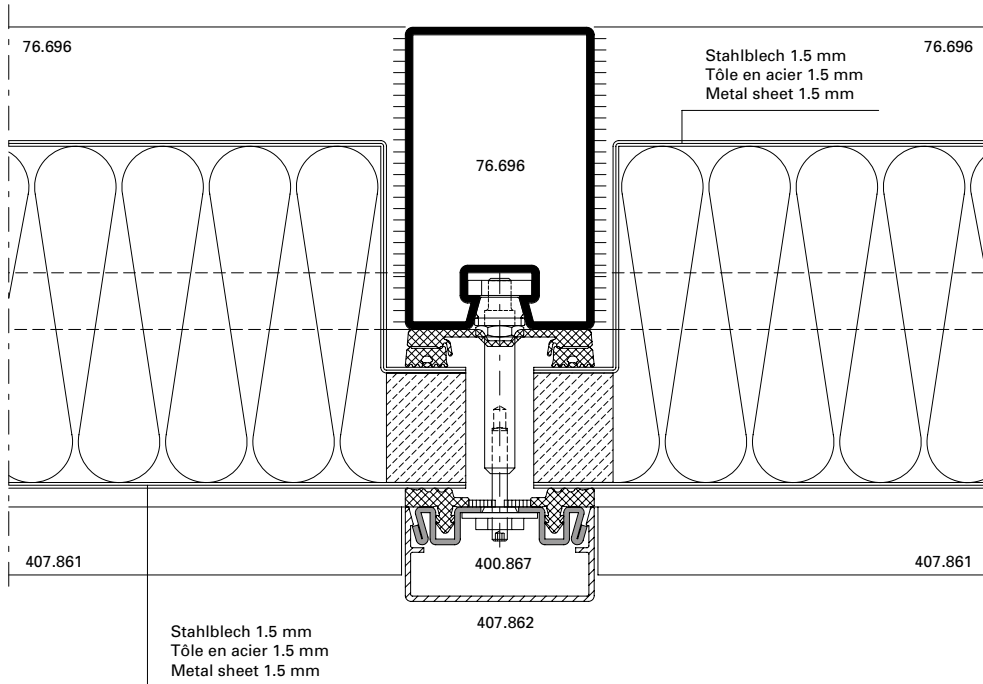


EI30  
 EI60  
 EI90

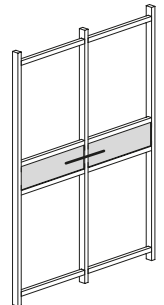


DXF DWG

D-403-K-001



EI30  
 EI60  
 EI90



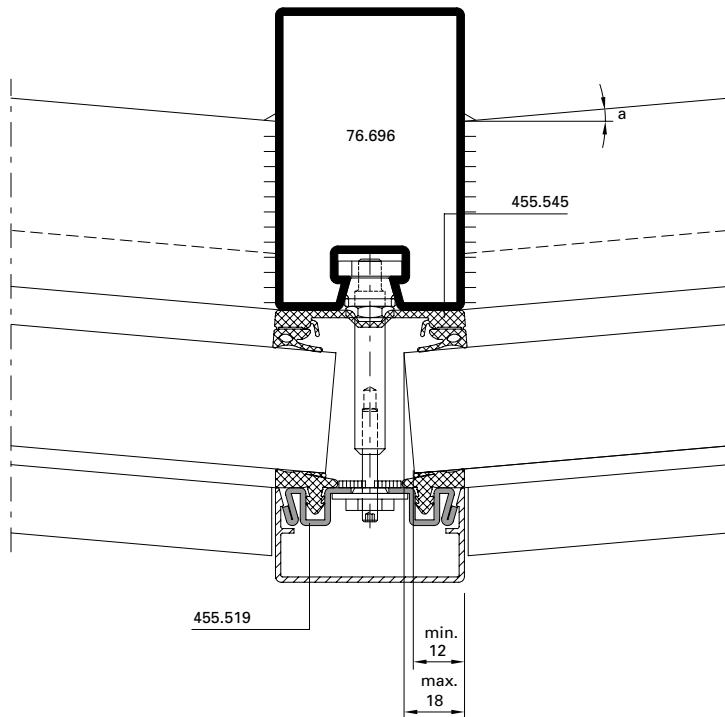
DXF DWG

D-403-K-002

Segment-Pfosten

Montant segment

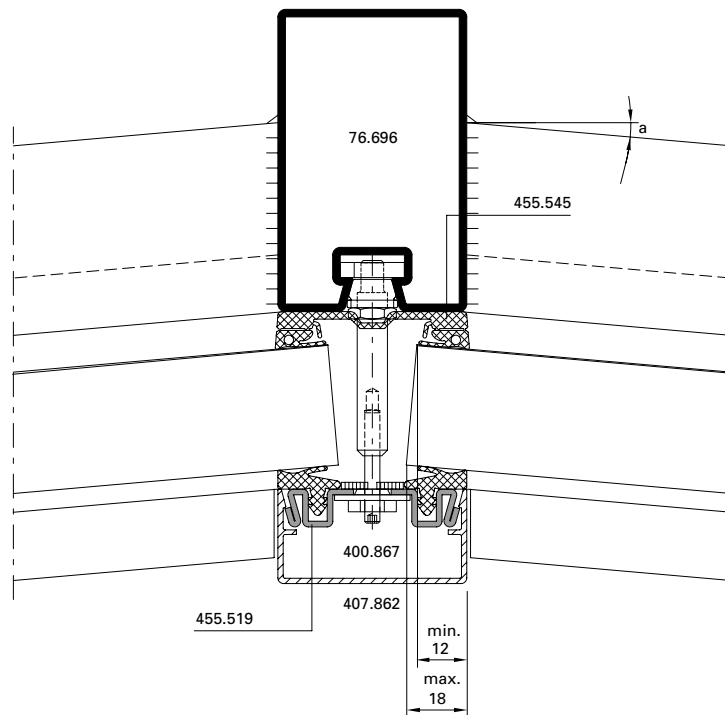
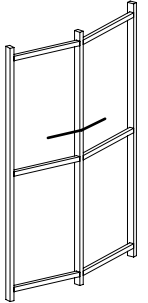
Segmented mullion



EI30  
 EI60  
 EI90

DXF DWG

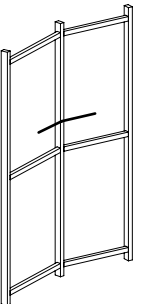
D-403-K-019



EI30  
 EI60  
 EI90

DXF DWG

D-403-K-020



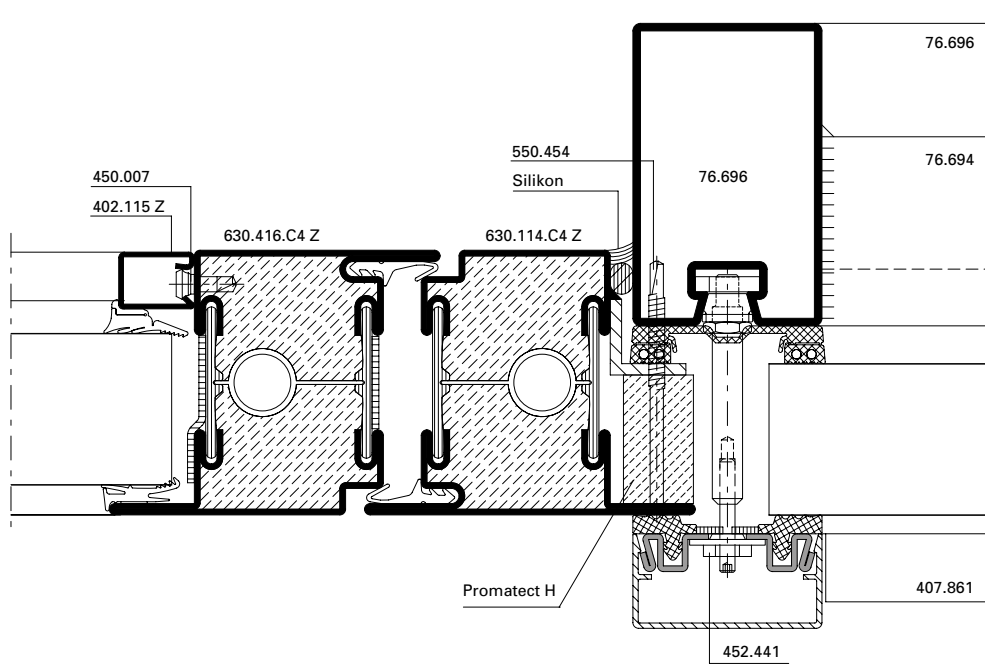
Anschlüsse am Bau im Masstab 1:2  
Raccordement au mur à l'échelle 1:2  
Attachment to structure on scale 1:2

VISS Fire  
VISS Fire  
VISS Fire

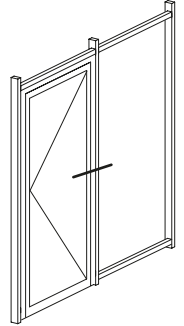
Einsatzelemente Türen

Éléments de remplissage portes

Infill elements doors



EI60  
EI90



DXF

DWG

D-403-K-013

**Anschlüsse am Bau im Masstab 1:2**  
**Raccordement au mur à l'échelle 1:2**  
**Attachment to structure on scale 1:2**

VISS Fire  
 VISS Fire  
 VISS Fire

Stahlwinkel / Cornière en acier / Steel angle 40/40/4

Mineralwolle / Laine minérale / Mineral wool

Silikon

76.696

76.694

76.696

407.861

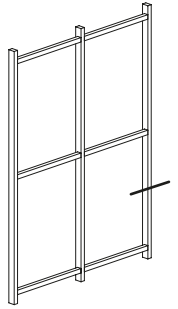
400.867

Promatect H

Alu-Blech / Tôle en alu / Aluminium sheet 2 mm

Silikon

**EI30**  
**EI60**  
**EI90**



**DXF** **DWG**

D-403-A-001

Stahlwinkel / Cornière en acier / Steel angle 100/40/3

Keramikfaserband  
 Bande de fibre de céramique  
 Ceramic fibre strip

Mineralwolle / Laine minérale / Mineral wool

Silikon

76.696

76.694

76.696

407.861

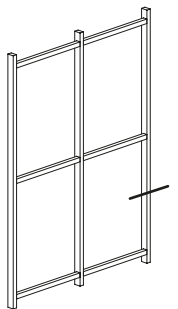
400.867

407.862

Promatect H

Mineralwolle / Laine minérale / Mineral wool

**EI30**  
**EI60**  
**EI90**

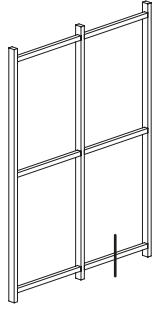
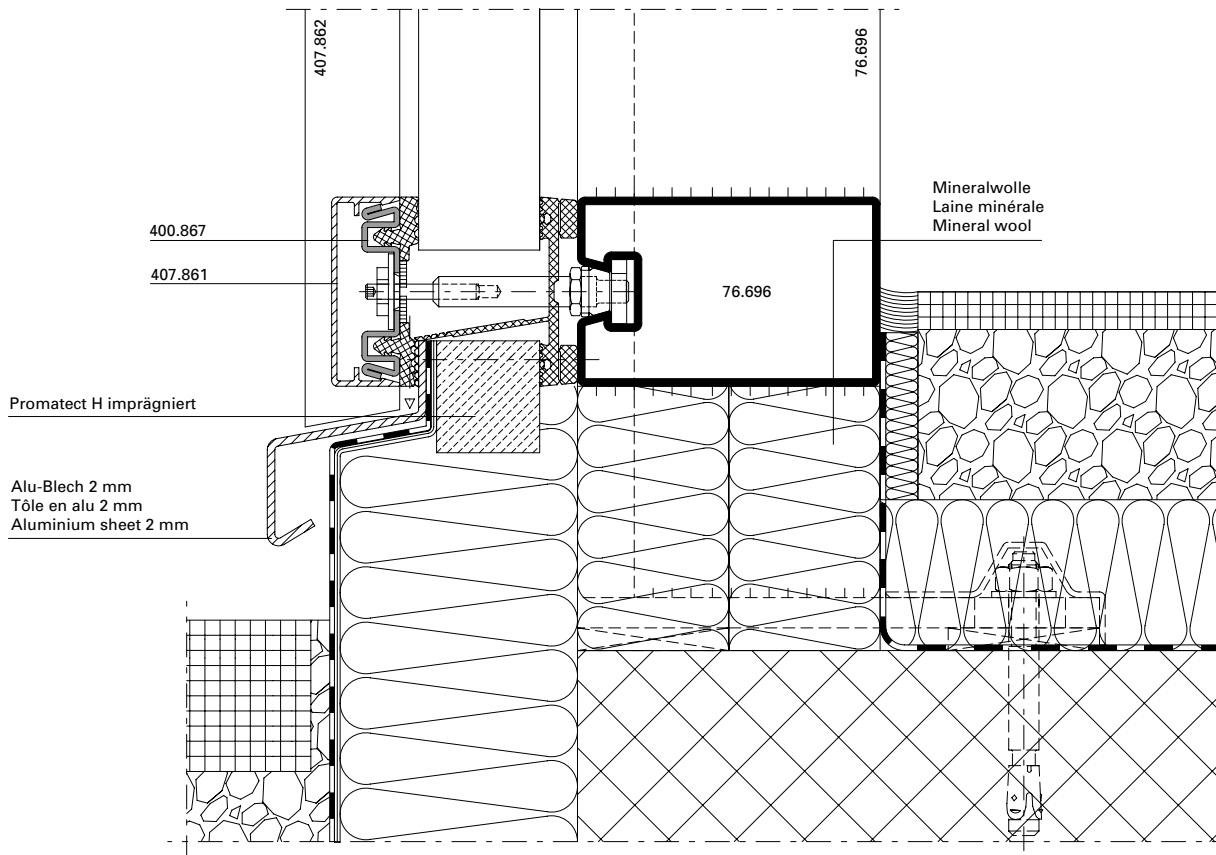


**DXF** **DWG**

D-403-A-002

**Anschlüsse am Bau im Masstab 1:2**  
**Raccordement au mur à l'échelle 1:2**  
**Attachment to structure on scale 1:2**

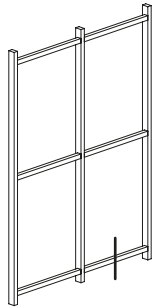
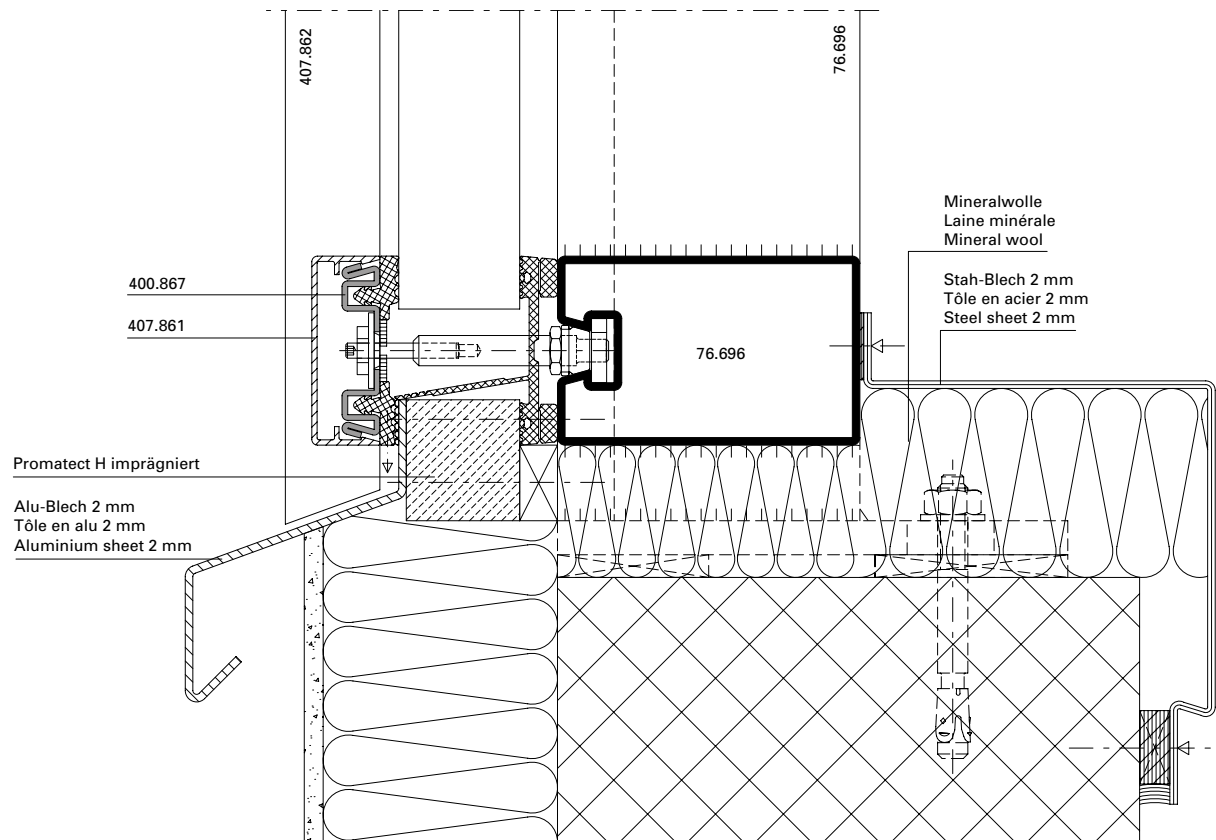
VISS Fire  
 VISS Fire  
 VISS Fire



**EI30**  
**EI60**  
**EI90**

**DXF** **DWG**

D-403-A-007



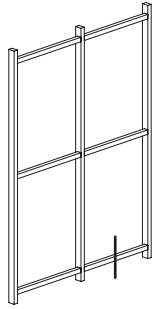
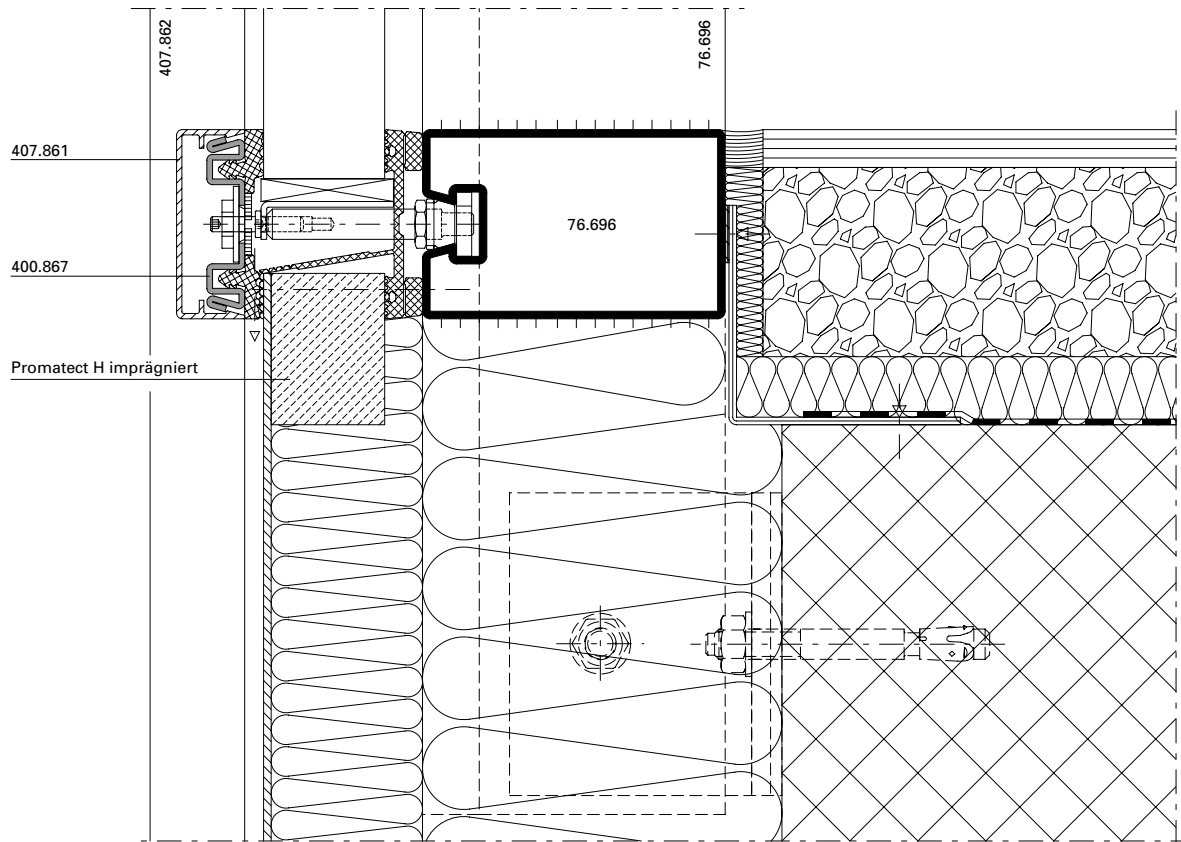
**EI30**  
**EI60**  
**EI90**

**DXF** **DWG**

D-403-A-008

Anschlüsse am Bau im Masstab 1:2  
 Raccordement au mur à l'échelle 1:2  
 Attachment to structure on scale 1:2

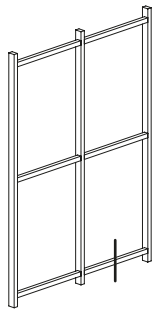
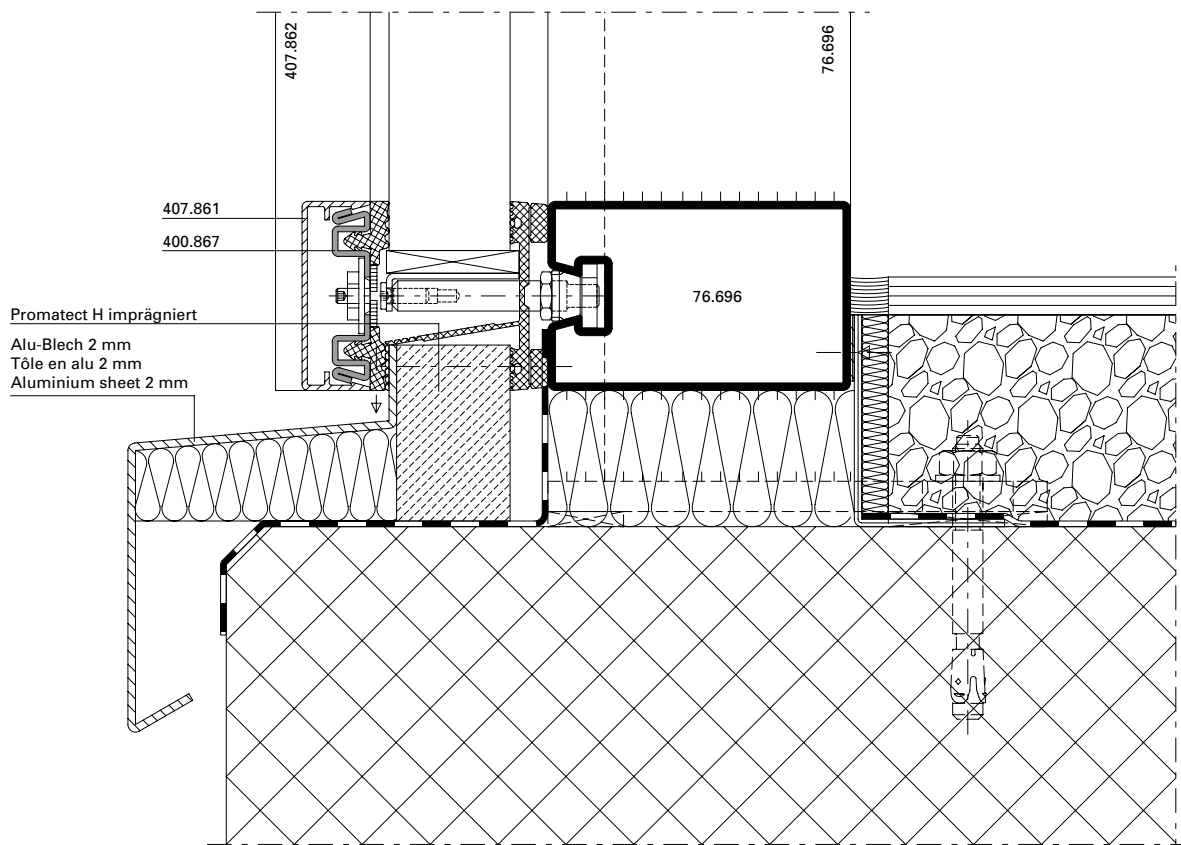
VISS Fire  
 VISS Fire  
 VISS Fire



EI30  
 EI60  
 EI90

DXF DWG

D-403-A-009



EI30  
 EI60  
 EI90

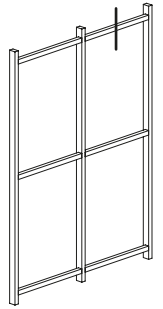
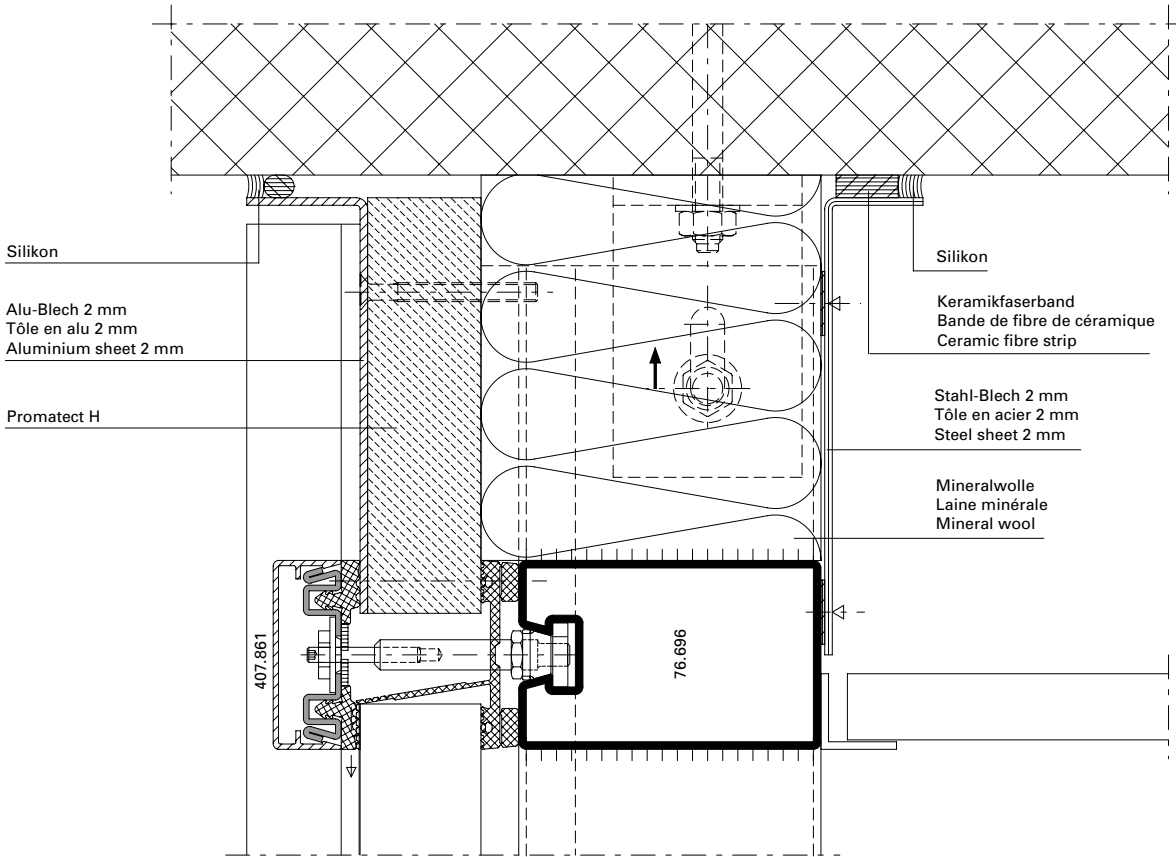
DXF DWG

D-403-A-010



**Anschlüsse am Bau im Masstab 1:2**  
**Raccordement au mur à l'échelle 1:2**  
**Attachment to structure on scale 1:2**

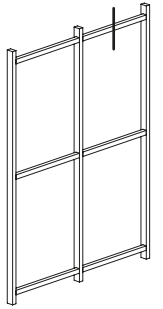
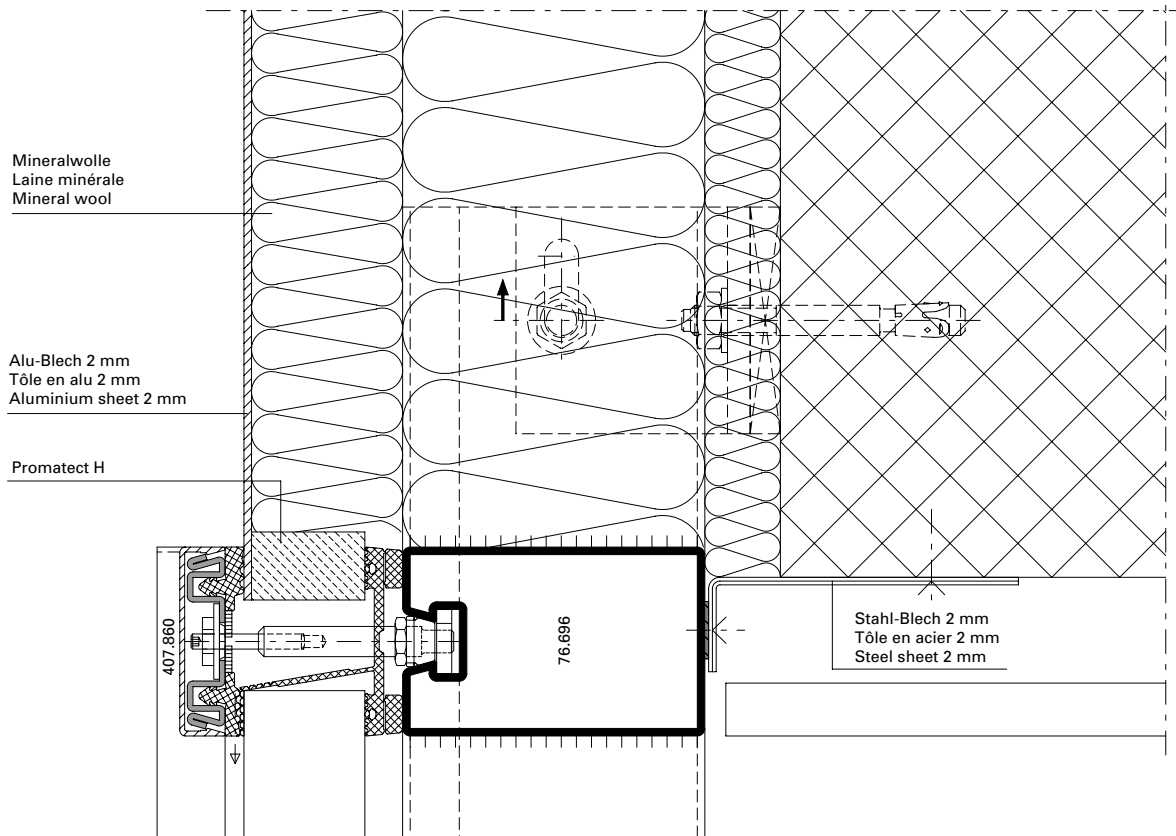
VISS Fire  
 VISS Fire  
 VISS Fire



**EI30**  
**EI60**  
**EI90**

**DXF** **DWG**

D-403-A-011



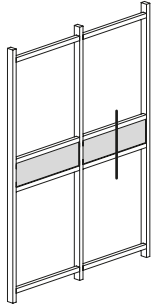
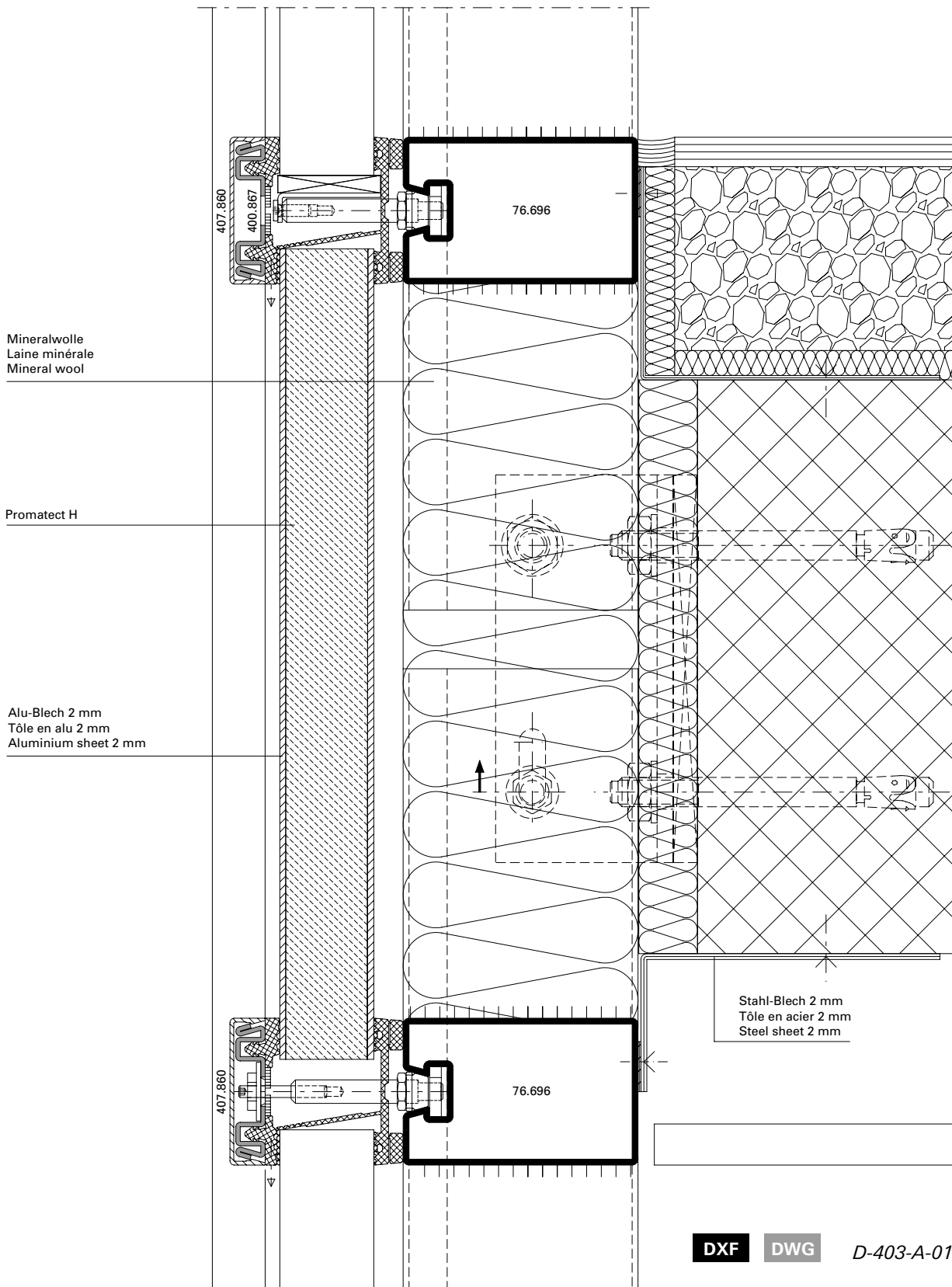
**EI30**  
**EI60**  
**EI90**

**DXF** **DWG**

D-403-A-012

Anschlüsse am Bau im Masstab 1:2  
Raccordement au mur à l'échelle 1:2  
Attachment to structure on scale 1:2

VISS Fire  
VISS Fire  
VISS Fire



EI30  
EI60  
EI90

DXF

DWG

D-403-A-013

**System-Hinweise**

**Remarques concernant les systèmes**

**System instructions**

VISS Fire

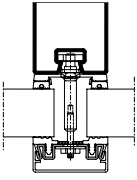
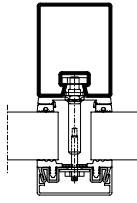
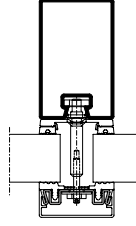
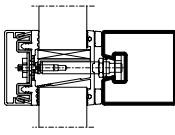
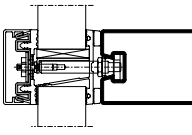
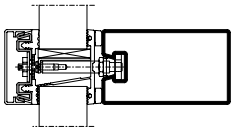
VISS Fire

VISS Fire

**U<sub>f</sub>-Werte nach EN 10077-2  
VISS Fire TVS (vertikal) 50 mm**

**Valeurs U<sub>f</sub> selon EN 10077-2  
VISS Fire TVS (vertikal) 50 mm**

**U<sub>f</sub> values according to 10077-2  
VISS Fire TVS (vertikal) 50 mm**

						
<b>Glas Verre Glass</b>	Pfosten 50/50 Montant 50/50 Mullion 50/50	Pfosten 50/95 Montant 50/95 Mullion 50/95	Pfosten 50/140 Montant 50/140 Mullion 50/140	Riegel 50/50 Traverse 50/50 Transom 50/50	Riegel 50/95 Traverse 50/95 Transom 50/95	Riegel 50/140 Traverse 50/140 Transom 50/140
10 mm	2,1 W/m <sup>2</sup> K	2,2 W/m <sup>2</sup> K	2,2 W/m <sup>2</sup> K	2,2 W/m <sup>2</sup> K	2,3 W/m <sup>2</sup> K	2,3 W/m <sup>2</sup> K
15 mm	1,9 W/m <sup>2</sup> K	1,9 W/m <sup>2</sup> K	2,0 W/m <sup>2</sup> K	2,0 W/m <sup>2</sup> K	2,0 W/m <sup>2</sup> K	2,0 W/m <sup>2</sup> K
20 mm	1,7 W/m <sup>2</sup> K	1,8 W/m <sup>2</sup> K	1,8 W/m <sup>2</sup> K	1,8 W/m <sup>2</sup> K	1,9 W/m <sup>2</sup> K	1,9 W/m <sup>2</sup> K
25 mm	1,7 W/m <sup>2</sup> K	1,7 W/m <sup>2</sup> K	1,7 W/m <sup>2</sup> K	1,7 W/m <sup>2</sup> K	1,8 W/m <sup>2</sup> K	1,8 W/m <sup>2</sup> K
30 mm	1,6 W/m <sup>2</sup> K	1,6 W/m <sup>2</sup> K	1,6 W/m <sup>2</sup> K	1,6 W/m <sup>2</sup> K	1,7 W/m <sup>2</sup> K	1,7 W/m <sup>2</sup> K
35 mm	1,5 W/m <sup>2</sup> K	1,5 W/m <sup>2</sup> K	1,6 W/m <sup>2</sup> K	1,6 W/m <sup>2</sup> K	1,6 W/m <sup>2</sup> K	1,6 W/m <sup>2</sup> K
40 mm	1,5 W/m <sup>2</sup> K	1,5 W/m <sup>2</sup> K	1,5 W/m <sup>2</sup> K	1,5 W/m <sup>2</sup> K	1,5 W/m <sup>2</sup> K	1,5 W/m <sup>2</sup> K
45 mm	1,4 W/m <sup>2</sup> K	1,5 W/m <sup>2</sup> K	1,5 W/m <sup>2</sup> K	1,5 W/m <sup>2</sup> K	1,5 W/m <sup>2</sup> K	1,5 W/m <sup>2</sup> K
50 mm	1,4 W/m <sup>2</sup> K	1,4 W/m <sup>2</sup> K	1,4 W/m <sup>2</sup> K	1,4 W/m <sup>2</sup> K	1,4 W/m <sup>2</sup> K	1,4 W/m <sup>2</sup> K
55 mm	1,4 W/m <sup>2</sup> K	1,4 W/m <sup>2</sup> K	1,4 W/m <sup>2</sup> K	1,4 W/m <sup>2</sup> K	1,4 W/m <sup>2</sup> K	1,4 W/m <sup>2</sup> K
70 mm	1,4 W/m <sup>2</sup> K	1,4 W/m <sup>2</sup> K	1,4 W/m <sup>2</sup> K	1,4 W/m <sup>2</sup> K	1,4 W/m <sup>2</sup> K	1,4 W/m <sup>2</sup> K

Der Einfluss der Schraubenbefestigung in Höhe von 0.3 W/m<sup>2</sup>K ist berücksichtigt.

Einbau mit Edelstahl-Anpressprofil und schwer entflammaren Dichtungen.

L'influence de la fixation à vis de 0.3 W/m<sup>2</sup>K est prise en compte.

Montage avec profilé de fixation en acier inox et joints difficilement combustible.

The 0.3 W/m<sup>2</sup>K influence of the screw fixing is taken into account.

Installation with stainless steel clamping section and flame retardant gaskets.

---

**Systemübersicht**

Merkmale  
Zulassungen  
Typenübersicht

**Sommaire du système**

Caractéristiques  
Homologations  
Sommaire des types

**Summary of system**

Characteristics  
Authorisations  
Summary of types

**112**

---

**Konstruktions-Hinweise  
Klasse E30**

Schnittpunkte  
Konstruktionsdetails  
Anschlüsse am Bau

**Consignes de construction  
classe E30**

Coupes de détails  
Détails de construction  
Raccordement au mur

**Construction  
instructions class E30**

Section details  
Construction details  
Attachment to structure

**116**

---

**Konstruktions-Hinweise  
Klasse EI90**

Schnittpunkte  
Konstruktionsdetails  
Anschlüsse am Bau

**Consignes de construction  
classe EI**

Coupes de détails  
Détails de construction  
Raccordement au mur

**Construction  
instructions class EI**

Section details  
Construction details  
Attachment to structure

**121**

**Merkmale**  
**Caractéristiques**  
**Characteristics**

VISS Fire DV  
VISS Fire DV  
VISS Fire DV

## VISS Fire DV

Wärmegeämmte Pfosten-Riegel-  
konstruktion für Brandschutz-  
Fassaden (**Innenanwendung trocken**).

**Anwendung:**  
E30 / E60 / E90  
EI30 / EI60 / EI90

## VISS Fire DV

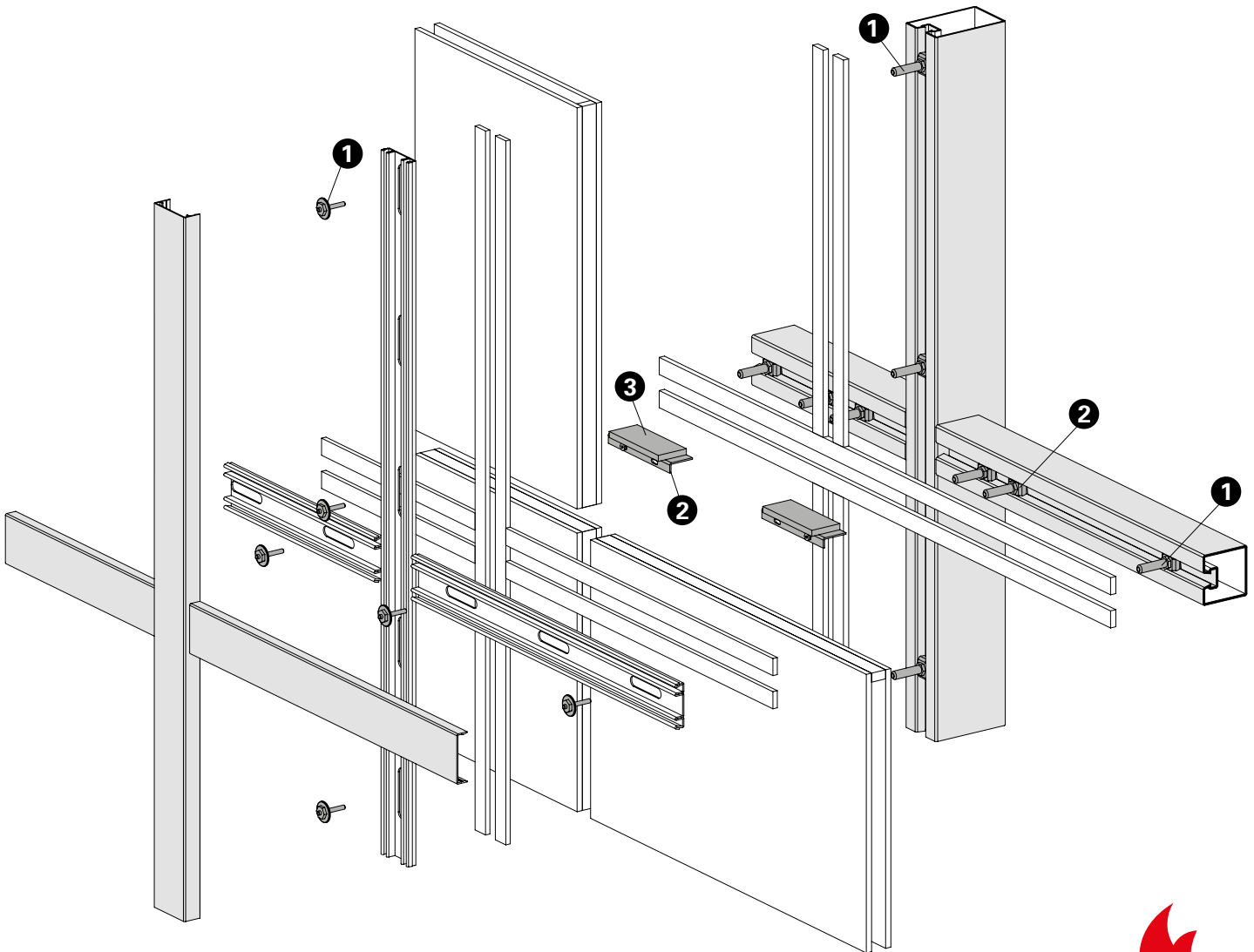
Construction à montants et traverses  
à rupture de pont thermique pour  
les façades de protection incendie  
(**application intérieure sèche**).


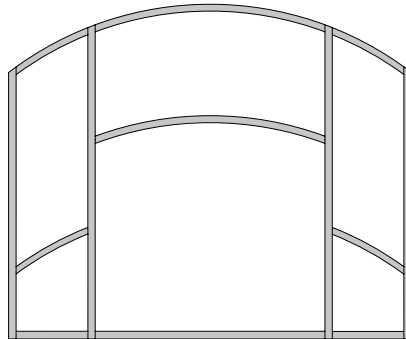
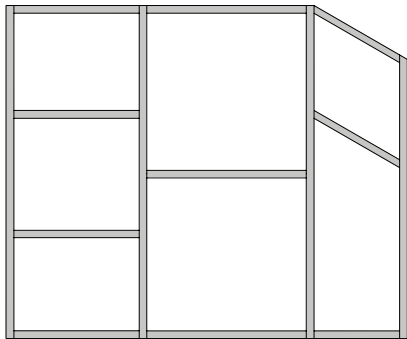

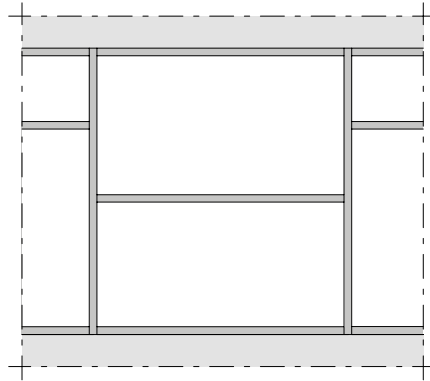

**Application:**  
E30 / E60 / E90  
EI30 / EI60 / EI90

## VISS Fire DV

Fully insulated curtain walling  
system for fire protection façades  
(**inside application dry**).

**Application:**  
E30 / E60 / E90  
EI30 / EI60 / EI90





**VISS Fire DV**  
**Brandschutzverglasung Klasse E**

**VISS Fire DV**  
**Vitrage pare-flammes Classe E**

**VISS Fire DV**  
**Fire protection glazing Class E**

**CH: R30**  
SBZ 8155  
**E60**  
SBZ 14647 / SBZ 14648

**CH: R30**  
SBZ 8155  
**E60**  
SBZ 14647 / SBZ Z 14648

**CH: R30**  
SBZ 8155  
**E60**  
SBZ 14647 / SBZ Z 14648

**DE: G30**  
Z-19-14-590  
Z-19.14-1214  
**G60**  
Z-19.14-1216  
**G90**  
Z-19.14-1563  
DIBt Berlin

**DE: G30**  
Z-19-14-590  
Z-19.14-1214  
**G60**  
Z-19.14-1216  
**G90**  
Z-19.14-1563  
DIBt Berlin

**DE: G30**  
Z-19-14-590  
Z-19.14-1214  
**G60**  
Z-19.14-1216  
**G90**  
Z-19.14-1563  
DIBt Berlin

**Pfosten-Riegel-Verbindung**  
AbZ Z-14.4-467 (T-Verbinder)

**Jonction montant-traverse**  
AbZ Z-14.4-467 (Raccord en T)

**Mullion-transom connection**  
AbZ Z-14.4-467 (Connecting spigot)

**AT: E30 / EW30**  
**E60 / EW60**  
**E90 / EW90**  
Klassifizierungsbericht  
Nr. 100 308 27-4 IBS Linz

**AT: E30 / EW30**  
**E60 / EW60**  
**E90 / EW90**  
Klassifizierungsbericht  
Nr. 100 308 27-4 IBS Linz

**AT: E30 / EW30**  
**E60 / EW60**  
**E90 / EW90**  
Klassifizierungsbericht  
Nr. 100 308 27-4 IBS Linz

**FR: Pare-flammes 30', 45', 60', 90'**  
Divers Procès-verbaux  
effectis france

**FR: Pare-flammes 30', 45', 60', 90'**  
Divers Procès-verbaux  
effectis france

**FR: Pare-flammes 30', 45', 60', 90'**  
Divers Procès-verbaux  
effectis france

**GB: Vertikal**  
**Integrity 1/2 h, 1 h, 1 1/2 h**  
BS 476:Part 22:1987  
P100099-1002  
BRE GB-Bucknalls Lane,  
Harston, Watford, Herfordshire

**GB: Vertikal**  
**Integrity 1/2 h, 1 h, 1 1/2 h**  
BS 476:Part 22:1987  
P100099-1002  
BRE GB-Bucknalls Lane,  
Harston, Watford, Herfordshire

**GB: Vertikal**  
**Integrity 1/2 h, 1 h, 1 1/2 h**  
BS 476:Part 22:1987  
P100099-1002  
BRE GB-Bucknalls Lane,  
Harston, Watford, Herfordshire

**Schräg**  
**Integrity 1/2 h, 1 h**  
BS 476:Part 22:1987  
CC 223495  
BRE GB-Bucknalls Lane,  
Harston, Watford, Herfordshire

**Oblique**  
**Integrity 1/2 h, 1 h**  
BS 476:Part 22:1987  
CC 223495  
BRE GB-Bucknalls Lane,  
Harston, Watford, Herfordshire

**Sloping**  
**Integrity 1/2 h, 1 h**  
BS 476:Part 22:1987  
CC 223495  
BRE GB-Bucknalls Lane,  
Harston, Watford, Herfordshire

Die landesspezifischen  
Brandschutz-Zulassungen bzw.  
deren Bestimmungen und  
Vorschriften sind zu beachten.

Les certificats de protection  
incendie spécifiques au pays,  
leurs dispositions et leurs  
prescriptions doivent être respectés.

Fire-protection approvals or  
applicable national regulations  
and determinations must be  
observed.

Zulassungen/Prüfungen  
Homologations/Essais  
Authorisations/Tests

VISS Fire DV  
VISS Fire DV  
VISS Fire DV

**VISS Fire DV**  
**Brandschutzverglasung Klasse EI**

**VISS Fire DV**  
**Vitrage coupe feu Classe EI**

**VISS Fire DV**  
**Fire protection glazing Class EI**

**DE: F30**  
Z-19-14-1592

**F90**  
Z-19-14-1730

**Pfosten-Riegel-Verbindung**  
AbZ Z-14.4-467 (T-Verbinder)

**DE: F30**  
Z-19-14-1592

**F90**  
Z-19-14-1730

**Jonction montant-traverse**  
AbZ Z-14.4-467 (Raccord en T)

**DE: F30**  
Z-19-14-1592

**F90**  
Z-19-14-1730

**Mullion-transom connection**  
AbZ Z-14.4-467 (Connecting spigot)

**AT: EI30 / EI60 / EI90**  
Klassifizierungsbericht  
Nr. 100 308 27-4 IBS Linz

**AT: EI30 / EI60 / EI90**  
Klassifizierungsbericht  
Nr. 100 308 27-4 IBS Linz

**AT: EI30 / EI60 / EI90**  
Klassifizierungsbericht  
Nr. 100 308 27-4 IBS Linz

**FR: Coupe feu 30', 45', 60', 90'**  
Divers Procès-verbaux  
efectis france

**FR: Coupe feu 30', 45', 60', 90'**  
Divers Procès-verbaux  
efectis france

**FR: Coupe feu 30', 45', 60', 90'**  
Divers Procès-verbaux  
efectis france

**GB: Vertikal**  
**Integrity 1/2 h, 1 h, 1 1/2 h**  
BS 476:Part 22:1987  
P100099-1002  
BRE GB-Bucknalls Lane,  
Harston, Watford, Herfordshire

**GB: Vertikal**  
**Integrity 1/2 h, 1 h, 1 1/2 h**  
BS 476:Part 22:1987  
P100099-1002  
BRE GB-Bucknalls Lane,  
Harston, Watford, Herfordshire

**GB: Vertikal**  
**Integrity 1/2 h, 1 h, 1 1/2 h**  
BS 476:Part 22:1987  
P100099-1002  
BRE GB-Bucknalls Lane,  
Harston, Watford, Herfordshire

**Schräg**  
**Integrity 1/2 h, 1 h**  
BS 476:Part 22:1987  
CC 223495  
BRE GB-Bucknalls Lane,  
Harston, Watford, Herfordshire

**Oblique**  
**Integrity 1/2 h, 1 h**  
BS 476:Part 22:1987  
CC 223495  
BRE GB-Bucknalls Lane,  
Harston, Watford, Herfordshire

**Sloping**  
**Integrity 1/2 h, 1 h**  
BS 476:Part 22:1987  
CC 223495  
BRE GB-Bucknalls Lane,  
Harston, Watford, Herfordshire

Die landesspezifischen  
Brandschutz-Zulassungen bzw.  
deren Bestimmungen und  
Vorschriften sind zu beachten.

Les certificats de protection  
incendie spécifiques au pays,  
leurs dispositions et leurs  
prescriptions doivent être respectés.

Fire-protection approvals or  
applicable national regulations  
and determinations must be  
observed.





**VISS Fire DV**  
**Brandschutzverglasung**  
**Klasse E**

**Hinweis:**

Bei der Auswahl von Schnittpunkten, Konstruktions-Details und Bauanschlüssen sind die landesspezifischen Brandschutz-Zulassungen und Vorschriften zwingend zu beachten!



**VISS Fire DV**  
**Vitrage pare-flammes**  
**Classe E**

**Note:**

Les certificats de protection incendie et les prescriptions spécifiques au pays doivent être impérativement respectés lors du choix des coupe de détails, des détails de construction et des raccordements au mur!



**VISS Fire DV**  
**Fire protection glazing**  
**Class E**

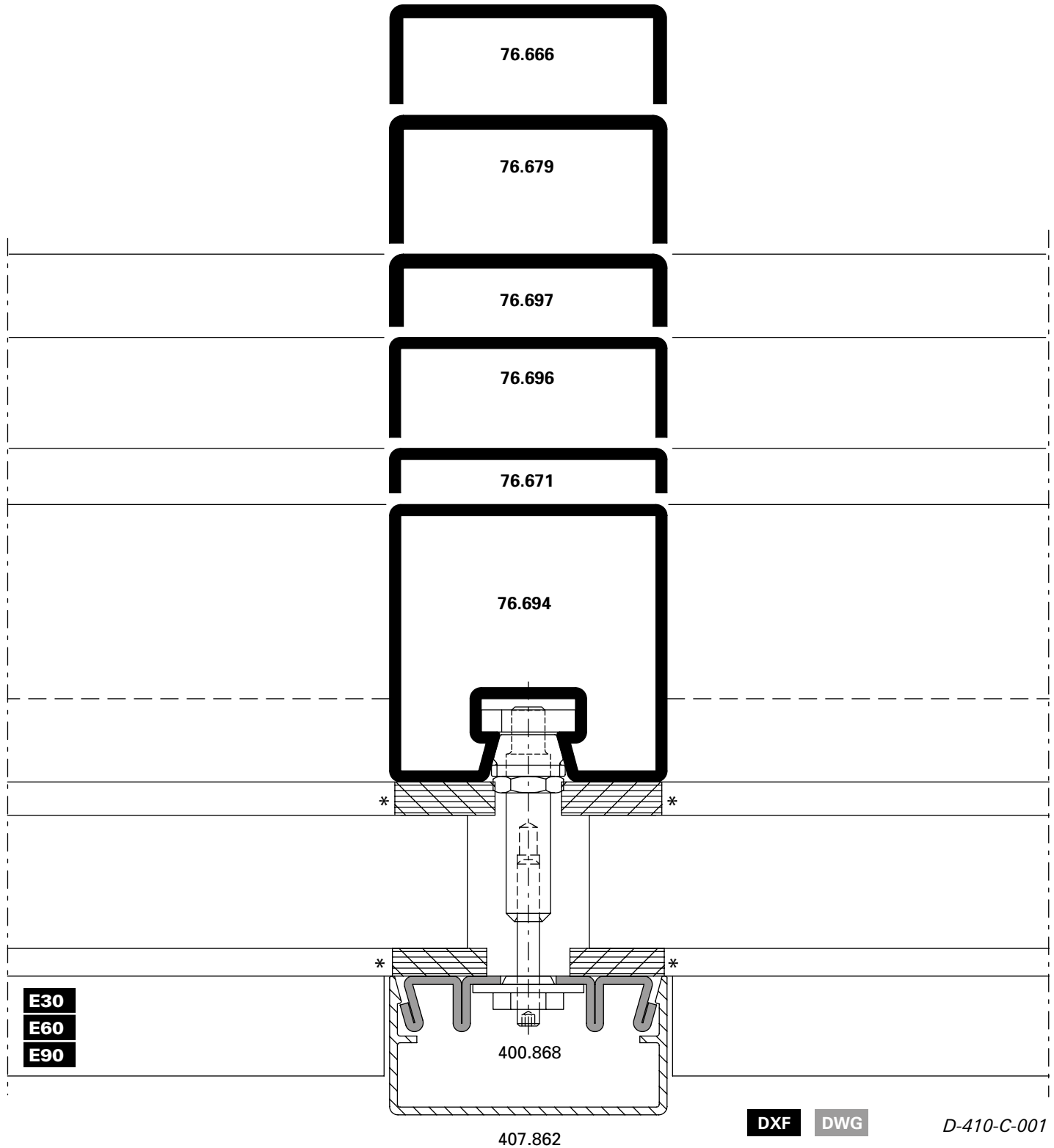
**Note:**

When selecting section details, construction details and attachment to structure, the national fire-protection approvals and regulations must be observed (mandatory)!

Pfosten-Detail

Détail du montant

Detail of mullion



\* wahlweise Silikon-Abdichtung  
 (DIN 4102-B1)

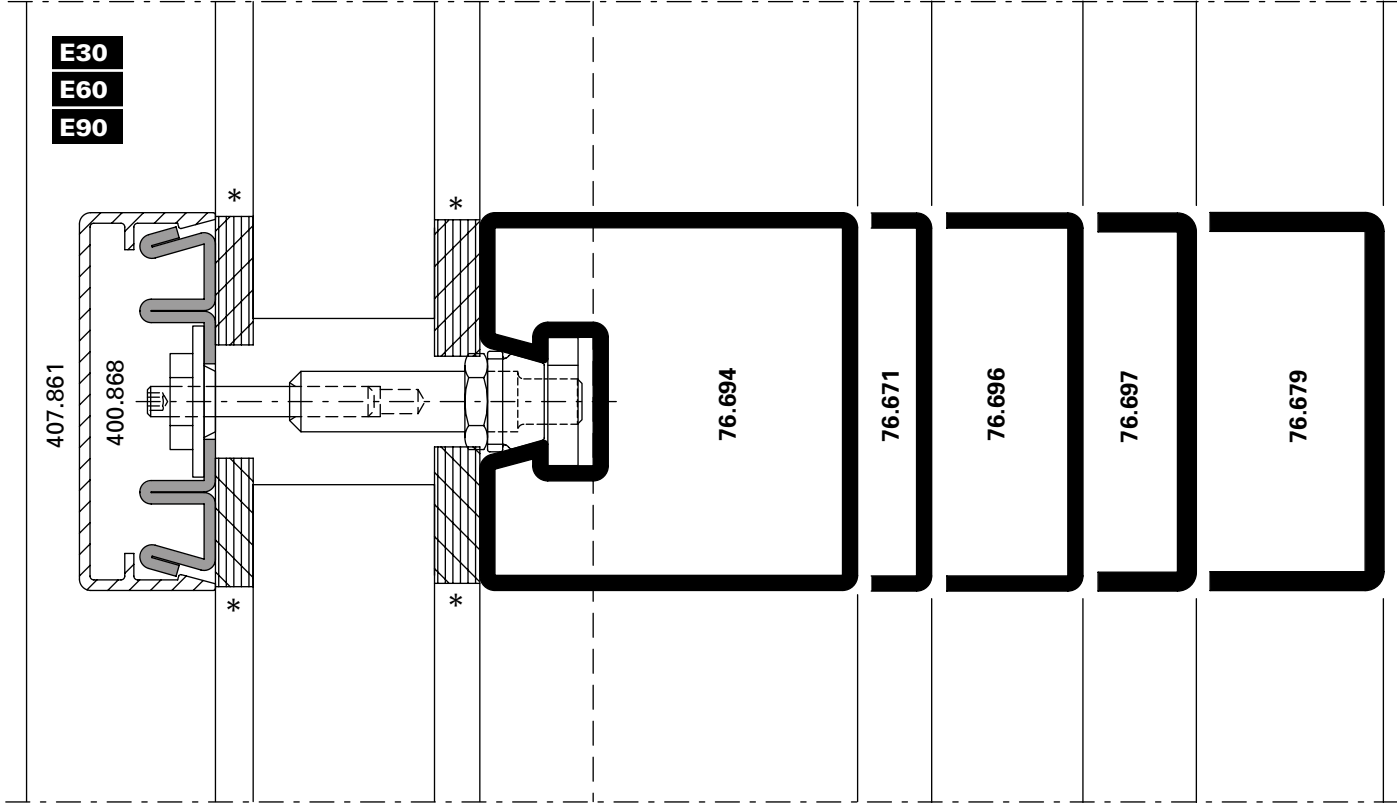
\* Au choix étanchéité silicone  
 (DIN 4102-B1)

\* Optional silicone seal (DIN 4102-B1)

Riegel-Detail

Détail de la traverse

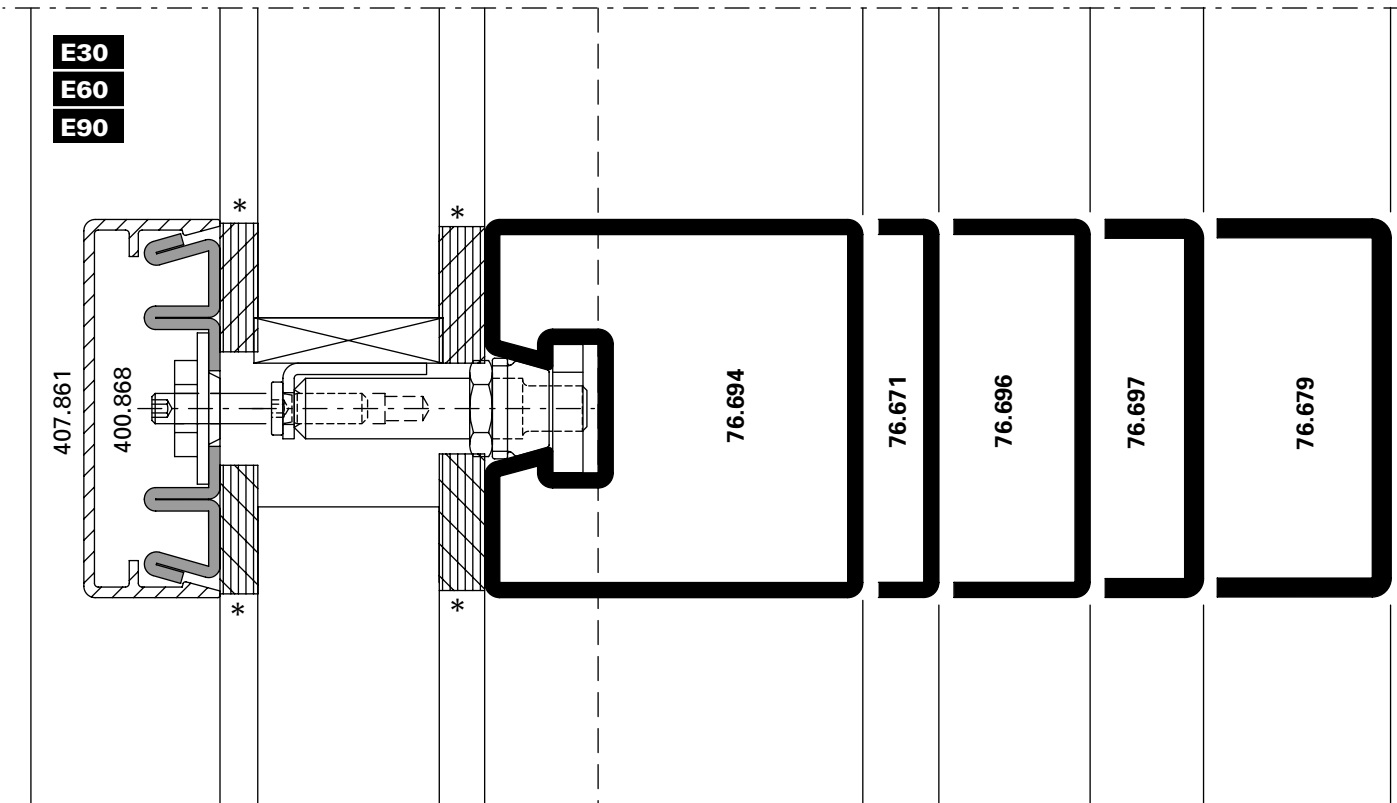
Detail of transom



D-410-C-002

DWG

DXF



D-410-C-003

DWG

DXF

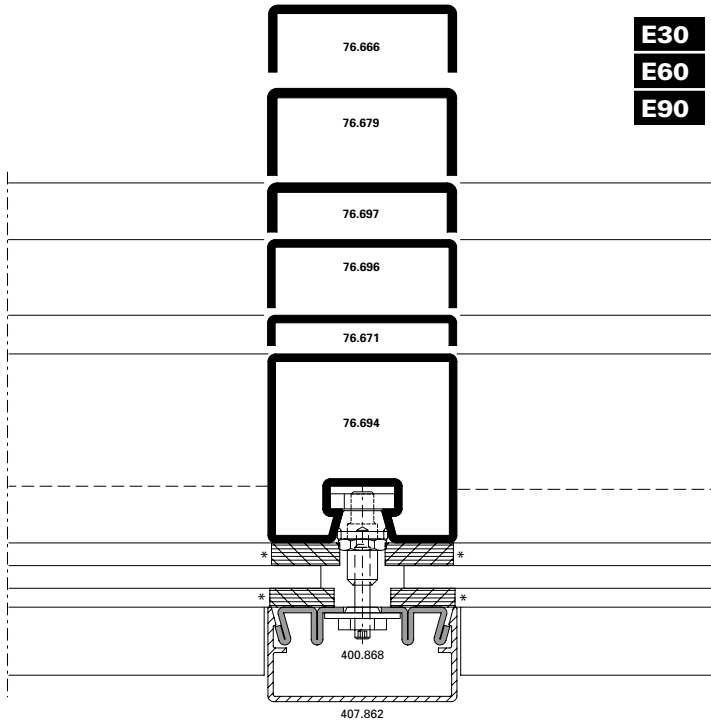
Schnittpunkte im Masstab 1:2  
 Coupe de détails à l'échelle 1:2  
 Section details on scale 1:2

VISS Fire DV  
 VISS Fire DV  
 VISS Fire DV

Pfosten-Detail

Détail du montant

Detail of mullion



DXF

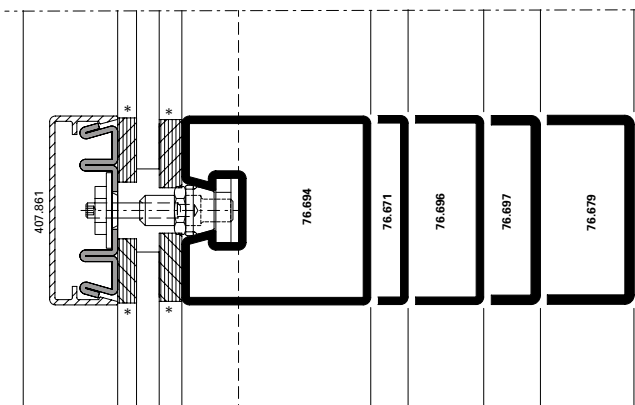
DWG

D-410-C-004

Riegel-Detail

Détail de la traverse

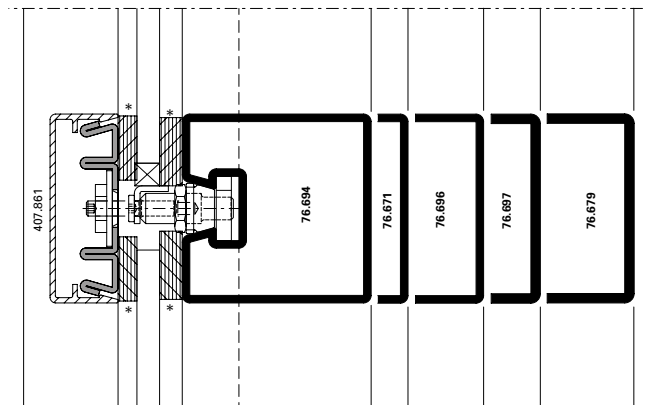
Detail of transom



DXF

DWG

D-410-C-005



DXF

DWG

D-410-C-006

\* wahlweise Silikon-Abdichtung  
 (DIN 4102-B1)

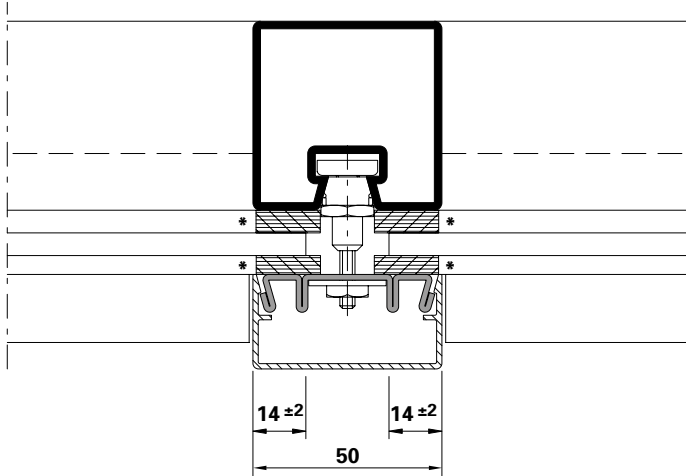
\* Au choix étanchéité silicone  
 (DIN 4102-B1)

\* Optional silicone seal (DIN 4102-B1)

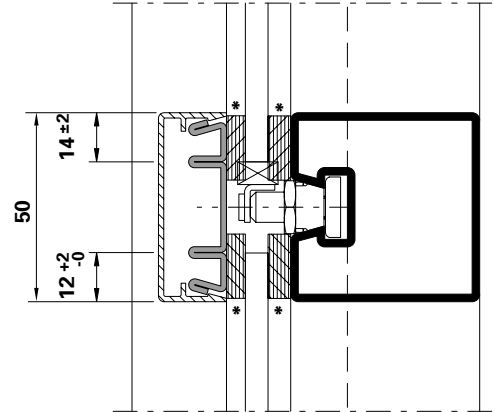
Glaseinstand

Prise en feuillure

Glass edge cover



E30  
E60  
E90



Die landesspezifischen  
Brandschutz-Zulassungen bzw.  
deren Bestimmungen und  
Vorschriften sind zu beachten.

Les certificats de protection  
incendie spécifiques au pays,  
leurs dispositions et leurs  
prescriptions doivent être respectés.

Fire-protection approvals or  
applicable national regulations  
and determinations must be  
observed.

\* wahlweise Silikon-Abdichtung  
(DIN 4102-B1)

\* Au choix étanchéité silicone  
(DIN 4102-B1)

\* Optional silicone seal (DIN 4102-B1)



**VISS Fire DV**  
**Brandschutzverglasung**  
**Klasse EI**

**Hinweis:**

Bei der Auswahl von Schnittpunkten, Konstruktions-Details und Bauanschlüssen sind die landesspezifischen Brandschutz-Zulassungen und Vorschriften zwingend zu beachten!



**VISS Fire DV**  
**Vitrage coupe feu**  
**Classe EI**

**Note:**

Les certificats de protection incendie et les prescriptions spécifiques au pays doivent être impérativement respectés lors du choix des coupe de détails, des détails de construction et des raccordements au mur!



**VISS Fire DV**  
**Fire protection glazing**  
**Class EI**

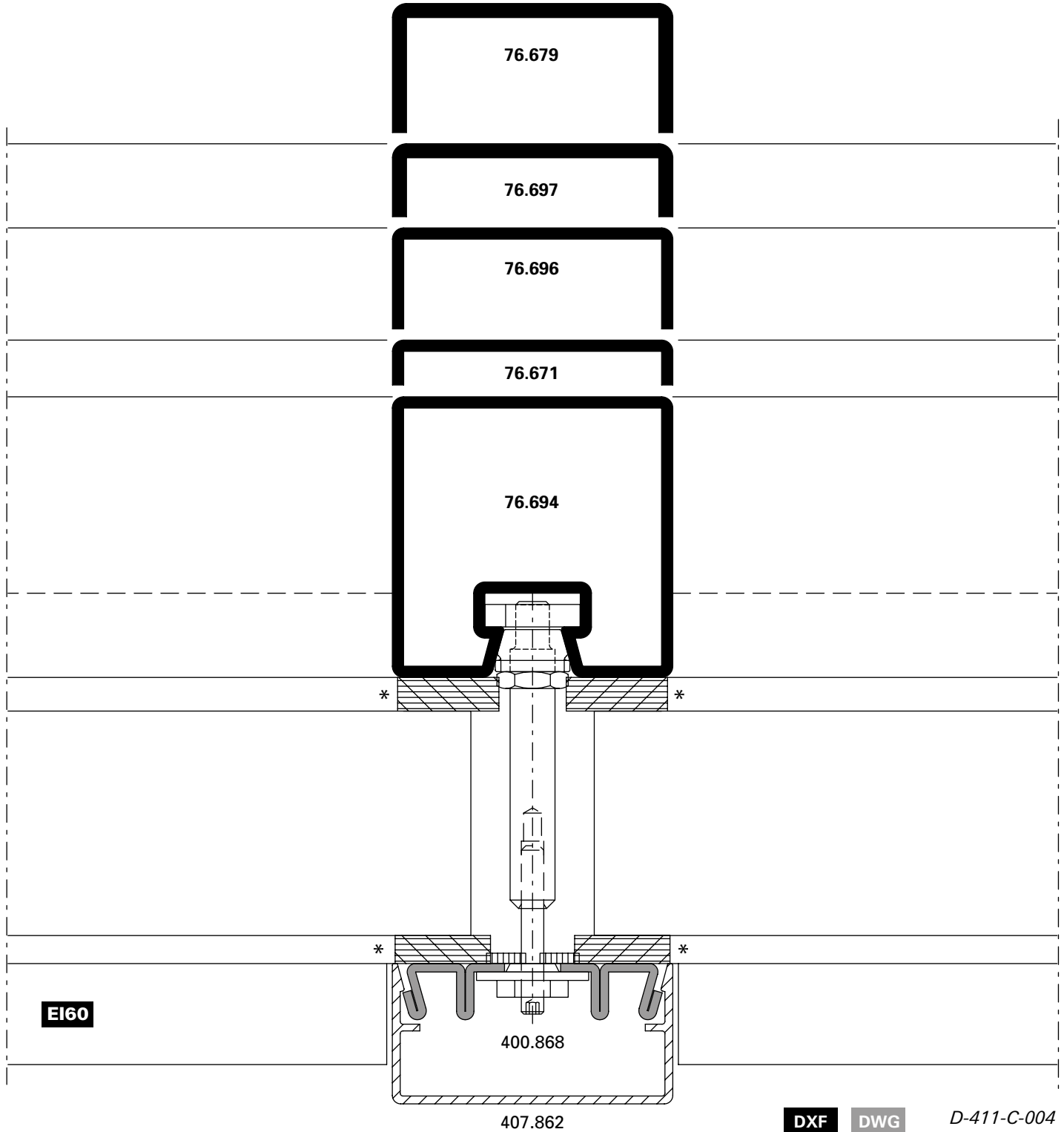
**Note:**

When selecting section details, construction details and attachment to structure, the national fire-protection approvals and regulations must be observed (mandatory)!

Pfosten-Detail

Détail du montant

Detail of mullion



\* wahlweise Silikon-Abdichtung  
(DIN 4102-B1)

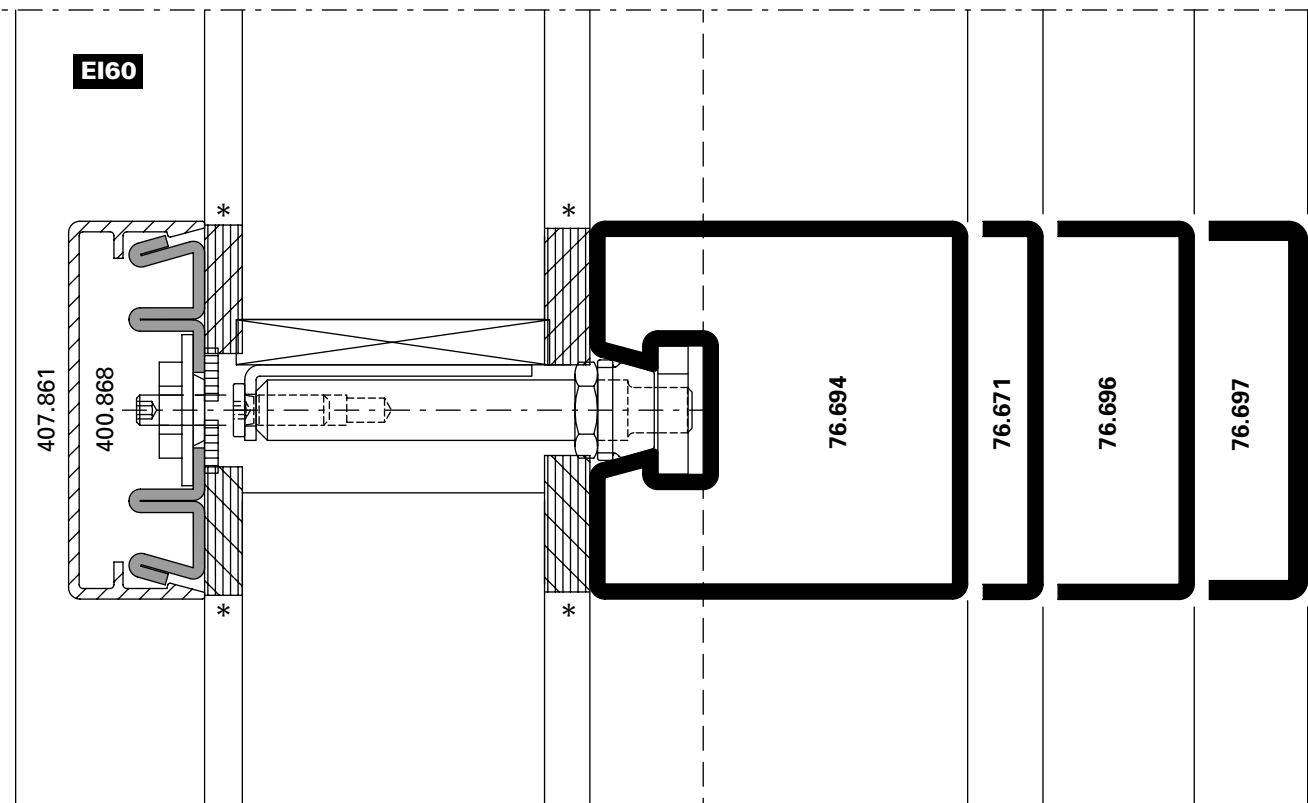
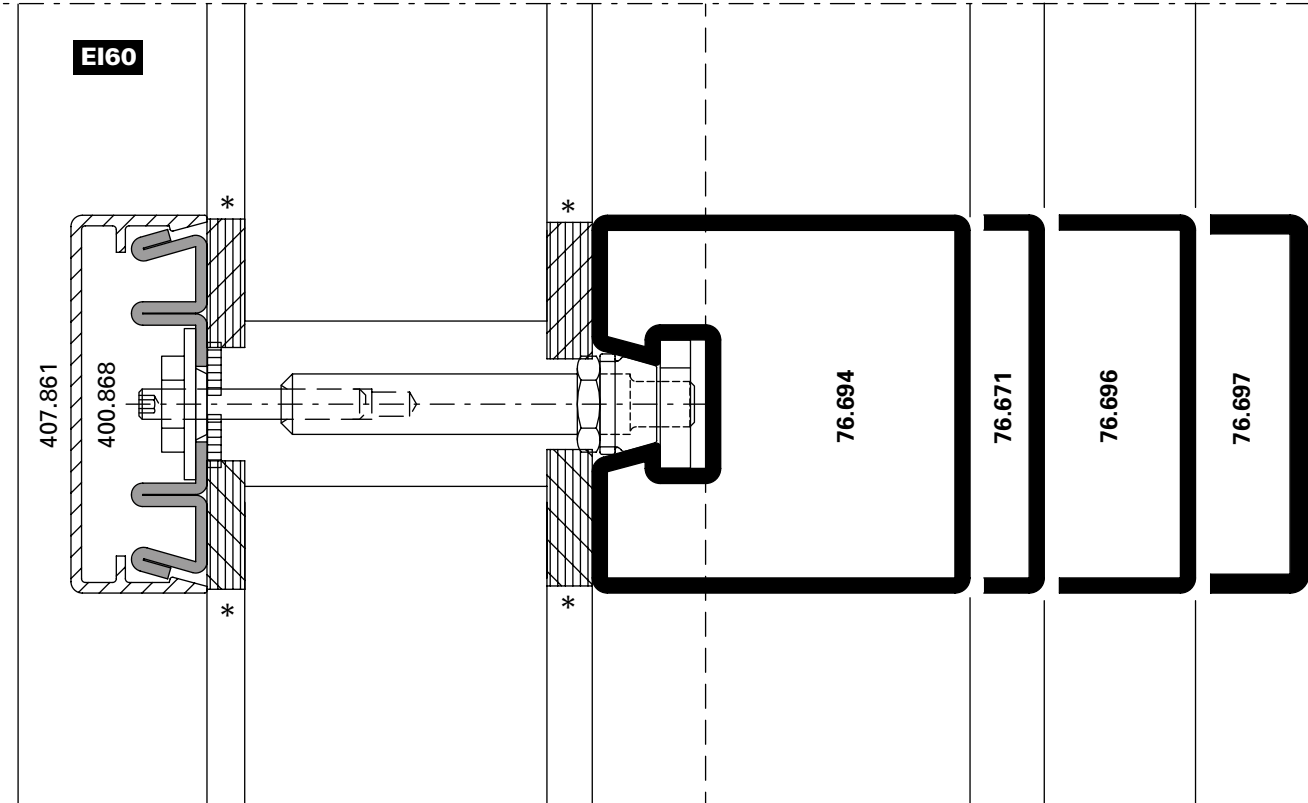
\* Au choix étanchéité silicone  
(DIN 4102-B1)

\* Optional silicone seal (DIN 4102-B1)

Riegel-Detail

Détail de la traverse

Detail of transom



D-411-C-005

DWG

DXF

D-411-C-006

DWG

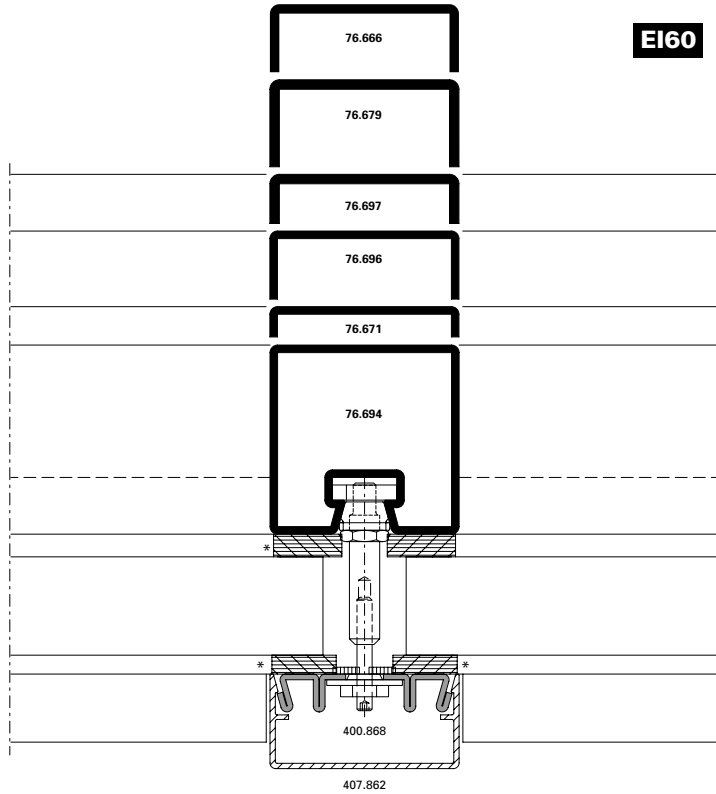
DXF



Pfosten-Detail

Détail du montant

Detail of mullion

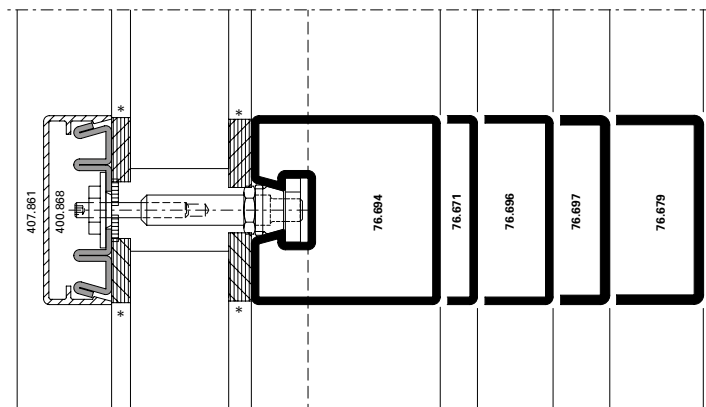


**DXF** **DWG** *D-411-C-013*

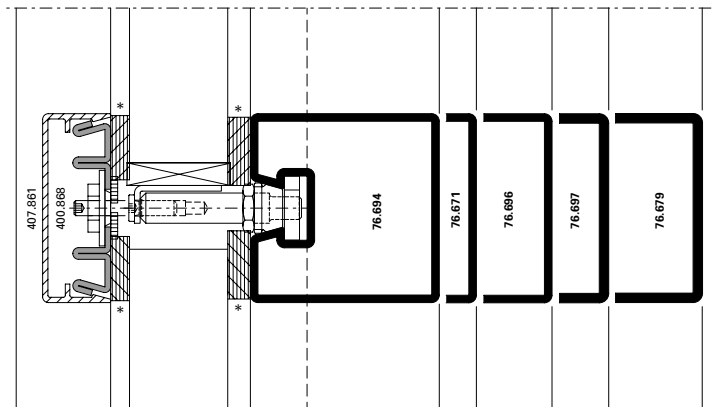
Riegel-Detail

Détail de la traverse

Detail of transom



**E160** **DXF** **DWG** *D-411-C-014*



**E160** **DXF** **DWG** *D-411-C-015*

\* wahlweise Silikon-Abdichtung  
 (DIN 4102-B1)

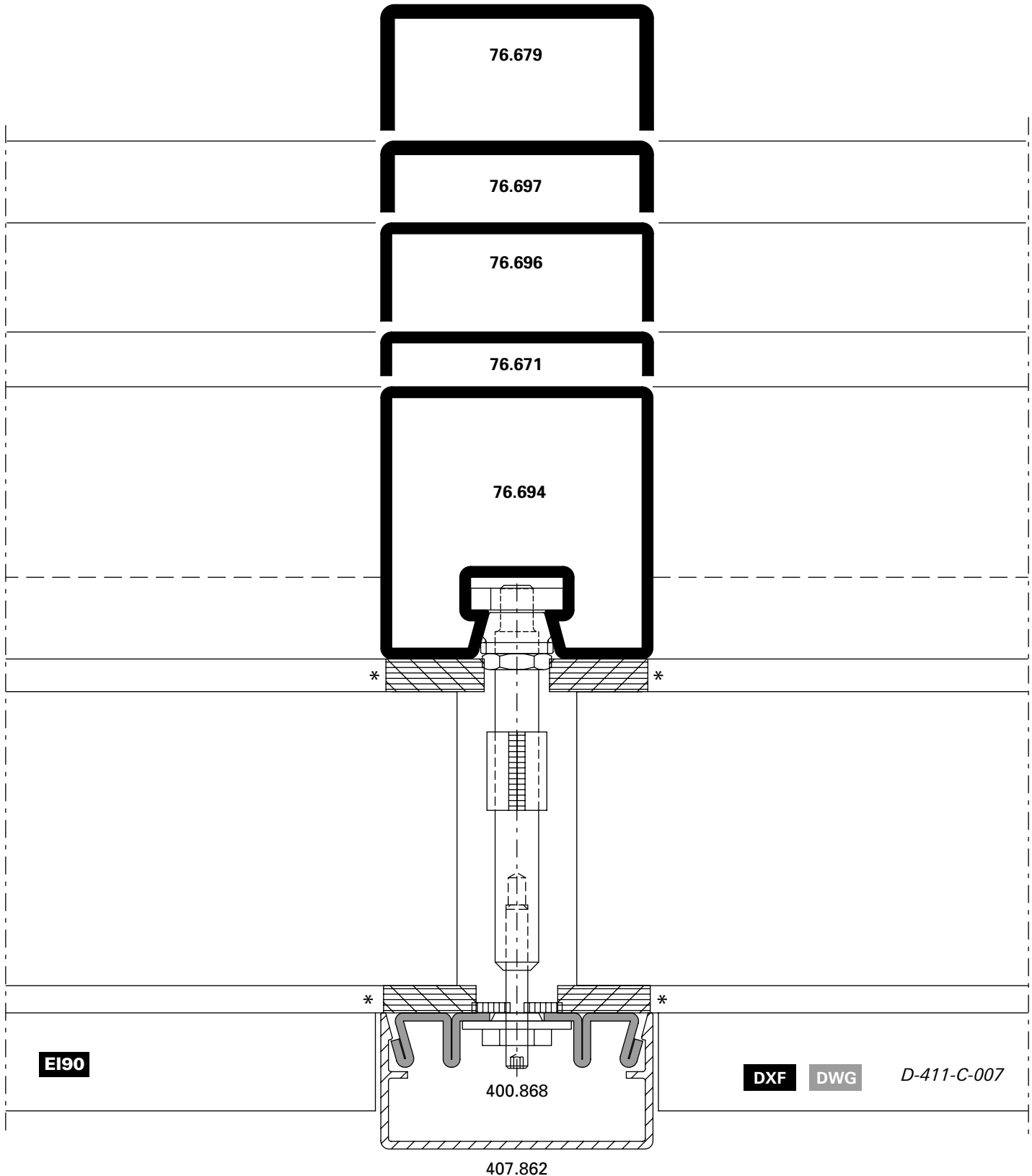
\* Au choix étanchéité silicone  
 (DIN 4102-B1)

\* Optional silicone seal (DIN 4102-B1)

Pfosten-Detail

Détail du montant

Detail of mullion



EI90

DXF

DWG

D-411-C-007

\* wahlweise Silikon-Abdichtung (DIN 4102-B1)

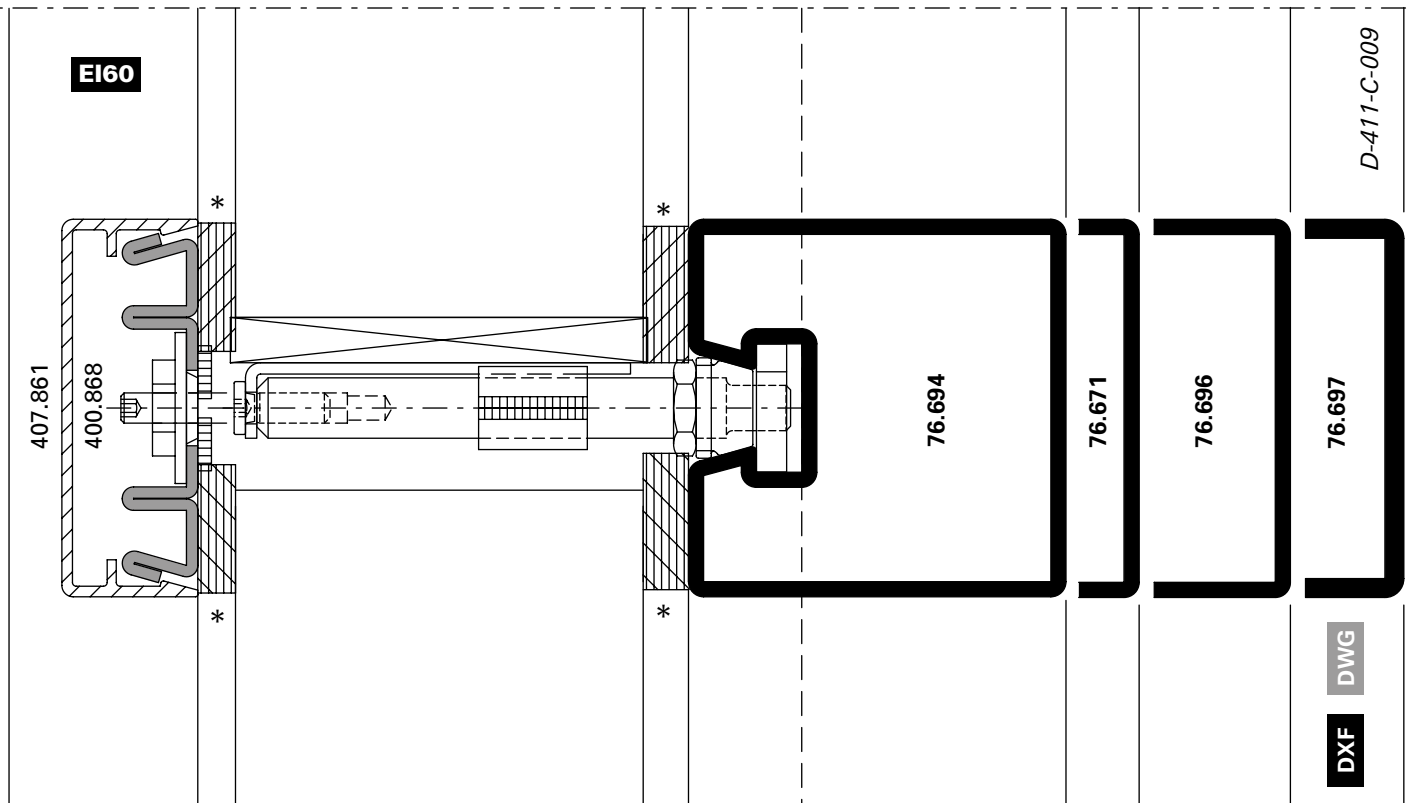
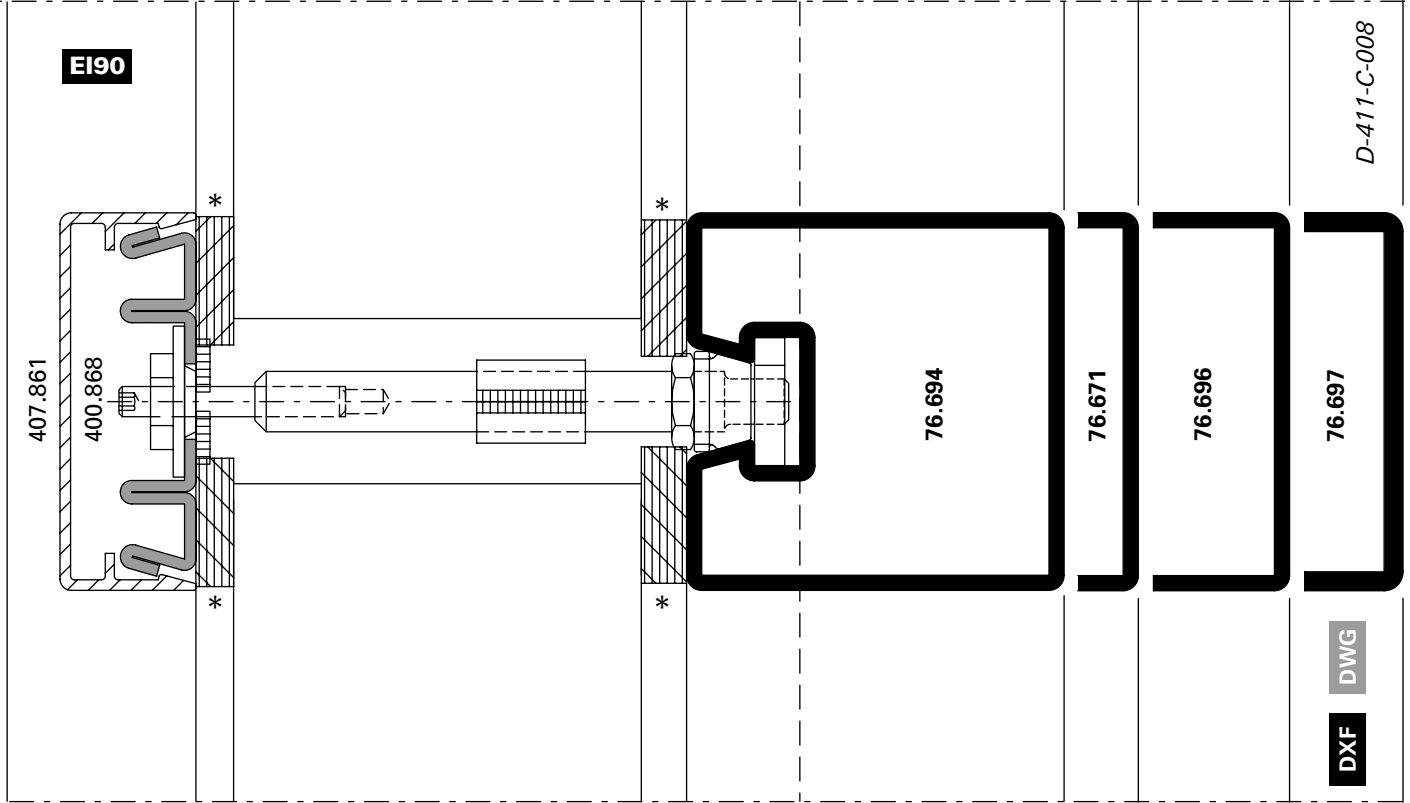
\* Au choix étanchéité silicone (DIN 4102-B1)

\* Optional silicone seal (DIN 4102-B1)

Riegel-Detail

Détail de la traverse

Detail of transom



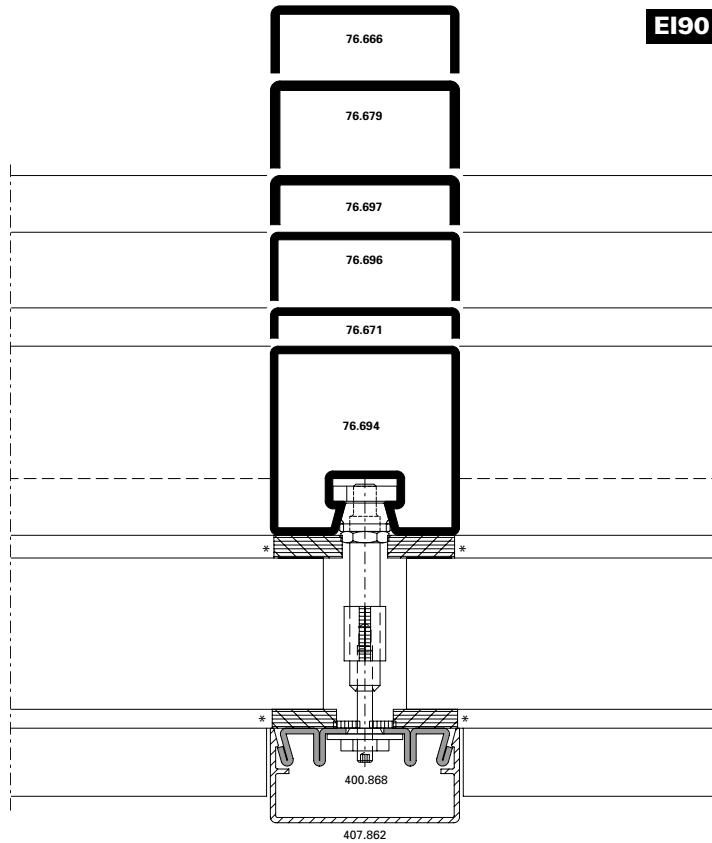
Schnittpunkte im Masstab 1:2  
 Coupe de détails à l'échelle 1:2  
 Section details on scale 1:2

VISS Fire DV  
 VISS Fire DV  
 VISS Fire DV

Pfosten-Detail

Détail du montant

Detail of mullion

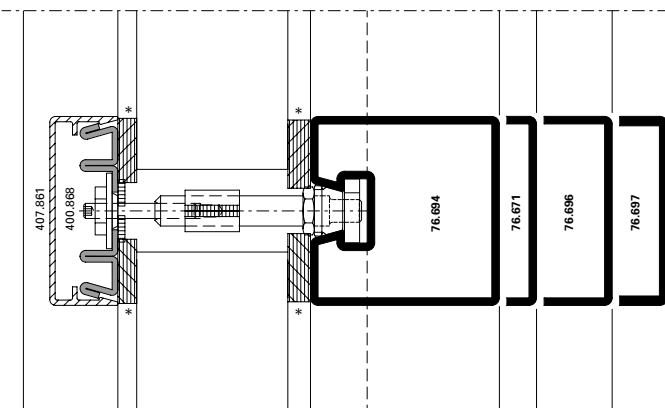


**DXF** **DWG** *D-411-C-016*

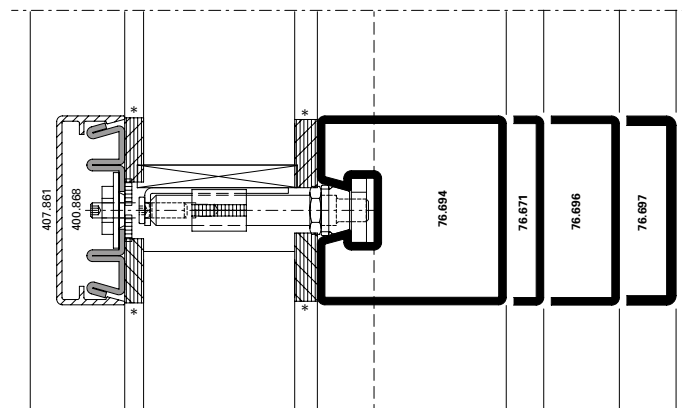
Riegel-Detail

Détail de la traverse

Detail of transom



**EI90** **DXF** **DWG** *D-411-C-017*



**EI90** **DXF** **DWG** *D-411-C-018*

\* wahlweise Silikon-Abdichtung  
 (DIN 4102-B1)

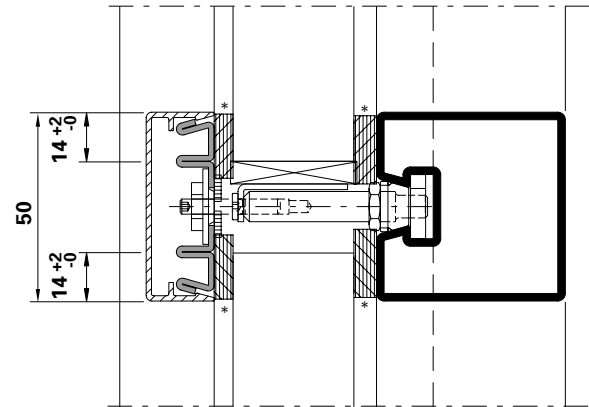
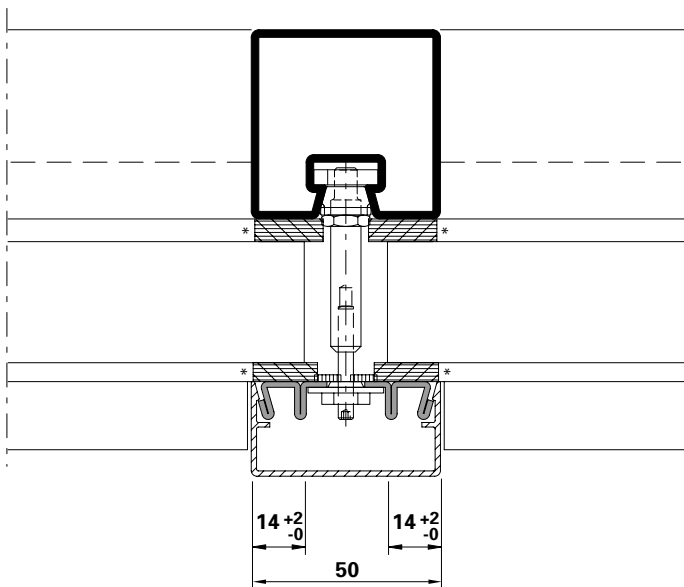
\* Au choix étanchéité silicone  
 (DIN 4102-B1)

\* Optional silicone seal (DIN 4102-B1)

Glaseinstand

Prise en feuillure

Glass edge cover



Die landesspezifischen  
Brandschutz-Zulassungen bzw.  
deren Bestimmungen und  
Vorschriften sind zu beachten.

Les certificats de protection  
incendie spécifiques au pays,  
leurs dispositions et leurs  
prescriptions doivent être respectés.

Fire-protection approvals or  
applicable national regulations  
and determinations must be  
observed.

\* wahlweise Silikon-Abdichtung  
(DIN 4102-B1)

\* Au choix étanchéité silicone  
(DIN 4102-B1)

\* Optional silicone seal (DIN 4102-B1)



# METALFORM

**MASTERS OF METAL**

**UNITED KINGDOM**

**METALFORM**

**NORWAYMETAL LTD**

53 Chelsea Manor Street

London, SW3 5RZ

**SALES@METALFORM.UK**

**+44 20 81298814**

**GERMANY**

**METALFORM GMBH**

Carl-Zeiss-Ring 15A

85737 Ismaning

**SALES@METALFORMGROUP.DE**

**+49 17663630406**

**NORWAY**

**METALFORM AS**

Brochmannsveien 2

1950 Rømskog

**SALG@METALFORM.NO**

**+47 401 62 446**

**METALFORMGROUP**

**SALES@METALFORMGROUP.COM**