

VISS Fassaden

Hochwärmegedämmte Vertikalfassaden

VISS façades

Façades verticales à haute rupture de pont thermique

VISS façades

Highly thermally insulated vertical façades

Inhaltsverzeichnis

Sommaire

Content

VISS Fassade

VISS façade

VISS façade

Systemübersicht

Merkmale
Zulassungen
Systemausführungen

Sommaire du système

Caractéristiques
Homologations
Exécutions de système

Summary of system

Characteristics
Authorisations
System versions

2

Profilsortiment

Profile 50 und 60 mm
Deckprofile 50 und 60 mm

Assortiment de profilé

Profilés 50 et 60 mm
Profilés de recouvrement 50 et 60 mm

Range of profiles

Profiles 50 and 60 mm
Cover sections 50 and 60 mm

11

Konstruktions-Hinweise

Schnittpunkte
Konstruktionsdetails
Anschlüsse am Bau
System-Hinweise

Indications du construction

Coupes de détails
Détails de construction
Raccords au mur
Remarques concernant les systèmes

Construction instructions

Section details
Construction details
Attachment to structure
System instructions

19

Merkmale

Caractéristiques

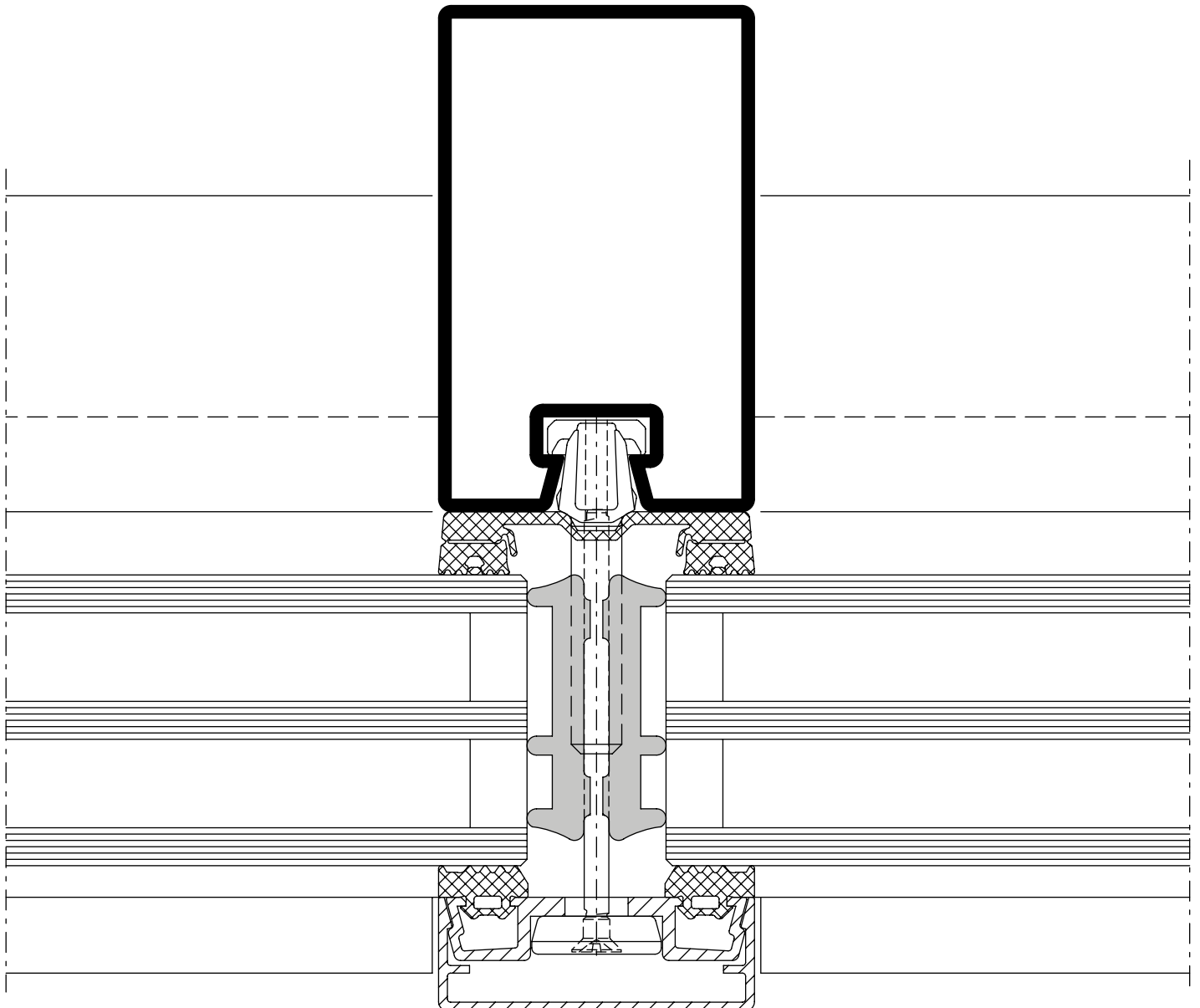
Characteristics

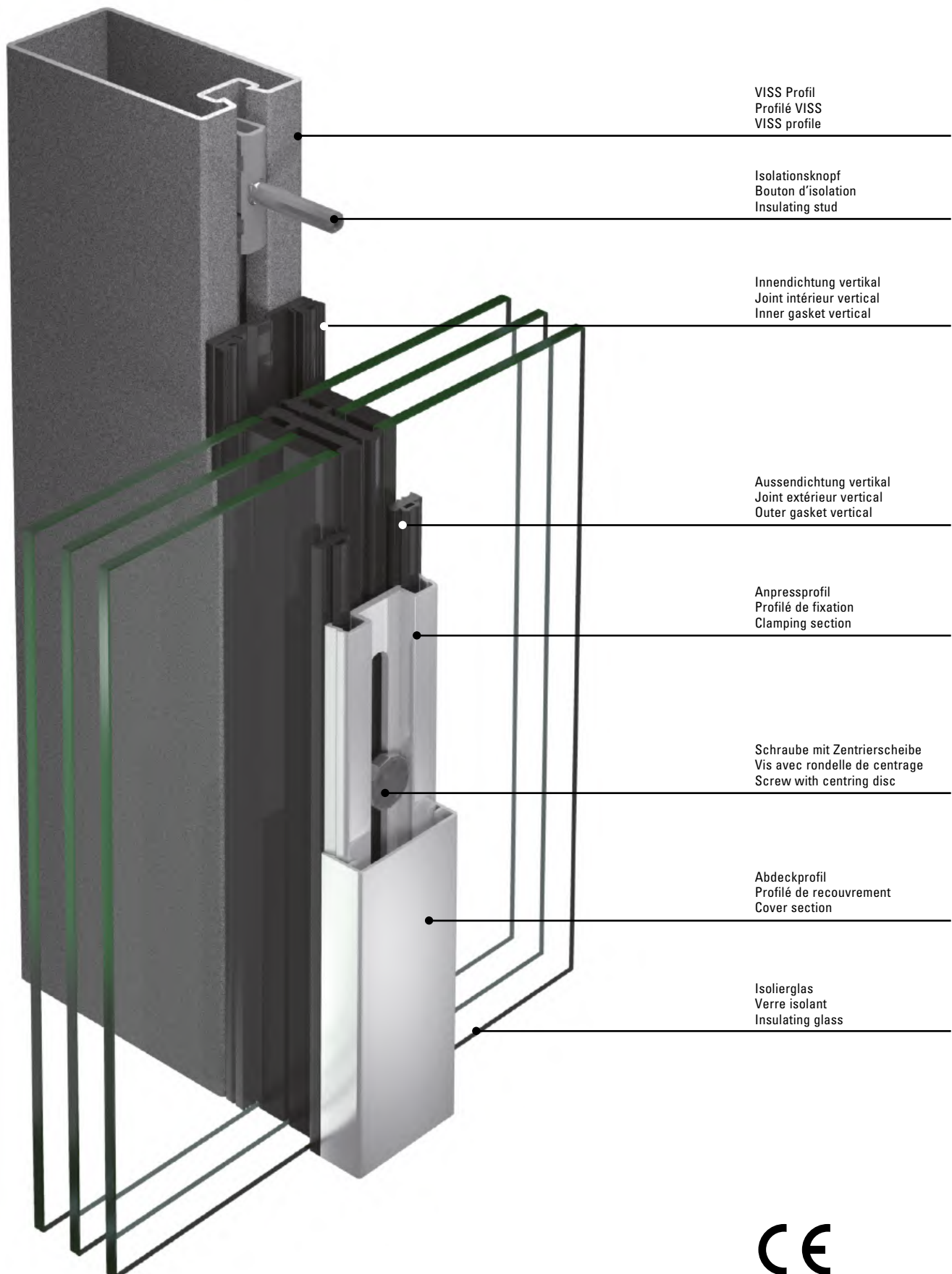
VISS Fassade

VISS façade

VISS façade












- CE-Kennzeichnung nach EN 13830 oder EN 14351-1
- U_{CW} eingebaut Werte bis 0.73 W/m²K
- U_f Werte bis 0.65 W/m²K
- Ansichtsbreiten 50 und 60 mm
- Füllelementstärken 6 bis 70 mm
- Füllelementgewichte bis 1800 kg
Flügelgewichte bis 550 kg
- Kombinierbar mit der Aufsatzkonstruktion VISS Basic, der Brandschutzlösung VISS Fire und der Einbruchhemmenden Variante VISS RC
- Marquage CE selon EN 13830 ou EN 14351-1
- Valeurs U_{CW} (monté) jusqu'à 0.73 W/m²K
- Valeurs U_f jusqu'à 0.65 W/m²K
- Largeurs de face 50 et 60 mm
- Éléments de remplissage de 6 à 70 mm d'épaisseur
- Poids de remplissage jusqu'à 1800 kg
Poids du vantail jusqu'à 550 kg
- Combinable avec la construction rapportée VISS Basic, la protection incendie VISS Fire et la variante anti-effraction VISS RC
- CE marking in accordance with EN 13830 or EN 14351-1
- U_{CW} installed values to 0.73 W/m²K
- U_f values to 0.65 W/m²K
- 50 and 60 mm face widths
- Infill panel thicknesses of 6 to 70 mm
- Infill unit weights up to 1800 kg
Leaf weight up to 550 kg
- Can be combined with the VISS Basic add-on construction, the VISS Fire fire protection solution and the VISS RC burglar-resistant version





Leistungseigenschaften
Caractéristiques de performance
Performance characteristics

VISS Fassade
 VISS façade
 VISS façade

Prüfungen (Prüfnorm) Essais (Norme d'essai) Tests (Test standard)	Klassifizierungs-Norm Norme de classification Classification standard	Werte Valeurs Values
 Schlagregendichtheit (EN 12155) Etanchéité à la pluie battante (EN 12155) Watertightness (EN 12155)	EN 12154	RE 1200
 Widerstand bei Windlast (EN 12179) Résistance à la pression du vent (EN 12179) Resistance to wind load (EN 12179)	EN 13116	Bemessungslast 2 kN/m ² Charge de calcul 2 kN/m ² Designed load 2 kN/m ²
 Luftdurchlässigkeit (EN 12153) Perméabilité à l'air (EN 12153) Air permeability (EN 12153)	EN 12152	Klasse AE Classe AE Class AE
 Wärmedurchgangskoeffizient (EN 13947) Transmission thermique (EN 13947) Thermal transmittance (EN 13947)	EN ISO 10077-2	ab $U_f > 0.65 \text{ W/m}^2\text{K}$ dès $U_f > 0.65 \text{ W/m}^2\text{K}$ from $U_f > 0.65 \text{ W/m}^2\text{K}$
 Schallschutz (EN ISO 140-3) Isolation phonique (EN ISO 140-3) Sound insulation (EN ISO 140-3)	EN ISO 717-1	R_w 47 dB (-1; -5) (C, Ctr)
 Einbruchhemmung Anti-effraction Burglar resistance	prEN 1627	RC2 / RC3 / RC4
 Durchschusshemmung (EN 1523) Résistance aux balles (EN 1523) Bullet proofing (EN 1523)	EN 1522	FB4 NS
 Stossfestigkeit Résistance au chocs Impact strength	EN 14019	Klasse E5 / I5 Classe E5 / I5 Class E5 / I5
 Brandverhalten Réaction au feu Reaction to fire	EN 13501-1	Klasse B Classe B Class B
 Längsschalldämmung Isolation acoustique longitudinale Insulation against flanking transmission	prEN ISO 10848-2 (4/2004)	vertikal 62 dB horizontal 59 dB
 Technische Regeln für die Verwendung von absturzsichernden Verglasungen Règlement technique pour la sécurité anti-chute des vitrages The technical regulations for protecting glazing against falling out	DIN 180008-4	Kategorie A Catégorie A Category A

Avis Technique (Frankreich)
Fassade VISS TV 1S
Zulassung Nr. 02/12-1501,
C.S.T.B. Marne la Vallée/FR

Avis Technique (France)
Façade VISS TV 1S
Autorisation no 02/12-1501,
C.S.T.B. Marne la Vallée/FR

Avis Technique (France)
Façade VISS TV 1S
Autorisation nr. 02/12-1501,
C.S.T.B. Marne la Vallée/FR

Klemmverbindung (Deutschland)
AbZ Z-14.4-459 (Isolationsknöpfe)

Jonction par serrage (Allemagne)
AbZ Z-14.4-459 (bouton d'isolation)

Clamp connection (Germany)
AbZ Z-14.4-459 (insulation studs)

CWCT-Test
Die Fassade wurde nach den
Anforderungen des CWCT geprüft.

Test CWCT
La façade a été contrôlée suivant les
exigences du CWCT.

CWCT test
The facades were certified in compliance
with the requirements of the CWCT.

Luftdurchlässigkeit/
Wasserdichtheit: PASS
Zulässige Windlast 2400 Pa
Sicherheitslast 3600 Pa

Perméabilité à l'air/
Étanchéité à l'eau: PASS
Charge du vent admissible 2400 Pa
Charge de sécurité 3600 Pa

Air permeability/
Watertightness: PASS
Permissible wind load 2400 Pa
Security load 3600 Pa

Passivhaus-Zertifikat

Certificat maison passive

Passive house certificate

ZERTIFIKAT
Zertifizierte Passivhaus-Komponente
Komponenten-ID 0157cw03 gültig bis 31. Dezember 2020

Passivhaus Institut
Dr. Wolfgang Feist
64283 Darmstadt
Deutschland

QR Code

Category: **Pfosten-Riegel-Fassade**
Hersteller: **Jansen AG,
Oberriet SG,
Schweiz (Confederatio Helvetica)**
Produktname: **VISS HI**

Folgende Kriterien für die kühl-gemäßigte Klimazone wurden geprüft

Behaglichkeit $U_{\text{COP}} = 0.80 \leq 0.80 \text{ W/(m}^2\text{K)}$
 $U_{\text{COP, maximal}} \leq 0.85 \text{ W/(m}^2\text{K)}$
mit $U_g = 0.70 \text{ W/(m}^2\text{K)}$

Hygiene $f_{\text{Red,0.25}} \geq 0.70$

kühl-gemäßigtes Klima
phA

ZERTIFIZIERTE KOMPONENTE
Passive House Institute

Passivhaus Effizienzklasse: phE phD phC phB phA

www.passivhaus.de

CERTIFICATE
Certified Passive House Component
Component-ID 0157cw03 valid until 31st December 2020

Passive House Institute
Dr. Wolfgang Feist
64283 Darmstadt
Germany

QR Code

Category: **Curtain Wall**
Manufacturer: **Jansen AG,
Oberriet SG,
Switzerland**
Product name: **VISS HI**

This certificate was awarded based on the following criteria for the cool, temperate climate zone

Comfort $U_{\text{COP}} = 0.80 \leq 0.80 \text{ W/(m}^2\text{K)}$
 $U_{\text{COP, maximal}} \leq 0.85 \text{ W/(m}^2\text{K)}$
with $U_g = 0.70 \text{ W/(m}^2\text{K)}$

Hygiene $f_{\text{Red,0.25}} \geq 0.70$

cool, temperate climate
phA

CERTIFIED COMPONENT
Passive House Institute

Passive House efficiency class: phE phD phC phB phA

www.passivehouse.com

CERTIFICATE
Certified Passive House Component
Component-ID 0157cw03 valid until 31st December 2020

Passive House Institute
Dr. Wolfgang Feist
64283 Darmstadt
Germany

QR Code

Category: **Curtain Wall**
Manufacturer: **Jansen AG,
Oberriet SG,
Switzerland**
Product name: **VISS HI**

This certificate was awarded based on the following criteria for the cool, temperate climate zone

Comfort $U_{\text{COP}} = 0.80 \leq 0.80 \text{ W/(m}^2\text{K)}$
 $U_{\text{COP, maximal}} \leq 0.85 \text{ W/(m}^2\text{K)}$
with $U_g = 0.70 \text{ W/(m}^2\text{K)}$


Hygiene $f_{\text{Red,0.25}} \geq 0.70$

cool, temperate climate
phA

CERTIFIED COMPONENT
Passive House Institute

Passive House efficiency class: phE phD phC phB phA

www.passivehouse.com



VISS RC


- Ansichtsbreiten 50 mm und 60 mm
- Keine sichtbare Einbruchhemmung ist erkennbar
- RC Lösung kann im VISS Standard und VISS Basic angewendet werden
- Kombination der beiden Systeme mit RC ebenfalls möglich
- Einbruch- und Ausbruchhemmung nach EN 1627
- VISS RC Versionen sind mit den einbruchhemmenden Profillösungen bis RC3 für Janisol, Janisol HI, Arte und Janisol Primo im Fensterbereich sowie Janisol HI, Janisol im Türbereich kombinierbar

VISS RC

- Largeurs de face 50 mm et 60 mm
- Absence de protection anti-effraction visible détectable
- La solution RC peut être appliquée dans les versions VISS Standard et VISS Basic
- Combinaison possible des deux systèmes avec RC
- Anti-effraction et anti-évasion selon EN 1627
- Les versions VISS RC peuvent être combinées avec les solutions de profilés à protection anti-effraction jusqu'à RC3 pour Janisol, Janisol HI, Arte et Janisol Primo dans le domaine des fenêtres, et avec les profilés pour Janisol HI, Janisol dans le domaine des portes

VISS RC

- Face widths of 50 mm and 60 mm
- No "visible" burglar resistance
- RC solution can be applied in the VISS Standard and VISS Basic systems
- Combination of both systems with RC also possible
- Burglar and break-out resistance in accordance with EN 1627
- VISS RC versions can be combined with the burglar-resistant profile solutions up to RC3 for Janisol, Janisol HI, Arte and Janisol Primo in windows as well as Janisol HI and Janisol in doors



VISS HI

- Hochisolierte Stahlfassade in Pfosten-Riegel-Bauweise
- Passivhaus zertifizierte Komponente
- Ermöglicht ein nachhaltiges Bauen
- Geeignet für besonders hohe Ansprüche im Isolationsbereich

VISS HI

- Façade en acier hautement isolée à montage montants-traverses
- Composants certifiés Maison Passive
- Permet une construction durable
- Adapté à des exigences particulièrement hautes dans le domaine de l'isolation

VISS HI

- Highly insulated steel façade as mullion/transom construction
- Passive house-certified components
- Allows sustainable construction
- Suitable for particularly high insulation requirements



VISS flaches Deckprofil

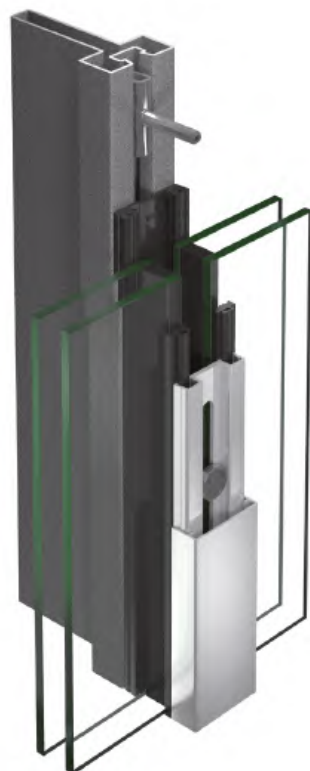
- Die wirtschaftliche Lösung für SG Optik
- Das Auge gleitet über die Fassade, ohne von signifikanten optischen Teilern abgelenkt zu werden
- Keine sichtbaren Schrauben
- Zweifarbig eloxierbar oder beschichtbar

VISS Profilé de recouvrement plat

- Solution économique pour l'optique SG
- L'œil parcourt la façade sans tomber sur des séparateurs optiques marqués
- Pas de vis visibles
- Capacité d'anodisation en deux couleurs ou au revêtement

VISS flat cover cap profile

- The economical solution for SG look
- The eye glides over the façade without being distracted by obtrusive visual dividers
- No visible screws
- Can be anodised or coated in two colours



VISS Linea / Personal Profiles

- Designprofil Linea mit filigraner Ansicht bei hoher statischer Leistung
- Für individuelle und ästhetische Ansprüche
- Ertüchtigung möglich durch eingeschobenen Flachstahl
- Profil integriert im vorhandenen VISS System und Anschluss ohne Benutzung von Sonderteilen

VISS Linea / Personal Profiles

- Profilé design Linea à face fine pour une haute performance statique
- Pour des exigences spécifiques et esthétiques
- Peut être renforcé par l'insertion de plaques en acier
- Profilé intégré dans le système VISS existant et raccordement sans utilisation de pièces spéciales

VISS Linea / Personal profiles

- Linea design profile with slimline sightlines and high structural performance
- For individual and aesthetic requirements
- Can be reinforced by inserting steel plates
- Profile integrated in existing VISS system and attachment without the use of special parts



VISS Sonnenschutz

- Abgestimmt auf das VISS System
- Im Sinne der Nachhaltigkeit erlaubt der Sonnenschutz eine energieeffiziente Planung
- Ein angenehmes Klima für die Nutzer durch den optimalen Sonnenschutz

VISS Protection solaire

- Adapté au système VISS
- Conformément au principe de durabilité, la protection solaire permet une planification qui tient compte de l'efficacité énergétique
- Climat agréable pour le personnel grâce à la protection solaire optimale

VISS sun shading

- Tailored to the VISS system
- In terms of sustainability, the sun shading facilitates energy-efficient planning
- Optimum sun shading provides a pleasant climate for the employees



VISS Fassadentür


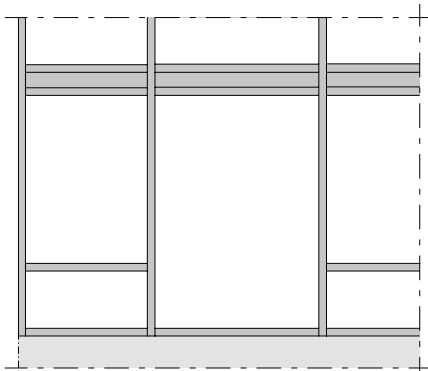

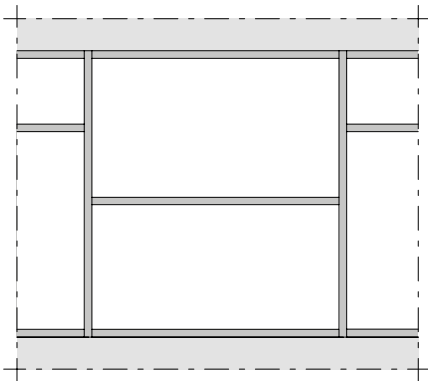
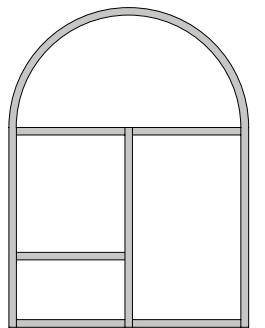
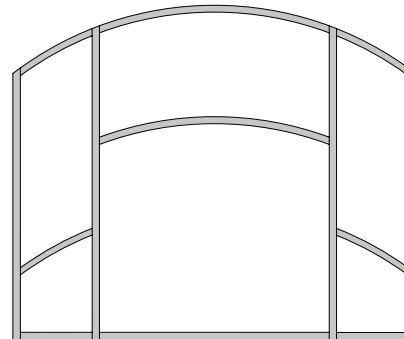
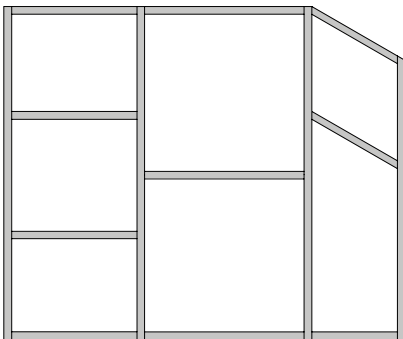
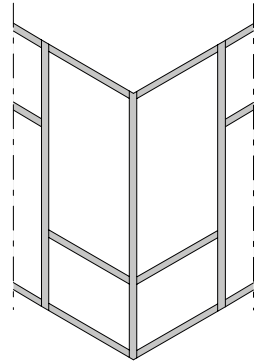
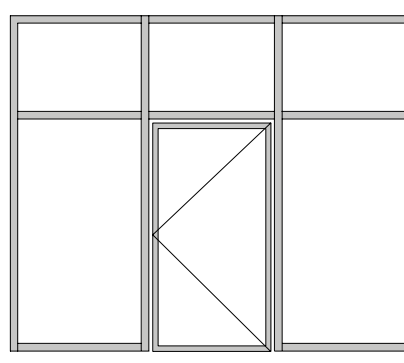

- Erscheinungsbild identisch mit Fassadenkonstruktion
- variable Türgrößen, je nach Profilwahl und Einsatzgebiet bis 6 m Höhe möglich
- Grossflächige Drehtür als Servicetür oder als Durchgang für Transportzwecke, z.B. bei Ausstellungen, Autohäuser, Museen, Atrien, etc.

VISS Porte de façade

- Se fond dans la construction de la façade
- Différentes dimensions de porte possibles jusqu'à une hauteur de 6 m suivant le choix du profilé et le domaine d'application
- Porte pivotante de grande surface servant de porte de service ou de passage pour transporter le nécessaire, par exemple pour les expositions, les garages, les musées, les atriums, etc.

VISS façade door

- Appearance identical to façade construction
- Variable door sizes of up to 6 m in height possible depending on the choice of profiles and the area of use
- Large side-hung door as service door or as access route for transport purposes, e.g. for expeditions, car dealerships, museums, atriums etc.



Jansen Docu Center

Die Plattform zum effizienten Arbeiten mit Jansen Dokumentationen. Im Jansen Docu Center stehen alle Produktinformationen jederzeit digital in der aktuellsten Version zur Verfügung: von Architekten-Informationen über Bestell- und Fertigungskatalogen bis hin zu Anleitungen und Prospekten sowie Videos.

Die Inhalte können einfach und schnell aufgerufen werden. Ein für den Anwender komfortables papierloses Arbeiten, das zahlreiche Vorteile bietet.

Download CAD Daten

DXF

DWG

Sie können die Zeichnungen in den Formaten DXF und/oder DWG herunterladen. Klicken Sie auf das entsprechende Icon und der Download erfolgt.

Die Hinweise «Artikelbibliothek/Türbeschläge/Fensterbeschläge» bedeuten, dass Sie mit einem Klick die gesamte Artikelbibliothek des entsprechenden Systems herunterladen (Profile, Beschläge, Glasleisten, Zubehör etc.).

Info und Beratung

Gerne beraten wir Sie persönlich und stehen Ihnen bei Fragen zur Verfügung. Bitte schreiben Sie uns Ihre Anliegen an: info@jansen.com

Jansen Docu Center

La plate-forme pour travailler efficacement avec les documentations Jansen. Le Jansen Docu Center met à votre disposition les informations sur les produits, en format numérique et dans une version actualisée: des catalogues de commande et de fabrication aux instructions et prospectus, en passant par les informations destinées aux architectes et vidéos.

Les contenus sont facilement et rapidement accessibles. Une manière de travailler confortable et offrant de nombreux avantages.

Télécharger fichiers DAO

DXF

DWG

Vous pouvez télécharger les dessins aux formats DXF et/ou DWG. Cliquez sur l'icône correspondante et le téléchargement s'effectuera.

Les indications «Bibliothèque des articles/Ferures de porte/Ferrures de fenêtres» signifie que vous téléchargez la totalité de la bibliothèque des articles du système donné (profilés, ferrures, parcloles, accessoires etc.).

Info et conseils

Nous vous conseillons volontiers individuellement et sommes à votre disposition si vous avez des questions à poser. Veuillez nous envoyer votre requête à: info@jansen.com

Jansen Docu Center

The platform for working efficiently with Jansen documentation. The latest version of all the product information is available digitally at any time in the Jansen Docu Center – from order and fabrication manuals to architect information, instructions and brochures and videos.

The content can be retrieved quickly and easily. The user can work conveniently without paper, which has numerous benefits.

Download CAD files

DXF

DWG

You can download the drawings in DXF and/or DWG format. Click on the relevant icon to begin the download.

The items «Article library/Door fittings/Window fittings» means that you download the entire article library for the corresponding system with one click (profiles, fittings, glazing beads, accessories etc.).

Information and advice

We would be delighted to provide you with advice in person and are available to answer any questions you may have. Please write to us with your queries at: info@jansen.com

Profile 50 mm (Masstab 1:3)

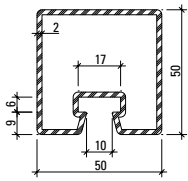
Profils 50 mm (échelle 1:3)

Profiles 50 mm (scale 1:3)

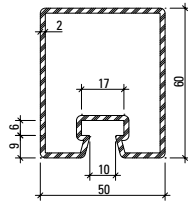
VISS Fassade

VISS façade

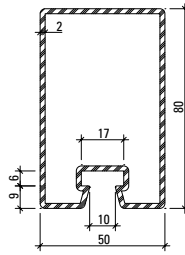
VISS façade



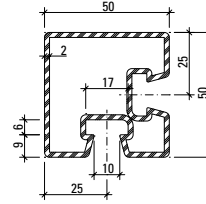
76.694
76.694 Z



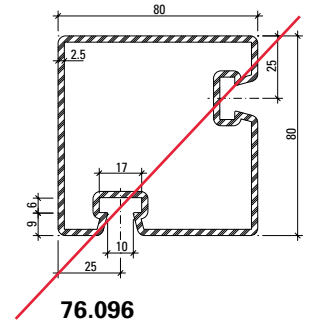
76.671
76.671 Z



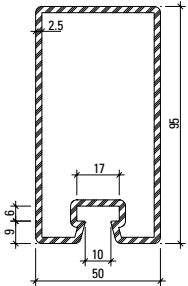
76.696
76.696 Z



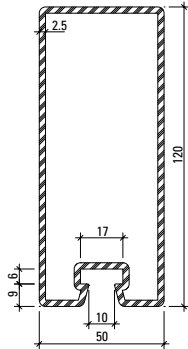
76.094



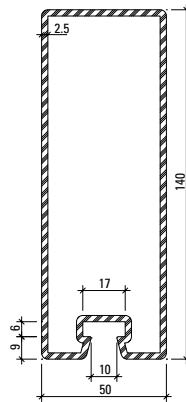
~~**76.096**~~



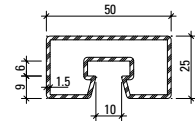
76.697
76.697 Z



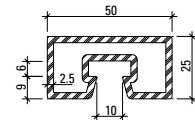
76.679
76.679 Z



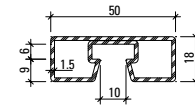
76.666
76.666 Z



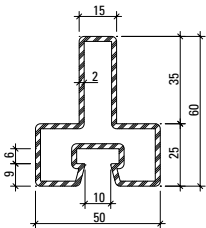
76.682



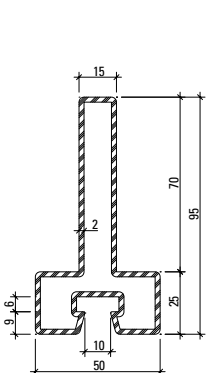
76.680



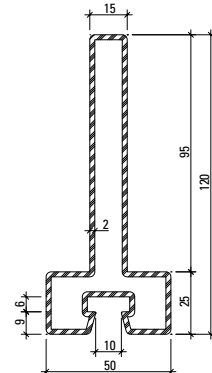
76.692



76.114



76.115



76.116

Profil-Nr.	G kg/m	F cm ²	I _x cm ⁴	W _x cm ³	I _y cm ⁴	W _y cm ³	U m ² /m	L mm
76.094	4,090	5,2	15,2	5,8	15,2	5,8	0,280	6000
76.096	7,437	9,5	83,8	20,5	83,8	20,5	0,391	6000
76.666	7,910	10,1	241,3	32,3	43,7	17,5	0,412	6500
76.671	3,860	4,9	23,3	7,2	17,3	6,9	0,260	6500
76.679	7,120	9,1	162,2	25,2	37,9	15,2	0,373	6500
76.680	3,390	4,3	3,2	2,4	11,1	4,4	0,182	6100
76.682	2,120	2,7	2,2	1,7	7,2	2,9	0,190	6000
76.692	1,900	2,5	0,9	1,0	5,9	2,4	0,176	6000
76.694	3,500	4,5	14,7	5,6	15,0	6,0	0,240	6500
76.696	4,450	5,7	47,6	11,1	21,9	8,8	0,300	6500
76.697	6,100	7,9	90,2	17,6	31,0	12,4	0,330	6500
76.114	3,820	4,9	15,4	4,1	9,8	3,9	0,251	6000
76.115	4,920	6,3	54,8	9,3	10,4	4,2	0,321	6000
76.116	5,710	7,3	105,0	14,3	10,8	4,3	0,371	6000

Profile 60 mm (Massstab 1:3)

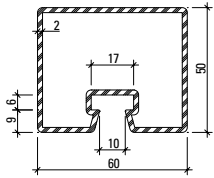
Profils 60 mm (échelle 1:3)

Profiles 60 mm (scale 1:3)

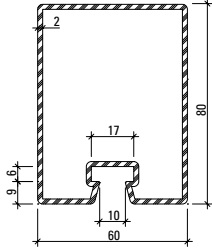
VISS Fassade

VISS façade

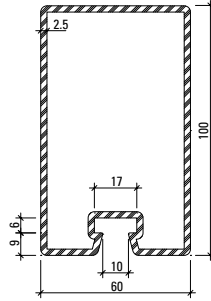
VISS façade



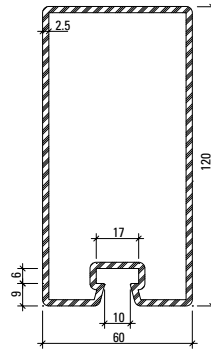
76.695
76.695 Z



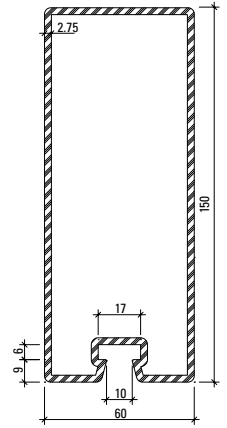
76.678
76.678 Z



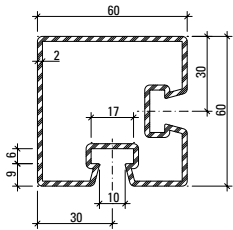
76.684
76.684 Z



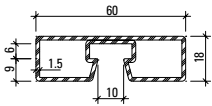
76.698
76.698 Z



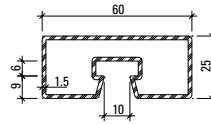
76.667
76.667 Z



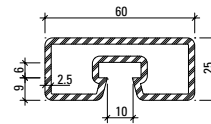
76.095



76.693



76.683



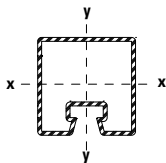
76.681

Artikelbibliothek
Bibliothèque des articles
Article library

DXF

DWG

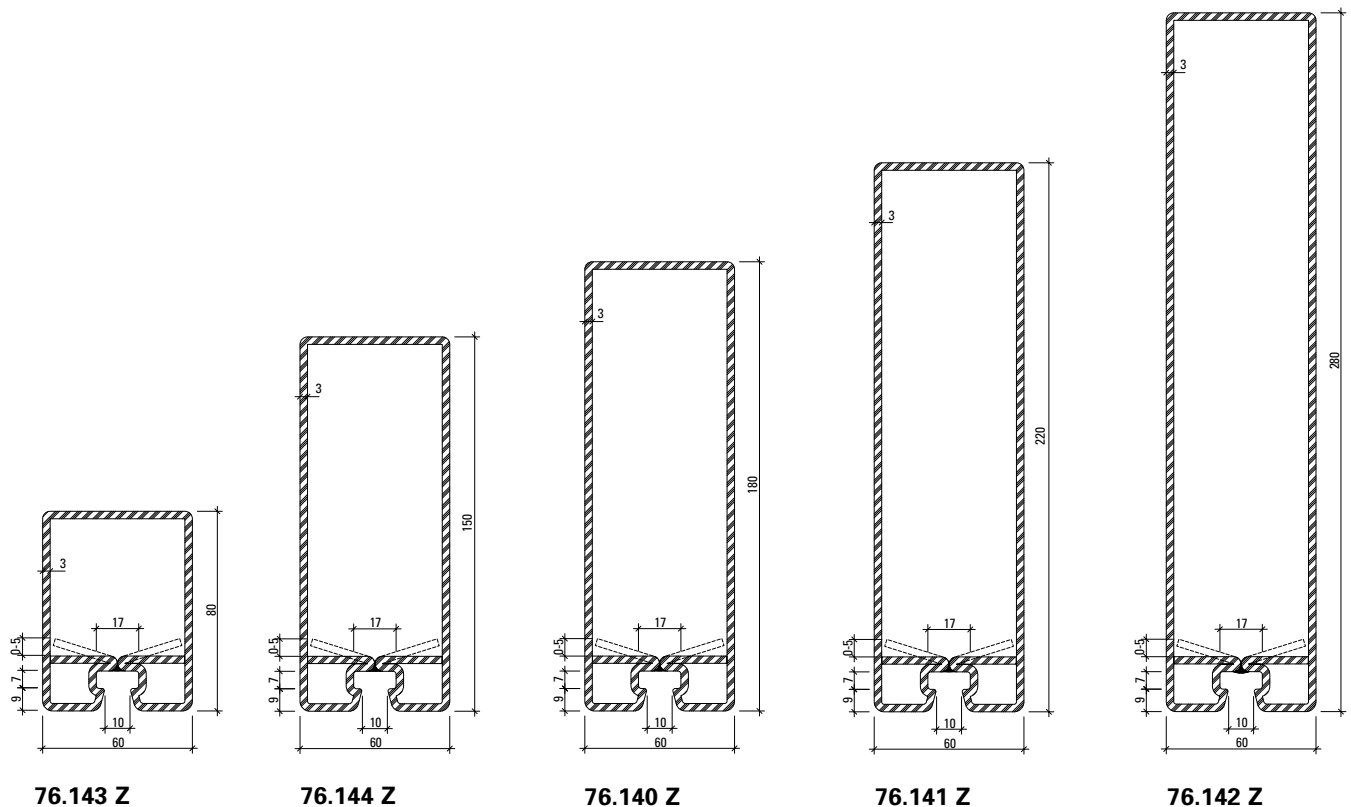
Stabachse
Axe de la barre
Bar axis



Profil-Nr.	G kg/m	F cm ²	I _x cm ⁴	W _x cm ³	I _y cm ⁴	W _y cm ³	U m ² /m	L mm
76.095	4,750	6,1	27,2	8,6	27,2	8,6	0,311	6000
76.667	9,530	12,1	342,8	43,0	75,1	25,0	0,452	6500
76.678	4,800	6,1	53,9	12,6	32,8	11,0	0,320	6500
76.681	3,790	4,8	3,8	2,9	17,3	5,8	0,202	6100
76.683	2,360	3,0	2,6	2,0	11,1	3,7	0,210	6000
76.684	6,730	8,6	114,1	21,3	48,3	16,1	0,352	6500
76.693	2,140	2,8	1,3	1,3	9,3	3,1	0,196	6000
76.695	3,800	4,9	17,2	6,5	22,9	7,6	0,260	6500
76.698	7,500	9,7	179,6	28,0	56,6	18,9	0,400	6500

Profile 60 mm (Masstab 1:3)
 Profils 60 mm (échelle 1:3)
 Profiles 60 mm (scale 1:3)

VISS Fassade
 VISS façade
 VISS façade



Aufgrund von Fertigungstoleranzen kann die Lage des Rückbogens von 0 bis 5 mm variieren.

En raison des tolérances de fabrication, la position du segment coudé peut varier de 0 à 5 mm.

Due to fabrication tolerances, the position of the rear arch may vary between 0 and 5 mm.

Oberfläche/Werkstoff

Artikel-Nr.

ohne Zusatz = blank

mit Z = bandverzinkter Stahl

Surface/Matériau

No. d'article

sans supplément = brut

avec Z = bandes d'acier zinguées

Surface/Material

Part no.

without addition = bright

with Z = galvanised strip

Artikelbibliothek
 Bibliothèque des articles
 Article library

DXF **DWG**

Profil-Nr.	G kg/m	F cm ²	I _x cm ⁴	W _x cm ³	I _y cm ⁴	W _y cm ³	U m ² /m	L mm
76.140 Z	12,946	16,47	649,2	64,3	100,0	33,2	0,516	8000
76.141 Z	14.833	18.87	1090,2	89,1	119,1	39,7	0,596	8000
76.142 Z	17,662	22,5	2041,7	132,7	148,4	49,5	0,716	10000
76.143 Z	8.340	10.62	80,4	17,9	50,8	16,9	0,316	6500
76.144 Z	11.630	14.82	406,0	47,9	85,0	28,3	0,456	6500

Deckprofile 50 mm (Masstab 1:3)

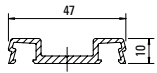
Profils de recouvrement 50 mm (échelle 1:3)

Cover sections 50 mm (scale 1:3)

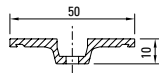
VISS Fassade

VISS façade

VISS façade



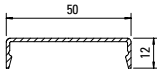
407.800



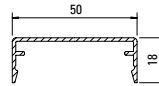
407.821



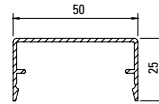
407.823



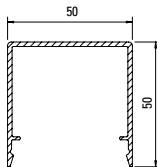
407.860



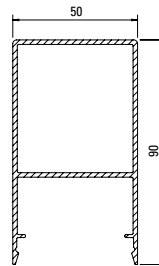
407.861



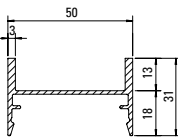
407.862



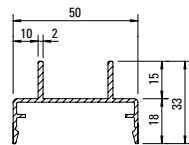
407.863



407.864



407.900



407.911

Werkstoff

Aluminium EN AW 6060 T66 roh, leicht eingeölt

Matériau

Aluminium EN AW 6060 T66 brut, légèrement huilé

Material

Aluminium EN AW 6060 T66 mill finish, slightly oiled

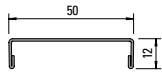
Profil-Nr.	G kg/m	U m ² /m	P m ² /m	L mm
407.800	0,414	0,160		6000
407.821	0,440	0,143	0,067	6000
407.823	0,076	0,043	0,019	6000
407.860	0,266	0,147	0,072	6000

Profil-Nr.	G kg/m	U m ² /m	P m ² /m	L mm
407.861	0,341	0,185	0,084	6000
407.862	0,394	0,213	0,098	6000
407.863	0,660	0,313	0,148	6000
407.864	1,344	0,360	0,228	6000
407.900	0,556	0,240	0,138	6000
407.911	0,510	0,245	0,146	6000

Deckprofile 50 mm (Massstab 1:3)
Profils de recouvrement 50 mm (échelle 1:3)
Cover sections 50 mm (scale 1:3)

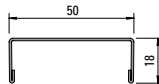
VISS Fassade
 VISS façade
 VISS façade

Edelstahl-Abdeckprofile
Werkstoff 1.4301 (AISI 304)
 geschliffen, Korn 220/240,
 mit Schutzfolie



400.860

Profilé de recouvrement acier Inox
Qualité 1.4301 (AISI 304)
 meulé, degré 220/240,
 avec feuille de protection

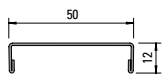


400.861

Stainless steel cover sections
Material 1.4301 (AISI 304)
 polished, grain 220/240,
 with protective film

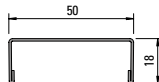


Edelstahl-Abdeckprofile
Werkstoff 1.4401 (AISI 316)
 geschliffen, Korn 220/240,
 mit Schutzfolie



400.862

Profilé de recouvrement acier Inox
Qualité 1.4401 (AISI 316)
 meulé, degré 220/240,
 avec feuille de protection



400.863

Stainless steel cover sections
Material 1.4401 (AISI 316)
 polished, grain 220/240,
 with protective film



Profil-Nr.	G kg/m	L mm
400.860	0,644	6000
400.861	0,734	6000

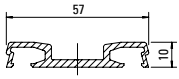
Profil-Nr.	G kg/m	L mm
400.862	0,652	6000
400.863	0,744	6000

Artikelbibliothek
 Bibliothèque des articles
 Article library

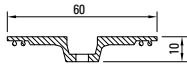
DXF **DWG**

Deckprofile 60 mm (Massstab 1:3)
Profils de recouvrement 60 mm (échelle 1:3)
Cover sections 60 mm (scale 1:3)

VISS Fassade
 VISS façade
 VISS façade



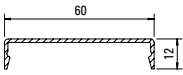
407.802



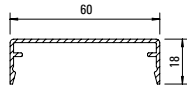
407.822



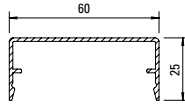
407.823



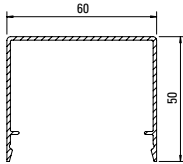
407.865



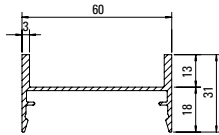
407.866



407.867



407.868



407.901

Werkstoff

Aluminium EN AW 6060 T66 roh, leicht eingeölt

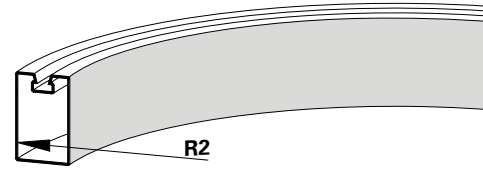
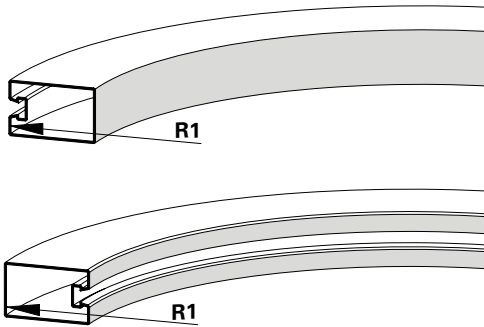
Matériau

Aluminium EN AW 6060 T66 brut, légèrement huilé

Material

Aluminium EN AW 6060 T66 mill finish, slightly oiled

Profil-Nr.	G kg/m	U m ² /m	P m ² /m	L mm
407.802	0,558	0,190		6000
407.822	0,530	0,163	0,051	6000
407.823	0,076	0,043	0,019	6000
407.865	0,304	0,167	0,082	6000
407.866	0,379	0,205	0,094	6000
407.867	0,432	0,223	0,108	6000
407.868	0,750	0,330	0,160	6000
407.901	0,590	0,255	0,148	6000



Profil Profilé Profile	R1 mm	R2 mm
76.666	3000	1000
76.667	3800	2000
76.671	1000	1000
76.678	2000	1100
76.679	2600	1000
76.684	2200	1300
76.694	700	700
76.695	1300	1000
76.696	2000	800
76.697	2200	900
76.698	2500	2500

Profil Profilé Profile	R1 mm	R2 mm
76.680	500	500
76.681	500	500
76.683	700	750
76.692	600	
76.693	600	

Hinweis:

Alle Profile sind auch in verzinkter Ausführung (Z) biegebar.

Beim Biegen von engen Radien kann sich die VISS-Nute verjüngen.

Remarque:

Tous les profilés sont également cintrables en exécution galvanisée (Z).

La rainure VISS peut s'amincir lors du cintrage pour des rayons serrés.

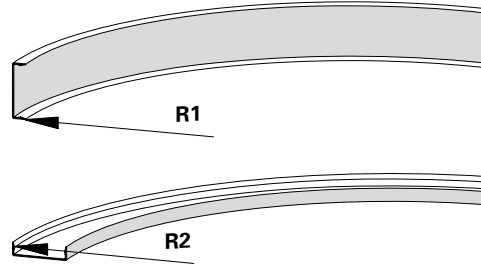
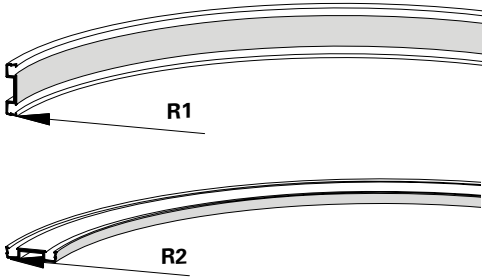
Note:

All profiles can also be bent into curves in the galvanised finish (Z).

The VISS flute might be tapered down when bending narrow radii.

Biegeradien
Travaux de cintrage
Bending data

VISS Fassade
 VISS façade
 VISS façade



Profil Profilé Profile	R1 mm	R2 mm
400.800	800	1500
400.800 Z	800	1200
400.801 Z	800	1800
400.802	800	1500
400.802 Z	800	1500
400.803 Z	800	1800
407.800	500	1050
407.802	500	1100

Profil Profilé Profile	R1 mm	R2 mm
407.815	500	700
407.860	500	850
407.861	500	950
407.862	700	1250
407.865	500	1250
407.866	700	1300
407.867	700	1300

Schnittpunkte	Coupe de détails	Section details
Pfosten/Riegel-Details 50 mm	Détails montant/traverse 50 mm	Details mullion/transom 50 mm
Segment-Verglasung 50 mm	Vitrage segmenté 50 mm	Segmental glazing 50 mm
VISS Linea 50 mm	VISS Linea 50 mm	VISS Linea 50 mm
Flaches Deckprofil 50 mm	Profilé de recouvrement plat 50 mm	Flat cover cap 50 mm
VISS Linea 50 mm	VISS Linea 50 mm	VISS Linea 50 mm
Einfachverglasung 50 mm	Vitrage simple 50 mm	Single glazing 50 mm
Pfosten/Riegel-Details 60 mm	Détails montant/traverse 60 mm	Details mullion/transom 60 mm
Segment-Verglasung 60 mm	Vitrage segmenté 60 mm	Segmental glazing 60 mm
Flaches Deckprofil 60 mm	Profilé de recouvrement plat 60 mm	Flat cover cap 60 mm
Einfachverglasung 60 mm	Vitrage simple 60 mm	Single glazing 60 mm

Konstruktions-Details	Détails de constructions	Construction details
Einsatzelement Janisol HI	Élément de remplissage Janisol HI	Infill element Janisol HI
Einsatzelement Janisol-Türe	Élément de remplissage porte Janisol	Infill element Janisol door
Einsatzelement Janisol Primo	Élément de remplissage Janisol Primo	Infill element Janisol Primo
Einsatzelement Janisol Arte	Élément de remplissage Janisol Arte	Infill element Janisol Arte
Aussenecke 90°	Angle extérieur 90°	Outer corner 90°
Aussenecke 135°	Angle extérieur 135°	Outer corner 135°
Innenecke 135°	Angle intérieur 135°	Inner corner 135°

Anschlüsse am Bau	Raccords au mur	Attachment to structure
System-Hinweise	Indications du système	System instructions
U _f -Werte nach EN 10077-2	Valeurs U _f selon EN 10077-2	U _f values according to EN 10077-2

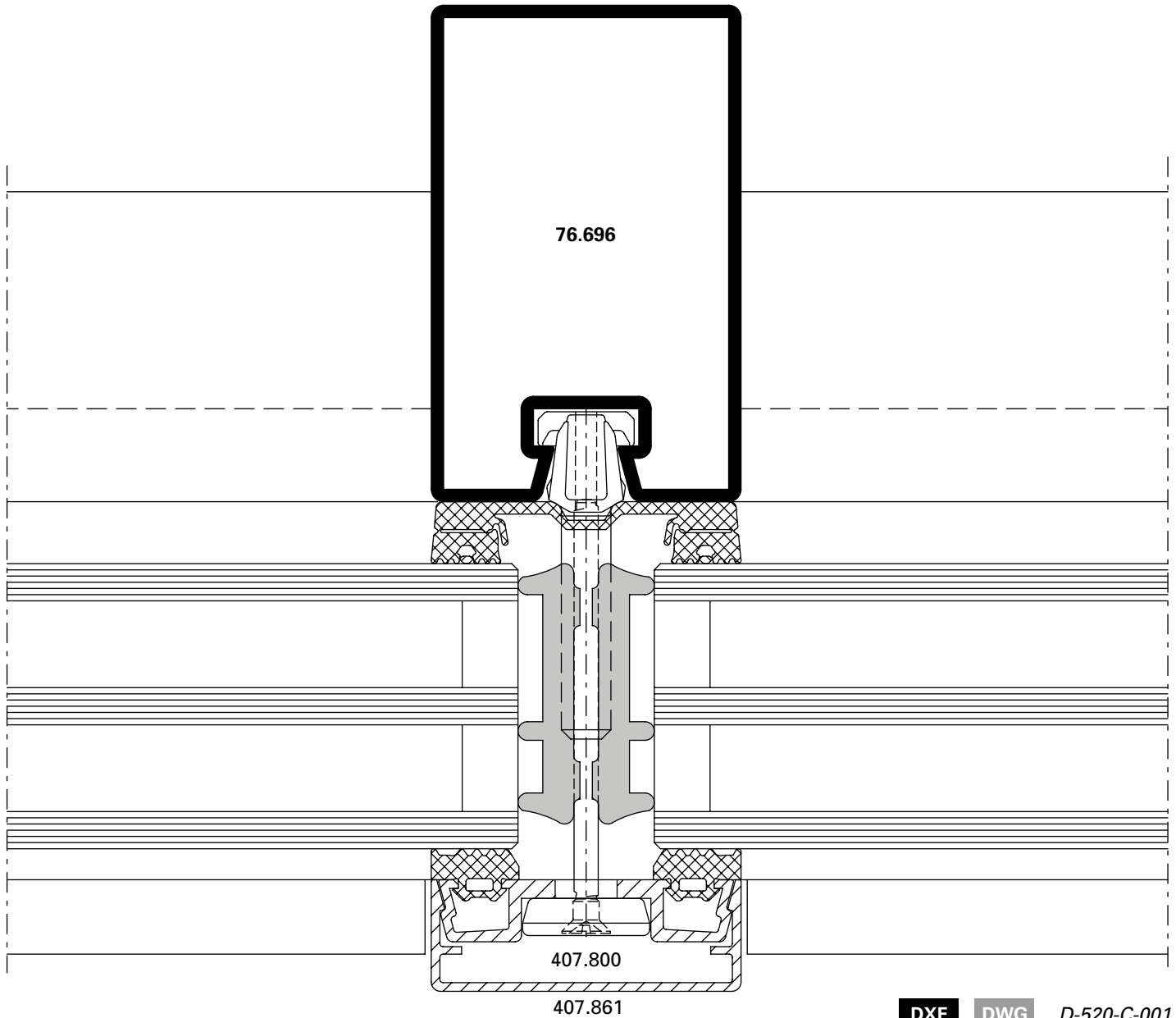
Schnittpunkte im Massstab 1:1
Coupe de détails à l'échelle 1:1
Section details on scale 1:1

VISS Fassade
VISS façade
VISS façade

VISS HI
Pfosten-Detail
Ansichtsbreite 50 mm

VISS HI
Détail du montant
Largeur de face 50 mm

VISS HI
Detail of mullion
Width 50 mm



DXF **DWG** D-520-C-001

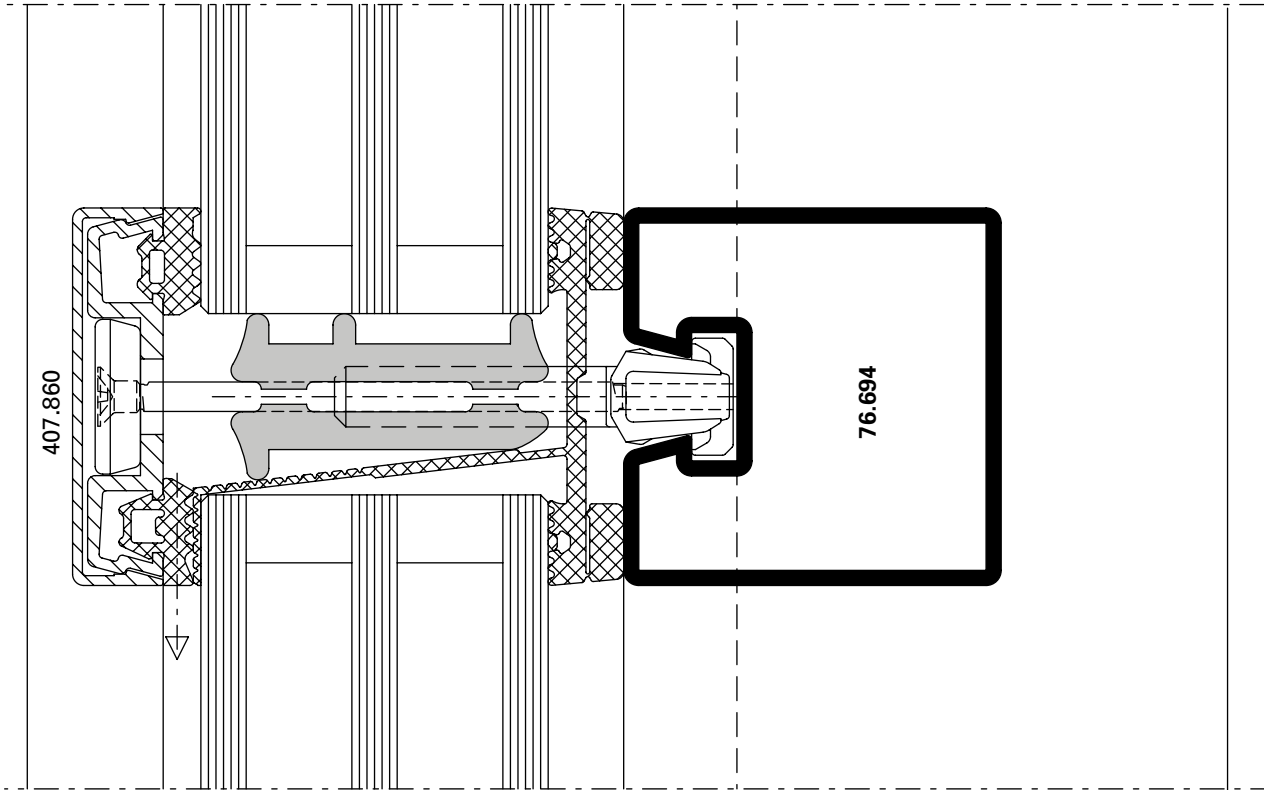
Schnittpunkte im Masstab 1:1
Coupe de détails à l'échelle 1:1
Section details on scale 1:1

VISS Fassade
VISS façade
VISS façade

VISS HI
Riegel-Detail
Ansichtsbreite 50 mm

VISS HI
Détail de la traverse
Largeur de face 50 mm

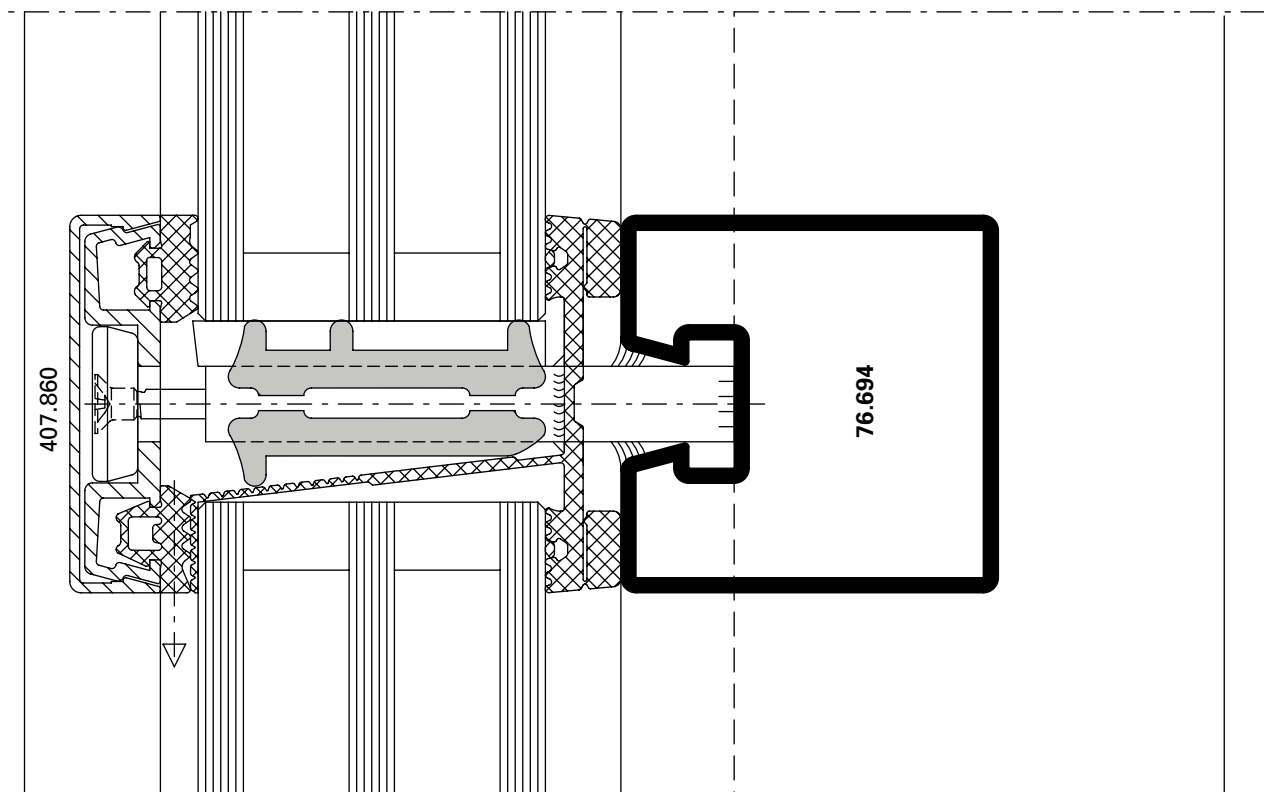
VISS HI
Detail of transom
Width 50 mm



D-520-C-002

DWG

DXF



D-520-C-003

DWG

DXF

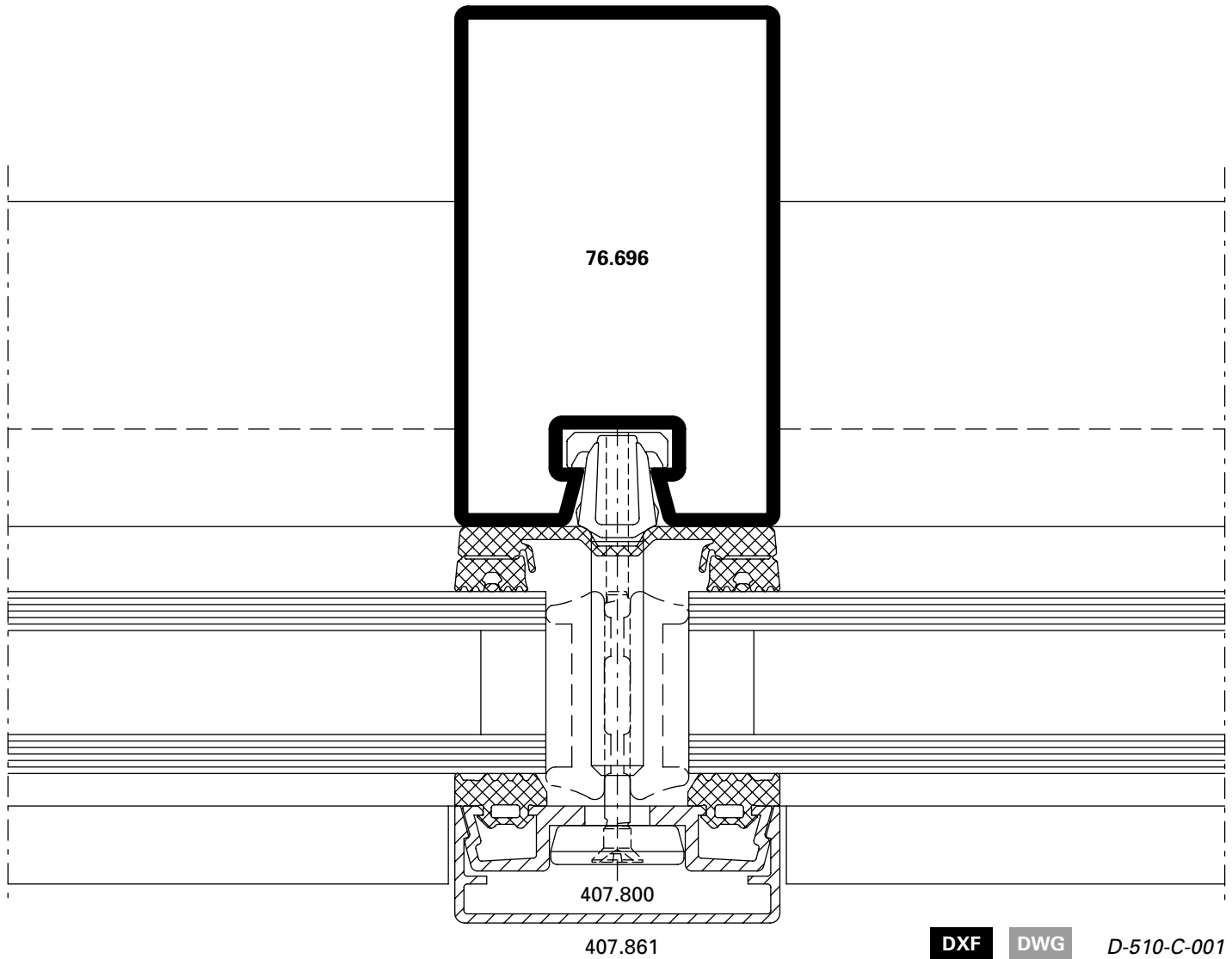
Schnittpunkte im Massstab 1:1
Coupe de détails à l'échelle 1:1
Section details on scale 1:1

VISS Fassade
VISS façade
VISS façade

Pfosten-Detail
Ansichtsbreite 50 mm

Détail du montant
Largeur de face 50 mm

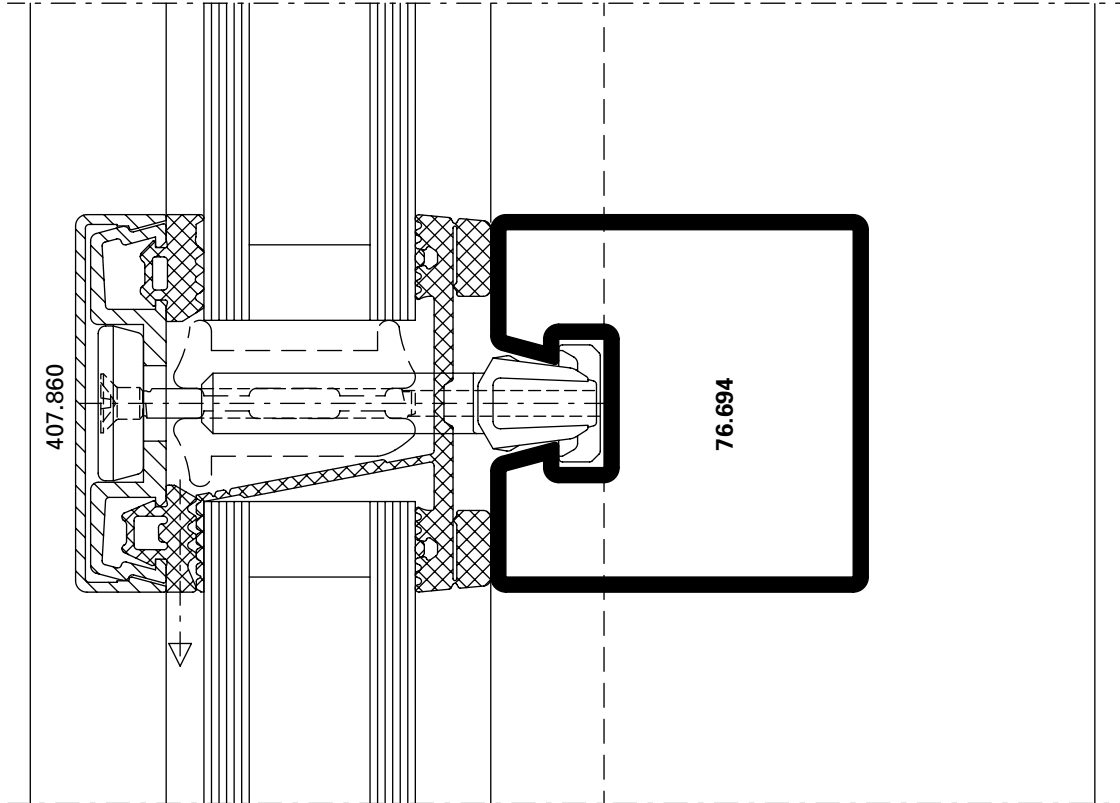
Detail of mullion
Width 50 mm



Riegel-Detail
Ansichtsbreite 50 mm

Détail de la traverse
Largeur de face 50 mm

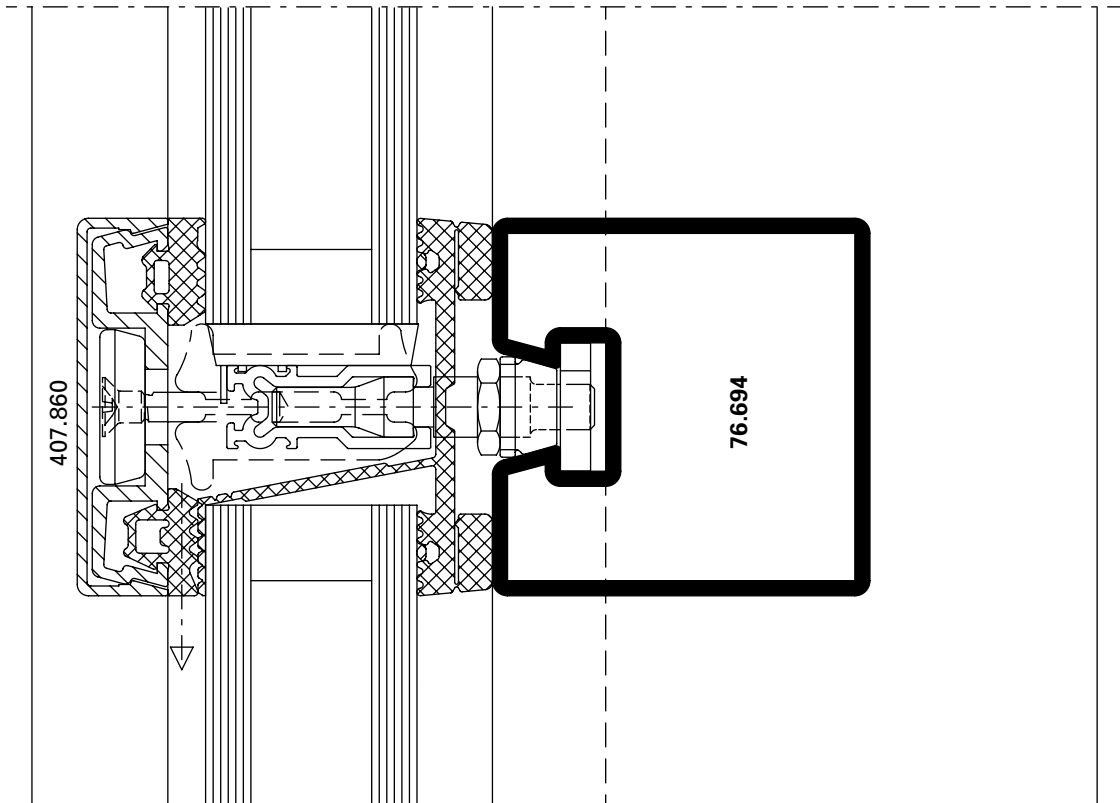
Detail of transom
Width 50 mm



D-510-C-002

DWG

DXF



D-510-C-003

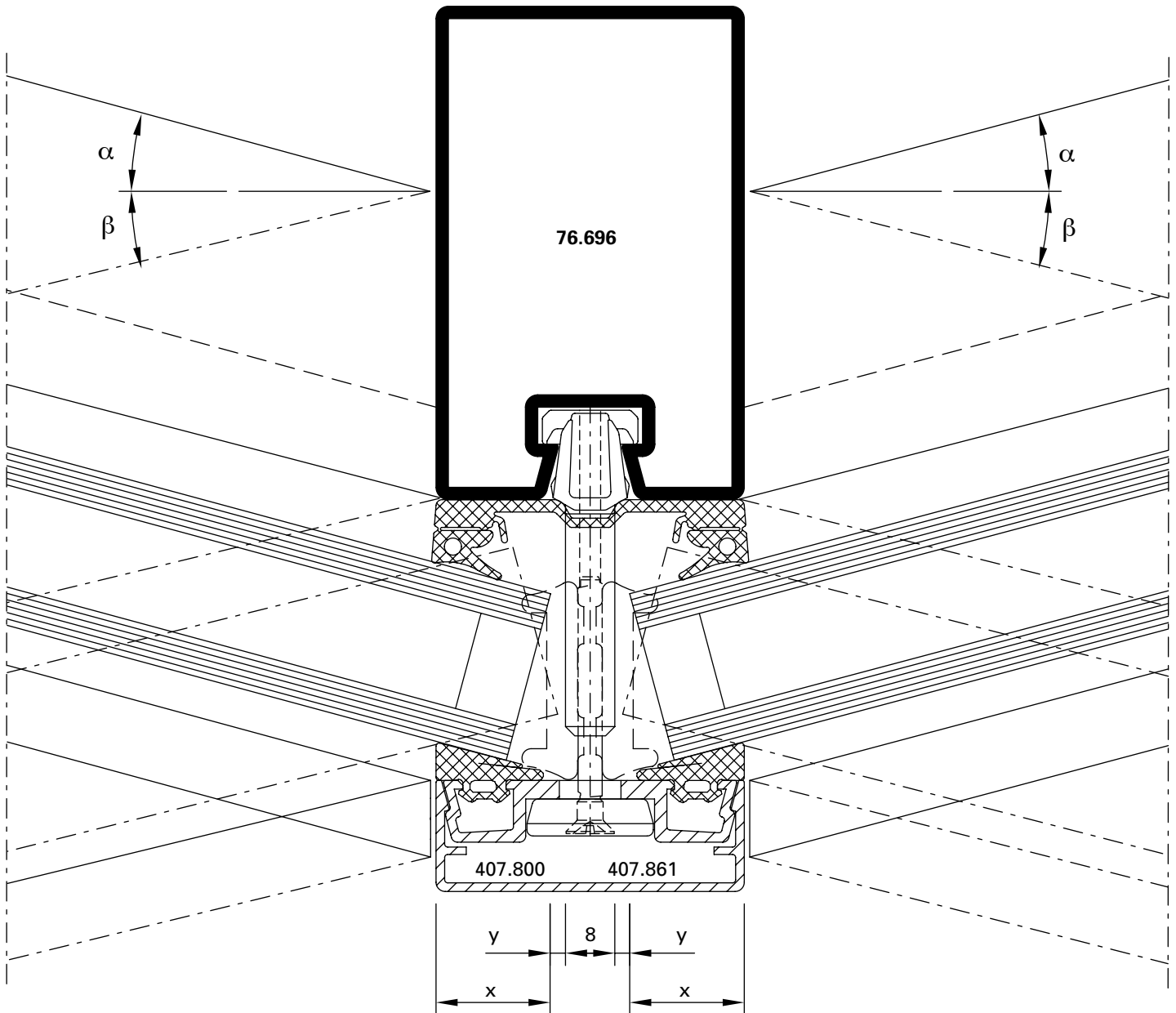
DWG

DXF

Pfosten-Detail
 Segmentverglasung 50 mm

Détail du montant
 Vitrage segmenté 50 mm

Detail of mullion
 Segmental glazing, width 50 mm



DXF DWG D-510-C-004

α β	Füllelement- dicke	X (max) mm	Y (min) mm
0 – 5°	20 – 45 mm	16	5
5 – 10°	20 – 35 mm	18	3
10 – 15°	20 – 24 mm	18	3

α β	Epaisseur du remplissage	X (max) mm	Y (min) mm
0 – 5°	20 – 45 mm	16	5
5 – 10°	20 – 35 mm	18	3
10 – 15°	20 – 24 mm	18	3

α β	Thickness of glass/panel	X (max) mm	Y (min) mm
0 – 5°	20 – 45 mm	16	5
5 – 10°	20 – 35 mm	18	3
10 – 15°	20 – 24 mm	18	3

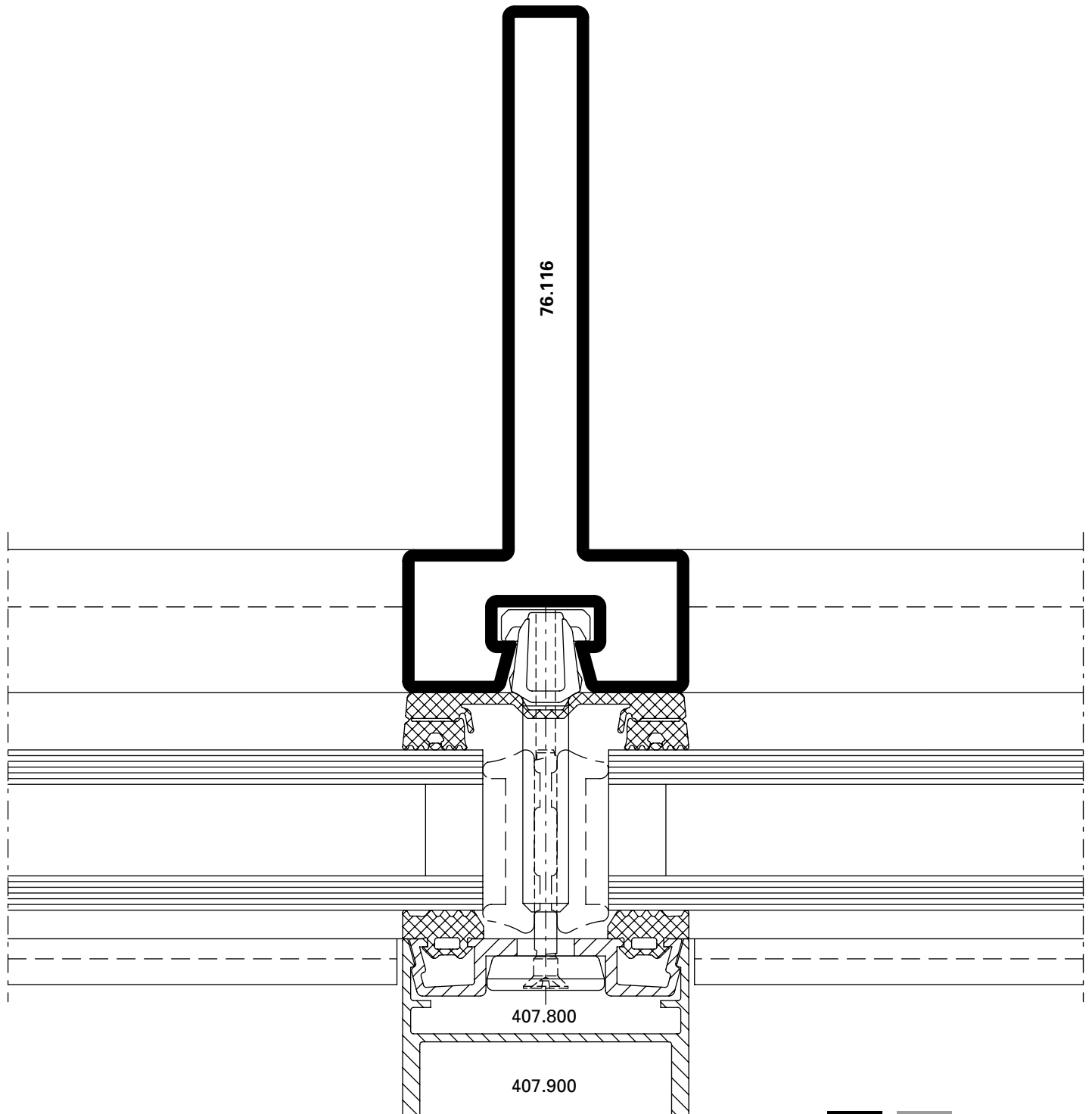
Schnittpunkte im Massstab 1:1
Coupe de détails à l'échelle 1:1
Section details on scale 1:1

VISS Fassade
VISS façade
VISS façade

Pfosten-Detail VISS Linea
Ansichtsbreite 50 mm

Détail du montant VISS Linea
Largeur de face 50 mm

Detail of mullion VISS Linea
Width 50 mm



DXF DWG D-510-C-016

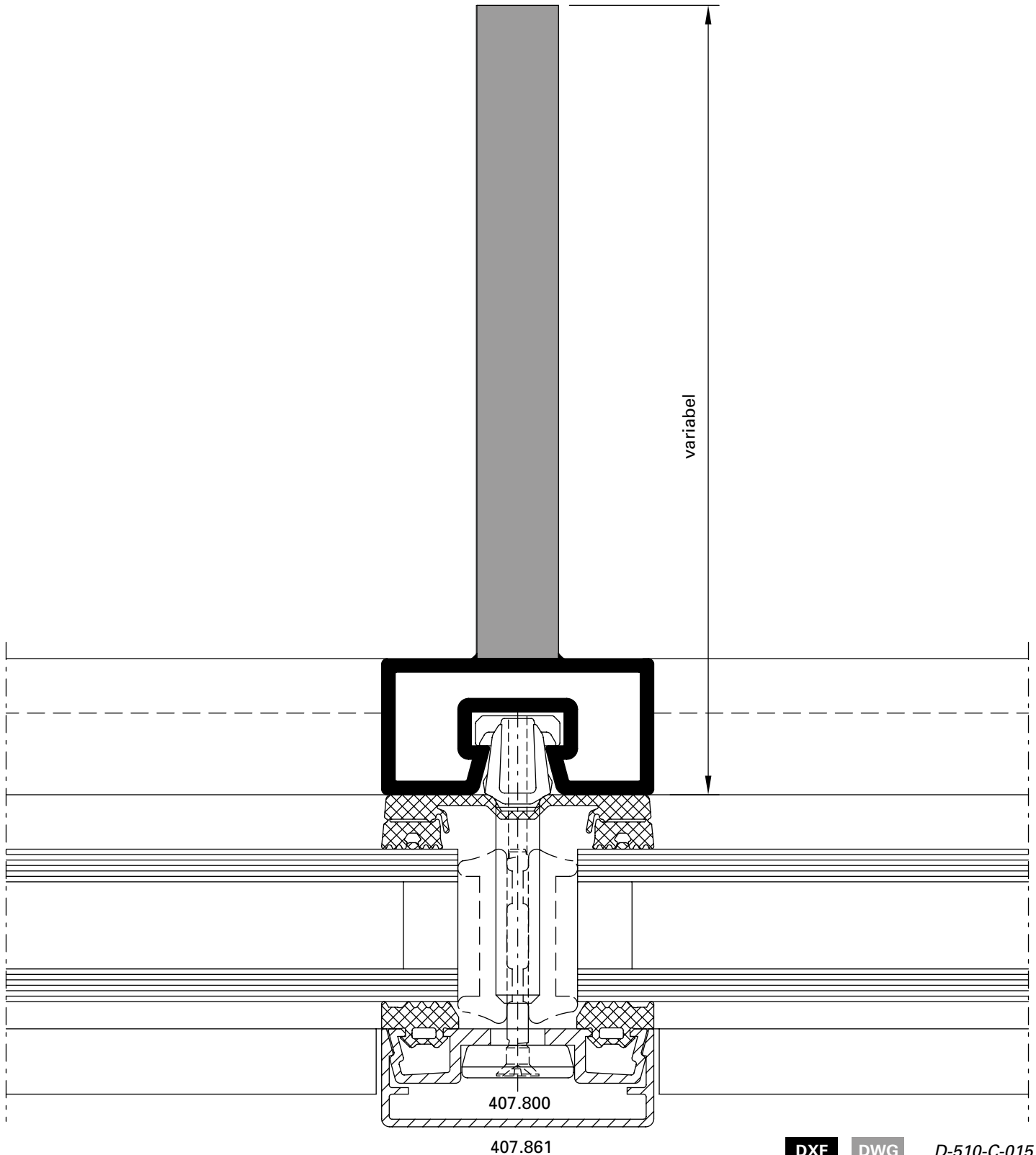
Schnittpunkte im Massstab 1:1
Coupe de détails à l'échelle 1:1
Section details on scale 1:1

VISS Fassade
VISS façade
VISS façade

Pfosten-Detail VISS Linea
Lasergeschweisst
Ansichtsbreite 50 mm

Détail du montant VISS Linea
Soudage au laser
Largeur de face 50 mm

Detail of mullion VISS Linea
Laser welding
Width 50 mm



DXF

DWG

D-510-C-015

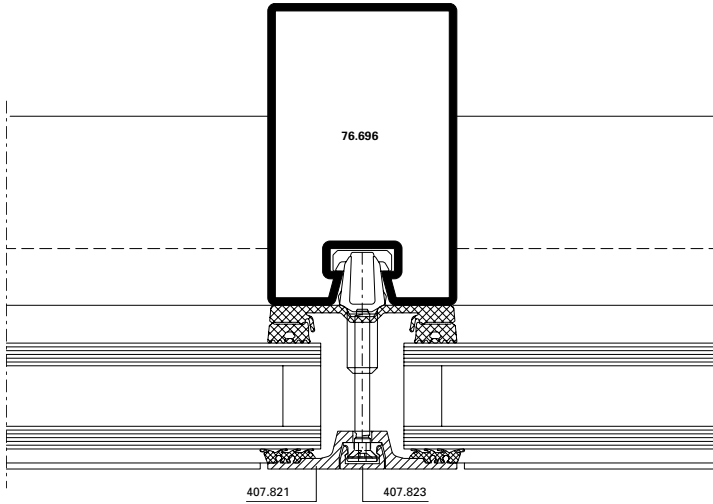
Schnittpunkte im Massstab 1:2
Coupe de détails à l'échelle 1:2
Section details on scale 1:2

VISS Fassade
VISS façade
VISS façade

Pfosten-Detail
Flaches Deckprofil
Ansichtsbreite 50 mm

Détail du montant
Profilé de recouvrement plat
Largeur de face 50 mm

Detail of mullion
Flat cover cap
Width 50 mm



DXF

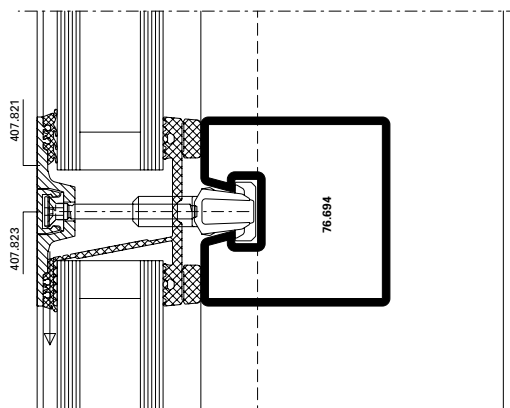
DWG

D-510-C-017

Riegel-Detail
Flaches Deckprofil
Ansichtsbreite 50 mm

Détail de la traverse
Profilé de recouvrement plat
Largeur de face 50 mm

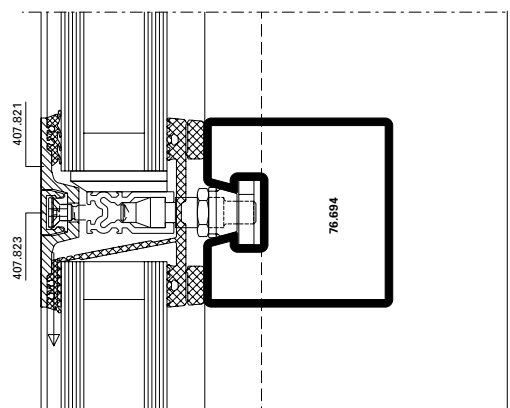
Detail of transom
Flat cover cap
Width 50 mm



D-510-C-018

DWG

DXF



D-510-C-019

DWG

DXF

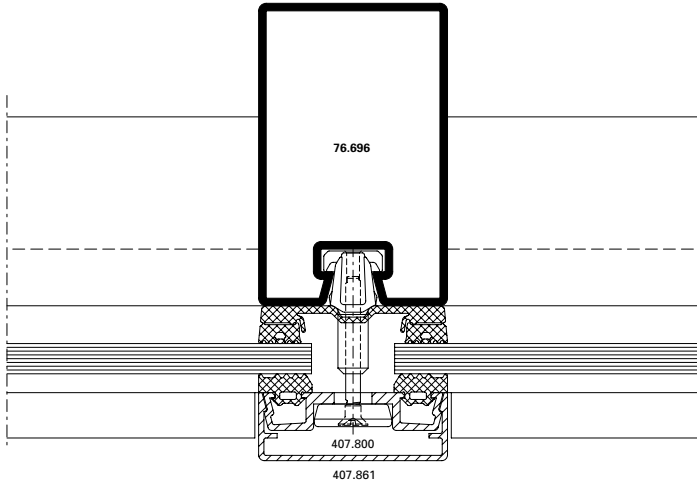
Schnittpunkte im Massstab 1:2
Coupe de détails à l'échelle 1:2
Section details on scale 1:2

VISS Fassade
VISS façade
VISS façade

Pfosten-Detail
Einfachverglasung
Ansichtsbreite 50 mm

Détail du montant
Vitrage simple
Largeur de face 50 mm

Detail of mullion
Single glazing
Width 50 mm

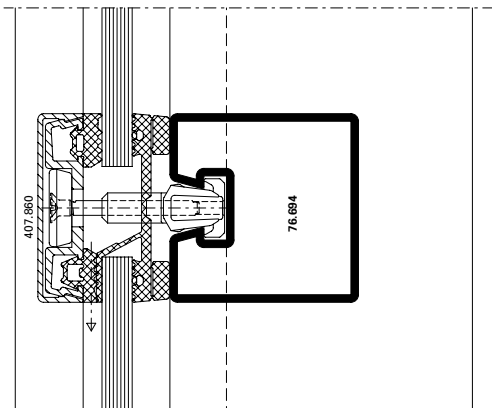


DXF **DWG** D-510-C-012

Riegel-Detail
Einfachverglasung
Ansichtsbreite 50 mm

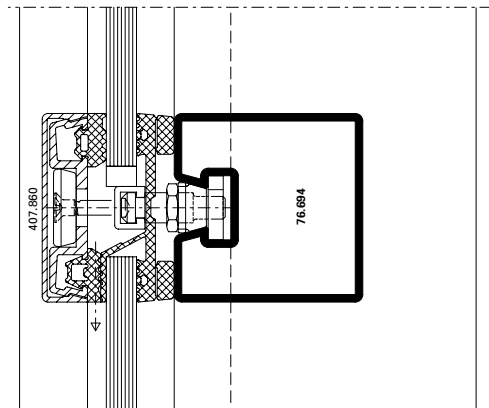
Détail de la traverse
Vitrage simple
Largeur de face 50 mm

Detail of transom
Single glazing
Width 50 mm



D-510-C-013

DXF **DWG**



D-510-C-014

DXF **DWG**

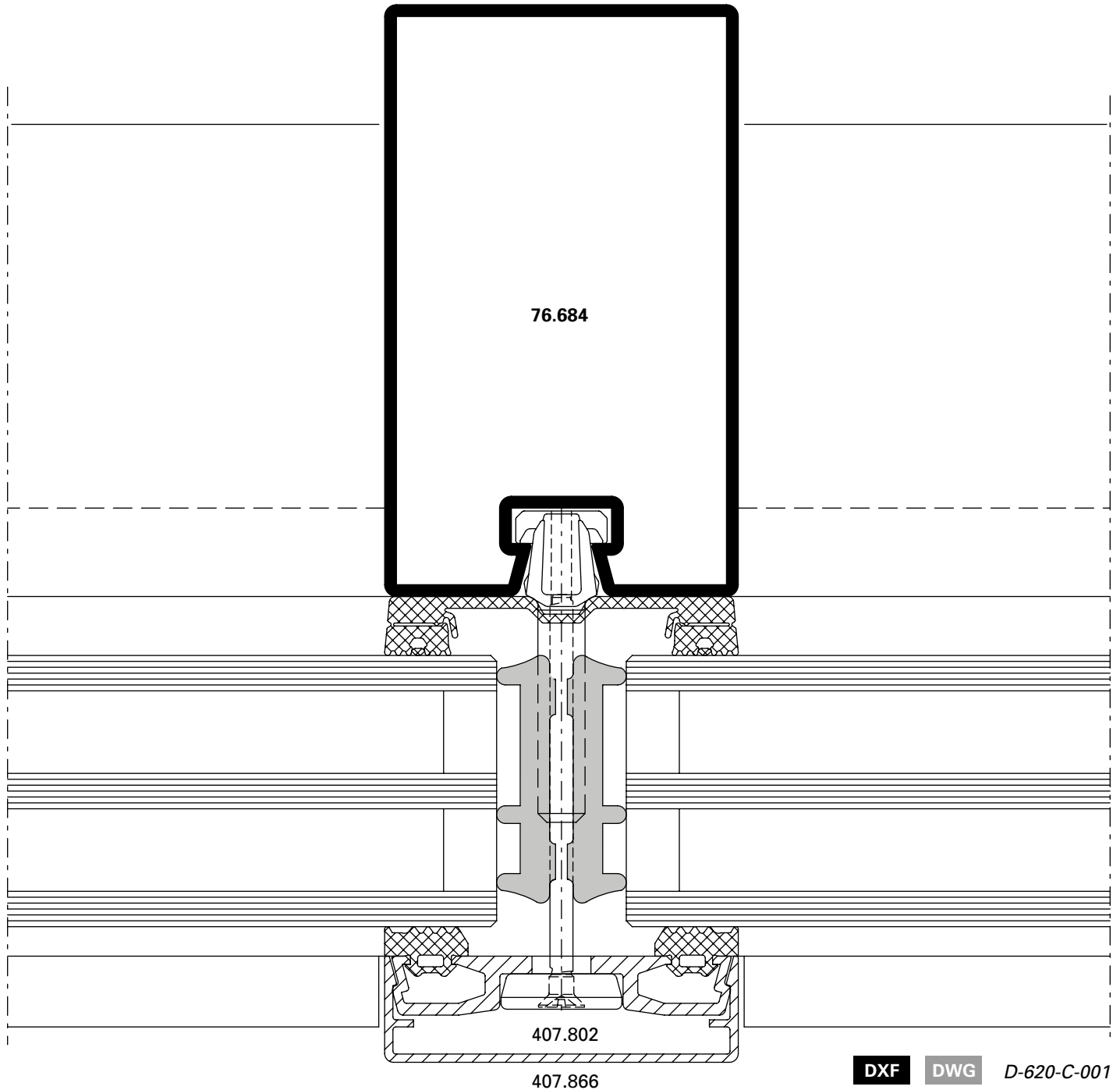
Schnittpunkte im Massstab 1:1
Coupe de détails à l'échelle 1:1
Section details on scale 1:1

VISS Fassade
VISS façade
VISS façade

VISS HI
Pfosten-Detail
Ansichtsbreite 60 mm

VISS HI
Détail du montant
Largeur de face 60 mm

VISS HI
Detail of mullion
Width 60 mm



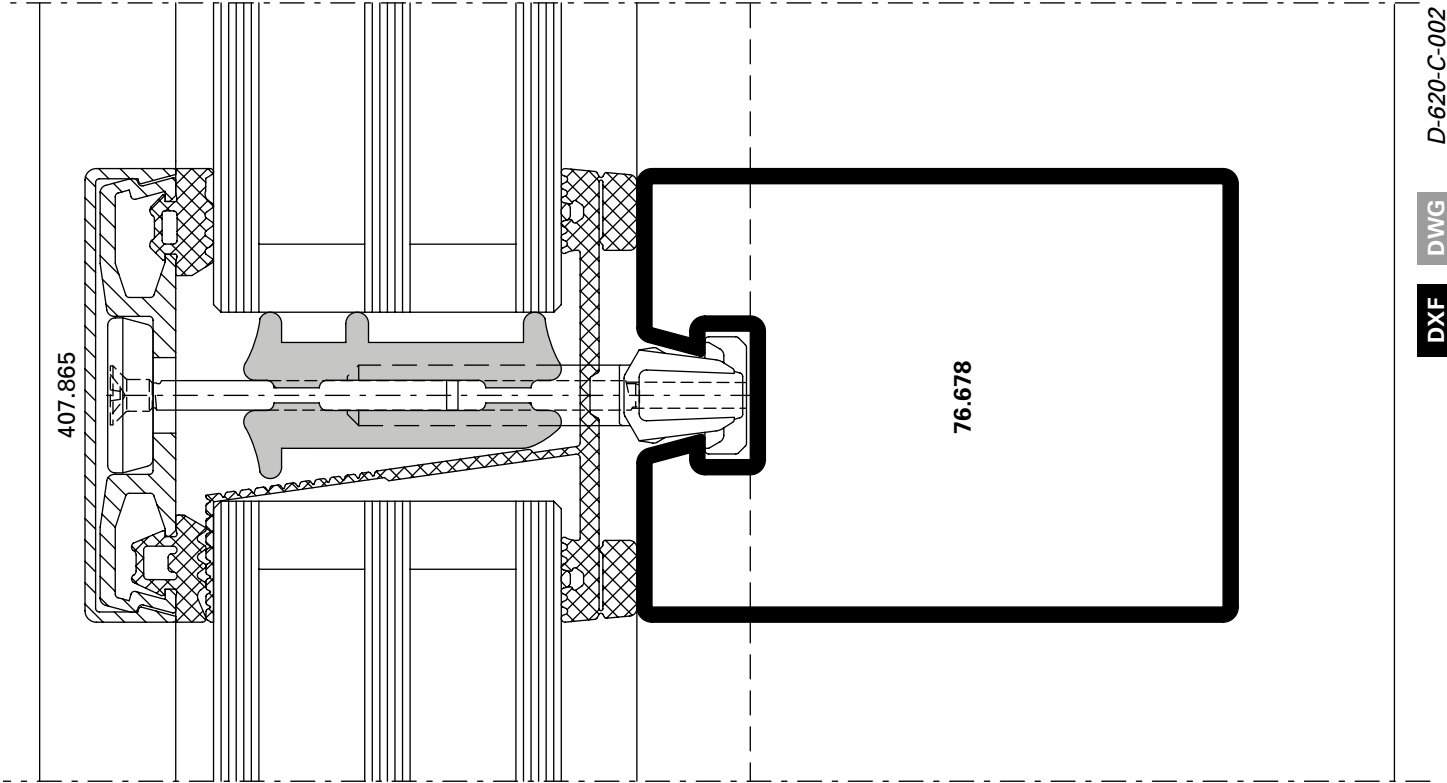
Schnittpunkte im Massstab 1:1
Coupe de détails à l'échelle 1:1
Section details on scale 1:1

VISS Fassade
VISS façade
VISS façade

VISS HI
Riegel-Detail
Ansichtsbreite 60 mm

VISS HI
Détail de la traverse
Largeur de face 60 mm

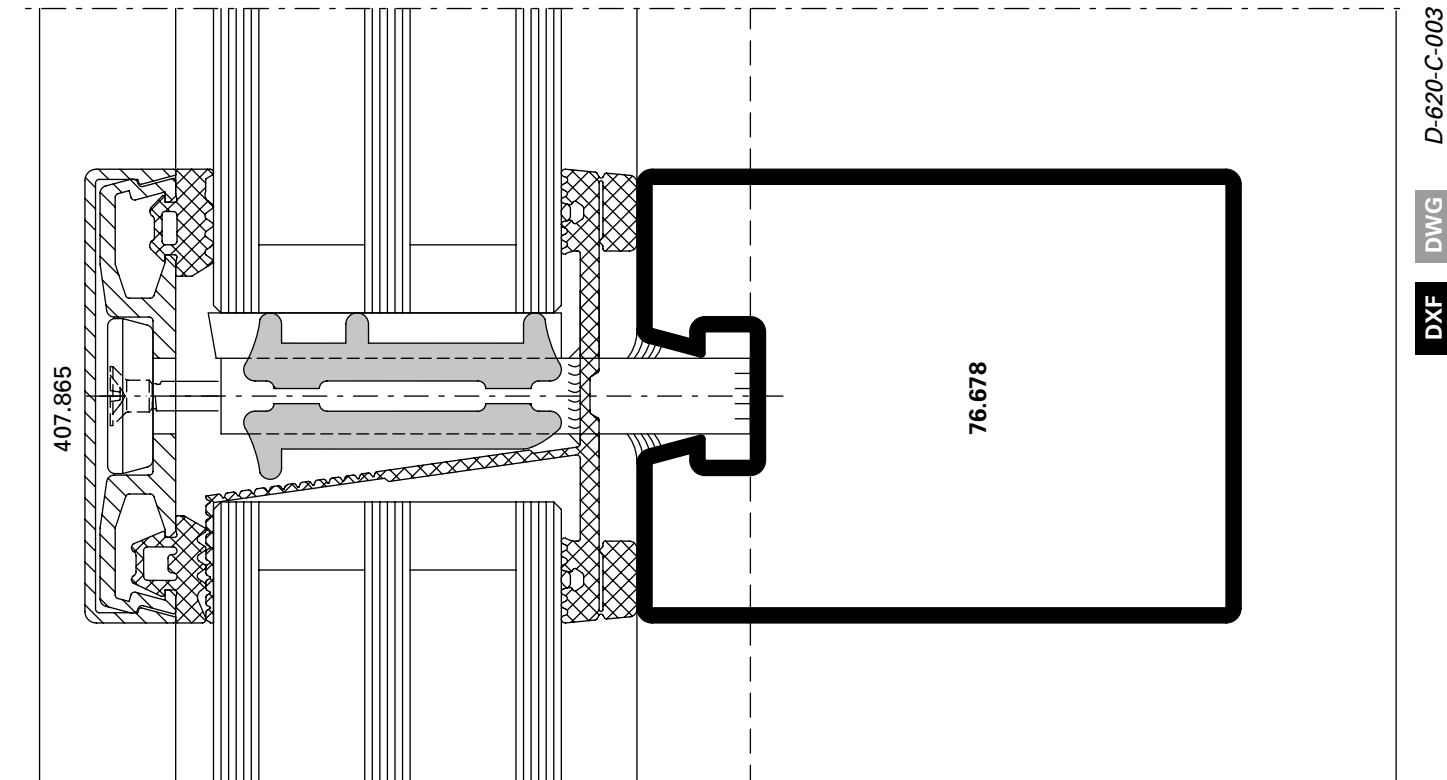
VISS HI
Detail of transom
Width 60 mm



DWG D-620-C-002

DWG

DXF



DWG D-620-C-003

DWG

DXF

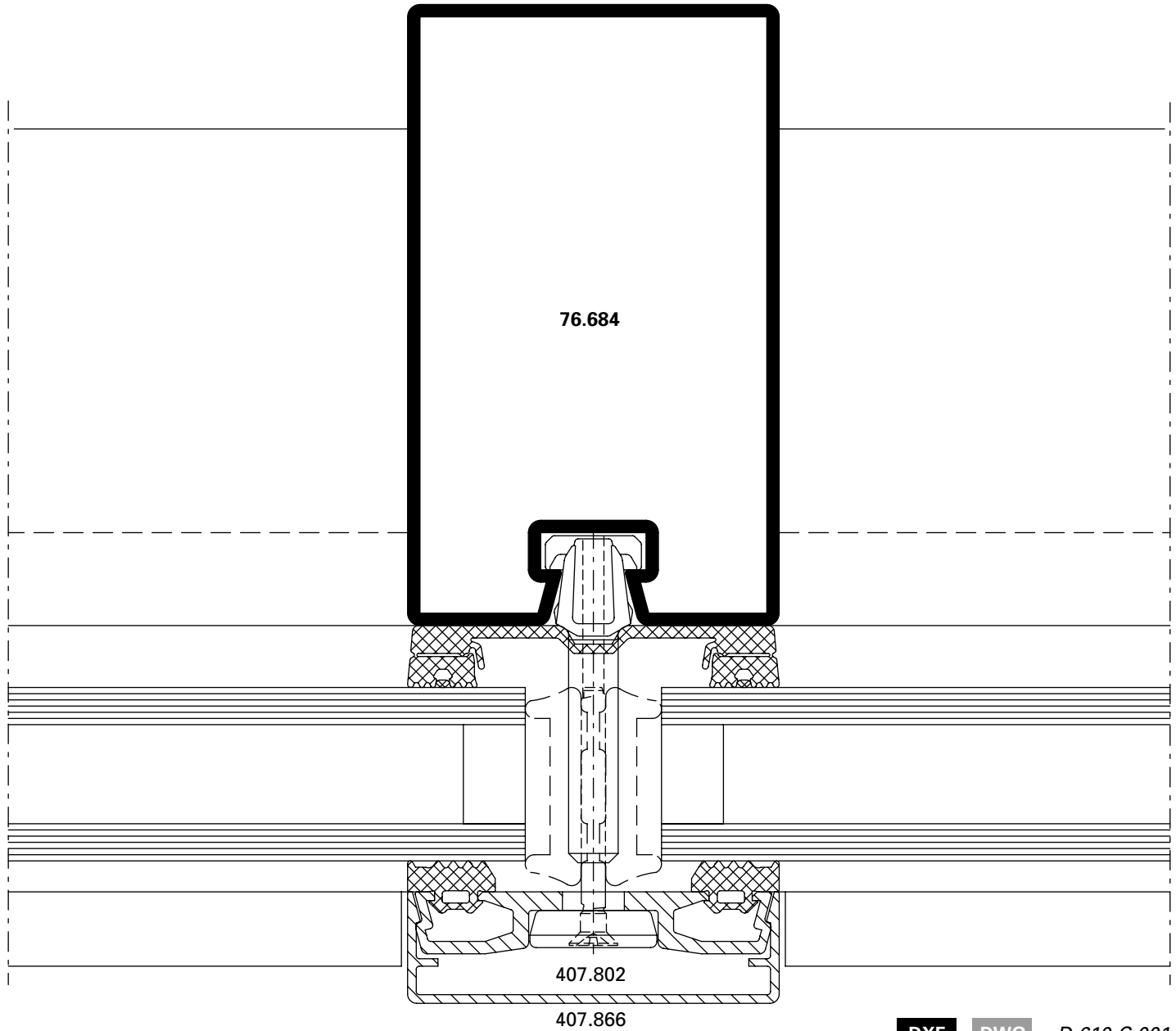
Schnittpunkte im Massstab 1:1
Coupe de détails à l'échelle 1:1
Section details on scale 1:1

VISS Fassade
VISS façade
VISS façade

Pfosten-Detail
Ansichtsbreite 60 mm

Détail du montant
Largeur de face 60 mm

Detail of mullion
Width 60 mm

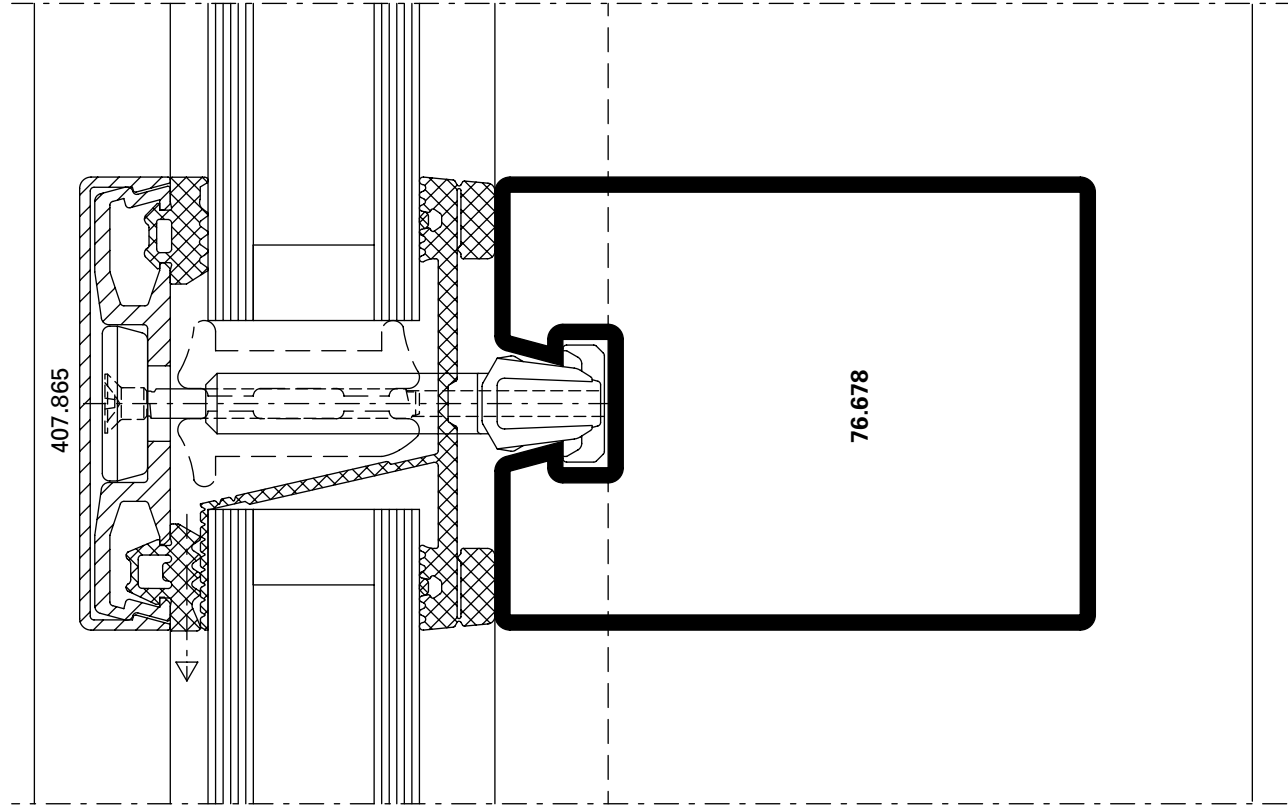


DXF **DWG** D-610-C-001

Riegel-Detail
Ansichtsbreite 60 mm

Détail de la traverse
Largeur de face 60 mm

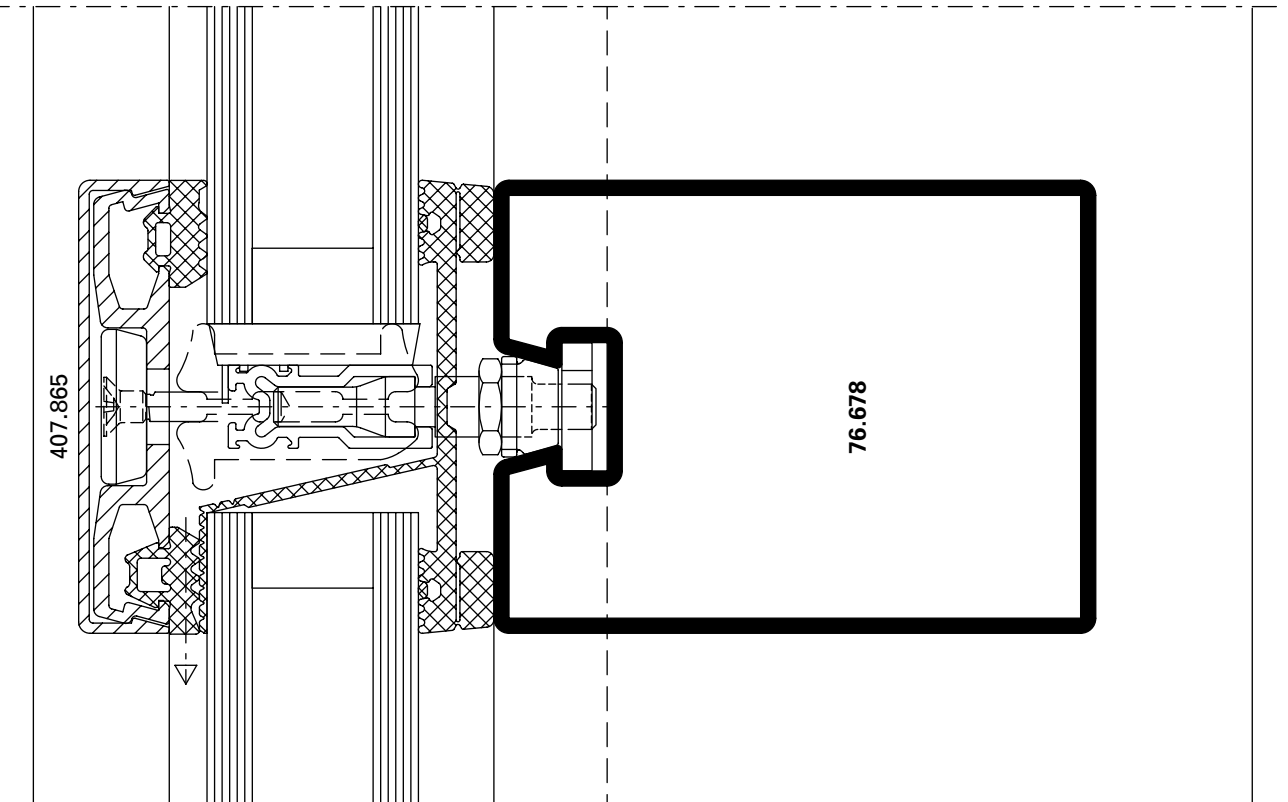
Detail of transom
Width 60 mm



D-610-C-002

DWG

DXF



D-610-C-003

DWG

DXF

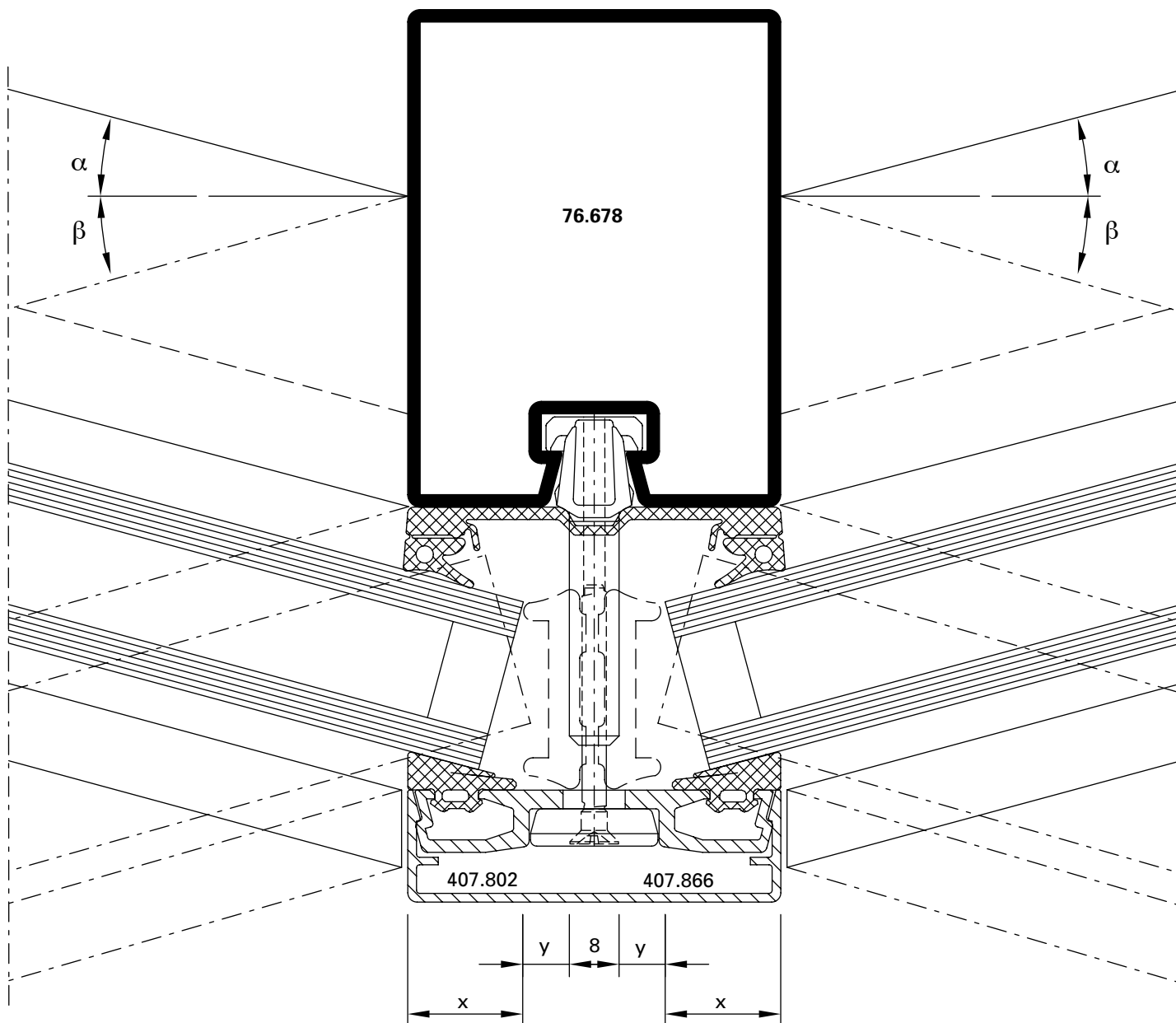
Schnittpunkte im Massstab 1:1
 Coupe de détails à l'échelle 1:1
 Section details on scale 1:1

VISS Fassade
 VISS façade
 VISS façade

Pfosten-Detail
 Segmentverglasung 60 mm

Détail du montant
 Vitrage segmenté 60 mm

Detail of mullion
 Segmental glazing, width 60 mm



DXF DWG D-610-C-004

α	Füllelement- dicke	X (max) mm	Y (min) mm
0 – 5°	20 – 70 mm	21	5
5 – 10°	20 – 50 mm	21	5
10 – 15°	20 – 35 mm	21	5

α	Epaisseur du remplissage	X (max) mm	Y (min) mm
0 – 5°	20 – 70 mm	21	5
5 – 10°	20 – 50 mm	21	5
10 – 15°	20 – 35 mm	21	5

α	Thickness of glass/panel	X (max) mm	Y (min) mm
0 – 5°	20 – 70 mm	21	5
5 – 10°	20 – 50 mm	21	5
10 – 15°	20 – 35 mm	21	5

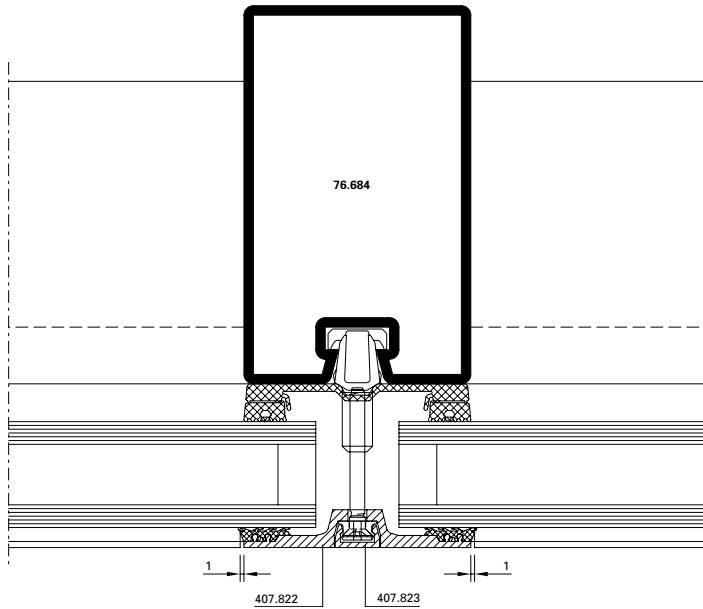
Schnittpunkte im Massstab 1:2
Coupe de détails à l'échelle 1:2
Section details on scale 1:2

VISS Fassade
VISS façade
VISS façade

Pfosten-Detail
Flaches Deckprofil
Ansichtsbreite 60 mm

Détail du montant
Profilé de recouvrement plat
Largeur de face 60 mm

Detail of mullion
Flat cover cap
Width 60 mm

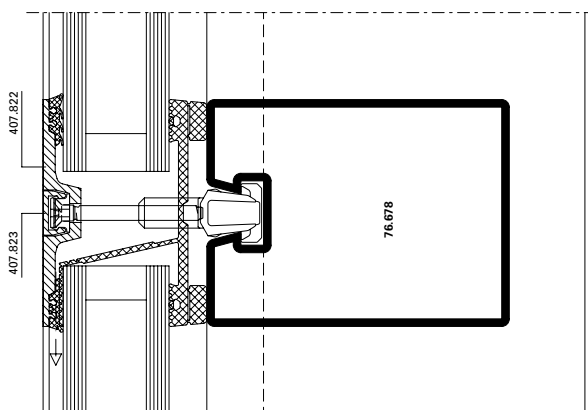


DXF **DWG** *D-610-C-011*

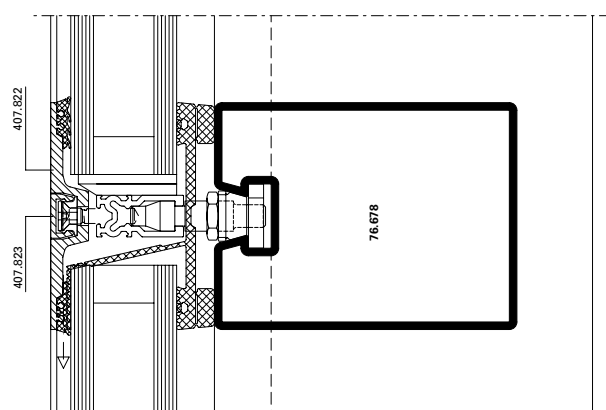
Riegel-Detail
Flaches Deckprofil
Ansichtsbreite 60 mm

Détail de la traverse
Profilé de recouvrement plat
Largeur de face 60 mm

Detail of transom
Flat cover cap
Width 60 mm



DXF **DWG** *D-610-C-012*



DXF **DWG** *D-610-C-013*

Schnittpunkte im Masstab 1:2

Coupe de détails à l'échelle 1:2

Section details on scale 1:2

VISS Fassade

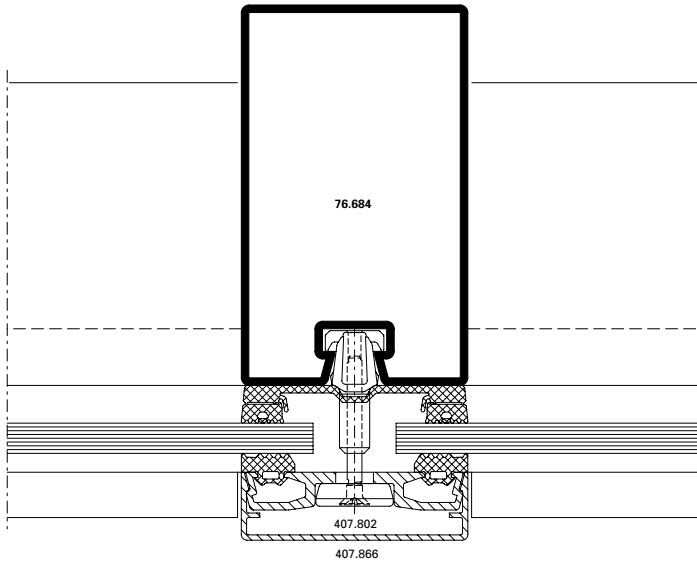
VISS façade

VISS façade

Pfosten-Detail
Einfachverglasung
Ansichtsbreite 60 mm

Détail du montant
Vitrage simple
Largeur de face 60 mm

Detail of mullion
Single glazing
Width 60 mm



DXF

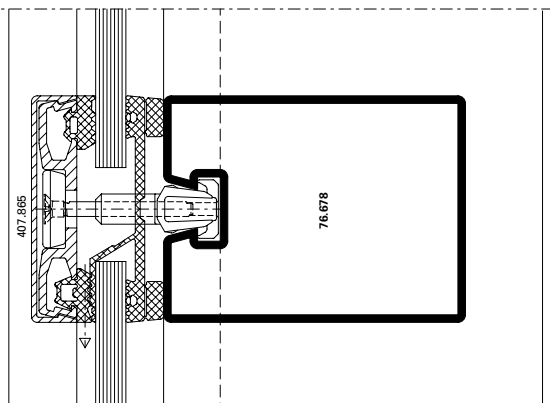
DWG

D-610-C-008

Riegel-Detail
Einfachverglasung
Ansichtsbreite 60 mm

Détail de la traverse
Vitrage simple
Largeur de face 60 mm

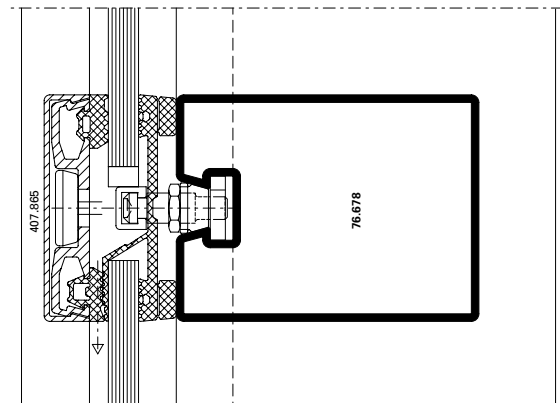
Detail of transom
Single glazing
Width 60 mm



D-610-C-009

DWG

DXF



D-610-C-010

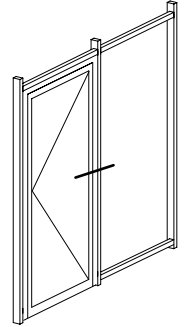
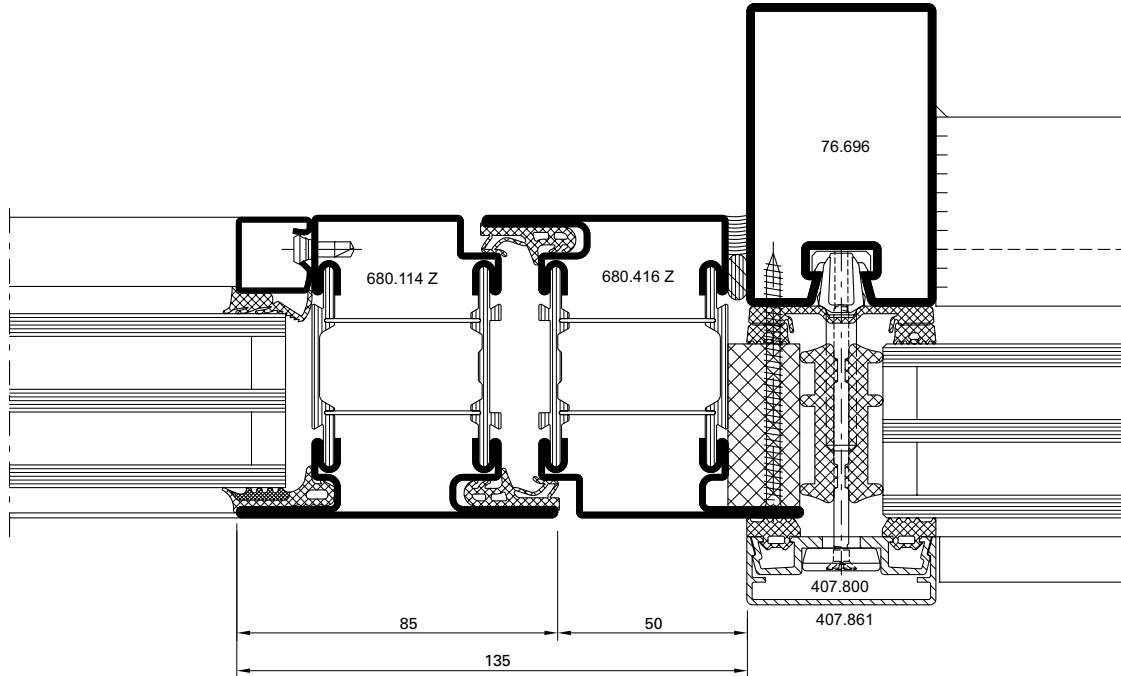
DWG

DXF

Einsatzelement
 Janisol HI Türe

Élément de remplissage
 Porte Janisol HI

Infill element
 Janisol HI door



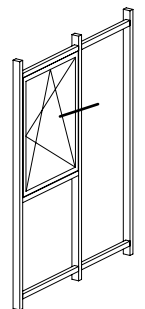
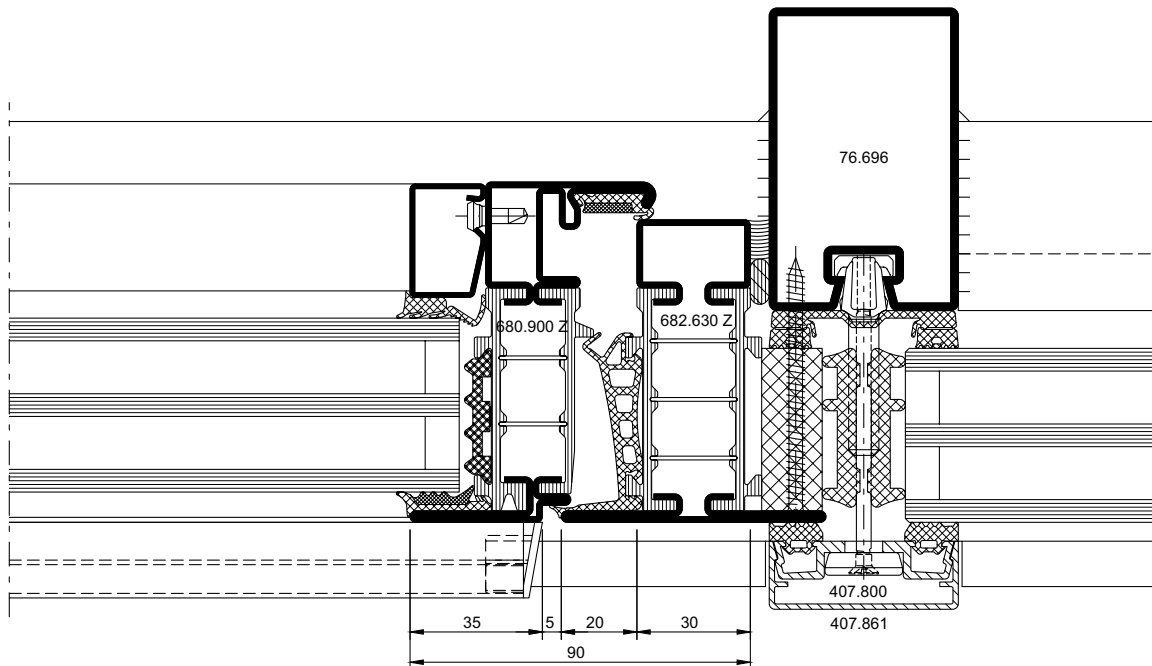
DXF DWG

D-160-A-012

Einsatzelement
 Janisol HI Fenster

Élément de remplissage
 Fenêtre Janisol HI

Infill element
 Janisol HI window



DXF DWG

D-161-A-022

* Bei grossen, schweren und/oder stark frequentierten Türanlagen ist eine zusätzliche Verschraubung im Bandbereich erforderlich.

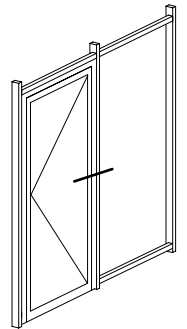
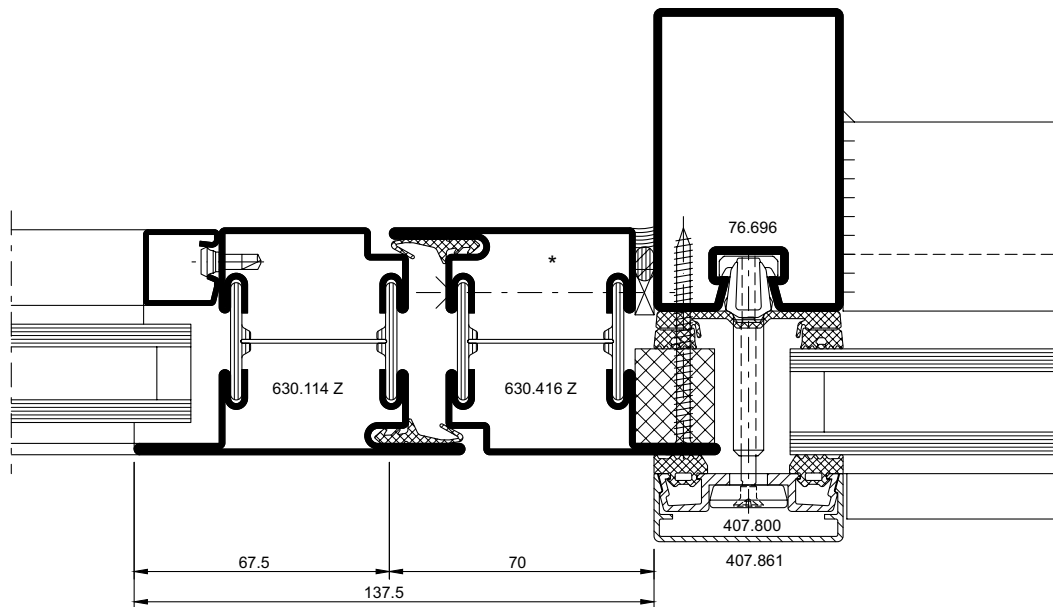
* Pour les portes lourdes de grandes dimensions et/ou fortement fréquentées, un vissage supplémentaire au niveau des paumelles est nécessaire.

* for large heavy and/or frequently used door systems, additional screw connections are required in the hinge area.

Einsatzelement
 Janisol Türe

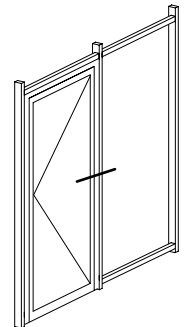
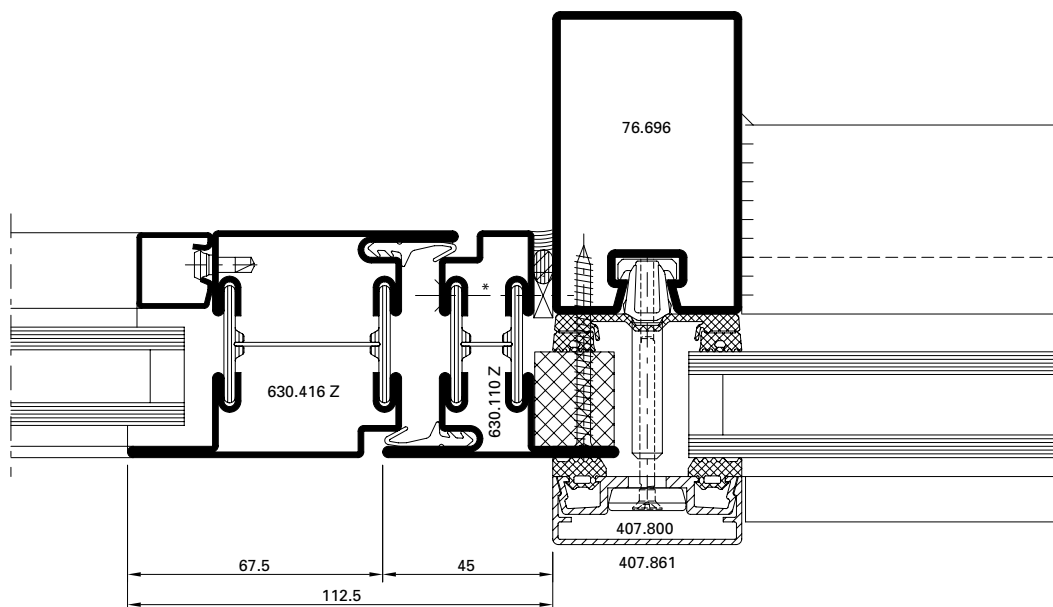
Élément de remplissage
 Porte Janisol

Infill element
 Janisol door



DXF DWG

D-510-K-015



DXF DWG

D-510-K-007

* Bei grossen, schweren und/oder stark frequentierten Türanlagen ist eine zusätzliche Verschraubung im Bandbereich erforderlich.

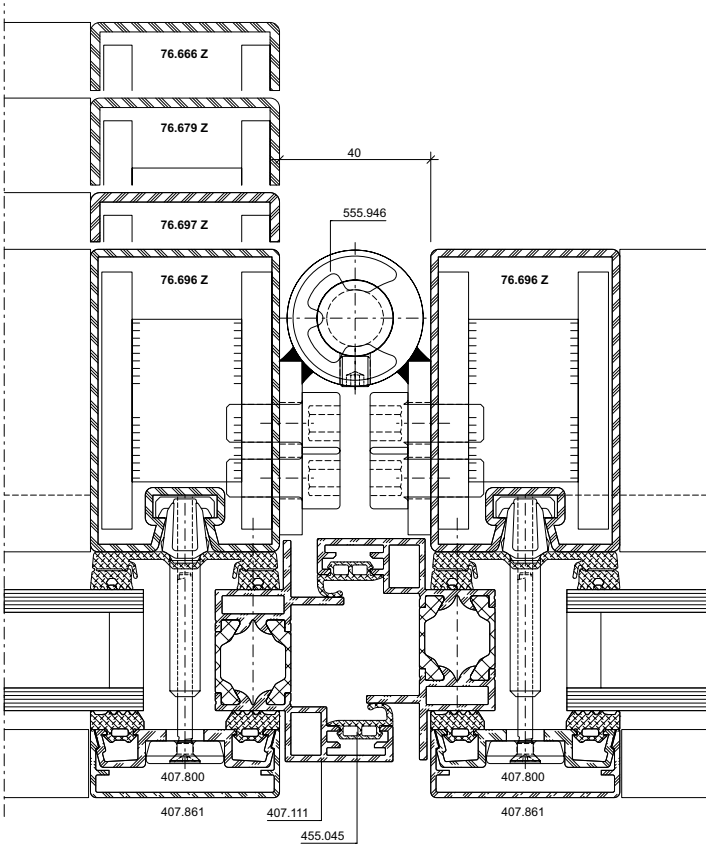
* Pour les portes lourdes de grandes dimensions et/ou fortement fréquentées, un vissage supplémentaire au niveau des paumelles est nécessaire.

* for large heavy and/or frequently used door systems, additional screw connections are required in the hinge area.

Einsatzelement
VISS Drehtüre

Élément de remplissage
Porte à la française VISS

Infill element
VISS side-hung door



DXF

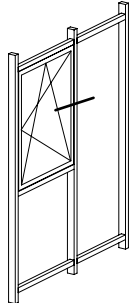
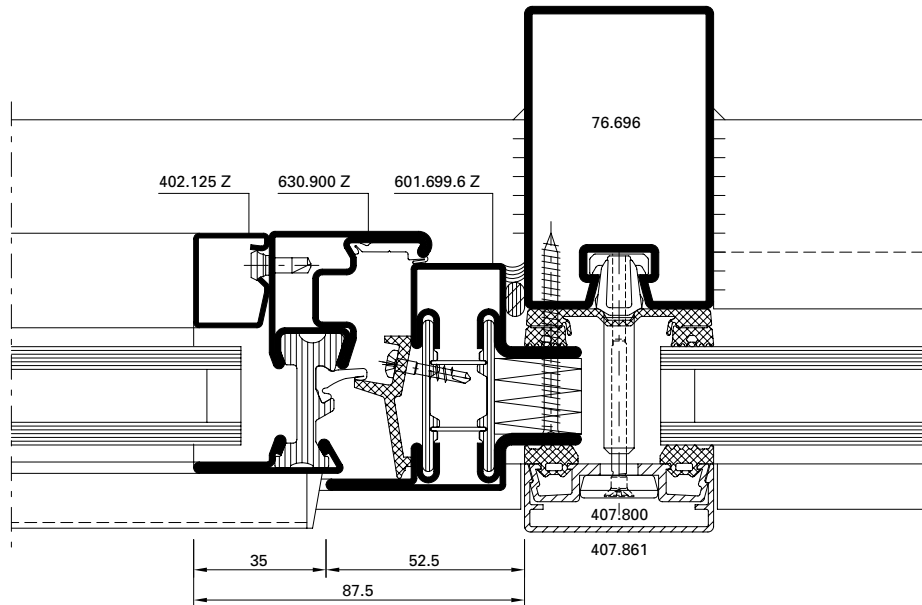
DWG

51-0208-C-001

Einsatzelement
 Fenster Janisol Primo

Élément de remplissage
 Fenêtre Janisol Primo

Infill element
 Janisol Primo window



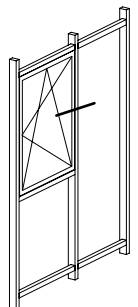
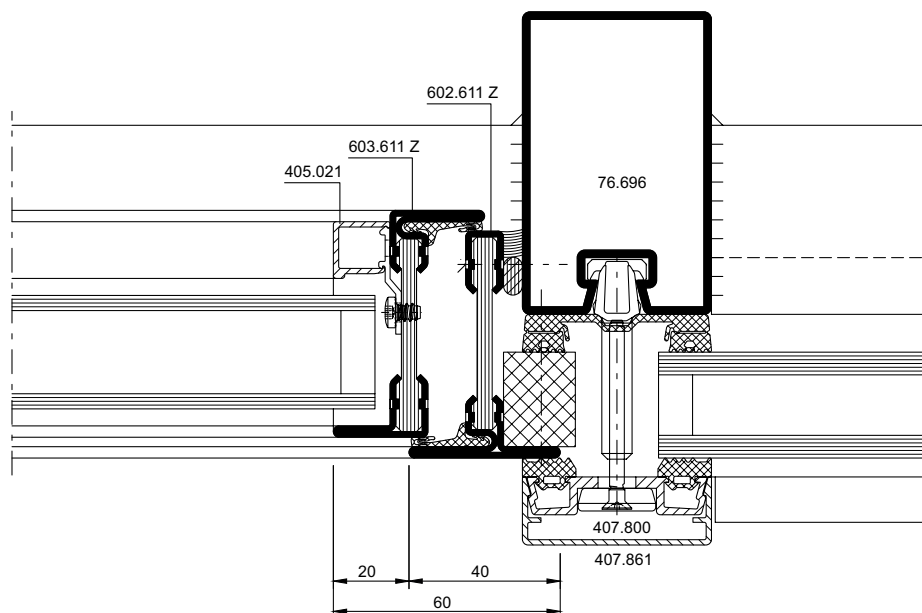
DXF **DWG**

D-510-K-001

Einsatzelement
 Janisol Arte

Élément de remplissage
 Janisol Arte

Infill element
 Janisol Arte



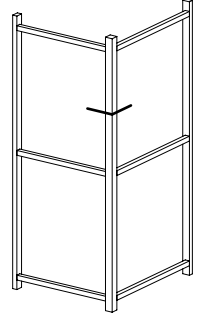
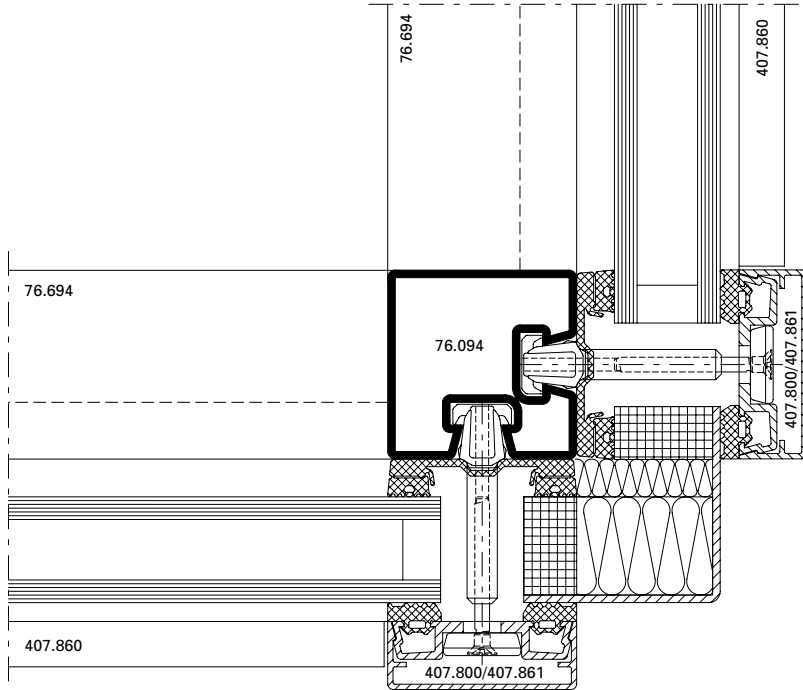
DXF **DWG**

D-510-K-016

Aussenecke 90°

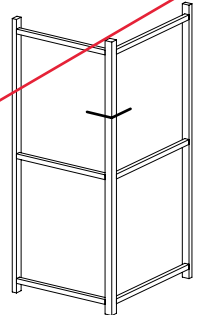
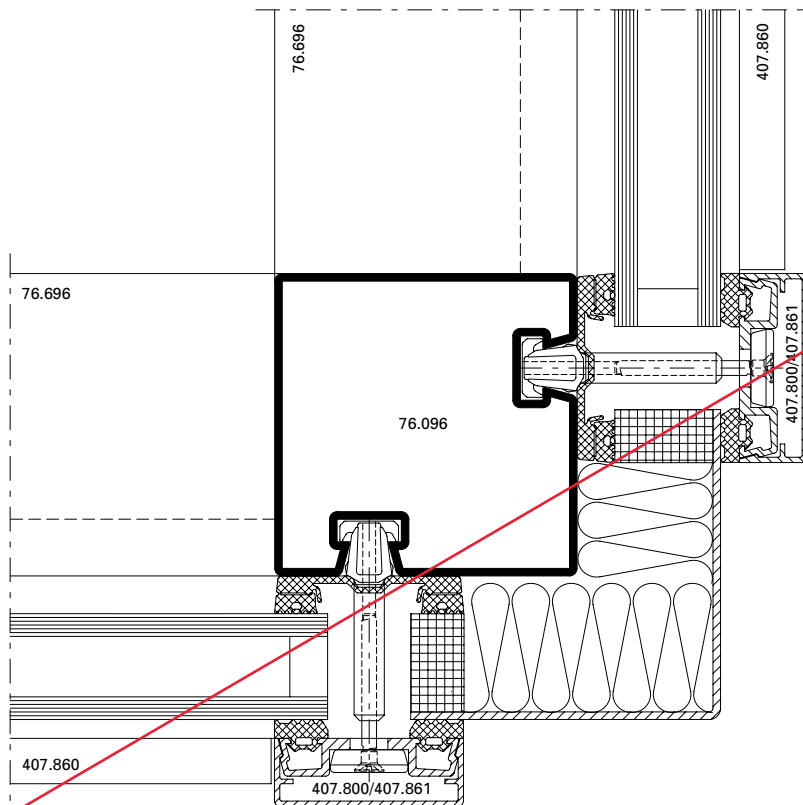
Angle extérieur 90°

Outer corner 90°



DXF DWG

D-510-K-011



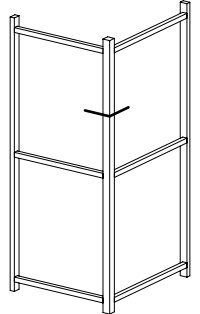
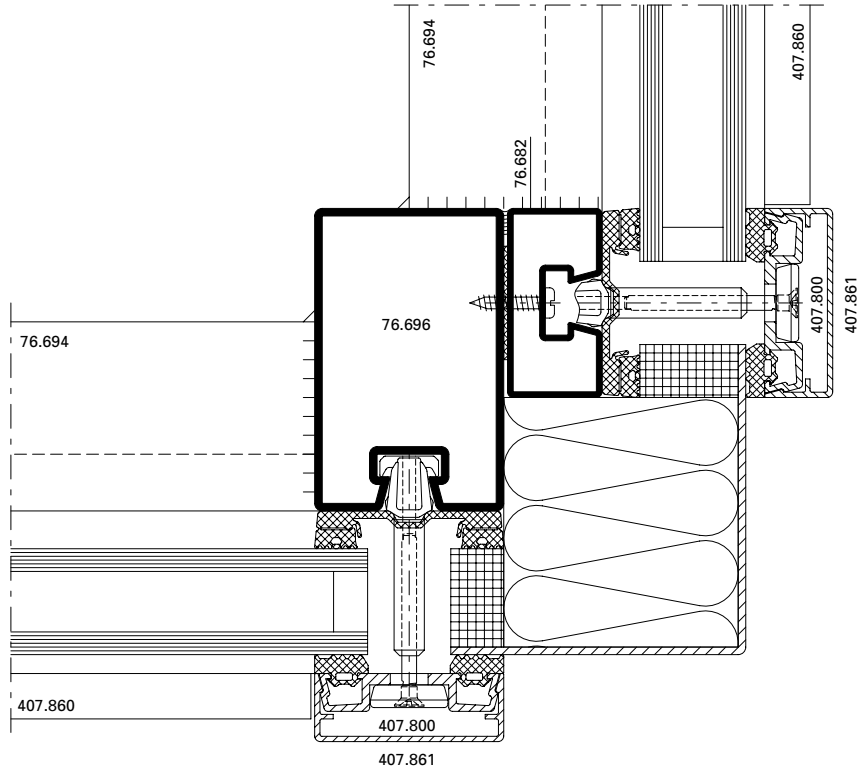
DXF DWG

D-510-K-012

Aussenecke 90°

Angle extérieur 90°

Outer corner 90°



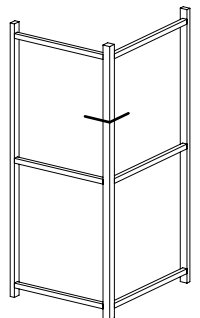
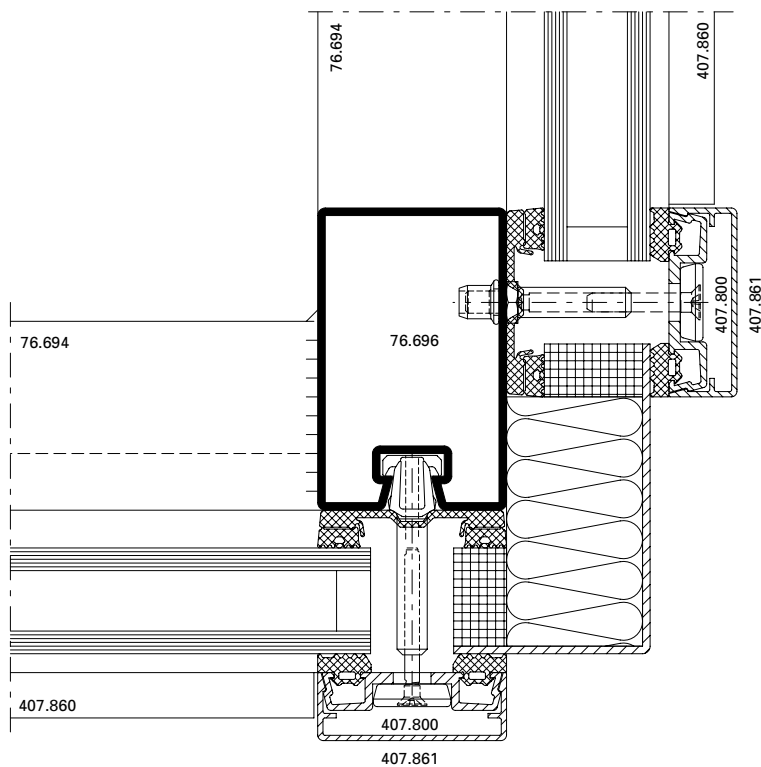
DXF DWG

D-510-K-005

Aussenecke 90°
 (Kombination mit VISS Basic)

Angle extérieur 90°
 (en combinaison avec VISS Basic)

Outer corner 90°
 (in combination with VISS Basic)



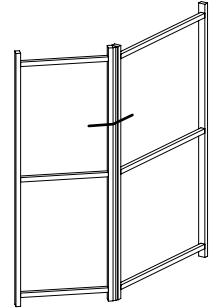
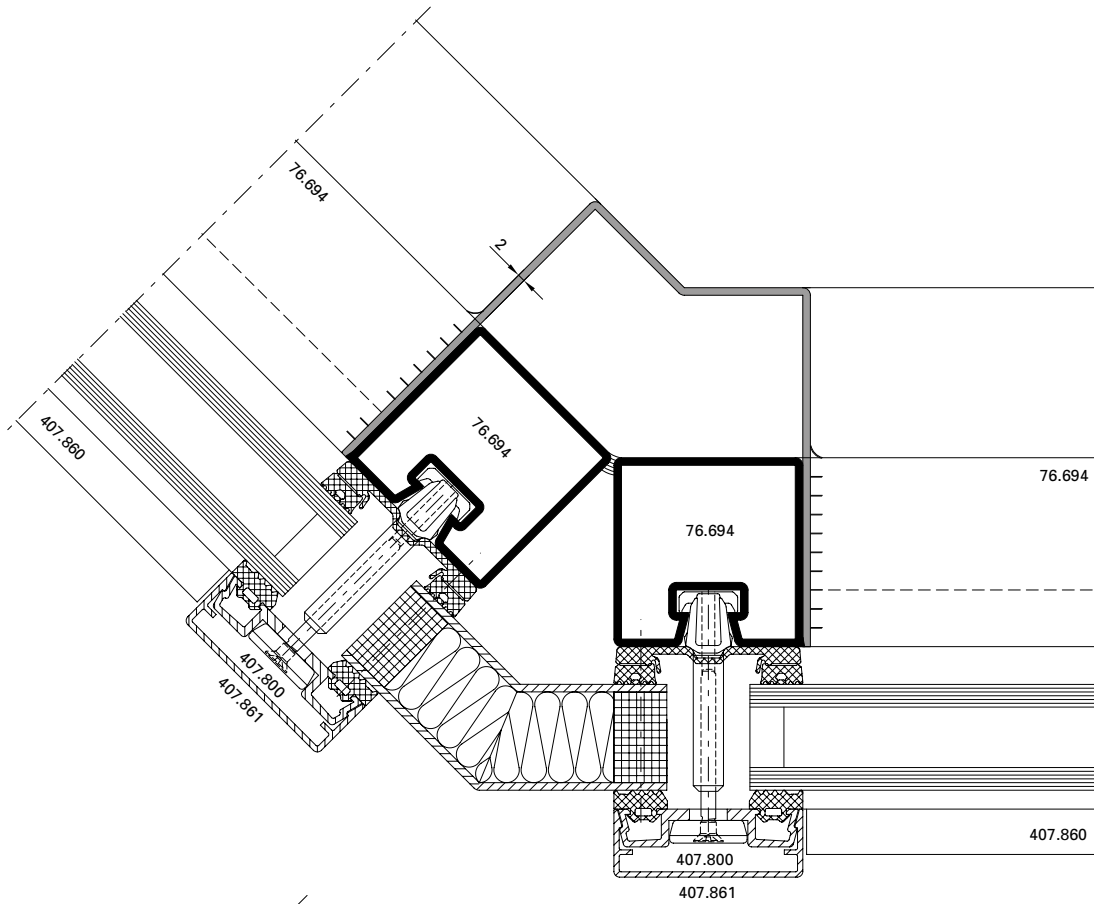
DXF DWG

D-510-K-010

Aussenecke 135°

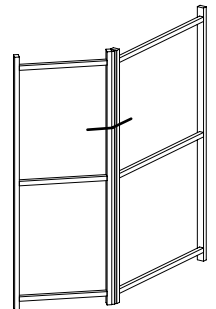
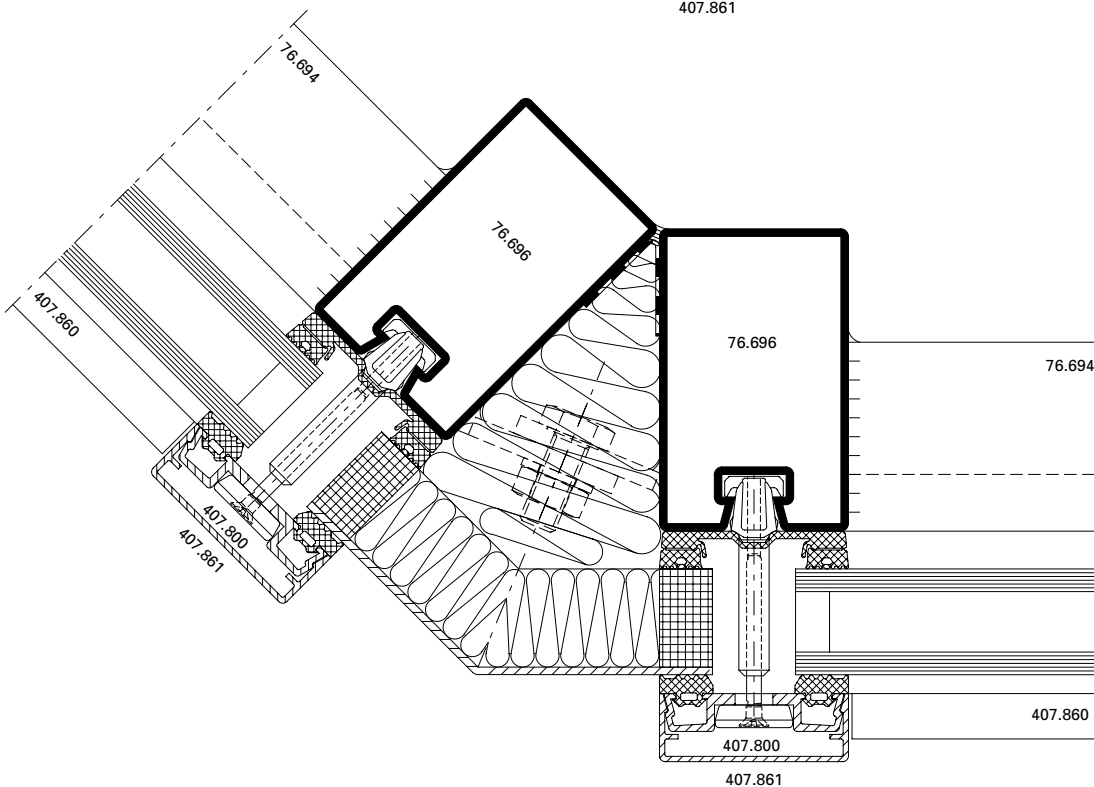
Angle extérieur 135°

Outer corner 135°



DXF DWG

D-510-K-003



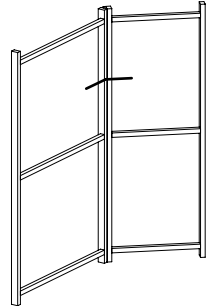
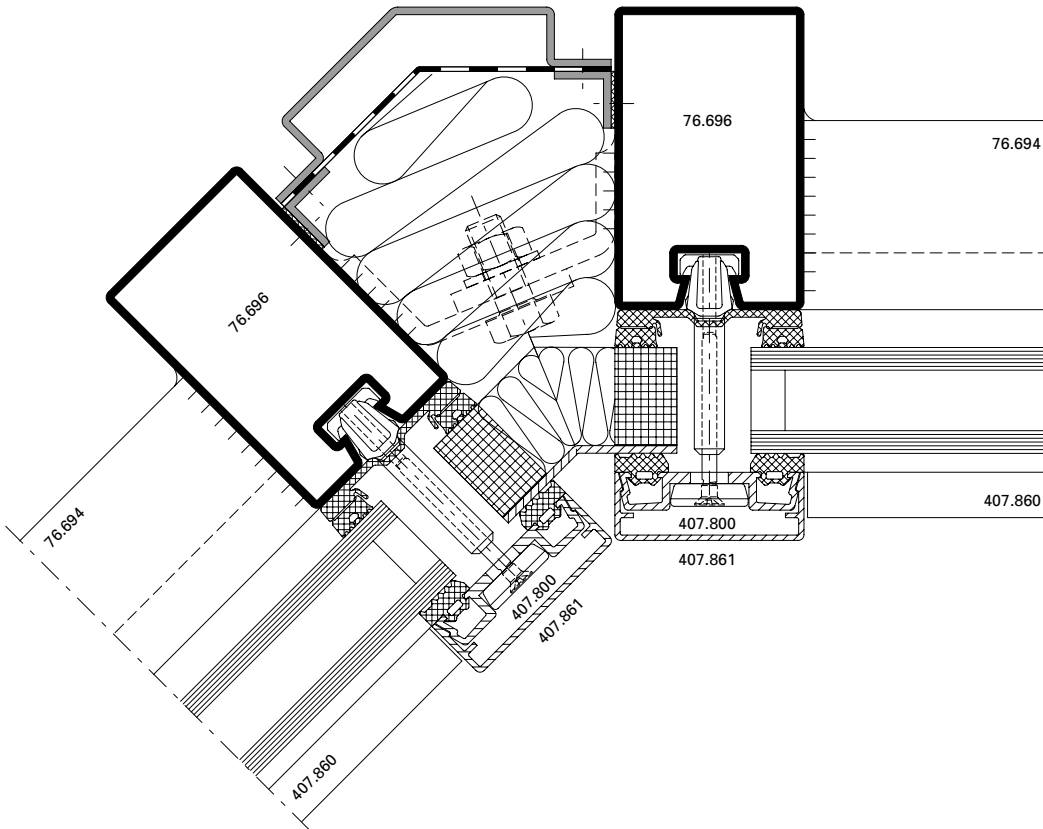
DXF DWG

D-510-K-004

Innenecke 135°

Angle intérieur 135°

Inner corner 135°



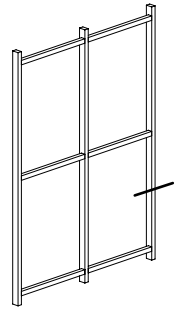
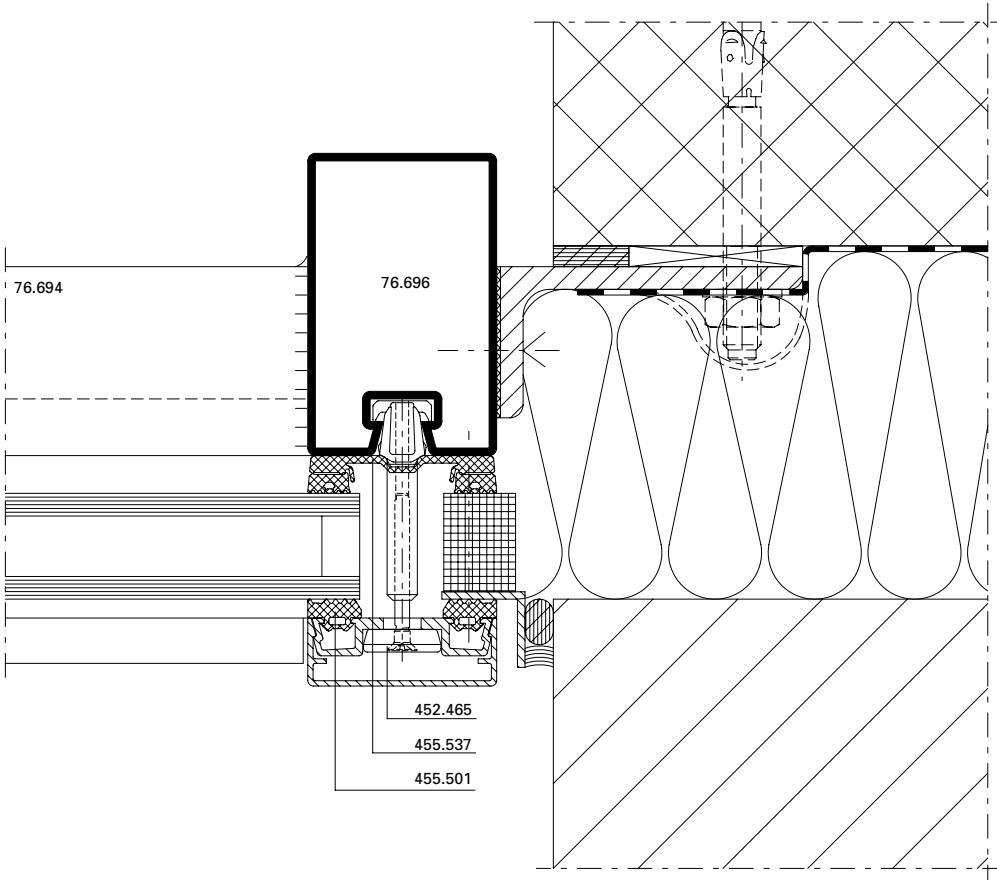
DXF

DWG

D-510-K-009

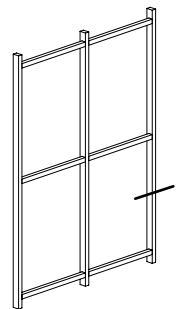
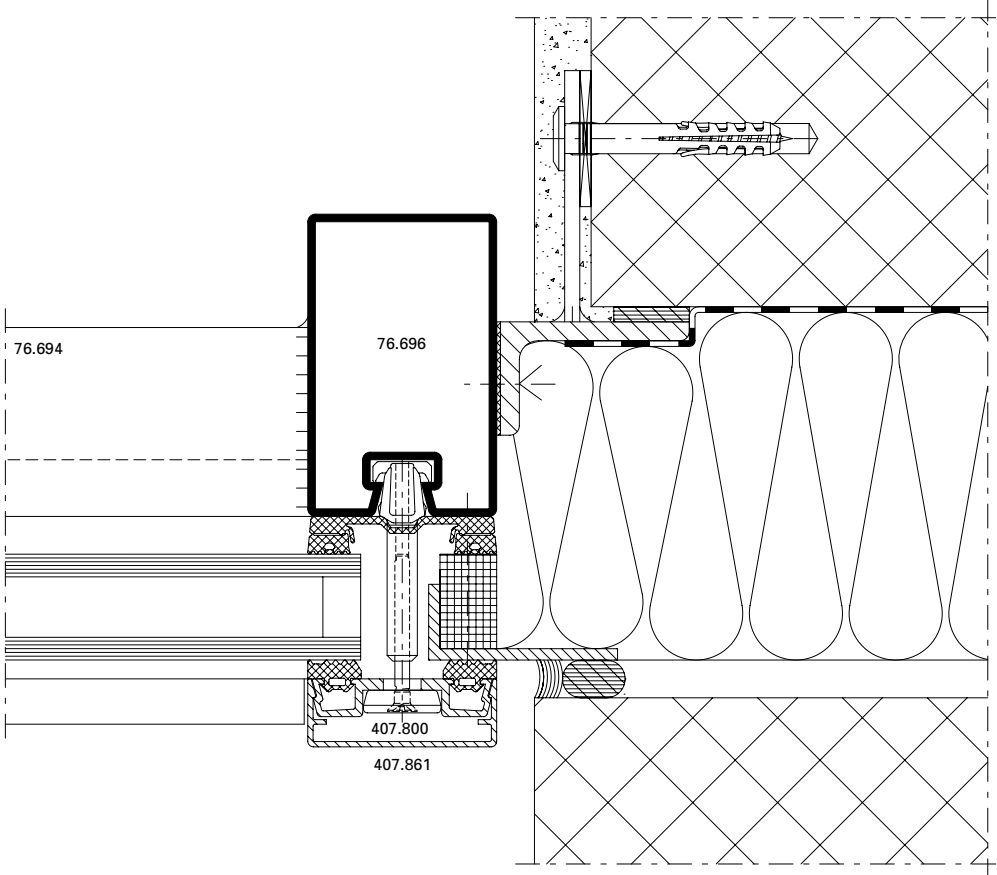
Anschlüsse am Bau im Massstab 1:2
Raccords au mur à l'échelle 1:2
Attachment to structure on scale 1:2

VISS Fassade
VISS façade
VISS façade



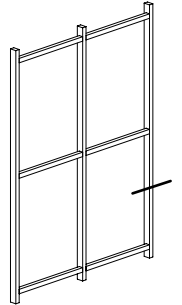
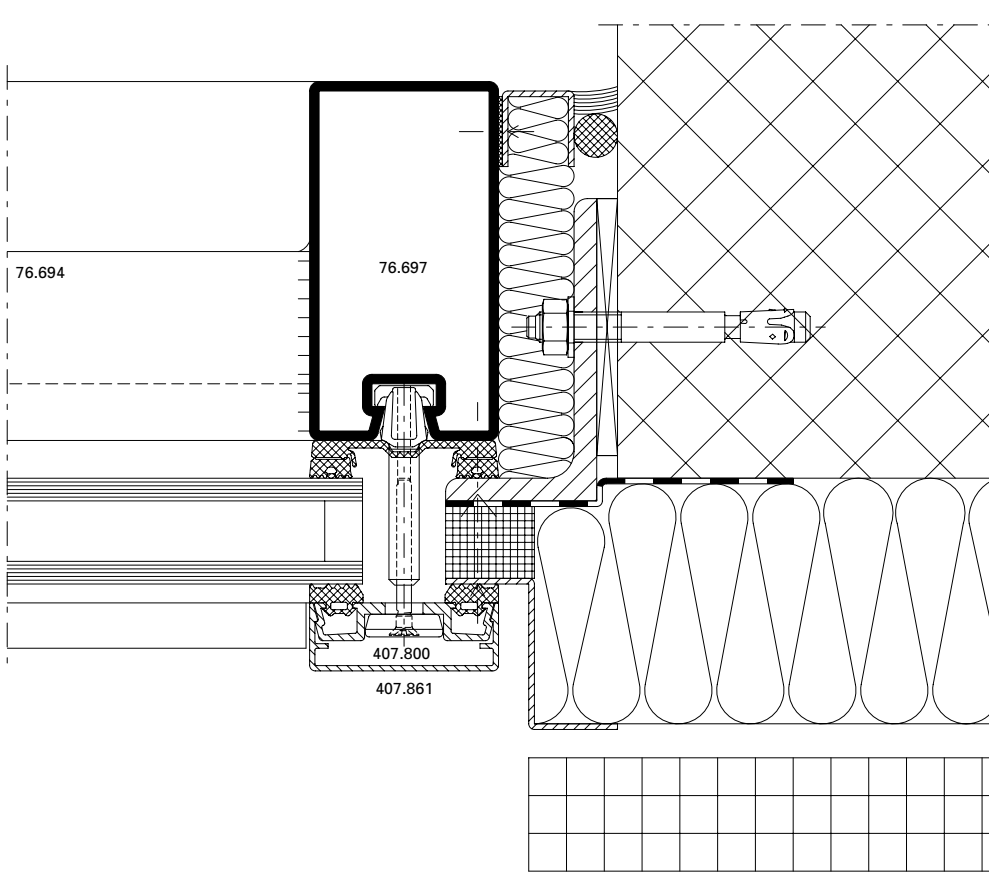
DXF DWG

D-510-A-001



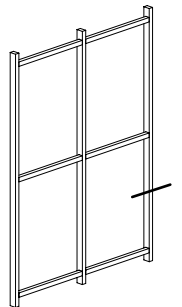
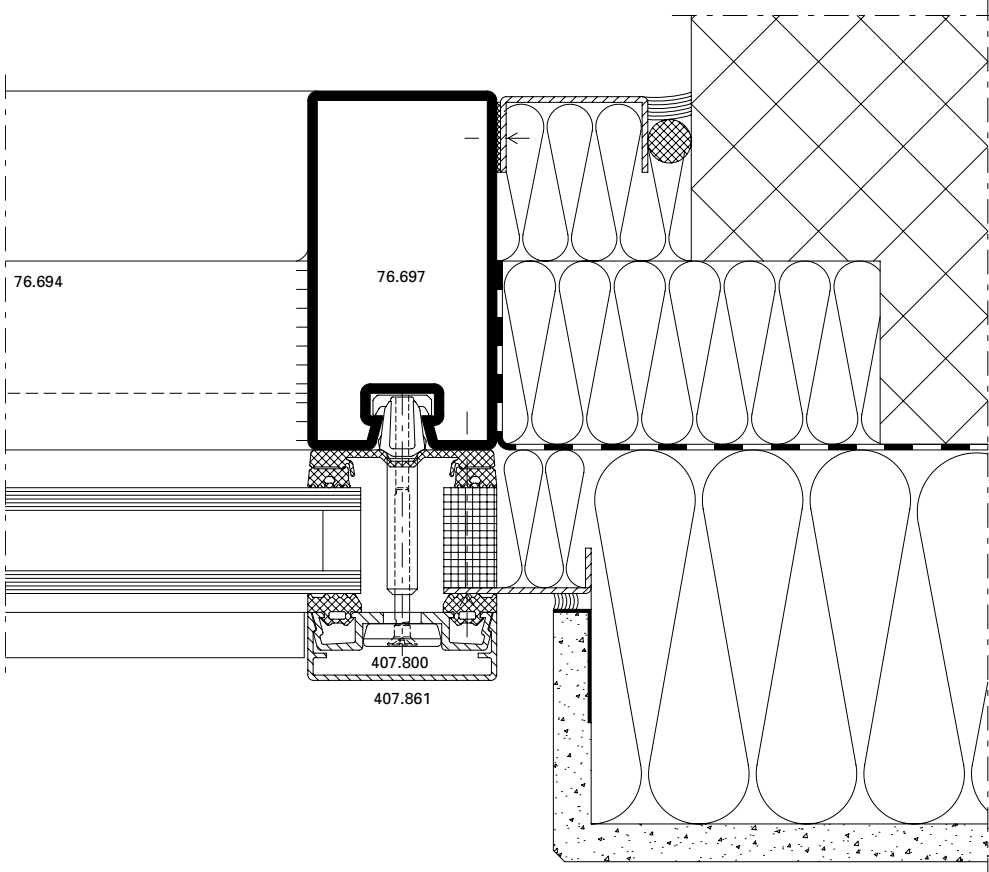
DXF DWG

D-510-A-002



DXF DWG

D-510-A-003

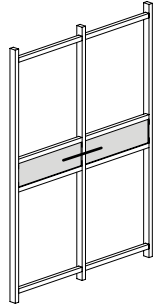
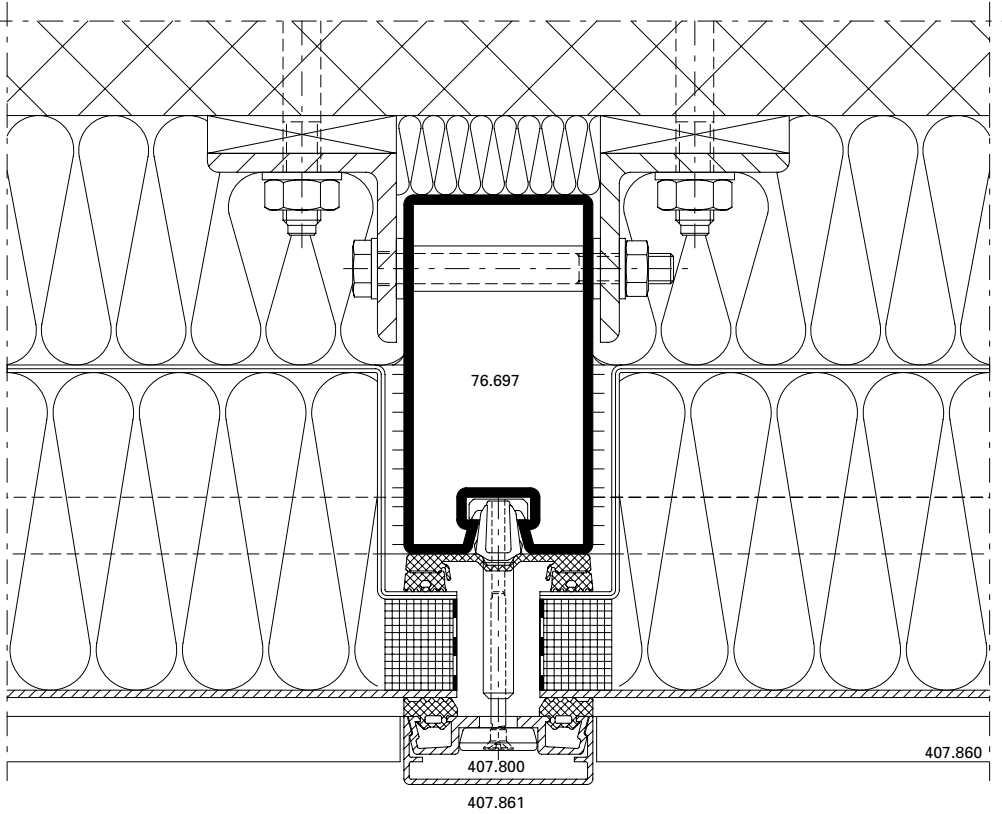


DXF DWG

D-510-A-004

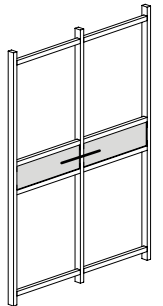
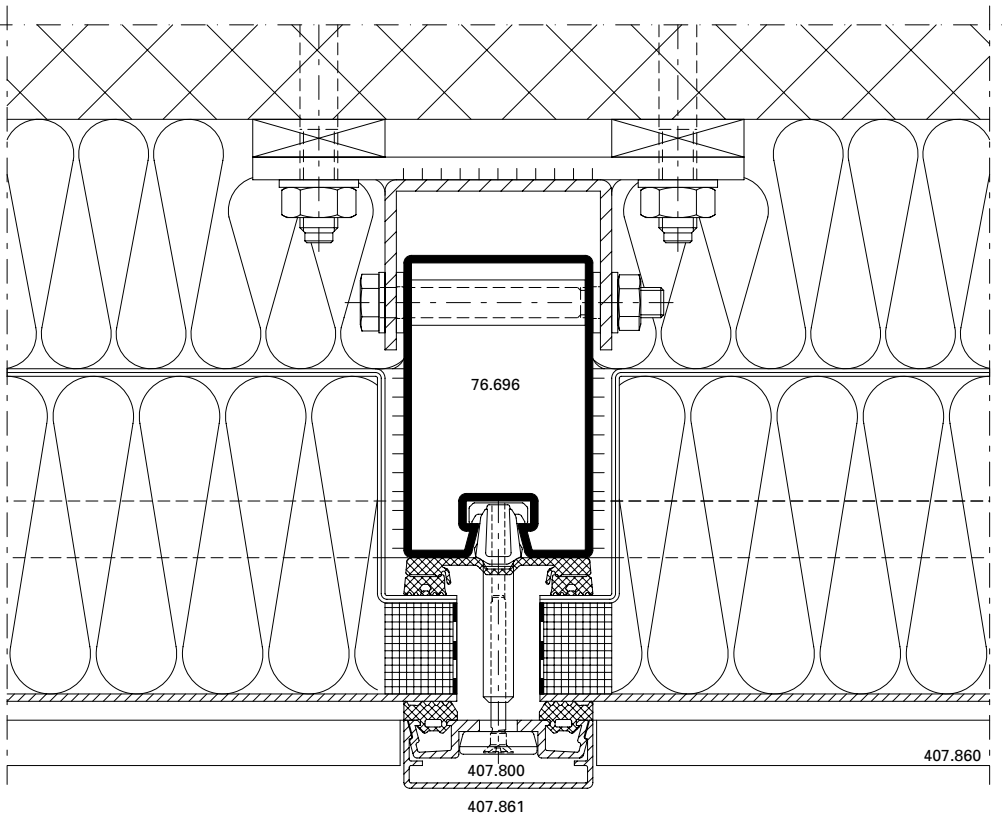
Anschlüsse am Bau im Massstab 1:2
Raccords au mur à l'échelle 1:2
Attachment to structure on scale 1:2

VISS Fassade
VISS façade
VISS façade



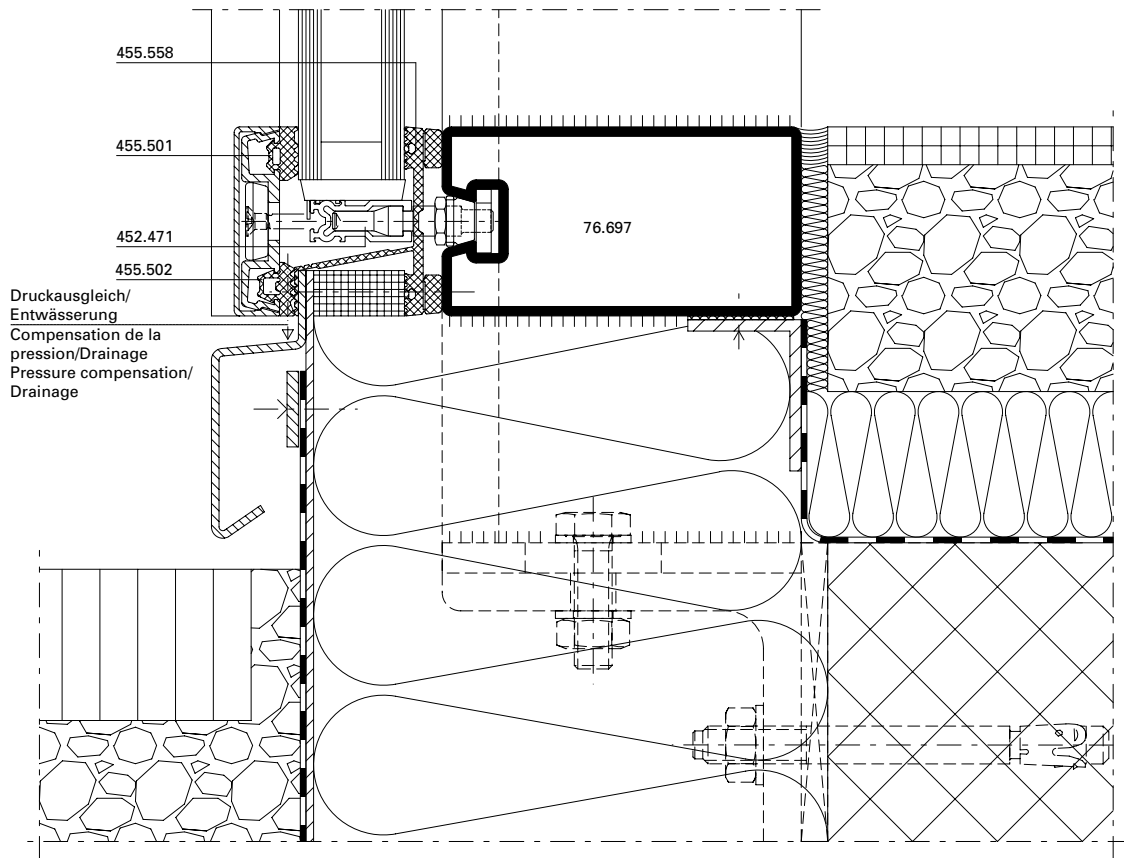
DXF DWG

D-510-A-005



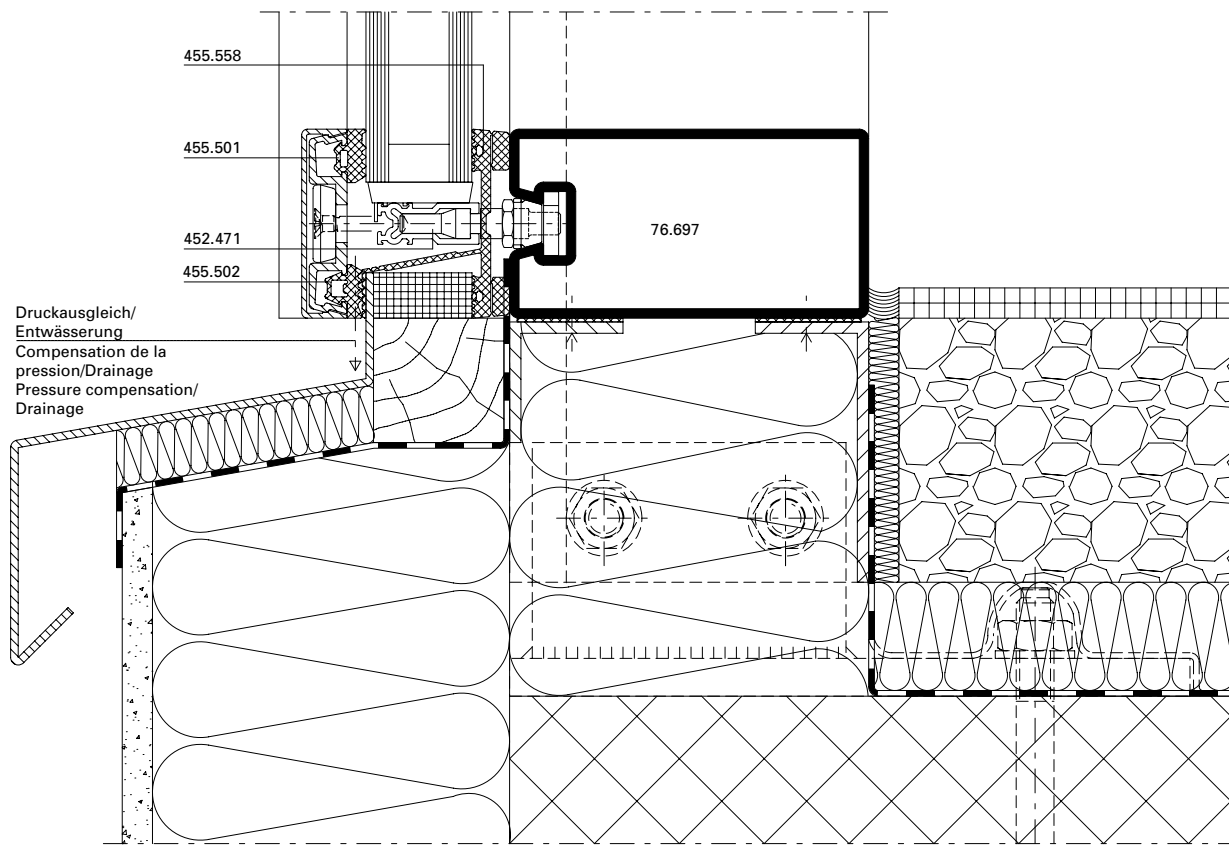
DXF DWG

D-510-A-006



DXF DWG

D-510-A-007

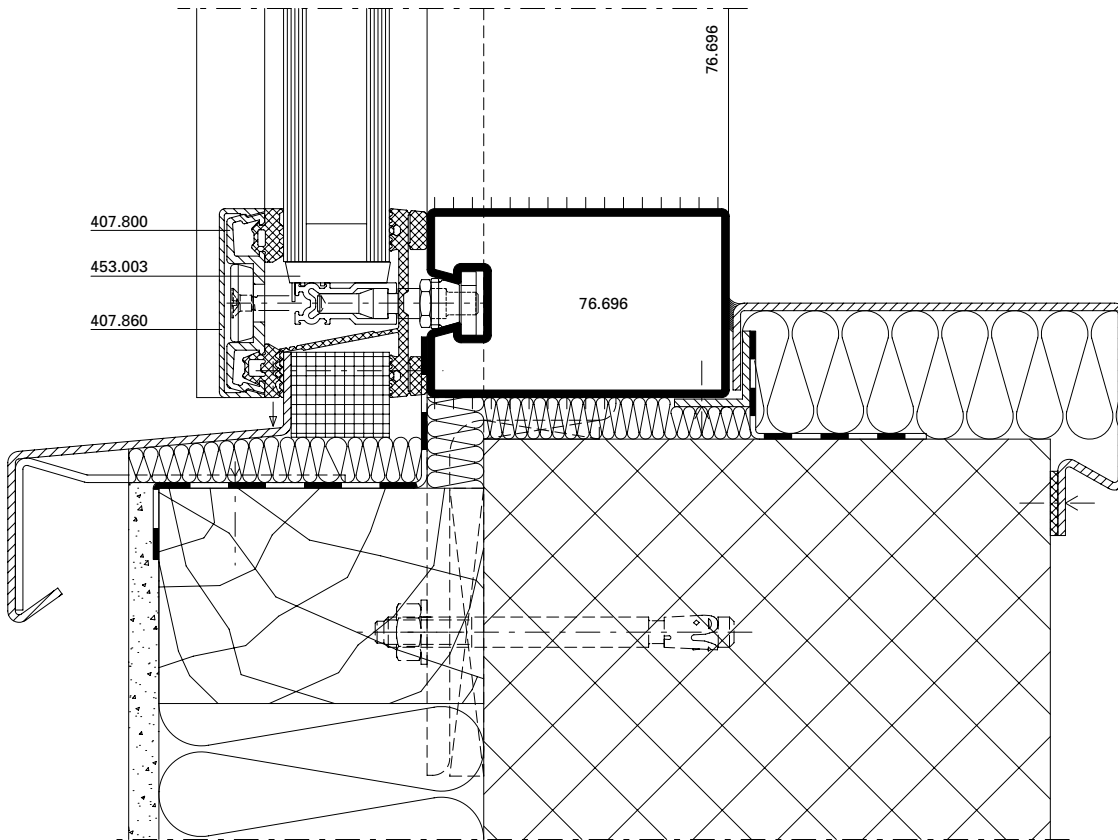


DXF DWG

D-510-A-008

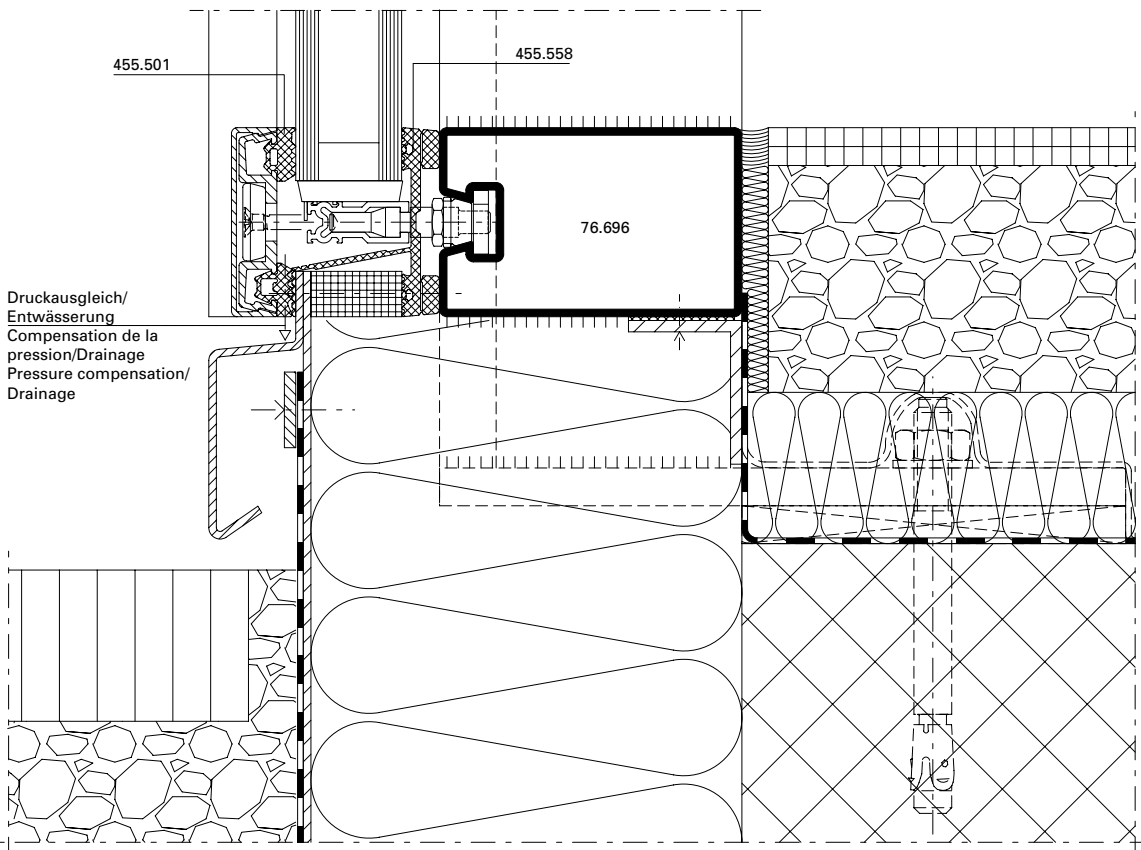
Anschlüsse am Bau im Massstab 1:2
Raccords au mur à l'échelle 1:2
Attachment to structure on scale 1:2

VISS Fassade
VISS façade
VISS façade



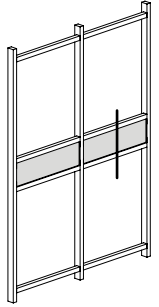
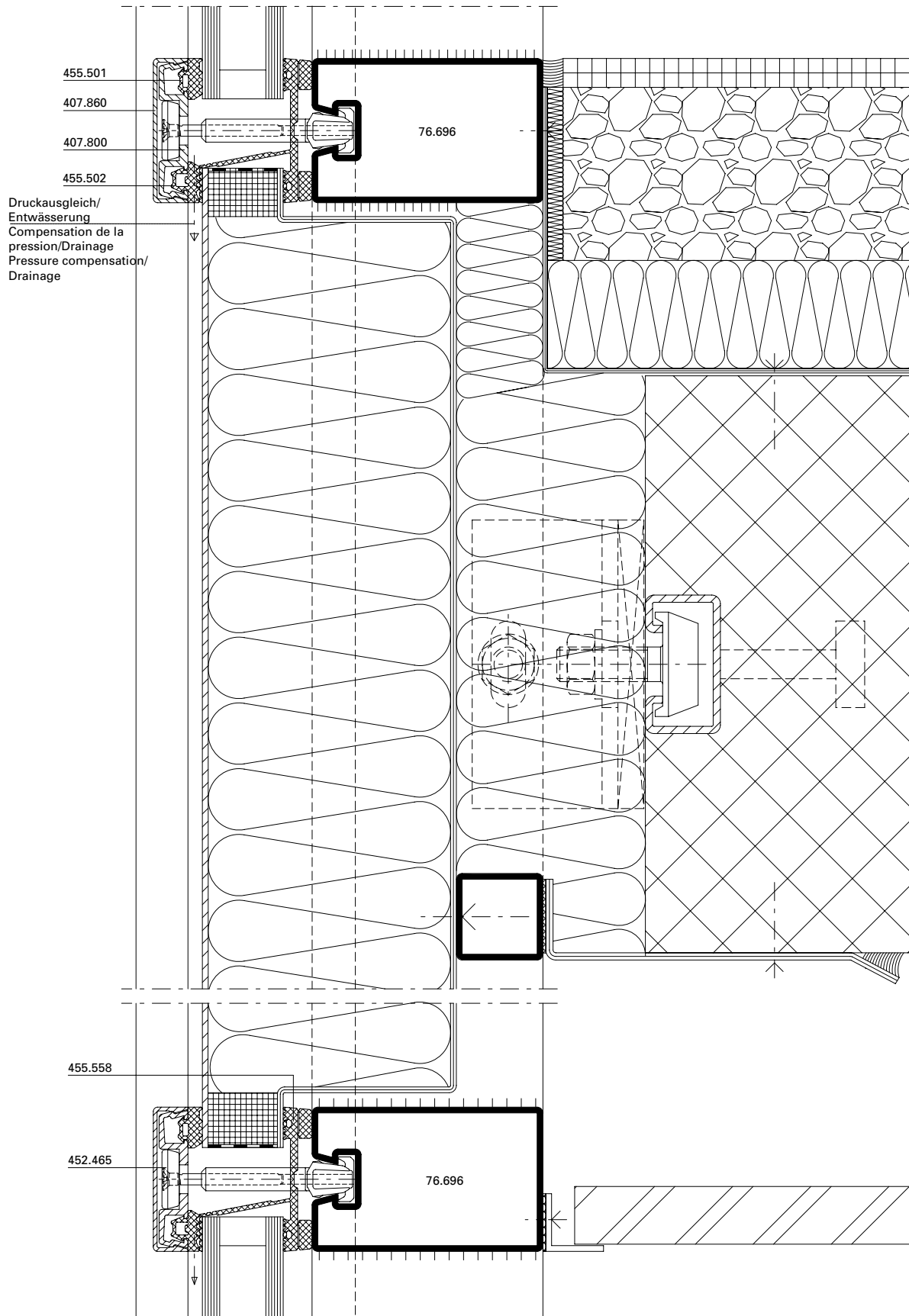
DXF DWG

D-510-A-009



DXF DWG

D-510-A-010

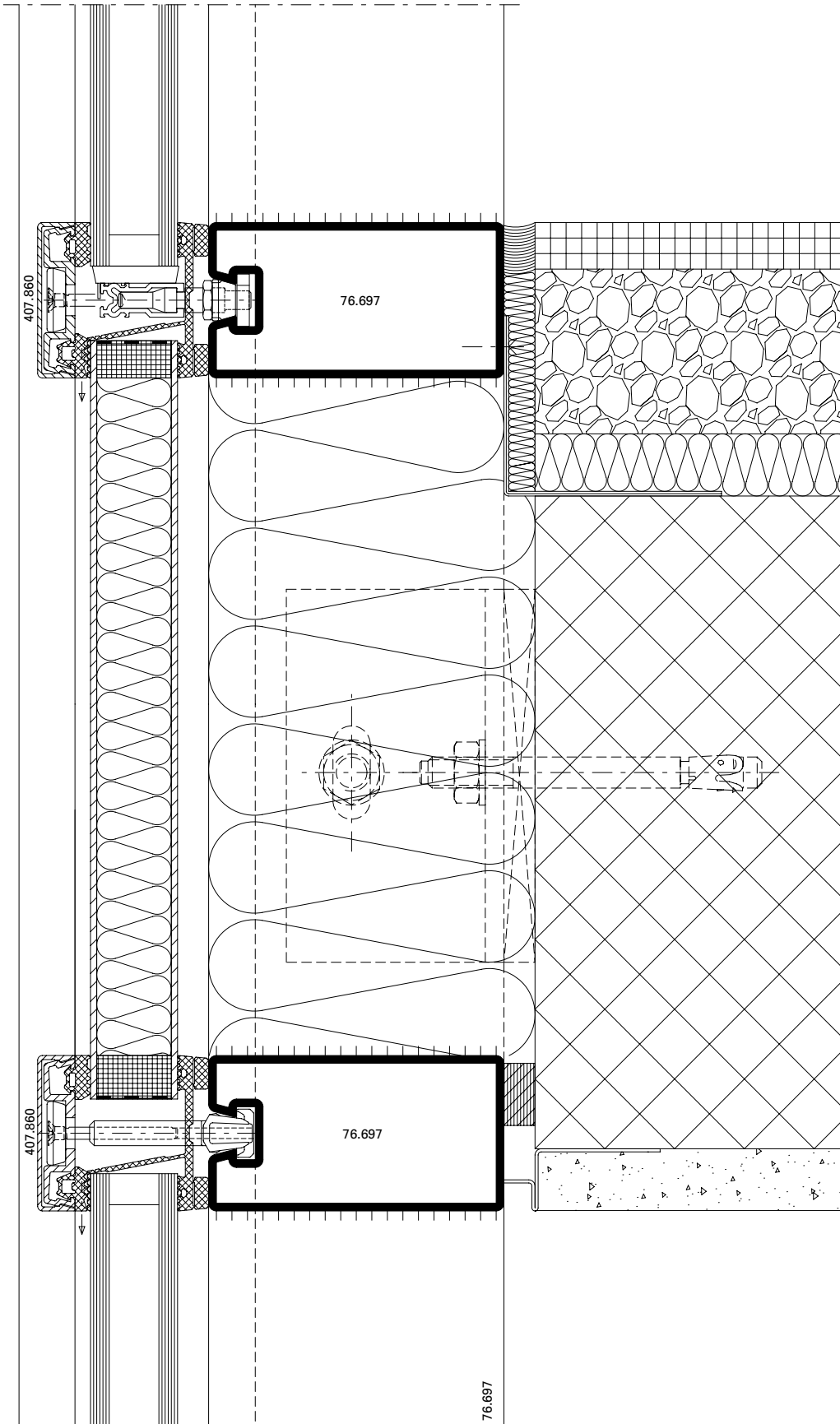


DXF DWG

D-510-A-011

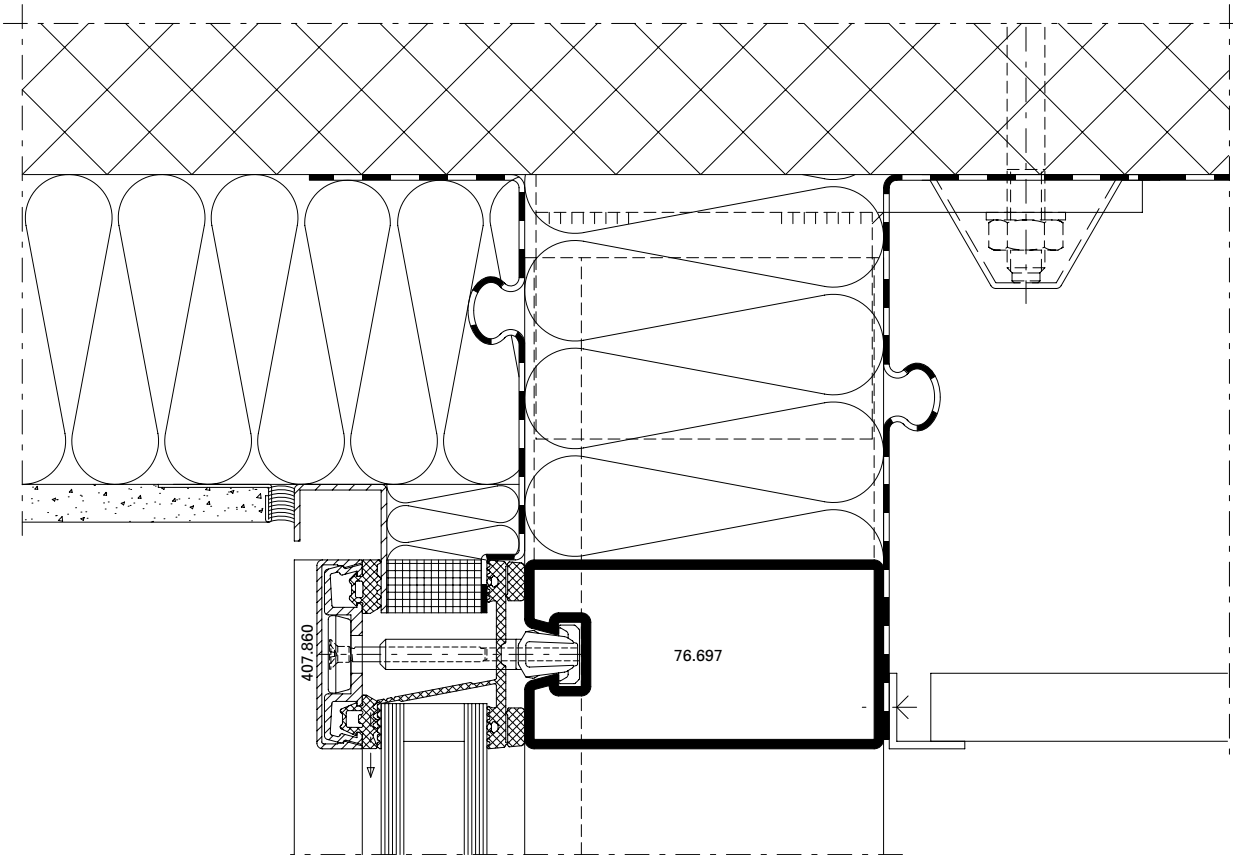
Anschlüsse am Bau im Masstab 1:2
Raccords au mur à l'échelle 1:2
Attachment to structure on scale 1:2

VISS Fassade
VISS façade
VISS façade



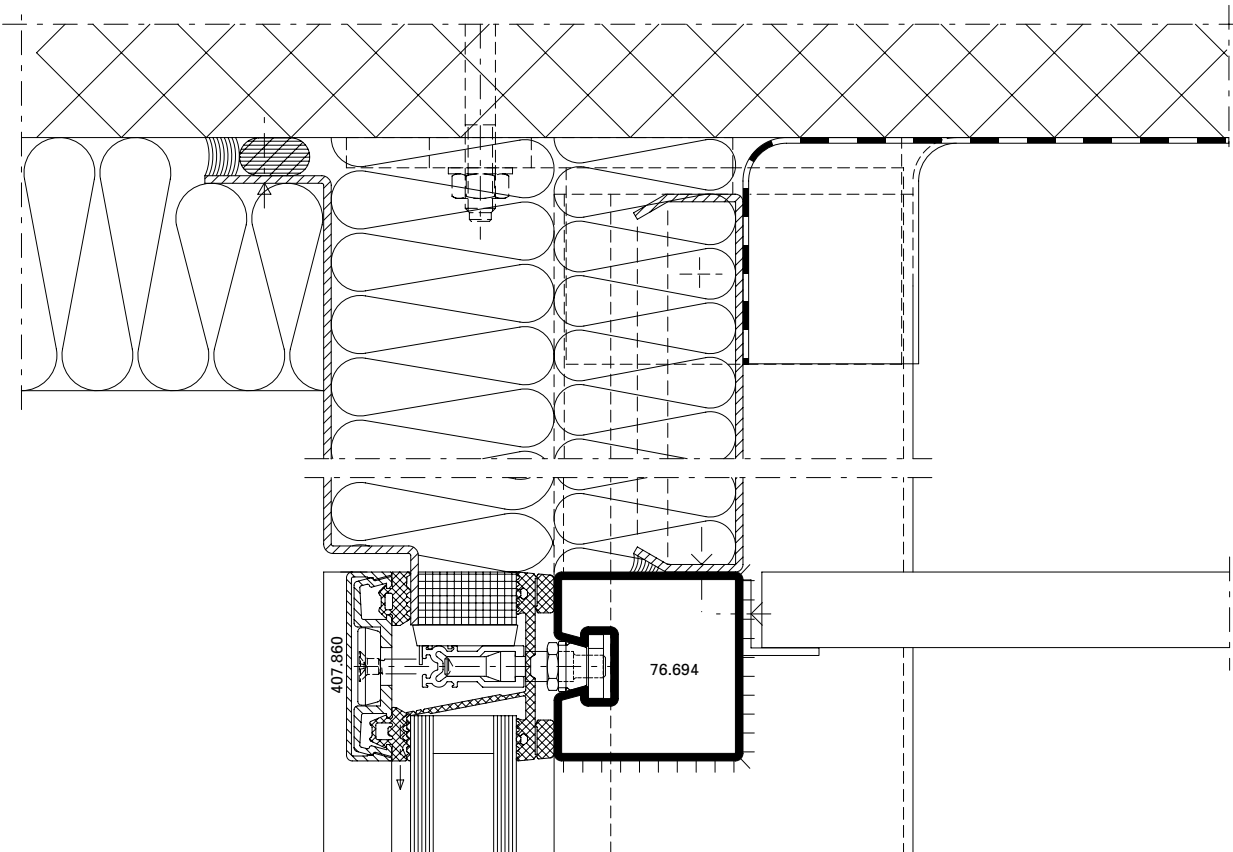
DXF DWG

D-510-A-012



DXF **DWG**

D-510-A-013

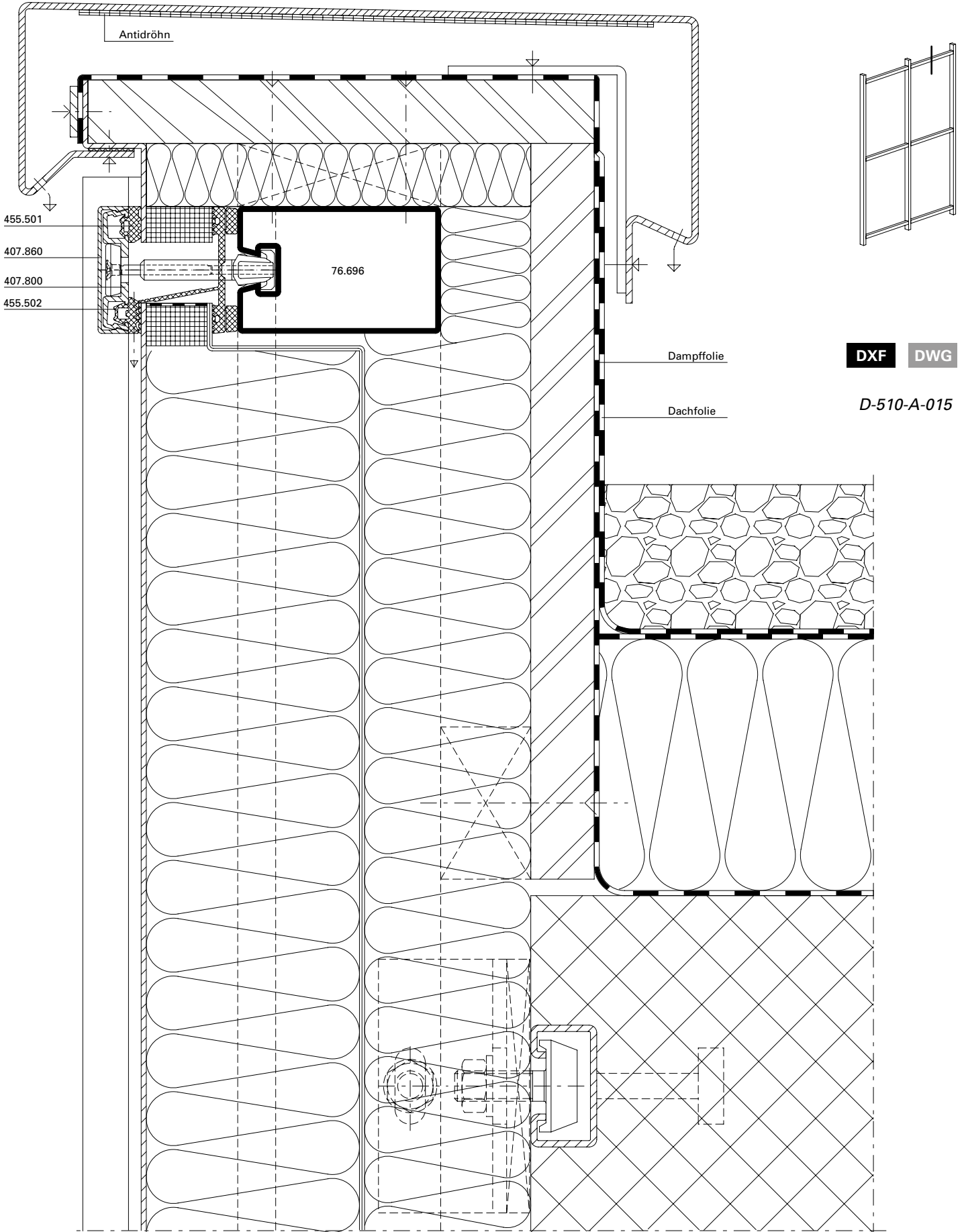


DXF **DWG**

D-510-A-014

Anschlüsse am Bau im Massstab 1:2
Raccords au mur à l'échelle 1:2
Attachment to structure on scale 1:2

VISS Fassade
VISS façade
VISS façade



System-Hinweise

Remarques concernant les systèmes

System instructions

VISS Fassade

VISS façade

VISS façade

**VISS HI 50 mm
mit Dämmprofil**

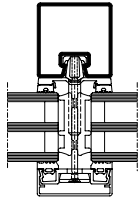
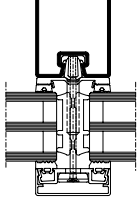
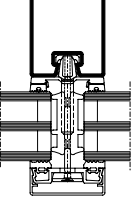
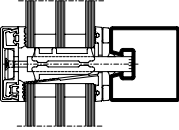
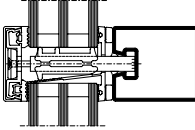
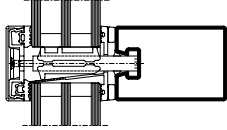
U_f-Werte nach EN 10077-2

**VISS HI 50 mm
avec gaine isolante**

Valeurs U_f selon EN 10077-2

**VISS HI 50 mm
with insulating core**

U_f values according to 10077-2

						
Glas Verre Glass	Pfosten 50/50 Montant 50/50 Mullion 50/50	Pfosten 50/120 Montant 50/129 Mullion 50/120	Pfosten 50/140 Montant 50/140 Mullion 50/140	Riegel 50/50 Traverse 50/50 Transom 50/50	Riegel 50/120 Traverse 50/120 Transom 50/120	Riegel 50/140 Traverse 50/140 Transom 50/140
30 mm	0,94 W/m²K	0,96 W/m²K	0,97 W/m²K	1,0 W/m²K	1,0 W/m²K	1,0 W/m²K
40 mm	0,77 W/m²K	0,79 W/m²K	0,79 W/m²K	0,85 W/m²K	0,86 W/m²K	0,86 W/m²K
50 mm	0,64 W/m²K	0,65 W/m²K	0,65 W/m²K	0,73 W/m²K	0,74 W/m²K	0,74 W/m²K
60 mm	0,58 W/m²K	0,59 W/m²K	0,59 W/m²K	0,65 W/m²K	0,66 W/m²K	0,66 W/m²K
70 mm	0,53 W/m²K	0,53 W/m²K	0,53 W/m²K	0,60 W/m²K	0,60 W/m²K	0,60 W/m²K

Der Einfluss der Schraubenbefestigung in Höhe von 0.14 W/m²K ist berücksichtigt.

L'influence de la fixation à vis de 0.14 W/m²K est prise en compte.

The 0.14 W/m²K influence of the screw fixing is taken into account.

System-Hinweise

Remarques concernant les systèmes

System instructions

VISS Fassade

VISS façade

VISS façade

**VISS HI 60 mm
mit Dämmprofil**

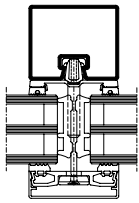
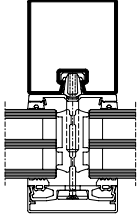
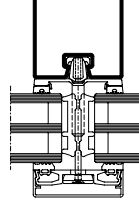
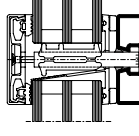
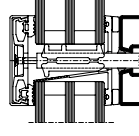
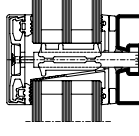
U_f-Werte nach EN 10077-2

**VISS HI 60 mm
avec gaine isolante**

Valeurs U_f selon EN 10077-2

**VISS HI 60 mm
with insulating core**

U_f values according to 10077-2

						
Glas Verre Glass	Pfofen 60/50 Montant 60/50 Mullion 60/50	Pfofen 60/100 Montant 60/100 Mullion 60/100	Pfofen 60/150 Montant 60/150 Mullion 60/150	Riegel 60/50 Traverse 60/50 Transom 60/50	Riegel 60/100 Traverse 60/100 Transom 60/100	Riegel 60/150 Traverse 60/150 Transom 60/150
30 mm	0,92 W/m²K	0,94 W/m²K	0,95 W/m²K	0,97 W/m²K	0,98 W/m²K	0,99 W/m²K
40 mm	0,75 W/m²K	0,76 W/m²K	0,76 W/m²K	0,82 W/m²K	0,84 W/m²K	0,84 W/m²K
50 mm	0,62 W/m²K	0,63 W/m²K	0,63 W/m²K	0,70 W/m²K	0,71 W/m²K	0,72 W/m²K
60 mm	0,55 W/m²K	0,56 W/m²K	0,56 W/m²K	0,63 W/m²K	0,64 W/m²K	0,64 W/m²K
70 mm	0,50 W/m²K	0,50 W/m²K	0,51 W/m²K	0,58 W/m²K	0,59 W/m²K	0,59 W/m²K

	76.140	76.141	76.142	76.140	76.141	76.142
Glas Verre Glass	Pfofen 60/180 Montant 60/180 Mullion 60/180	Pfofen 60/220 Montant 60/220 Mullion 60/220	Pfofen 60/280 Montant 60/280 Mullion 60/280	Riegel 60/180 Traverse 60/180 Transom 60/180	Riegel 60/220 Traverse 60/220 Transom 60/220	Riegel 60/280 Traverse 60/280 Transom 60/280
50 mm	0,63 W/m²K	0,64 W/m²K	0,64 W/m²K	0,72 W/m²K	0,72 W/m²K	0,72 W/m²K
70 mm	0,51 W/m²K	0,51 W/m²K	0,51 W/m²K	0,59 W/m²K	0,59 W/m²K	0,59 W/m²K

Der Einfluss der Schraubenbefestigung in Höhe von 0.14 W/m²K ist berücksichtigt.

L'influence de la fixation à vis de 0.14 W/m²K est prise en compte.

The 0.14 W/m²K influence of the screw fixing is taken into account.

System-Hinweise

Remarques concernant les systèmes

System instructions

VISS Fassade

VISS façade

VISS façade

VISS HI 50 mm
mit Dämmprofil
Flaches Deckprofil

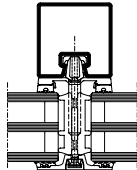
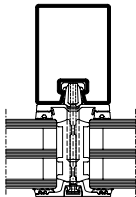
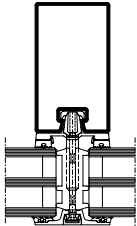
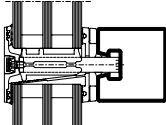
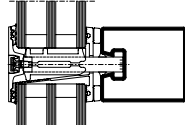
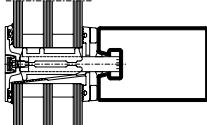
U_f-Werte nach EN 10077-2

VISS HI 50 mm
avec gaine isolante
Profilé de recouvrement plat

Valeurs U_f selon EN 10077-2

VISS HI 50 mm
with insulating core
Flat cover cap

U_f values according to 10077-2

						
Glas Verre Glass	Pfosten 50/50 Montant 50/50 Mullion 50/50	Pfosten 50/95 Montant 50/95 Mullion 50/95	Pfosten 50/140 Montant 50/140 Mullion 50/140	Riegel 50/50 Traverse 50/50 Transom 50/50	Riegel 50/95 Traverse 50/95 Transom 50/95	Riegel 50/140 Traverse 50/140 Transom 50/140
30 mm						
40 mm	0,84 W/m²K	0,87 W/m²K	0,86 W/m²K	0,92 W/m²K	0,94 W/m²K	0,94 W/m²K
50 mm	0,69 W/m²K	0,70 W/m²K	0,71 W/m²K	0,79 W/m²K	0,80 W/m²K	0,80 W/m²K
60 mm	0,62 W/m²K	0,63 W/m²K	0,63 W/m²K	0,69 W/m²K	0,70 W/m²K	0,70 W/m²K
70 mm	0,55 W/m²K	0,56 W/m²K	0,56 W/m²K	0,63 W/m²K	0,63 W/m²K	0,63 W/m²K

Der Einfluss der Schrauben-
befestigung in Höhe von 0.14 W/m²K
ist berücksichtigt.

L'influence de la fixation à vis de
0.14 W/m²K est prise en compte.

The 0.14 W/m²K influence of the
screw fixing is taken into account.

System-Hinweise

Remarques concernant les systèmes

System instructions

VISS Fassade

VISS façade

VISS façade

**VISS HI 60 mm
mit Dämmprofil
Flaches Deckprofil**

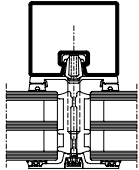
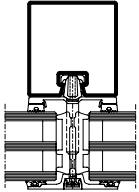
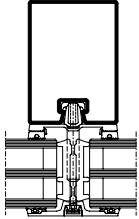
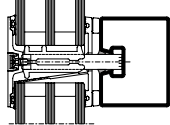
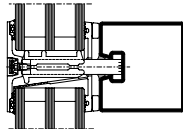
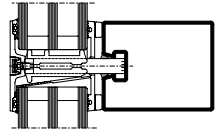
U_f-Werte nach EN 10077-2

**VISS HI 60 mm
avec gaine isolante
Profilé de recouvrement plat**

Valeurs U_f selon EN 10077-2

**VISS HI 60 mm
with insulating core
Flat cover cap**

U_f values according to 10077-2

						
Glas Verre Glass	Pfosten 60/50 Montant 60/50 Mullion 60/50	Pfosten 60/100 Montant 60/100 Mullion 60/100	Pfosten 60/150 Montant 60/150 Mullion 60/150	Riegel 60/50 Traverse 60/50 Transom 60/50	Riegel 60/100 Traverse 60/100 Transom 60/100	Riegel 60/150 Traverse 60/150 Transom 60/150
30 mm						
40 mm	0,81 W/m²K	0,82 W/m²K	0,83 W/m²K	0,88 W/m²K	0,90 W/m²K	0,90 W/m²K
50 mm	0,67 W/m²K	0,68 W/m²K	0,69 W/m²K	0,76 W/m²K	0,77 W/m²K	0,78 W/m²K
60 mm	0,59 W/m²K	0,60 W/m²K	0,60 W/m²K	0,67 W/m²K	0,68 W/m²K	0,69 W/m²K
70 mm	0,52 W/m²K	0,53 W/m²K	0,53 W/m²K	0,61 W/m²K	0,61 W/m²K	0,62 W/m²K

Glas Verre Glass	76.140 Pfosten 60/180 Montant 60/180 Mullion 60/180	76.141 Pfosten 60/220 Montant 60/220 Mullion 60/220	76.142 Pfosten 60/280 Montant 60/280 Mullion 60/280	76.140 Riegel 60/180 Traverse 60/180 Transom 60/180	76.141 Riegel 60/220 Traverse 60/220 Transom 60/220	76.142 Riegel 60/280 Traverse 60/280 Transom 60/280
50 mm	0,69 W/m²K	0,69 W/m²K	0,69 W/m²K	0,78 W/m²K	0,78 W/m²K	0,78 W/m²K
70 mm	0,53 W/m²K	0,53 W/m²K	0,53 W/m²K	0,62 W/m²K	0,62 W/m²K	0,62 W/m²K

**Der Einfluss der Schrauben-
befestigung in Höhe von 0.14 W/m²K
ist berücksichtigt.**

**L'influence de la fixation à vis de
0.14 W/m²K est prise en compte.**

**The 0.14 W/m²K influence of the
screw fixing is taken into account.**

System-Hinweise

Remarques concernant les systèmes

System instructions

VISS Fassade

VISS façade

VISS façade

VISS 50 mm

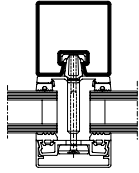
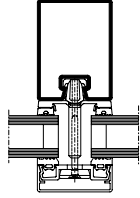
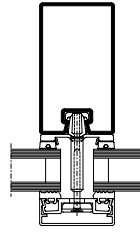
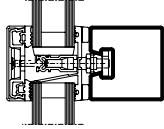
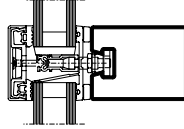
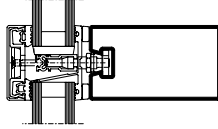
U_f-Werte nach EN 10077-2

VISS 50 mm

Valeurs U_f selon EN 10077-2

VISS 50 mm

U_f values according to 10077-2

						
Glas Verre Glass	Pfosten 50/50 Montant 50/50 Mullion 50/50	Pfosten 50/95 Montant 50/95 Mullion 50/95	Pfosten 50/140 Montant 50/140 Mullion 50/140	Riegel 50/50 Traverse 50/50 Transom 50/50	Riegel 50/95 Traverse 50/95 Transom 50/95	Riegel 50/140 Traverse 50/140 Transom 50/140
20 mm	1,7 W/m ² K	1,8 W/m ² K	1,7 W/m ² K	1,5 W/m ² K	1,5 W/m ² K	1,5 W/m ² K
30 mm	1,5 W/m ² K	1,6 W/m ² K	1,6 W/m ² K	1,3 W/m ² K	1,4 W/m ² K	1,4 W/m ² K
40 mm	1,4 W/m ² K	1,5 W/m ² K	1,5 W/m ² K	1,3 W/m ² K	1,3 W/m ² K	1,3 W/m ² K
50 mm	1,4 W/m ² K	1,4 W/m ² K	1,4 W/m ² K	1,2 W/m ² K	1,2 W/m ² K	1,2 W/m ² K
60 mm	1,3 W/m ² K	1,4 W/m ² K	1,4 W/m ² K	1,2 W/m ² K	1,2 W/m ² K	1,2 W/m ² K
70 mm	1,3 W/m ² K	1,3 W/m ² K	1,3 W/m ² K	1,2 W/m ² K	1,2 W/m ² K	1,2 W/m ² K

Der Einfluss der Schraubenbefestigung in Höhe von 0.14 W/m²K ist berücksichtigt.

L'influence de la fixation à vis de 0.14 W/m²K est prise en compte.

The 0.14 W/m²K influence of the screw fixing is taken into account.

System-Hinweise

Remarques concernant les systèmes

System instructions

VISS Fassade

VISS façade

VISS façade

VISS 60 mm

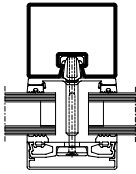
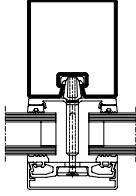
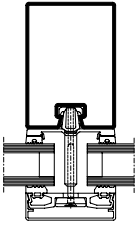
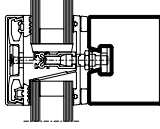
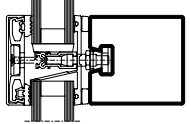
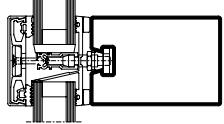
U_f-Werte nach EN 10077-2

VISS 60 mm

Valeurs U_f selon EN 10077-2

VISS 60 mm

U_f values according to 10077-2

						
Glas Verre Glass	Pfosten 60/50 Montant 60/50 Mullion 60/50	Pfosten 60/100 Montant 60/100 Mullion 60/100	Pfosten 60/150 Montant 60/150 Mullion 60/150	Riegel 60/50 Traverse 60/50 Transom 60/50	Riegel 60/100 Traverse 60/100 Transom 60/100	Riegel 60/150 Traverse 60/150 Transom 60/150
20 mm	1,6 W/m ² K	1,7 W/m ² K	1,6 W/m ² K	1,4 W/m ² K	1,4 W/m ² K	1,5 W/m ² K
30 mm	1,4 W/m ² K	1,5 W/m ² K	1,4 W/m ² K	1,2 W/m ² K	1,3 W/m ² K	1,3 W/m ² K
40 mm	1,3 W/m ² K	1,3 W/m ² K	1,3 W/m ² K	1,1 W/m ² K	1,2 W/m ² K	1,2 W/m ² K
50 mm	1,2 W/m ² K	1,2 W/m ² K	1,2 W/m ² K	1,1 W/m ² K	1,1 W/m ² K	1,1 W/m ² K
60 mm	1,1 W/m ² K	1,2 W/m ² K	1,1 W/m ² K	1,0 W/m ² K	1,1 W/m ² K	1,1 W/m ² K
70 mm	1,1 W/m ² K	1,1 W/m ² K	1,1 W/m ² K	1,0 W/m ² K	1,0 W/m ² K	1,0 W/m ² K

Glas Verre Glass	76.140 Pfosten 60/180 Montant 60/180 Mullion 60/180	76.141 Pfosten 60/220 Montant 60/220 Mullion 60/220	76.142 Pfosten 60/280 Montant 60/280 Mullion 60/280	76.140 Riegel 60/180 Traverse 60/180 Transom 60/180	76.141 Riegel 60/220 Traverse 60/220 Transom 60/220	76.142 Riegel 60/280 Traverse 60/280 Transom 60/280
50 mm	1,3 W/m ² K	1,3 W/m ² K	1,3 W/m ² K	1,1 W/m ² K	1,1 W/m ² K	1,1 W/m ² K
70 mm	1,1 W/m ² K	1,1 W/m ² K	1,1 W/m ² K	1,0 W/m ² K	1,0 W/m ² K	1,0 W/m ² K

Der Einfluss der Schraubenbefestigung in Höhe von 0.14 W/m²K ist berücksichtigt.

L'influence de la fixation à vis de 0.14 W/m²K est prise en compte.

The 0.14 W/m²K influence of the screw fixing is taken into account.

System-Hinweise

Remarques concernant les systèmes

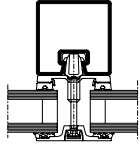
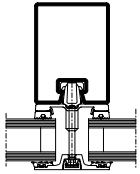
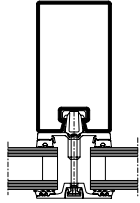
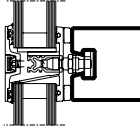
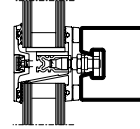
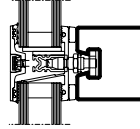
System instructions

VISS Fassade

VISS façade

VISS façade

VISS 50 mm
Flaches DeckprofilU_f-Werte nach EN 10077-2**VISS 50 mm**
Profilé de recouvrement platValeurs U_f selon EN 10077-2**VISS 50 mm**
Flat cover capU_f values according to 10077-2

						
Glas Verre Glass	Pfosten 50/50 Montant 50/50 Mullion 50/50	Pfosten 50/95 Montant 50/95 Mullion 50/95	Pfosten 50/140 Montant 50/140 Mullion 50/140	Riegel 50/50 Traverse 50/50 Transom 50/50	Riegel 50/95 Traverse 50/95 Transom 50/95	Riegel 50/140 Traverse 50/140 Transom 50/140
20 mm	1,9 W/m ² K	2,0 W/m ² K	2,0 W/m ² K	1,6 W/m ² K	1,7 W/m ² K	1,7 W/m ² K
30 mm	1,7 W/m ² K	1,7 W/m ² K	1,7 W/m ² K	1,4 W/m ² K	1,5 W/m ² K	1,5 W/m ² K
40 mm	1,5 W/m ² K	1,6 W/m ² K	1,6 W/m ² K	1,3 W/m ² K	1,4 W/m ² K	1,4 W/m ² K
50 mm	1,4 W/m ² K	1,5 W/m ² K	1,5 W/m ² K	1,3 W/m ² K	1,3 W/m ² K	1,3 W/m ² K
60 mm	1,4 W/m ² K	1,4 W/m ² K	1,4 W/m ² K	1,2 W/m ² K	1,3 W/m ² K	1,3 W/m ² K
70 mm	1,3 W/m ² K	1,3 W/m ² K	1,3 W/m ² K	1,2 W/m ² K	1,2 W/m ² K	1,2 W/m ² K

Der Einfluss der Schrauben-
befestigung in Höhe von 0.14 W/m²K
ist berücksichtigt.

L'influence de la fixation à vis de
0.14 W/m²K est prise en compte.

The 0.14 W/m²K influence of the
screw fixing is taken into account.

System-Hinweise

Remarques concernant les systèmes

System instructions

VISS Fassade

VISS façade

VISS façade

**VISS 60 mm
Flaches Deckprofil**

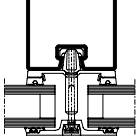
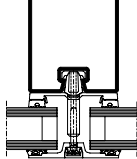
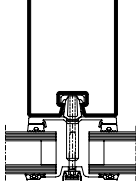
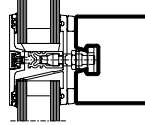
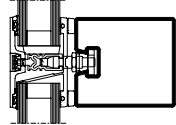
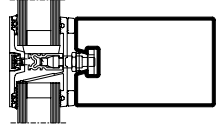
U_f-Werte nach EN 10077-2

**VISS 60 mm
Profilé de recouvrement plat**

Valeurs U_f selon EN 10077-2

**VISS 60 mm
Flat cover cap**

U_f values according to 10077-2

						
Glas Verre Glass	Pfosten 60/50 Montant 60/50 Mullion 60/50	Pfosten 60/100 Montant 60/100 Mullion 60/100	Pfosten 60/150 Montant 60/150 Mullion 60/150	Riegel 60/50 Traverse 60/50 Transom 60/50	Riegel 60/100 Traverse 60/100 Transom 60/100	Riegel 60/150 Traverse 60/150 Transom 60/150
20 mm	1,7 W/m ² K	1,8 W/m ² K	1,8 W/m ² K	1,5 W/m ² K	1,6 W/m ² K	1,6 W/m ² K
30 mm	1,5 W/m ² K	1,5 W/m ² K	1,6 W/m ² K	1,3 W/m ² K	1,3 W/m ² K	1,4 W/m ² K
40 mm	1,3 W/m ² K	1,4 W/m ² K	1,4 W/m ² K	1,2 W/m ² K	1,2 W/m ² K	1,2 W/m ² K
50 mm	1,2 W/m ² K	1,3 W/m ² K	1,3 W/m ² K	1,1 W/m ² K	1,2 W/m ² K	1,2 W/m ² K
60 mm	1,2 W/m ² K	1,2 W/m ² K	1,2 W/m ² K	1,1 W/m ² K	1,1 W/m ² K	1,1 W/m ² K
70 mm	1,1 W/m ² K	1,1 W/m ² K	1,2 W/m ² K	1,1 W/m ² K	1,1 W/m ² K	1,1 W/m ² K

	76.140 Pfosten 60/180 Montant 60/180 Mullion 60/180	76.141 Pfosten 60/220 Montant 60/220 Mullion 60/220	76.142 Pfosten 60/280 Montant 60/280 Mullion 60/280	76.140 Riegel 60/180 Traverse 60/180 Transom 60/180	76.141 Riegel 60/220 Traverse 60/220 Transom 60/220	76.142 Riegel 60/280 Traverse 60/280 Transom 60/280
50 mm	1,3 W/m ² K	1,3 W/m ² K	1,3 W/m ² K	1,2 W/m ² K	1,2 W/m ² K	1,2 W/m ² K
70 mm	1,2 W/m ² K	1,2 W/m ² K	1,2 W/m ² K	1,1 W/m ² K	1,1 W/m ² K	1,1 W/m ² K

**Der Einfluss der Schrauben-
befestigung in Höhe von 0.14 W/m²K
ist berücksichtigt.**


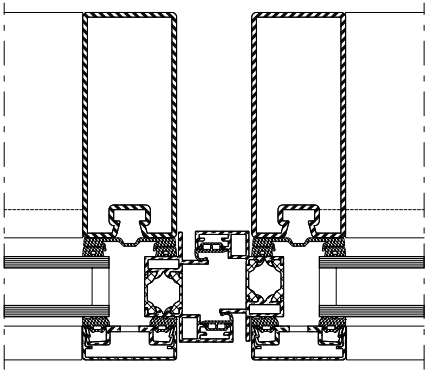
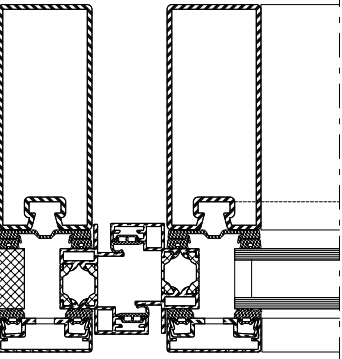
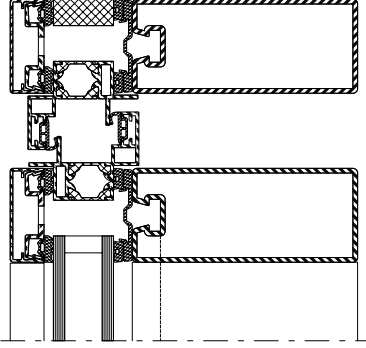
**L'influence de la fixation à vis de
0.14 W/m²K est prise en compte.**

**The 0.14 W/m²K influence of the
screw fixing is taken into account.**

U_f -Werte
 (nach EN ISO 10077-2:2018-01)

Valeurs U_f
 (selon EN ISO 10077-2:2018-01)

U_f values
 (according to EN ISO 10077-2:2018-01)

	Füllelementstärken Elements de remplissages Infill elements			
	≥ 27 mm	≥ 32 mm	≥ 37 mm	≥ 42 mm
	2.9 W/m ² K	2.6 W/m ² K	2.5 W/m ² K	2.4 W/m ² K
	2.9 W/m ² K	2.5 W/m ² K	2.4 W/m ² K	2.3 W/m ² K
	2.6 W/m ² K	2.4 W/m ² K	2.3 W/m ² K	2.2 W/m ² K

System-Hinweise

Remarques concernant les systèmes

System instructions

VISS Fassade


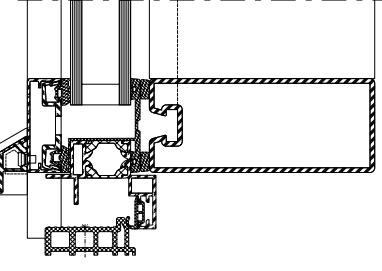
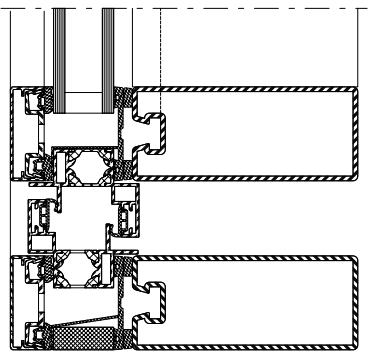
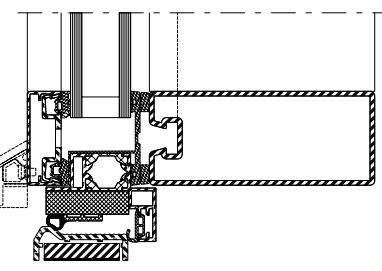
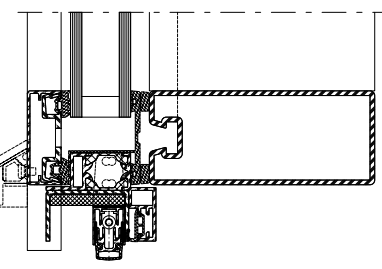
VISS façade

VISS façade

U_f-Werte
(nach EN ISO 10077-2:2018-01)

Valeurs U_f
(selon EN ISO 10077-2:2018-01)

U_f values
(according to EN ISO 10077-2:2018-01)

	Füllelementstärken Elements de remplissages Infill elements			
	≥ 27 mm	≥ 32 mm	≥ 37 mm	≥ 42 mm
	3.1 W/m ² K	2.9 W/m ² K	2.8 W/m ² K	2.7 W/m ² K
	2.9 W/m ² K	2.6 W/m ² K	2.5 W/m ² K	2.5 W/m ² K
	2.0 W/m ² K	2.1 W/m ² K	2.1 W/m ² K	2.0 W/m ² K
	3.0 W/m ² K	3.0 W/m ² K	3.0 W/m ² K	3.0 W/m ² K

VISS Fassade
VISS façade
VISS façade

Jansen AG

Steel Systems
Industriestrasse 34
9463 Oberriet
Schweiz
jansen.com

JANSEN
METALFORM

Inhaltsverzeichnis

Sommaire

Content

VISS Fassade

VISS façade

VISS façade

Systemübersicht

Merkmale
Zulassungen
Systemausführungen

Sommaire du système

Caractéristiques
Homologations
Exécutions de système

Summary of system

Characteristics
Authorisations
System versions

2

Profilsortiment

Profile 50 und 60 mm
Deckprofile 50 und 60 mm

Assortiment de profilé

Profilés 50 et 60 mm
Profilés de recouvrement 50 et 60 mm

Range of profiles

Profiles 50 and 60 mm
Cover sections 50 and 60 mm

11

Konstruktions-Hinweise

Schnittpunkte
Konstruktionsdetails
Anschlüsse am Bau
System-Hinweise

Indications du construction

Coupes de détails
Détails de construction
Raccords au mur
Remarques concernant les systèmes

Construction instructions

Section details
Construction details
Attachment to structure
System instructions

19

Merkmale

Caractéristiques

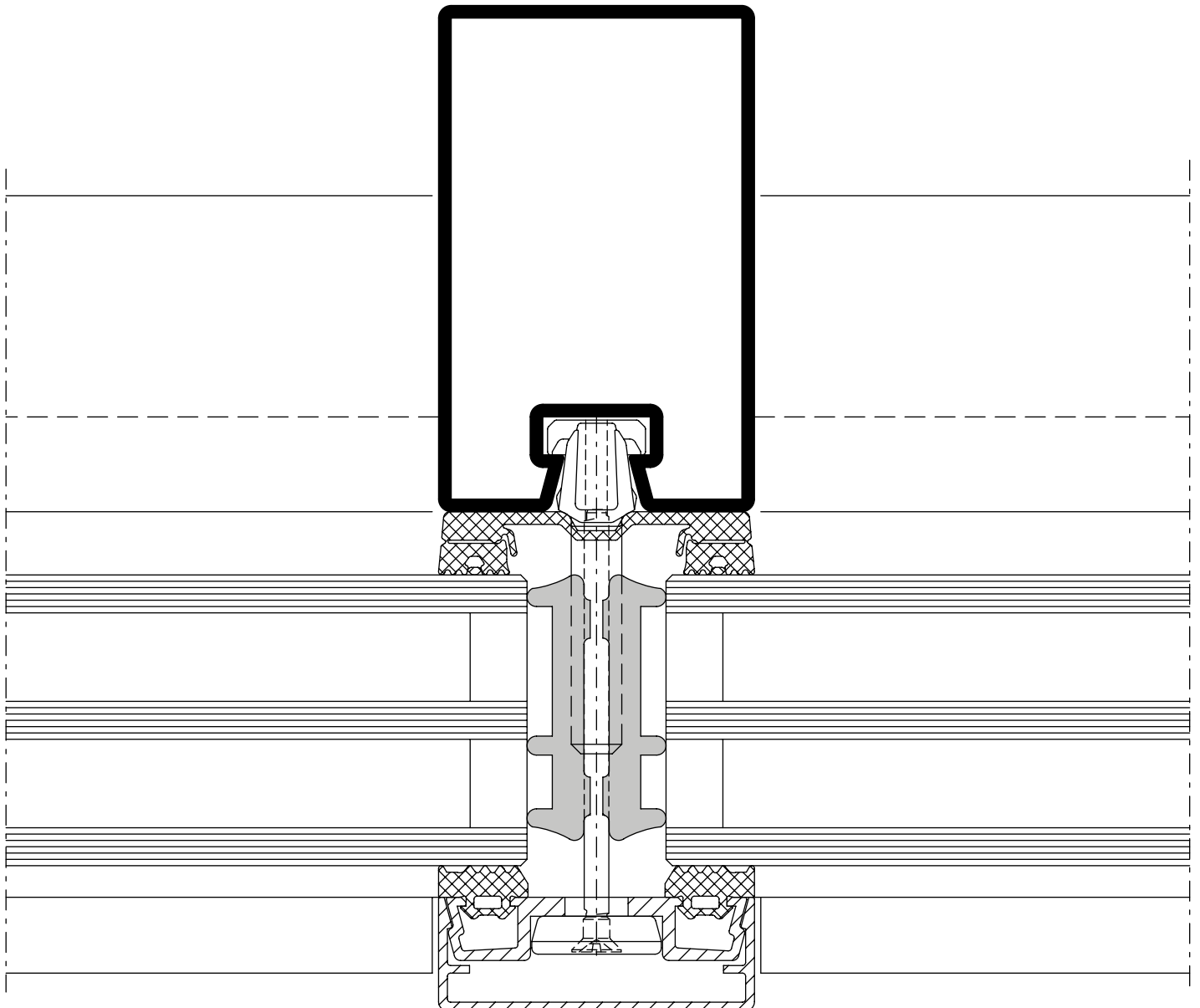
Characteristics

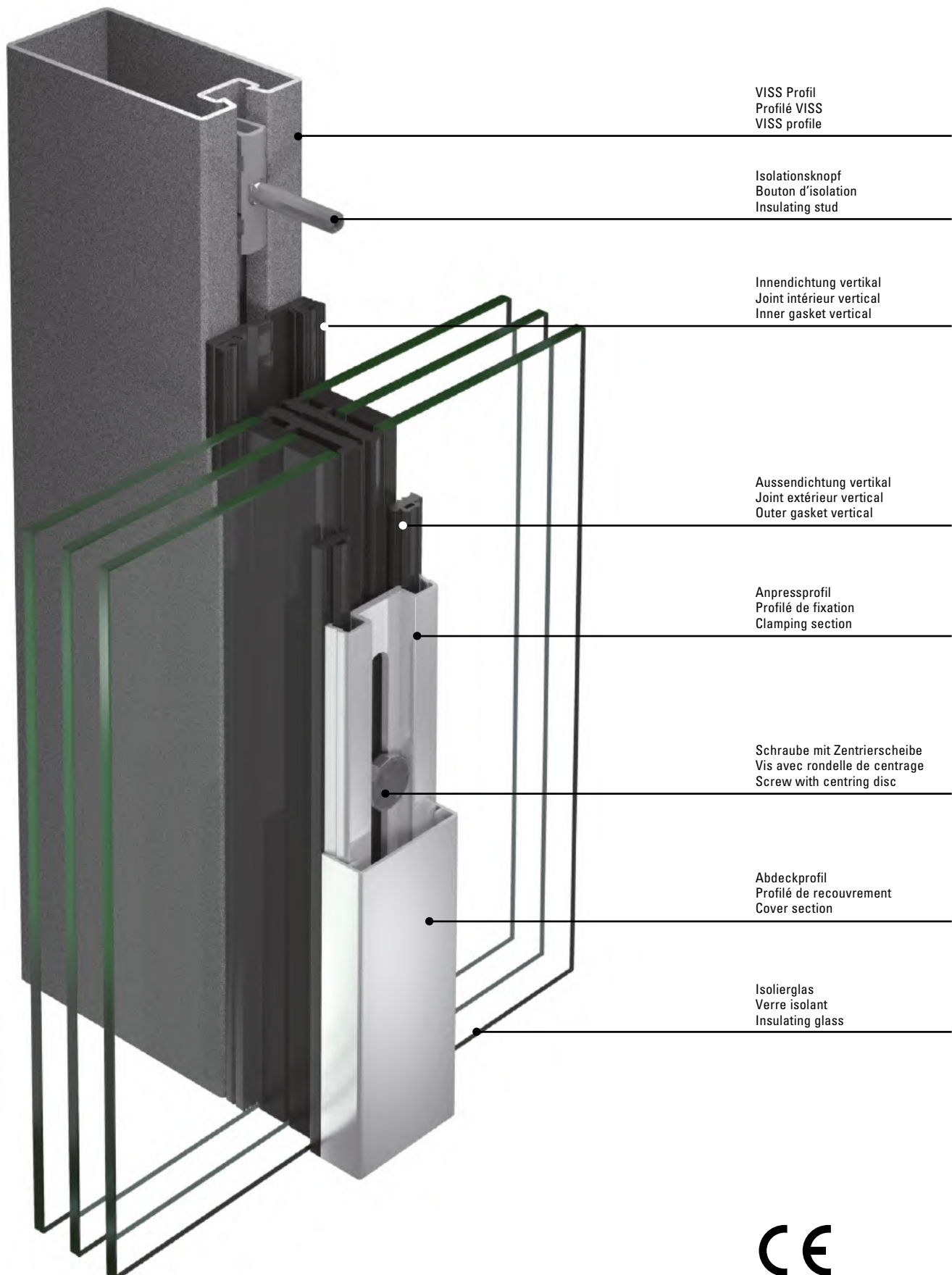
VISS Fassade












VISS façade

VISS façade

- CE-Kennzeichnung nach EN 13830 oder EN 14351-1
 - U_{CW} eingebaut Werte bis 0.73 W/m²K
 - U_f Werte bis 0.65 W/m²K
 - Ansichtsbreiten 50 und 60 mm
 - Füllelementstärken 6 bis 70 mm
 - Füllelementgewichte bis 1800 kg
Flügelgewichte bis 550 kg
 - Kombinierbar mit der Aufsatzkonstruktion VISS Basic, der Brandschutzlösung VISS Fire und der Einbruchhemmenden Variante VISS RC
- Marquage CE selon EN 13830 ou EN 14351-1
 - Valeurs U_{CW} (monté) jusqu'à 0.73 W/m²K
 - Valeurs U_f jusqu'à 0.65 W/m²K
 - Largeurs de face 50 et 60 mm
 - Éléments de remplissage de 6 à 70 mm d'épaisseur
 - Poids de remplissage jusqu'à 1800 kg
Poids du vantail jusqu'à 550 kg
 - Combinable avec la construction rapportée VISS Basic, la protection incendie VISS Fire et la variante anti-effraction VISS RC
- CE marking in accordance with EN 13830 or EN 14351-1
 - U_{CW} installed values to 0.73 W/m²K
 - U_f values to 0.65 W/m²K
 - 50 and 60 mm face widths
 - Infill panel thicknesses of 6 to 70 mm
 - Infill unit weights up to 1800 kg
Leaf weight up to 550 kg
 - Can be combined with the VISS Basic add-on construction, the VISS Fire fire protection solution and the VISS RC burglar-resistant version





	Prüfungen (Prüfnorm) Essais (Norme d'essai) Tests (Test standard)	Klassifizierungs-Norm Norme de classification Classification standard	Werte Valeurs Values
	Schlagregendichtheit (EN 12155) Etanchéité à la pluie battante (EN 12155) Watertightness (EN 12155)	EN 12154	RE 1200
	Widerstand bei Windlast (EN 12179) Résistance à la pression du vent (EN 12179) Resistance to wind load (EN 12179)	EN 13116	Bemessungslast 2 kN/m ² Charge de calcul 2 kN/m ² Designed load 2 kN/m ²
	Luftdurchlässigkeit (EN 12153) Perméabilité à l'air (EN 12153) Air permeability (EN 12153)	EN 12152	Klasse AE Classe AE Class AE
	Wärmedurchgangskoeffizient (EN 13947) Transmission thermique (EN 13947) Thermal transmittance (EN 13947)	EN ISO 10077-2	ab $U_f > 0.65 \text{ W/m}^2\text{K}$ dès $U_f > 0.65 \text{ W/m}^2\text{K}$ from $U_f > 0.65 \text{ W/m}^2\text{K}$
	Schallschutz (EN ISO 140-3) Isolation phonique (EN ISO 140-3) Sound insulation (EN ISO 140-3)	EN ISO 717-1	R_w 47 dB (-1; -5) (C, Ctr)
	Einbruchhemmung Anti-effraction Burglar resistance	prEN 1627	RC2 / RC3 / RC4
	Durchschusshemmung (EN 1523) Résistance aux balles (EN 1523) Bullet proofing (EN 1523)	EN 1522	FB4 NS
	Stossfestigkeit Résistance au chocs Impact strength	EN 14019	Klasse E5 / I5 Classe E5 / I5 Class E5 / I5
	Brandverhalten Réaction au feu Reaction to fire	EN 13501-1	Klasse B Classe B Class B
	Längsschalldämmung Isolation acoustique longitudinale Insulation against flanking transmission	prEN ISO 10848-2 (4/2004)	vertikal 62 dB horizontal 59 dB
	Technische Regeln für die Verwendung von absturzsichernden Verglasungen Règlement technique pour la sécurité anti-chute des vitrages The technical regulations for protecting glazing against falling out	DIN 180008-4	Kategorie A Catégorie A Category A

Avis Technique (Frankreich)
Fassade VISS TV 1S
Zulassung Nr. 02/12-1501,
C.S.T.B. Marne la Vallée/FR

Avis Technique (France)
Façade VISS TV 1S
Autorisation no 02/12-1501,
C.S.T.B. Marne la Vallée/FR

Avis Technique (France)
Façade VISS TV 1S
Authorisation nr. 02/12-1501,
C.S.T.B. Marne la Vallée/FR

Klemmverbindung (Deutschland)
AbZ Z-14.4-459 (Isolationsknöpfe)

Jonction par serrage (Allemagne)
AbZ Z-14.4-459 (bouton d'isolation)

Clamp connection (Germany)
AbZ Z-14.4-459 (insulation studs)

CWCT-Test
Die Fassade wurde nach den
Anforderungen des CWCT geprüft.

Test CWCT
La façade a été contrôlée suivant les
exigences du CWCT.

CWCT test
The facades were certified in compliance
with the requirements of the CWCT.

Luftdurchlässigkeit/
Wasserdichtheit: PASS
Zulässige Windlast 2400 Pa
Sicherheitslast 3600 Pa

Perméabilité à l'air/
Étanchéité à l'eau: PASS
Charge du vent admissible 2400 Pa
Charge de sécurité 3600 Pa

Air permeability/
Watertightness: PASS
Permissible wind load 2400 Pa
Security load 3600 Pa

Passivhaus-Zertifikat

Certificat maison passive

Passive house certificate

ZERTIFIKAT
Zertifizierte Passivhaus-Komponente
Komponenten-ID 0157cw03 gültig bis 31. Dezember 2020

Passivhaus Institut
Dr. Wolfgang Feist
64283 Darmstadt
Deutschland

QR Code

Kategorie: **Pfosten-Riegel-Fassade**
Hersteller: **Jansen AG,
Oberriet SG,
Schweiz (Confederatio Helvetica)**
Produktname: **VISS HI**

Folgende Kriterien für die kühl-gemäßigte Klimazone wurden geprüft

Behaglichkeit $U_{\text{COP}} = 0.80 \leq 0.80 \text{ W/(m}^2 \text{K)}$
 $U_{\text{COP, maximal}} \leq 0.85 \text{ W/(m}^2 \text{K)}$
 mit $U_g = 0.70 \text{ W/(m}^2 \text{K)}$

Hygiene $f_{\text{Red,0.25}} \geq 0.70$

kühl-gemäßigtes Klima
phA

ZERTIFIZIERTE KOMPONENTE
Passive House Institute

Passivhaus Effizienzklasse: phE phD phC phB phA

www.passiv.de

CERTIFICATE
Certified Passive House Component
Component-ID 0157cw03 valid until 31st December 2020

Passive House Institute
Dr. Wolfgang Feist
64283 Darmstadt
Germany

QR Code

Category: **Curtain Wall**
Manufacturer: **Jansen AG,
Oberriet SG,
Switzerland**
Product name: **VISS HI**

This certificate was awarded based on the following criteria for the cool, temperate climate zone

Comfort $U_{\text{COP}} = 0.80 \leq 0.80 \text{ W/(m}^2 \text{K)}$
 $U_{\text{COP, maximal}} \leq 0.85 \text{ W/(m}^2 \text{K)}$
 with $U_g = 0.70 \text{ W/(m}^2 \text{K)}$

Hygiene $f_{\text{Red,0.25}} \geq 0.70$

cool, temperate climate
phA

CERTIFIED COMPONENT
Passive House Institute

Passive House efficiency class: phE phD phC phB phA

www.passivehouse.com

CERTIFICATE
Certified Passive House Component
Component-ID 0157cw03 valid until 31st December 2020

Passive House Institute
Dr. Wolfgang Feist
64283 Darmstadt
Germany

QR Code

Category: **Curtain Wall**
Manufacturer: **Jansen AG,
Oberriet SG,
Switzerland**
Product name: **VISS HI**

This certificate was awarded based on the following criteria for the cool, temperate climate zone

Comfort $U_{\text{COP}} = 0.80 \leq 0.80 \text{ W/(m}^2 \text{K)}$
 $U_{\text{COP, maximal}} \leq 0.85 \text{ W/(m}^2 \text{K)}$
 with $U_g = 0.70 \text{ W/(m}^2 \text{K)}$


Hygiene $f_{\text{Red,0.25}} \geq 0.70$

cool, temperate climate
phA

CERTIFIED COMPONENT
Passive House Institute

Passive House efficiency class: phE phD phC phB phA

www.passivehouse.com



VISS RC


- Ansichtsbreiten 50 mm und 60 mm
- Keine sichtbare Einbruchhemmung ist erkennbar
- RC Lösung kann im VISS Standard und VISS Basic angewendet werden
- Kombination der beiden Systeme mit RC ebenfalls möglich
- Einbruch- und Ausbruchhemmung nach EN 1627
- VISS RC Versionen sind mit den einbruchhemmenden Profillösungen bis RC3 für Janisol, Janisol HI, Arte und Janisol Primo im Fensterbereich sowie Janisol HI, Janisol im Türbereich kombinierbar

VISS RC

- Largeurs de face 50 mm et 60 mm
- Absence de protection anti-effraction visible détectable
- La solution RC peut être appliquée dans les versions VISS Standard et VISS Basic
- Combinaison possible des deux systèmes avec RC
- Anti-effraction et anti-évasion selon EN 1627
- Les versions VISS RC peuvent être combinées avec les solutions de profilés à protection anti-effraction jusqu'à RC3 pour Janisol, Janisol HI, Arte et Janisol Primo dans le domaine des fenêtres, et avec les profilés pour Janisol HI, Janisol dans le domaine des portes

VISS RC

- Face widths of 50 mm and 60 mm
- No "visible" burglar resistance
- RC solution can be applied in the VISS Standard and VISS Basic systems
- Combination of both systems with RC also possible
- Burglar and break-out resistance in accordance with EN 1627
- VISS RC versions can be combined with the burglar-resistant profile solutions up to RC3 for Janisol, Janisol HI, Arte and Janisol Primo in windows as well as Janisol HI and Janisol in doors



VISS HI

- Hochisolierte Stahlfassade in Pfosten-Riegel-Bauweise
- Passivhaus zertifizierte Komponente
- Ermöglicht ein nachhaltiges Bauen
- Geeignet für besonders hohe Ansprüche im Isolationsbereich

VISS HI

- Façade en acier hautement isolée à montage montants-traverses
- Composants certifiés Maison Passive
- Permet une construction durable
- Adapté à des exigences particulièrement hautes dans le domaine de l'isolation

VISS HI

- Highly insulated steel façade as mullion/transom construction
- Passive house-certified components
- Allows sustainable construction
- Suitable for particularly high insulation requirements



VISS flaches Deckprofil

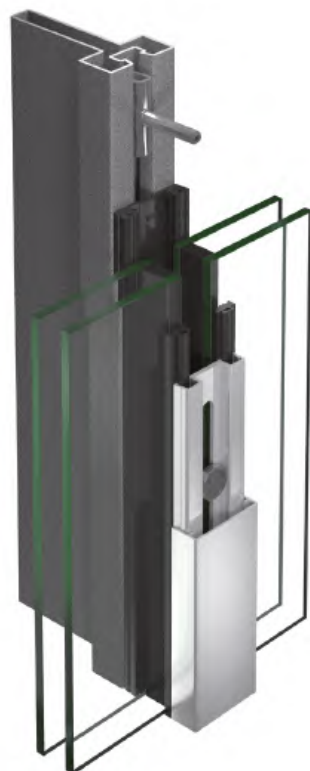
- Die wirtschaftliche Lösung für SG Optik
- Das Auge gleitet über die Fassade, ohne von signifikanten optischen Teilern abgelenkt zu werden
- Keine sichtbaren Schrauben
- Zweifarbig eloxierbar oder beschichtbar

VISS Profilé de recouvrement plat

- Solution économique pour l'optique SG
- L'œil parcourt la façade sans tomber sur des séparateurs optiques marqués
- Pas de vis visibles
- Capacité d'anodisation en deux couleurs ou au revêtement

VISS flat cover cap profile

- The economical solution for SG look
- The eye glides over the façade without being distracted by obtrusive visual dividers
- No visible screws
- Can be anodised or coated in two colours



VISS Linea / Personal Profiles

- Designprofil Linea mit filigraner Ansicht bei hoher statischer Leistung
- Für individuelle und ästhetische Ansprüche
- Ertüchtigung möglich durch eingeschobenen Flachstahl
- Profil integriert im vorhandenen VISS System und Anschluss ohne Benutzung von Sonderteilen

VISS Linea / Personal Profiles

- Profilé design Linea à face fine pour une haute performance statique
- Pour des exigences spécifiques et esthétiques
- Peut être renforcé par l'insertion de plaques en acier
- Profilé intégré dans le système VISS existant et raccordement sans utilisation de pièces spéciales

VISS Linea / Personal profiles

- Linea design profile with slimline sightlines and high structural performance
- For individual and aesthetic requirements
- Can be reinforced by inserting steel plates
- Profile integrated in existing VISS system and attachment without the use of special parts



VISS Sonnenschutz

- Abgestimmt auf das VISS System
- Im Sinne der Nachhaltigkeit erlaubt der Sonnenschutz eine energieeffiziente Planung
- Ein angenehmes Klima für die Nutzer durch den optimalen Sonnenschutz

VISS Protection solaire

- Adapté au système VISS
- Conformément au principe de durabilité, la protection solaire permet une planification qui tient compte de l'efficacité énergétique
- Climat agréable pour le personnel grâce à la protection solaire optimale

VISS sun shading

- Tailored to the VISS system
- In terms of sustainability, the sun shading facilitates energy-efficient planning
- Optimum sun shading provides a pleasant climate for the employees



VISS Fassadentür


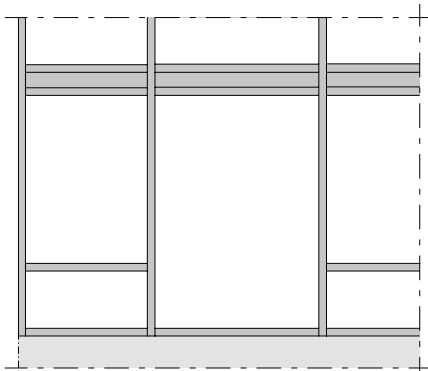

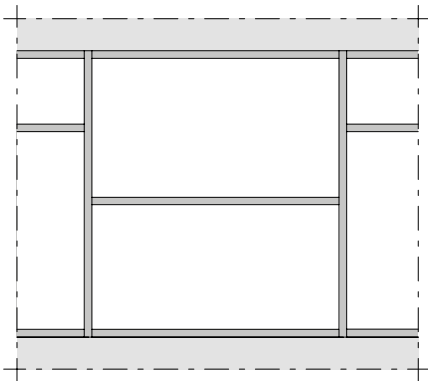
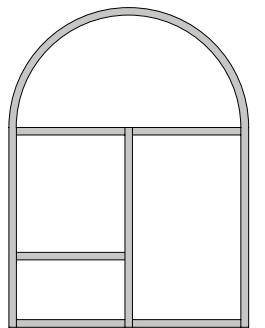
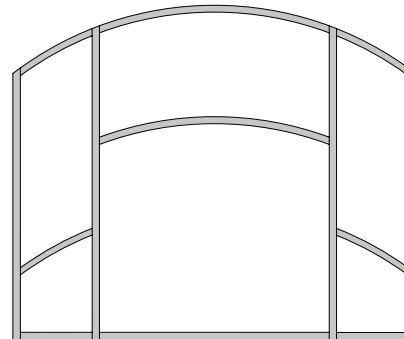
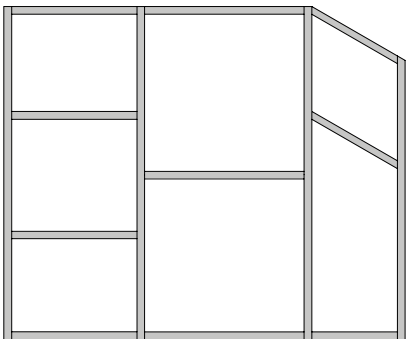
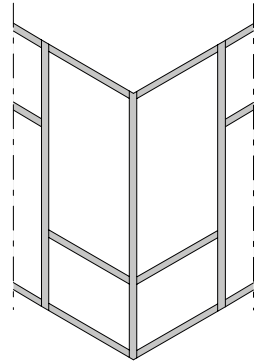
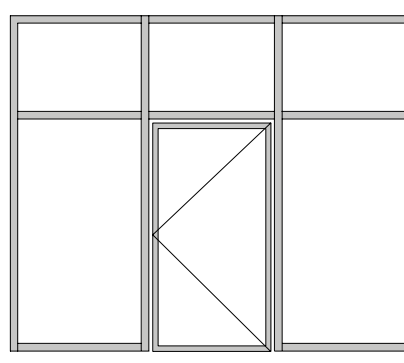

- Erscheinungsbild identisch mit Fassadenkonstruktion
- variable Türgrößen, je nach Profilwahl und Einsatzgebiet bis 6 m Höhe möglich
- Grossflächige Drehtür als Servicetür oder als Durchgang für Transportzwecke, z.B. bei Ausstellungen, Autohäuser, Museen, Atrien, etc.

VISS Porte de façade

- Se fond dans la construction de la façade
- Différentes dimensions de porte possibles jusqu'à une hauteur de 6 m suivant le choix du profilé et le domaine d'application
- Porte pivotante de grande surface servant de porte de service ou de passage pour transporter le nécessaire, par exemple pour les expositions, les garages, les musées, les atriiums, etc.

VISS façade door

- Appearance identical to façade construction
- Variable door sizes of up to 6 m in height possible depending on the choice of profiles and the area of use
- Large side-hung door as service door or as access route for transport purposes, e.g. for expeditions, car dealerships, museums, atriiums etc.



Jansen Docu Center

Die Plattform zum effizienten Arbeiten mit Jansen Dokumentationen. Im Jansen Docu Center stehen alle Produktinformationen jederzeit digital in der aktuellsten Version zur Verfügung: von Architekten-Informationen über Bestell- und Fertigungskatalogen bis hin zu Anleitungen und Prospekten sowie Videos.

Die Inhalte können einfach und schnell aufgerufen werden. Ein für den Anwender komfortables papierloses Arbeiten, das zahlreiche Vorteile bietet.

Download CAD Daten

DXF

DWG

Sie können die Zeichnungen in den Formaten DXF und/oder DWG herunterladen. Klicken Sie auf das entsprechende Icon und der Download erfolgt.

Die Hinweise «Artikelbibliothek/Türbeschläge/Fensterbeschläge» bedeuten, dass Sie mit einem Klick die gesamte Artikelbibliothek des entsprechenden Systems herunterladen (Profile, Beschläge, Glasleisten, Zubehör etc.).

Info und Beratung

Gerne beraten wir Sie persönlich und stehen Ihnen bei Fragen zur Verfügung. Bitte schreiben Sie uns Ihre Anliegen an: info@jansen.com

Jansen Docu Center

La plate-forme pour travailler efficacement avec les documentations Jansen. Le Jansen Docu Center met à votre disposition les informations sur les produits, en format numérique et dans une version actualisée: des catalogues de commande et de fabrication aux instructions et prospectus, en passant par les informations destinées aux architectes et vidéos.

Les contenus sont facilement et rapidement accessibles. Une manière de travailler confortable et offrant de nombreux avantages.

Télécharger fichiers DAO

DXF

DWG

Vous pouvez télécharger les dessins aux formats DXF et/ou DWG. Cliquez sur l'icône correspondante et le téléchargement s'effectuera.

Les indications «Bibliothèque des articles/Ferures de porte/Ferrures de fenêtres» signifie que vous téléchargez la totalité de la bibliothèque des articles du système donné (profilés, ferrures, parcloles, accessoires etc.).

Info et conseils

Nous vous conseillons volontiers individuellement et sommes à votre disposition si vous avez des questions à poser. Veuillez nous envoyer votre requête à: info@jansen.com

Jansen Docu Center

The platform for working efficiently with Jansen documentation. The latest version of all the product information is available digitally at any time in the Jansen Docu Center – from order and fabrication manuals to architect information, instructions and brochures and videos.

The content can be retrieved quickly and easily. The user can work conveniently without paper, which has numerous benefits.

Download CAD files

DXF

DWG

You can download the drawings in DXF and/or DWG format. Click on the relevant icon to begin the download.

The items «Article library/Door fittings/Window fittings» means that you download the entire article library for the corresponding system with one click (profiles, fittings, glazing beads, accessories etc.).

Information and advice

We would be delighted to provide you with advice in person and are available to answer any questions you may have. Please write to us with your queries at: info@jansen.com

Profile 50 mm (Masstab 1:3)

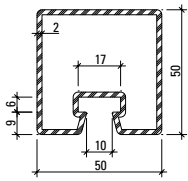
Profils 50 mm (échelle 1:3)

Profiles 50 mm (scale 1:3)

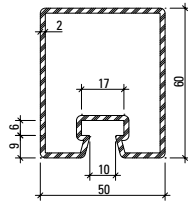
VISS Fassade

VISS façade

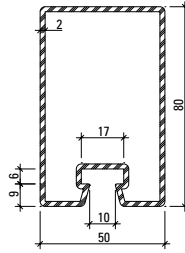
VISS façade



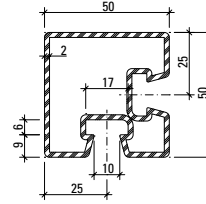
76.694
76.694 Z



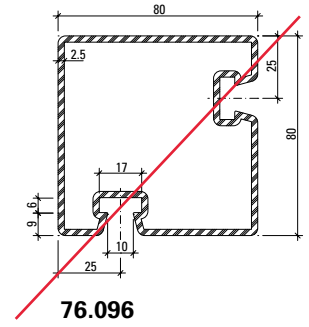
76.671
76.671 Z



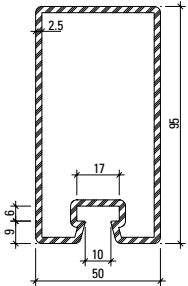
76.696
76.696 Z



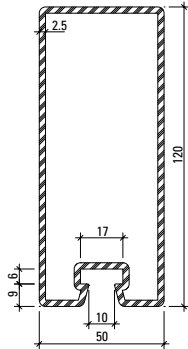
76.094



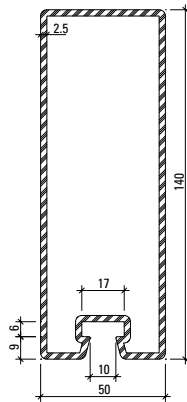
~~**76.096**~~



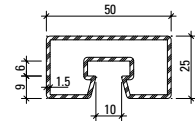
76.697
76.697 Z



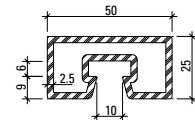
76.679
76.679 Z



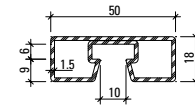
76.666
76.666 Z



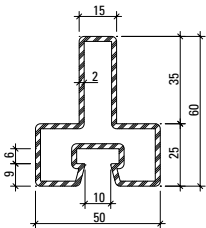
76.682



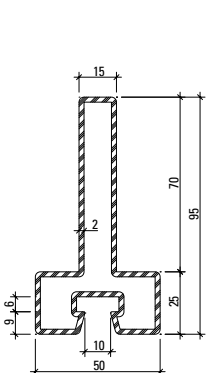
76.680



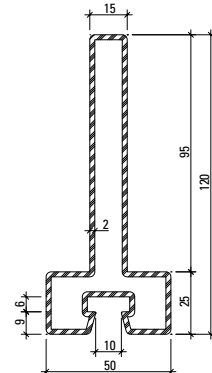
76.692



76.114



76.115



76.116

Profil-Nr.	G kg/m	F cm ²	I _x cm ⁴	W _x cm ³	I _y cm ⁴	W _y cm ³	U m ² /m	L mm
76.094	4,090	5,2	15,2	5,8	15,2	5,8	0,280	6000
76.096	7,437	9,5	83,8	20,5	83,8	20,5	0,391	6000
76.666	7,910	10,1	241,3	32,3	43,7	17,5	0,412	6500
76.671	3,860	4,9	23,3	7,2	17,3	6,9	0,260	6500
76.679	7,120	9,1	162,2	25,2	37,9	15,2	0,373	6500
76.680	3,390	4,3	3,2	2,4	11,1	4,4	0,182	6100
76.682	2,120	2,7	2,2	1,7	7,2	2,9	0,190	6000
76.692	1,900	2,5	0,9	1,0	5,9	2,4	0,176	6000
76.694	3,500	4,5	14,7	5,6	15,0	6,0	0,240	6500
76.696	4,450	5,7	47,6	11,1	21,9	8,8	0,300	6500
76.697	6,100	7,9	90,2	17,6	31,0	12,4	0,330	6500
76.114	3,820	4,9	15,4	4,1	9,8	3,9	0,251	6000
76.115	4,920	6,3	54,8	9,3	10,4	4,2	0,321	6000
76.116	5,710	7,3	105,0	14,3	10,8	4,3	0,371	6000

Profile 60 mm (Massstab 1:3)

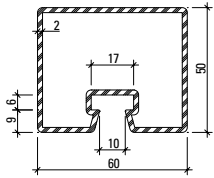
Profils 60 mm (échelle 1:3)

Profiles 60 mm (scale 1:3)

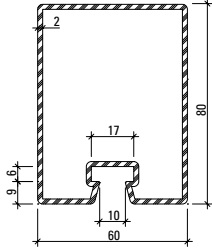
VISS Fassade

VISS façade

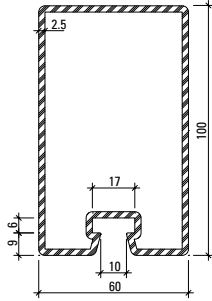
VISS façade



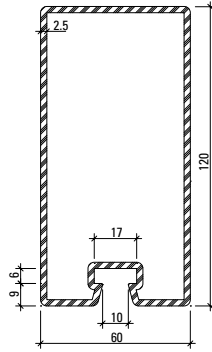
76.695
76.695 Z



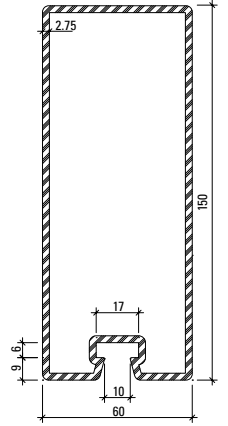
76.678
76.678 Z



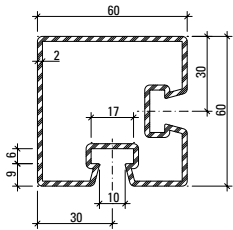
76.684
76.684 Z



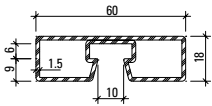
76.698
76.698 Z



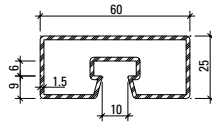
76.667
76.667 Z



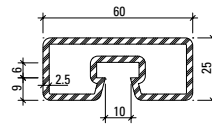
76.095



76.693



76.683

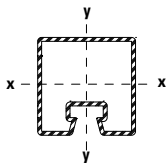


76.681

Artikelbibliothek
Bibliothèque des articles
Article library

DXF **DWG**

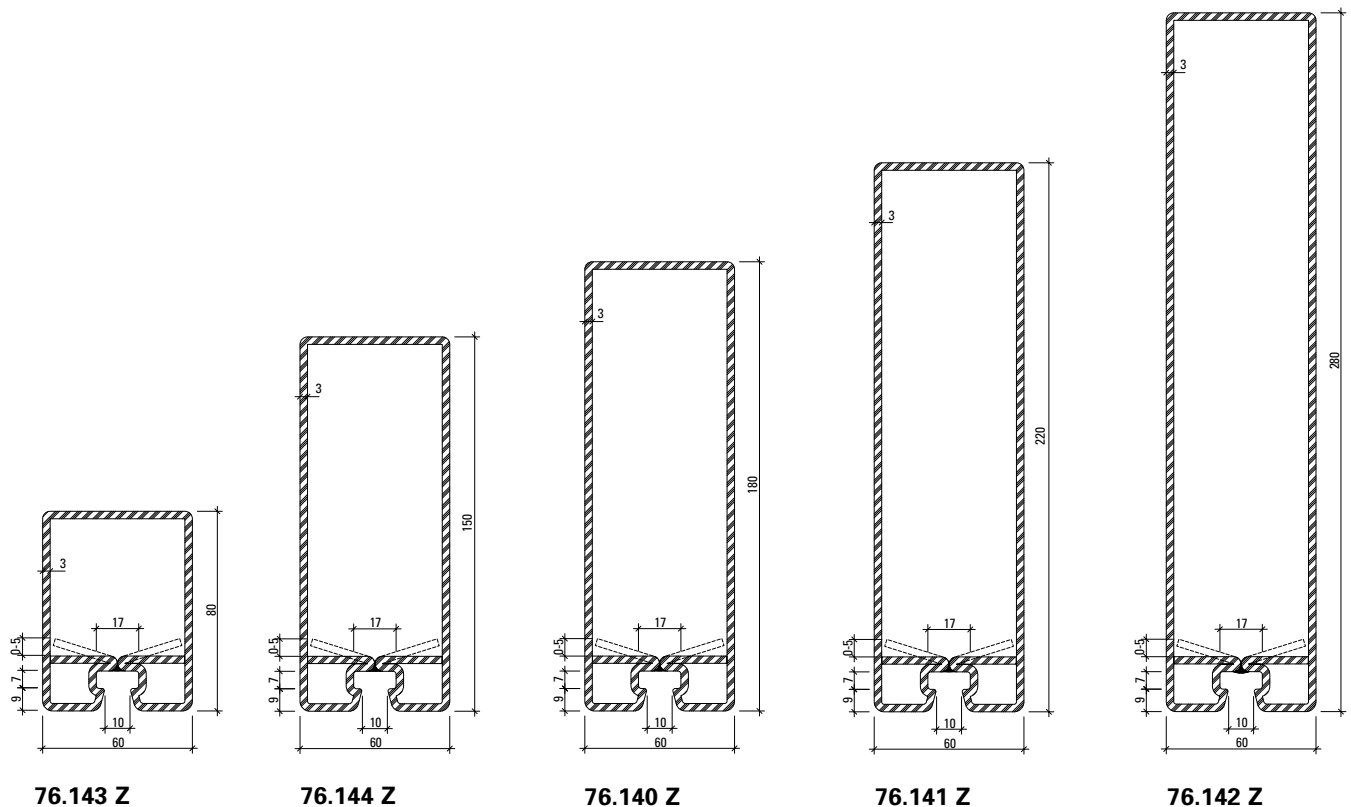
Stabachse
Axe de la barre
Bar axis



Profil-Nr.	G kg/m	F cm ²	I _x cm ⁴	W _x cm ³	I _y cm ⁴	W _y cm ³	U m ² /m	L mm
76.095	4,750	6,1	27,2	8,6	27,2	8,6	0,311	6000
76.667	9,530	12,1	342,8	43,0	75,1	25,0	0,452	6500
76.678	4,800	6,1	53,9	12,6	32,8	11,0	0,320	6500
76.681	3,790	4,8	3,8	2,9	17,3	5,8	0,202	6100
76.683	2,360	3,0	2,6	2,0	11,1	3,7	0,210	6000
76.684	6,730	8,6	114,1	21,3	48,3	16,1	0,352	6500
76.693	2,140	2,8	1,3	1,3	9,3	3,1	0,196	6000
76.695	3,800	4,9	17,2	6,5	22,9	7,6	0,260	6500
76.698	7,500	9,7	179,6	28,0	56,6	18,9	0,400	6500

Profile 60 mm (Masstab 1:3)
Profils 60 mm (échelle 1:3)
Profiles 60 mm (scale 1:3)

VISS Fassade
 VISS façade
 VISS façade



Aufgrund von Fertigungstoleranzen kann die Lage des Rückbogens von 0 bis 5 mm variieren.

En raison des tolérances de fabrication, la position du segment coudé peut varier de 0 à 5 mm.

Due to fabrication tolerances, the position of the rear arch may vary between 0 and 5 mm.

Oberfläche/Werkstoff

Artikel-Nr.

ohne Zusatz = blank

mit Z = bandverzinkter Stahl

Surface/Matériau

No. d'article

sans supplément = brut

avec Z = bandes d'acier zinguées

Surface/Material

Part no.

without addition = bright

with Z = galvanised strip

Artikelbibliothek
 Bibliothèque des articles
 Article library

DXF **DWG**

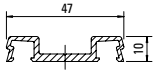
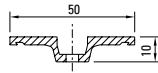
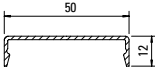
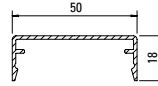
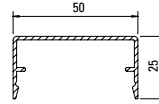
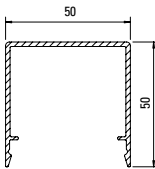
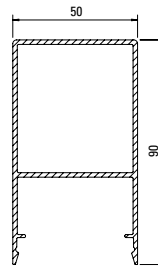
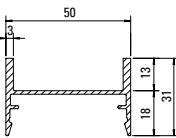
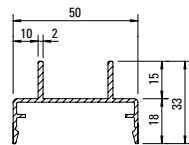
Profil-Nr.	G kg/m	F cm ²	I _x cm ⁴	W _x cm ³	I _y cm ⁴	W _y cm ³	U m ² /m	L mm
76.140 Z	12,946	16,47	649,2	64,3	100,0	33,2	0,516	8000
76.141 Z	14.833	18.87	1090,2	89,1	119,1	39,7	0,596	8000
76.142 Z	17,662	22,5	2041,7	132,7	148,4	49,5	0,716	10000
76.143 Z	8.340	10.62	80,4	17,9	50,8	16,9	0,316	6500
76.144 Z	11.630	14.82	406,0	47,9	85,0	28,3	0,456	6500

Deckprofile 50 mm (Masstab 1:3)**Profils de recouvrement 50 mm (échelle 1:3)****Cover sections 50 mm (scale 1:3)**

VISS Fassade

VISS façade

VISS façade

**407.800****407.821****407.823****407.860****407.861****407.862****407.863****407.864****407.900****407.911****Werkstoff**

Aluminium EN AW 6060 T66 roh, leicht eingeölt

Matériau

Aluminium EN AW 6060 T66 brut, légèrement huilé

Material

Aluminium EN AW 6060 T66 mill finish, slightly oiled

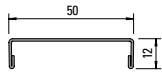
Profil-Nr.	G kg/m	U m ² /m	P m ² /m	L mm
407.800	0,414	0,160		6000
407.821	0,440	0,143	0,067	6000
407.823	0,076	0,043	0,019	6000
407.860	0,266	0,147	0,072	6000

Profil-Nr.	G kg/m	U m ² /m	P m ² /m	L mm
407.861	0,341	0,185	0,084	6000
407.862	0,394	0,213	0,098	6000
407.863	0,660	0,313	0,148	6000
407.864	1,344	0,360	0,228	6000
407.900	0,556	0,240	0,138	6000
407.911	0,510	0,245	0,146	6000

Deckprofile 50 mm (Massstab 1:3)
Profils de recouvrement 50 mm (échelle 1:3)
Cover sections 50 mm (scale 1:3)

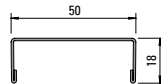
VISS Fassade
 VISS façade
 VISS façade

Edelstahl-Abdeckprofile
Werkstoff 1.4301 (AISI 304)
 geschliffen, Korn 220/240,
 mit Schutzfolie



400.860

Profilé de recouvrement acier Inox
Qualité 1.4301 (AISI 304)
 meulé, degré 220/240,
 avec feuille de protection

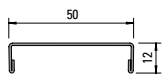


400.861

Stainless steel cover sections
Material 1.4301 (AISI 304)
 polished, grain 220/240,
 with protective film

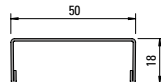


Edelstahl-Abdeckprofile
Werkstoff 1.4401 (AISI 316)
 geschliffen, Korn 220/240,
 mit Schutzfolie



400.862

Profilé de recouvrement acier Inox
Qualité 1.4401 (AISI 316)
 meulé, degré 220/240,
 avec feuille de protection



400.863

Stainless steel cover sections
Material 1.4401 (AISI 316)
 polished, grain 220/240,
 with protective film



Profil-Nr.	G kg/m	L mm
400.860	0,644	6000
400.861	0,734	6000

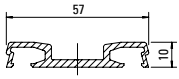
Profil-Nr.	G kg/m	L mm
400.862	0,652	6000
400.863	0,744	6000

Artikelbibliothek
 Bibliothèque des articles
 Article library

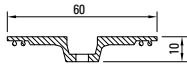
DXF **DWG**

Deckprofile 60 mm (Massstab 1:3)
Profils de recouvrement 60 mm (échelle 1:3)
Cover sections 60 mm (scale 1:3)

VISS Fassade
 VISS façade
 VISS façade



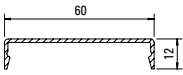
407.802



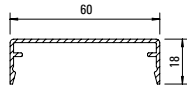
407.822



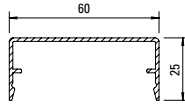
407.823



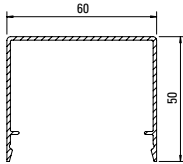
407.865



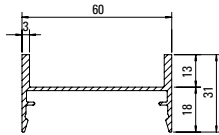
407.866



407.867



407.868



407.901

Werkstoff

Aluminium EN AW 6060 T66 roh, leicht eingeölt

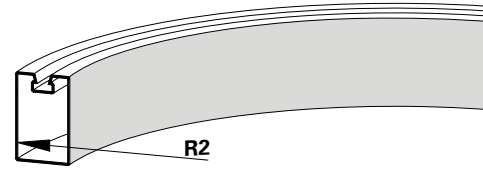
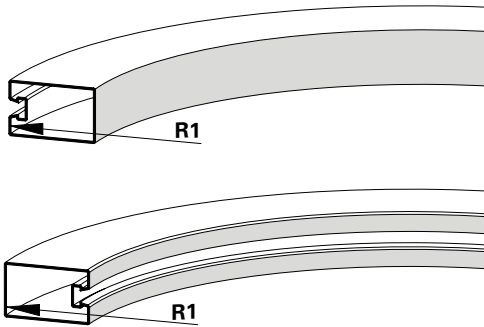
Matériau

Aluminium EN AW 6060 T66 brut, légèrement huilé

Material

Aluminium EN AW 6060 T66 mill finish, slightly oiled

Profil-Nr.	G kg/m	U m ² /m	P m ² /m	L mm
407.802	0,558	0,190		6000
407.822	0,530	0,163	0,051	6000
407.823	0,076	0,043	0,019	6000
407.865	0,304	0,167	0,082	6000
407.866	0,379	0,205	0,094	6000
407.867	0,432	0,223	0,108	6000
407.868	0,750	0,330	0,160	6000
407.901	0,590	0,255	0,148	6000



Profil Profilé Profile	R1 mm	R2 mm
76.666	3000	1000
76.667	3800	2000
76.671	1000	1000
76.678	2000	1100
76.679	2600	1000
76.684	2200	1300
76.694	700	700
76.695	1300	1000
76.696	2000	800
76.697	2200	900
76.698	2500	2500

Profil Profilé Profile	R1 mm	R2 mm
76.680	500	500
76.681	500	500
76.683	700	750
76.692	600	
76.693	600	

Hinweis:

Alle Profile sind auch in verzinkter Ausführung (Z) biegsam.

Beim Biegen von engen Radien kann sich die VISS-Nute verjüngen.

Remarque:

Tous les profilés sont également cintrables en exécution galvanisée (Z).

La rainure VISS peut s'amincir lors du cintrage pour des rayons serrés.

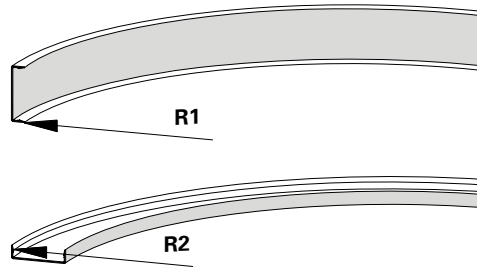
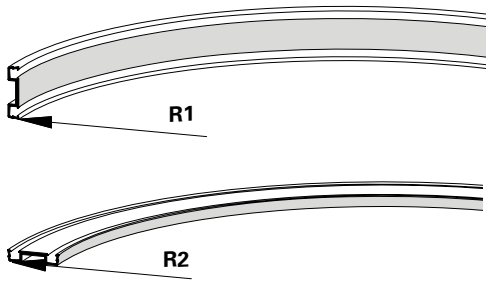
Note:

All profiles can also be bent into curves in the galvanised finish (Z).

The VISS flute might be tapered down when bending narrow radii.

Biegeradien
Travaux de cintrage
Bending data

VISS Fassade
 VISS façade
 VISS façade



Profil Profilé Profile	R1 mm	R2 mm
400.800	800	1500
400.800 Z	800	1200
400.801 Z	800	1800
400.802	800	1500
400.802 Z	800	1500
400.803 Z	800	1800
407.800	500	1050
407.802	500	1100

Profil Profilé Profile	R1 mm	R2 mm
407.815	500	700
407.860	500	850
407.861	500	950
407.862	700	1250
407.865	500	1250
407.866	700	1300
407.867	700	1300

Schnittpunkte	Coupe de détails	Section details
Pfosten/Riegel-Details 50 mm	Détails montant/traverse 50 mm	Details mullion/transom 50 mm
Segment-Verglasung 50 mm	Vitrage segmenté 50 mm	Segmental glazing 50 mm
VISS Linea 50 mm	VISS Linea 50 mm	VISS Linea 50 mm
Flaches Deckprofil 50 mm	Profilé de recouvrement plat 50 mm	Flat cover cap 50 mm
VISS Linea 50 mm	VISS Linea 50 mm	VISS Linea 50 mm
Einfachverglasung 50 mm	Vitrage simple 50 mm	Single glazing 50 mm
Pfosten/Riegel-Details 60 mm	Détails montant/traverse 60 mm	Details mullion/transom 60 mm
Segment-Verglasung 60 mm	Vitrage segmenté 60 mm	Segmental glazing 60 mm
Flaches Deckprofil 60 mm	Profilé de recouvrement plat 60 mm	Flat cover cap 60 mm
Einfachverglasung 60 mm	Vitrage simple 60 mm	Single glazing 60 mm

Konstruktions-Details	Détails de constructions	Construction details
Einsatzelement Janisol HI	Élément de remplissage Janisol HI	Infill element Janisol HI
Einsatzelement Janisol-Türe	Élément de remplissage porte Janisol	Infill element Janisol door
Einsatzelement Janisol Primo	Élément de remplissage Janisol Primo	Infill element Janisol Primo
Einsatzelement Janisol Arte	Élément de remplissage Janisol Arte	Infill element Janisol Arte
Aussenecke 90°	Angle extérieur 90°	Outer corner 90°
Aussenecke 135°	Angle extérieur 135°	Outer corner 135°
Innenecke 135°	Angle intérieur 135°	Inner corner 135°

Anschlüsse am Bau	Raccords au mur	Attachment to structure
System-Hinweise	Indications du système	System instructions
U _f -Werte nach EN 10077-2	Valeurs U _f selon EN 10077-2	U _f values according to EN 10077-2

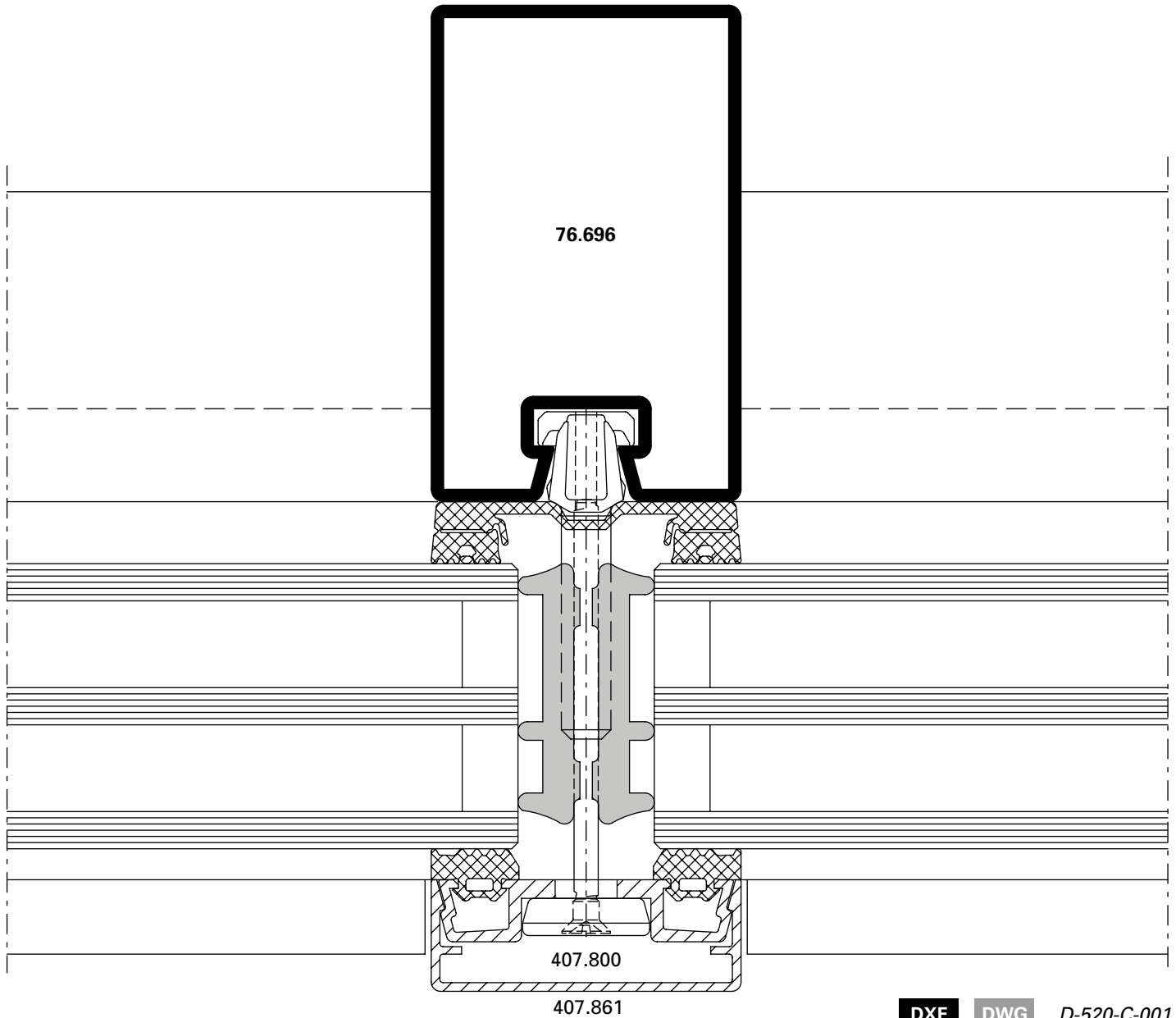
Schnittpunkte im Massstab 1:1
Coupe de détails à l'échelle 1:1
Section details on scale 1:1

VISS Fassade
VISS façade
VISS façade

VISS HI
Pfosten-Detail
Ansichtsbreite 50 mm

VISS HI
Détail du montant
Largeur de face 50 mm

VISS HI
Detail of mullion
Width 50 mm



DXF

DWG

D-520-C-001

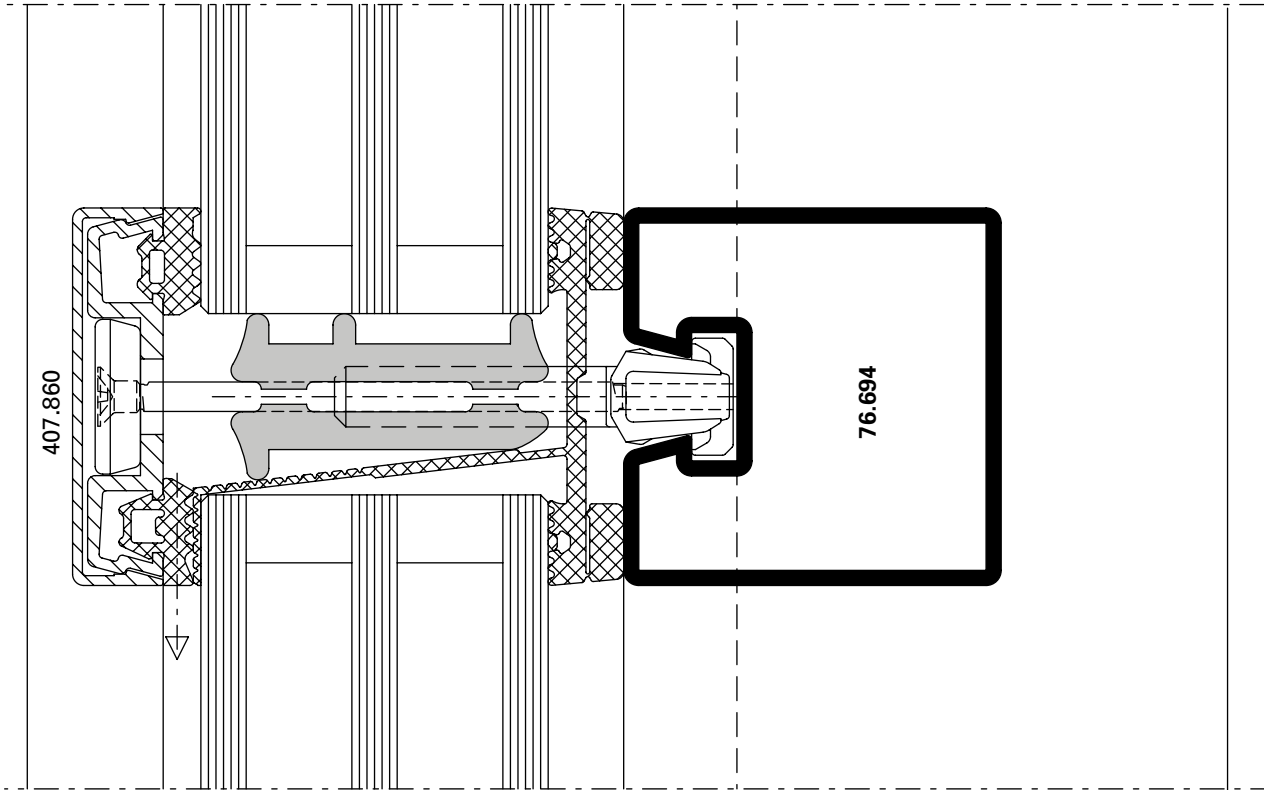
Schnittpunkte im Masstab 1:1
Coupe de détails à l'échelle 1:1
Section details on scale 1:1

VISS Fassade
VISS façade
VISS façade

VISS HI
Riegel-Detail
Ansichtsbreite 50 mm

VISS HI
Détail de la traverse
Largeur de face 50 mm

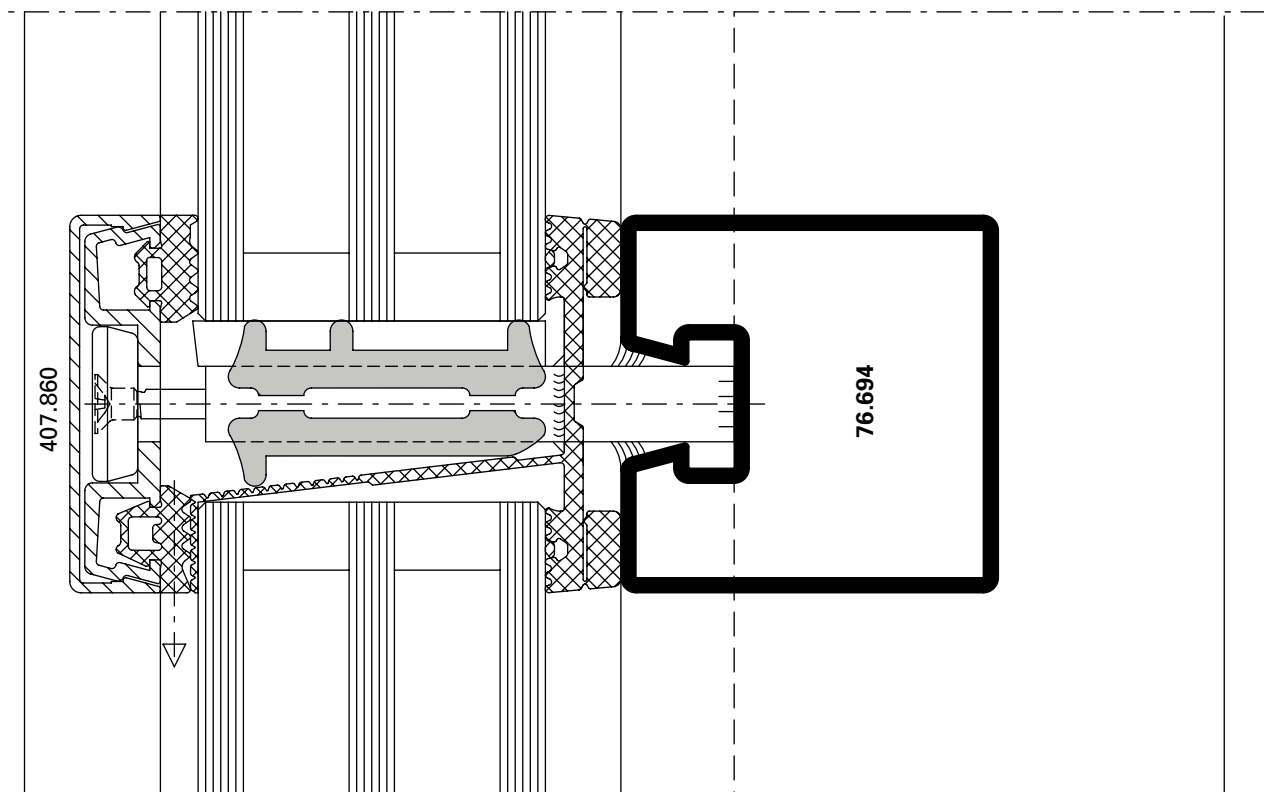
VISS HI
Detail of transom
Width 50 mm



D-520-C-002

DWG

DXF



D-520-C-003

DWG

DXF

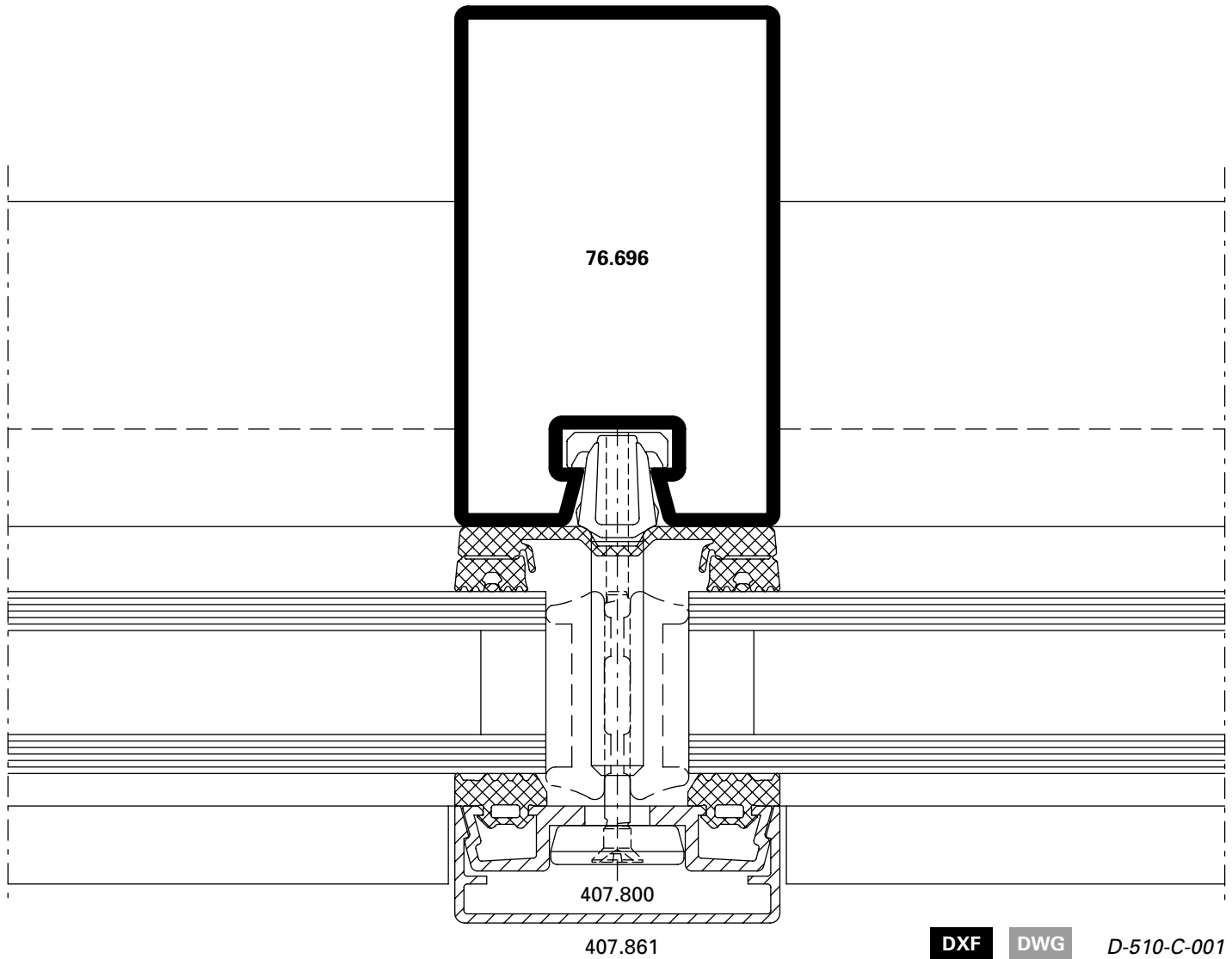
Schnittpunkte im Massstab 1:1
Coupe de détails à l'échelle 1:1
Section details on scale 1:1

VISS Fassade
VISS façade
VISS façade

Pfosten-Detail
Ansichtsbreite 50 mm

Détail du montant
Largeur de face 50 mm

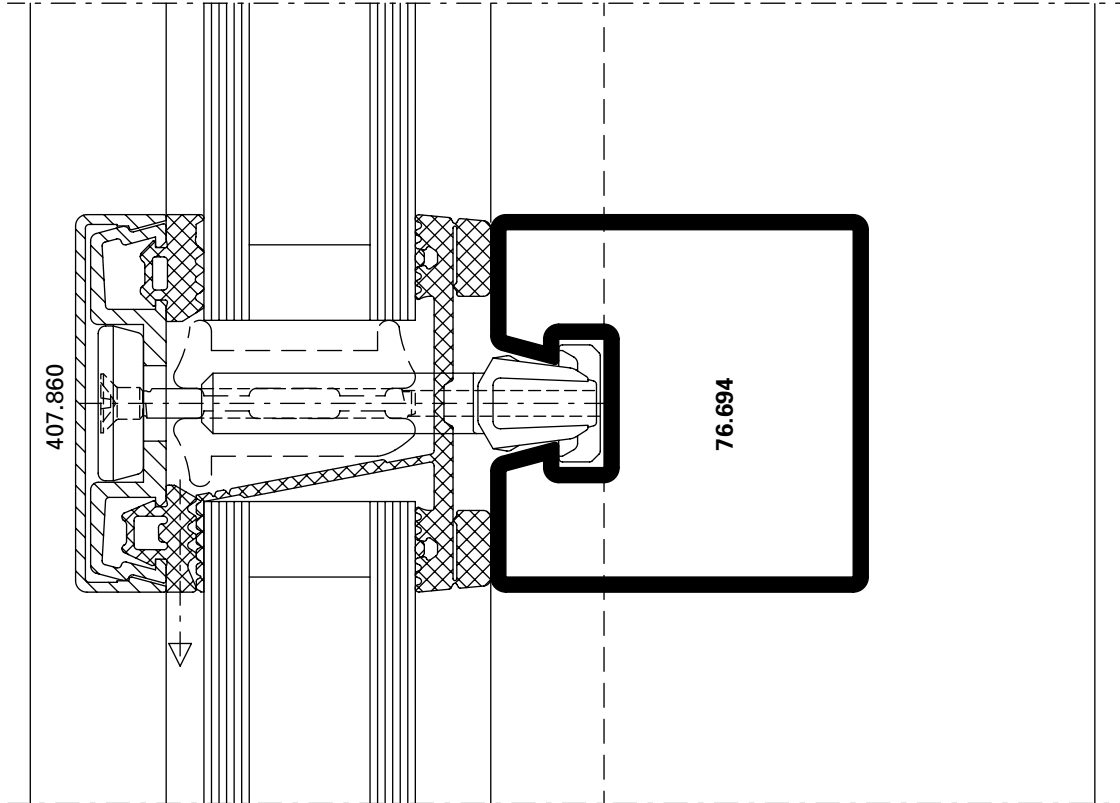
Detail of mullion
Width 50 mm



Riegel-Detail
Ansichtsbreite 50 mm

Détail de la traverse
Largeur de face 50 mm

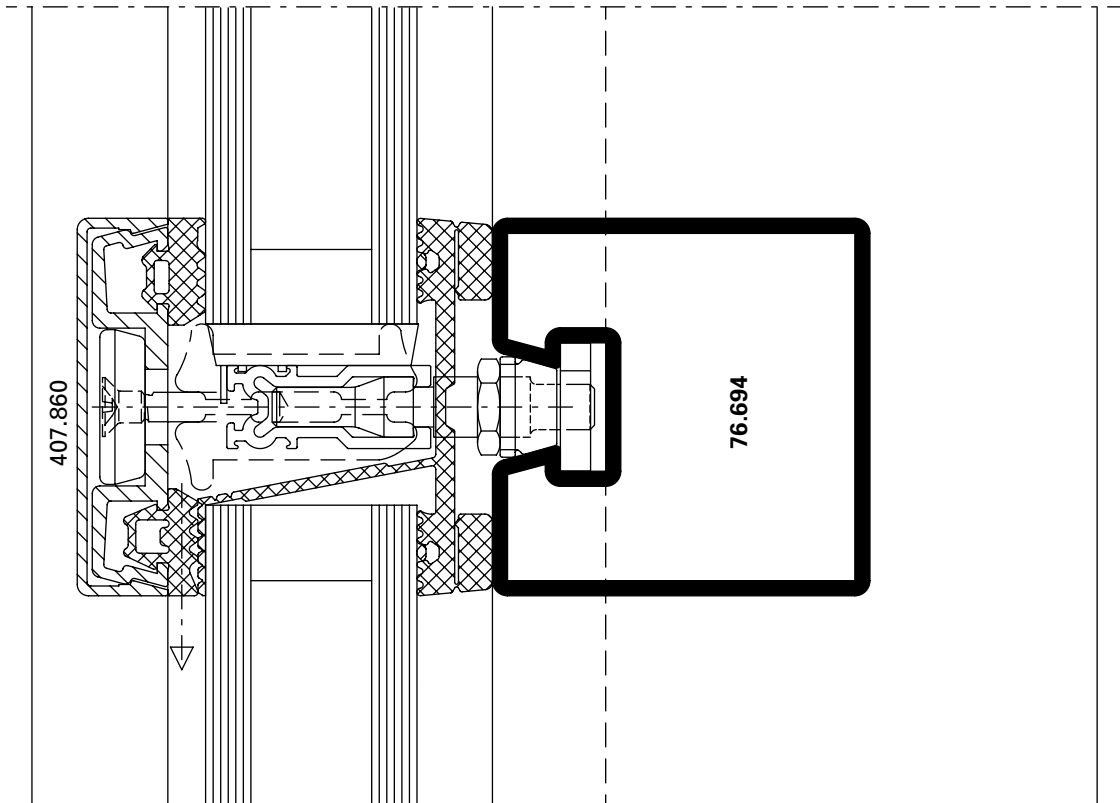
Detail of transom
Width 50 mm



D-510-C-002

DWG

DXF



D-510-C-003

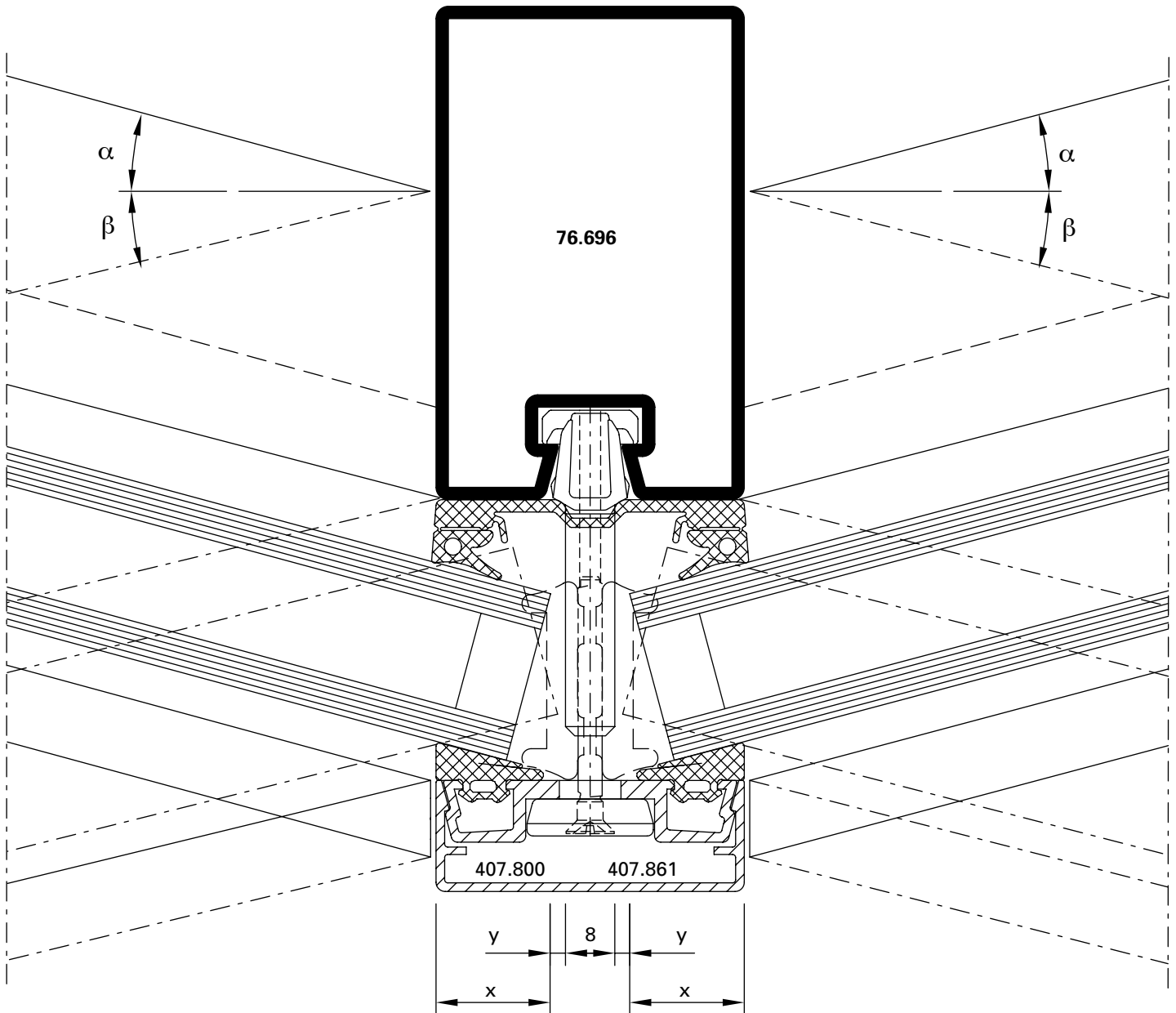
DWG

DXF

Pfosten-Detail
 Segmentverglasung 50 mm

Détail du montant
 Vitrage segmenté 50 mm

Detail of mullion
 Segmental glazing, width 50 mm



DXF DWG D-510-C-004

α	β	Füllelement- dicke	X(max) mm	Y(min) mm
0 – 5°		20 – 45 mm	16	5
	5 – 10°	20 – 35 mm	18	3
	10 – 15°	20 – 24 mm	18	3

α	β	Epaisseur du remplissage	X(max) mm	Y(min) mm
0 – 5°		20 – 45 mm	16	5
	5 – 10°	20 – 35 mm	18	3
	10 – 15°	20 – 24 mm	18	3

α	β	Thickness of glass/panel	X(max) mm	Y(min) mm
0 – 5°		20 – 45 mm	16	5
	5 – 10°	20 – 35 mm	18	3
	10 – 15°	20 – 24 mm	18	3

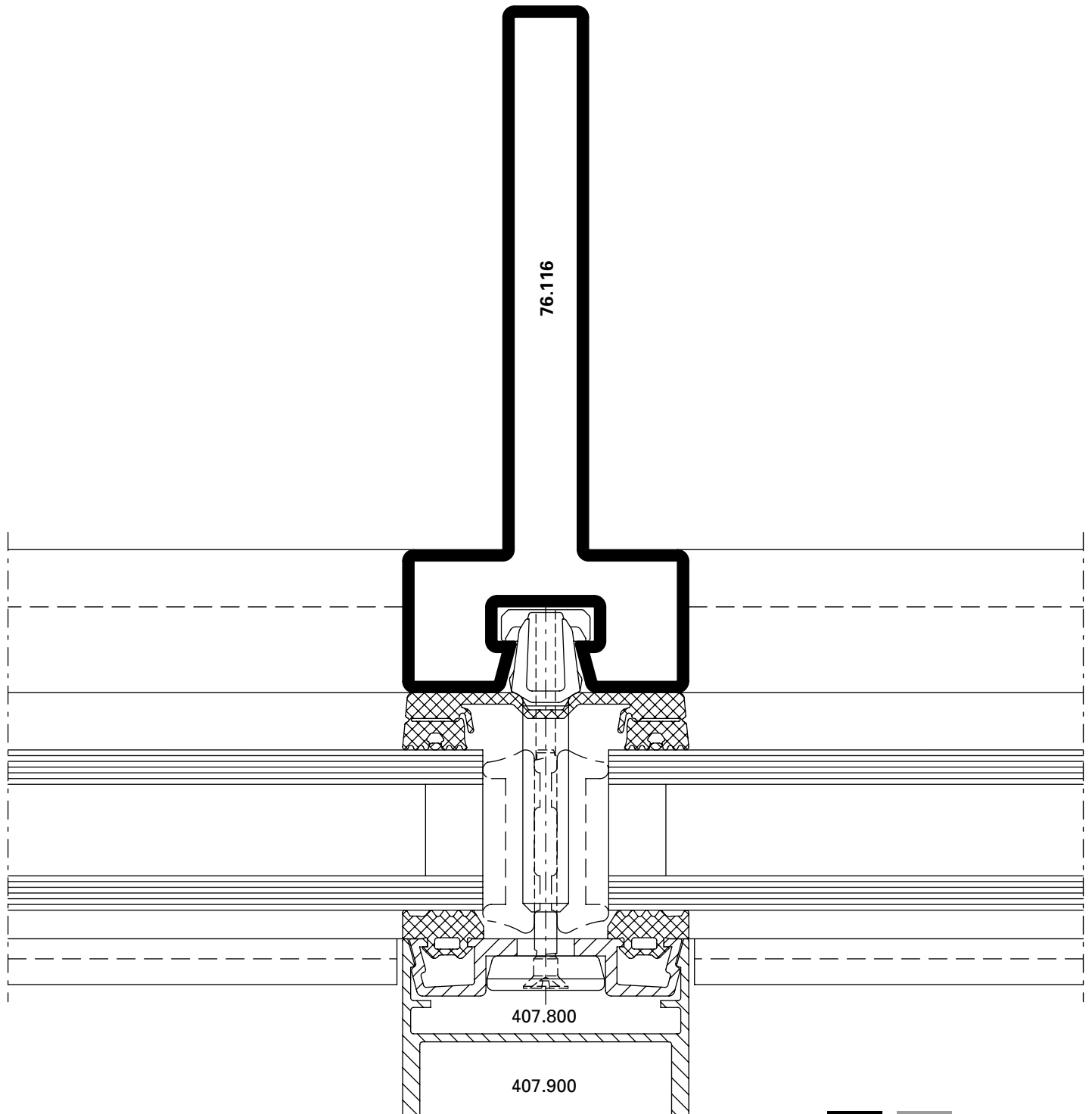
Schnittpunkte im Massstab 1:1
Coupe de détails à l'échelle 1:1
Section details on scale 1:1

VISS Fassade
VISS façade
VISS façade

Pfosten-Detail VISS Linea
Ansichtsbreite 50 mm

Détail du montant VISS Linea
Largeur de face 50 mm

Detail of mullion VISS Linea
Width 50 mm



DXF DWG D-510-C-016

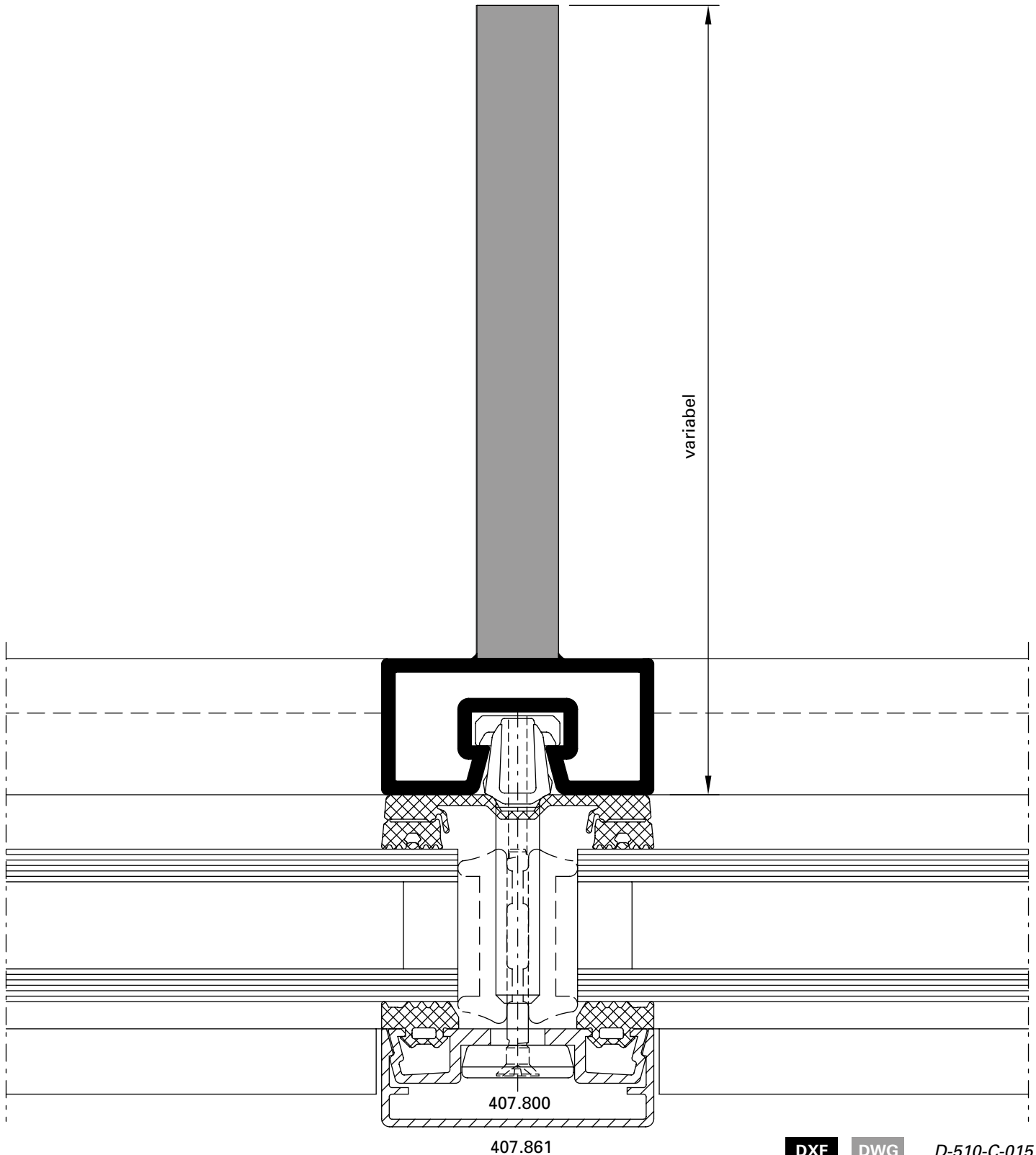
Schnittpunkte im Massstab 1:1
Coupe de détails à l'échelle 1:1
Section details on scale 1:1

VISS Fassade
VISS façade
VISS façade

Pfosten-Detail VISS Linea
Lasergeschweisst
Ansichtsbreite 50 mm

Détail du montant VISS Linea
Soudage au laser
Largeur de face 50 mm

Detail of mullion VISS Linea
Laser welding
Width 50 mm



DXF

DWG

D-510-C-015

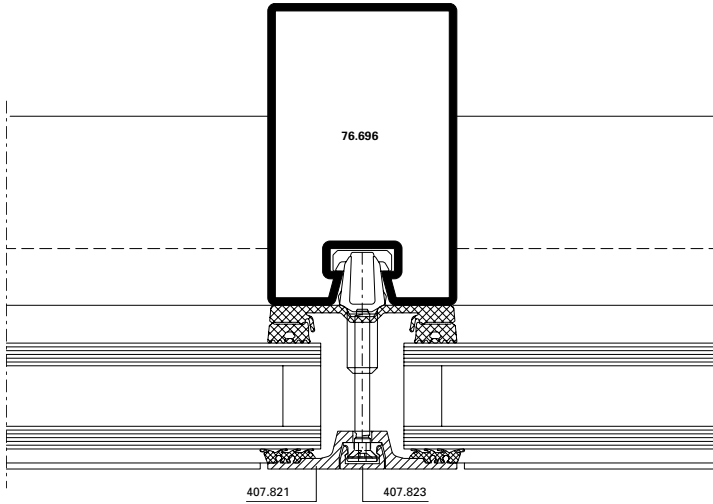
Schnittpunkte im Massstab 1:2
Coupe de détails à l'échelle 1:2
Section details on scale 1:2

VISS Fassade
VISS façade
VISS façade

Pfosten-Detail
Flaches Deckprofil
Ansichtsbreite 50 mm

Détail du montant
Profilé de recouvrement plat
Largeur de face 50 mm

Detail of mullion
Flat cover cap
Width 50 mm



DXF

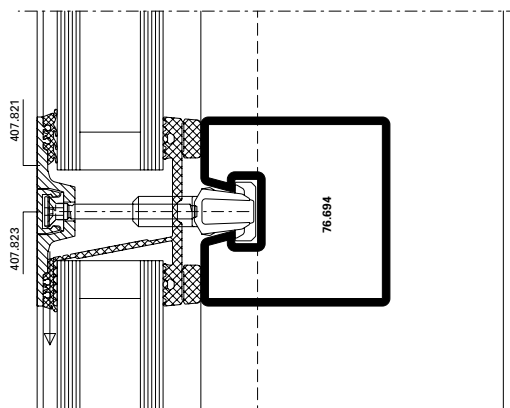
DWG

D-510-C-017

Riegel-Detail
Flaches Deckprofil
Ansichtsbreite 50 mm

Détail de la traverse
Profilé de recouvrement plat
Largeur de face 50 mm

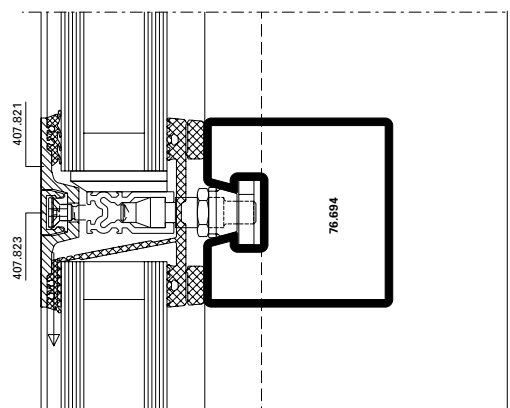
Detail of transom
Flat cover cap
Width 50 mm



D-510-C-018

DWG

DXF



D-510-C-019

DWG

DXF

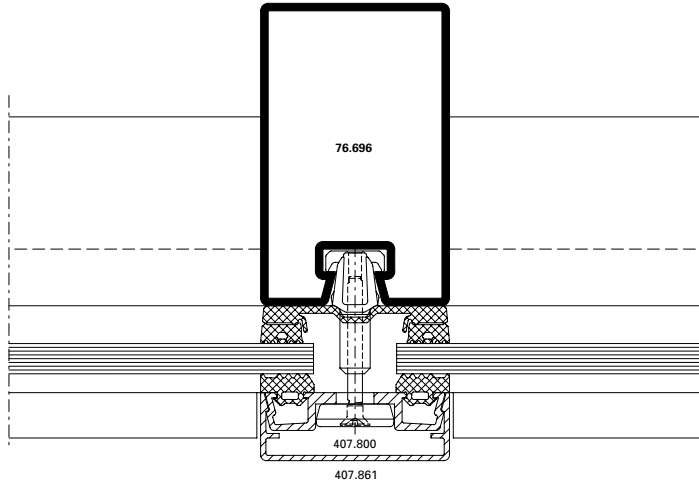
Schnittpunkte im Massstab 1:2
Coupe de détails à l'échelle 1:2
Section details on scale 1:2

VISS Fassade
VISS façade
VISS façade

Pfosten-Detail
Einfachverglasung
Ansichtsbreite 50 mm

Détail du montant
Vitrage simple
Largeur de face 50 mm

Detail of mullion
Single glazing
Width 50 mm

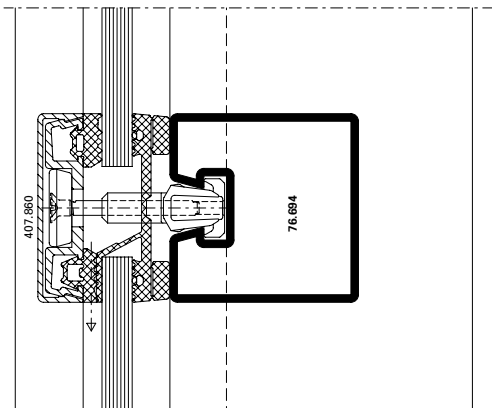


DXF **DWG** D-510-C-012

Riegel-Detail
Einfachverglasung
Ansichtsbreite 50 mm

Détail de la traverse
Vitrage simple
Largeur de face 50 mm

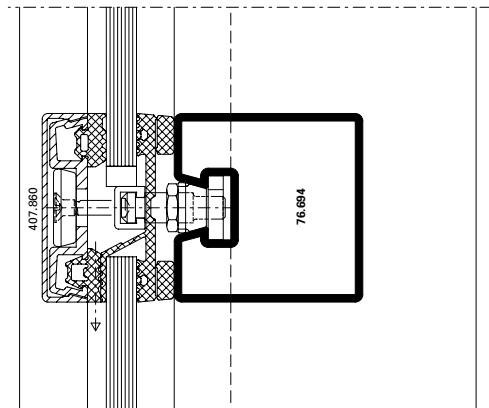
Detail of transom
Single glazing
Width 50 mm



D-510-C-013

DWG

DXF



D-510-C-014

DWG

DXF

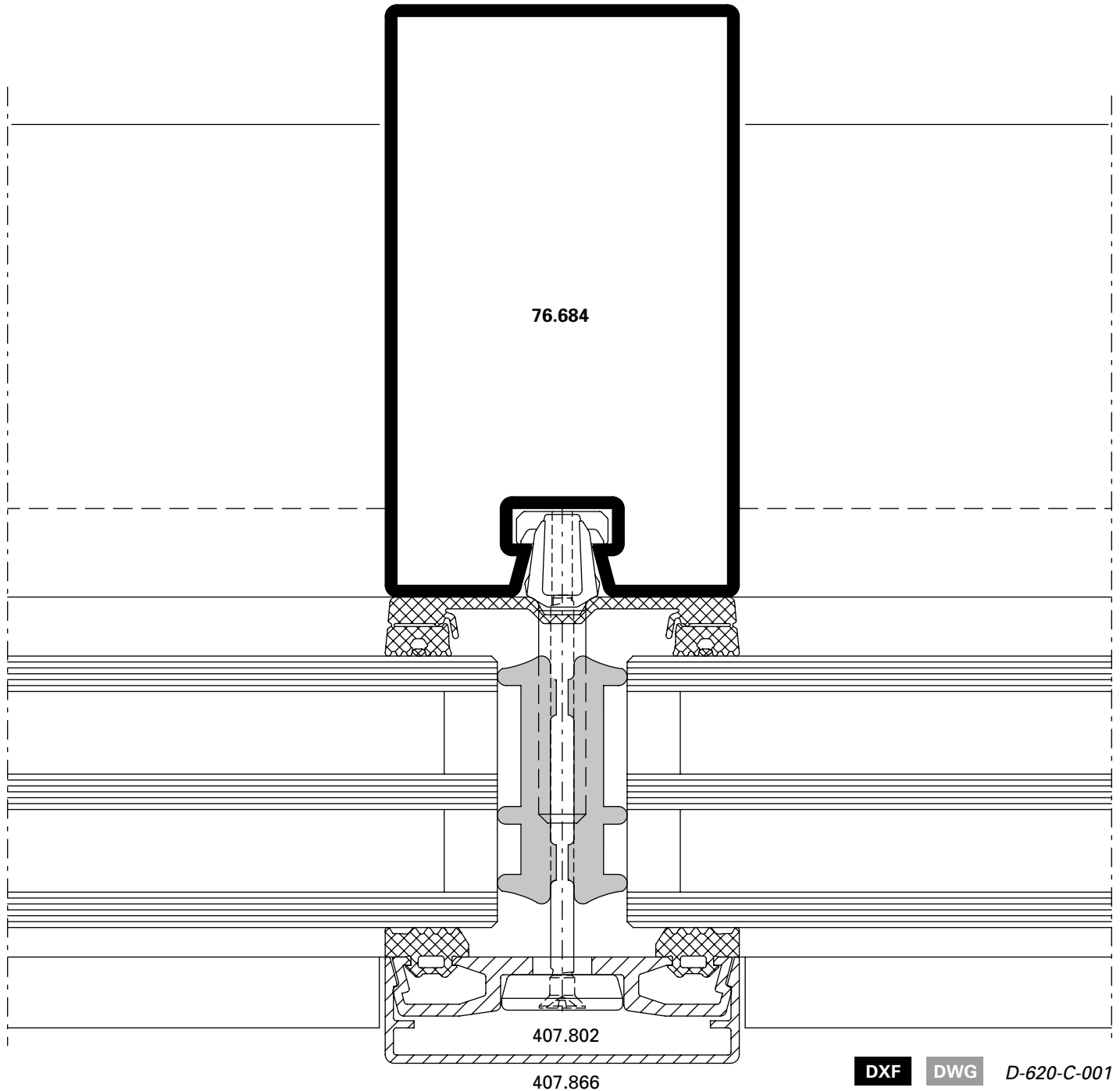
Schnittpunkte im Massstab 1:1
Coupe de détails à l'échelle 1:1
Section details on scale 1:1

VISS Fassade
VISS façade
VISS façade

VISS HI
Pfosten-Detail
Ansichtsbreite 60 mm

VISS HI
Détail du montant
Largeur de face 60 mm

VISS HI
Detail of mullion
Width 60 mm



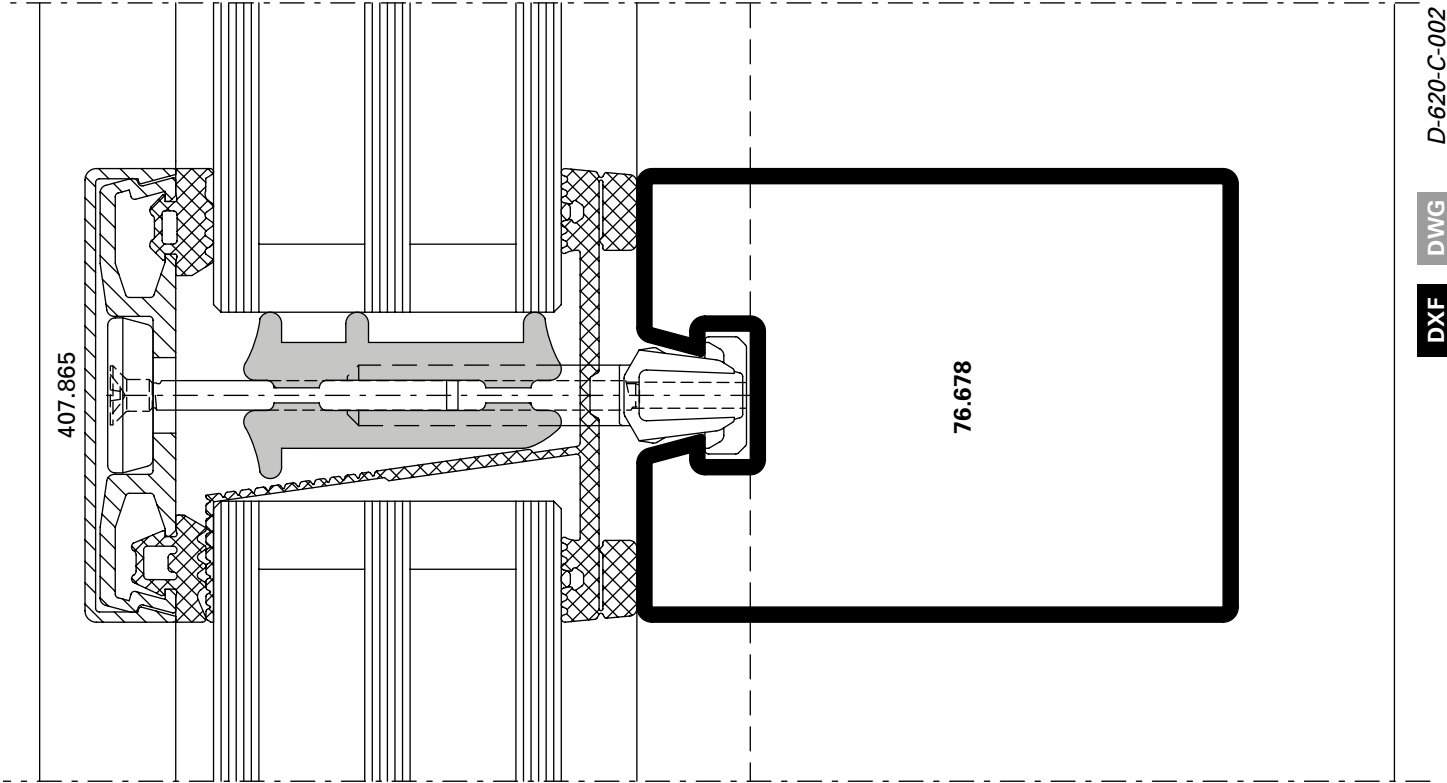
Schnittpunkte im Massstab 1:1
Coupe de détails à l'échelle 1:1
Section details on scale 1:1

VISS Fassade
VISS façade
VISS façade

VISS HI
Riegel-Detail
Ansichtsbreite 60 mm

VISS HI
Détail de la traverse
Largeur de face 60 mm

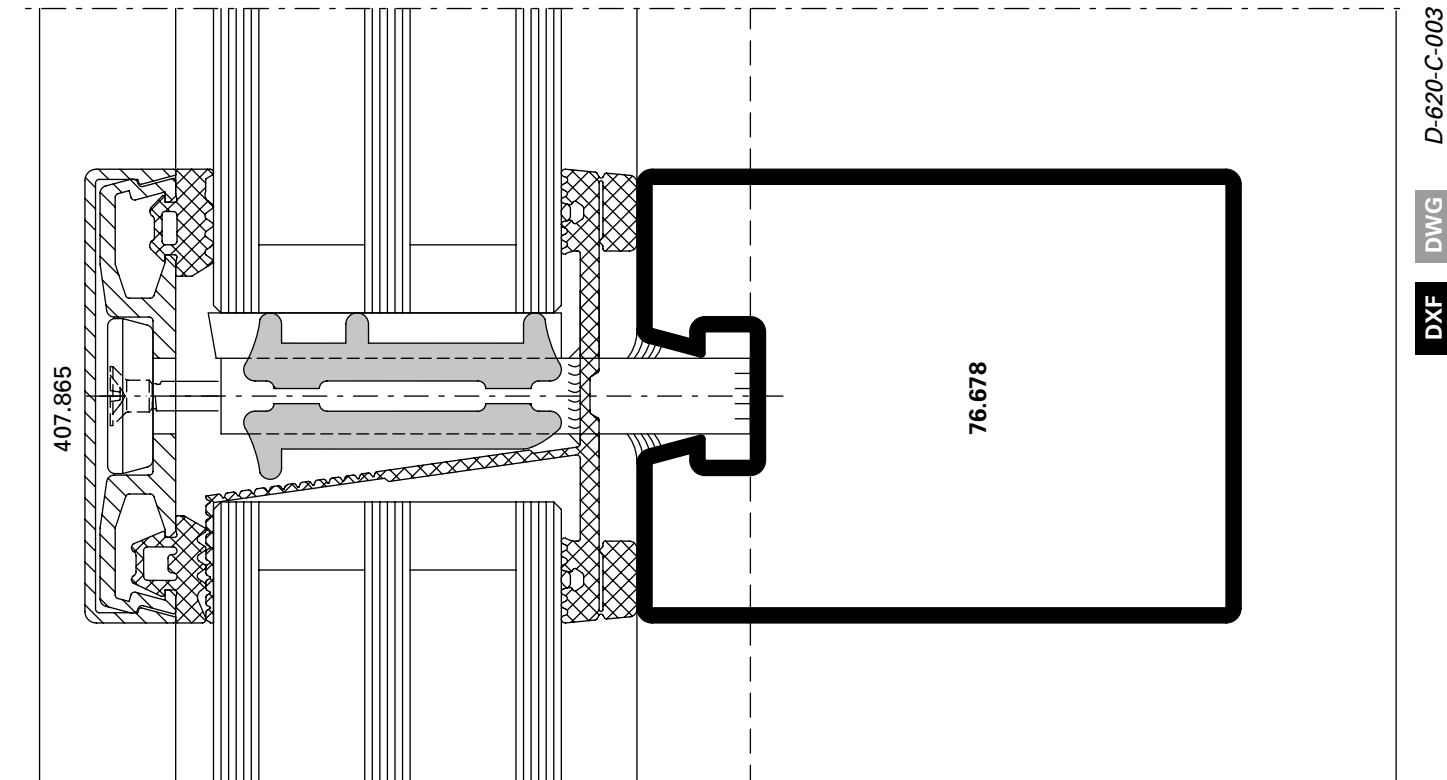
VISS HI
Detail of transom
Width 60 mm



DWG D-620-C-002

DWG

DXF



DWG D-620-C-003

DWG

DXF

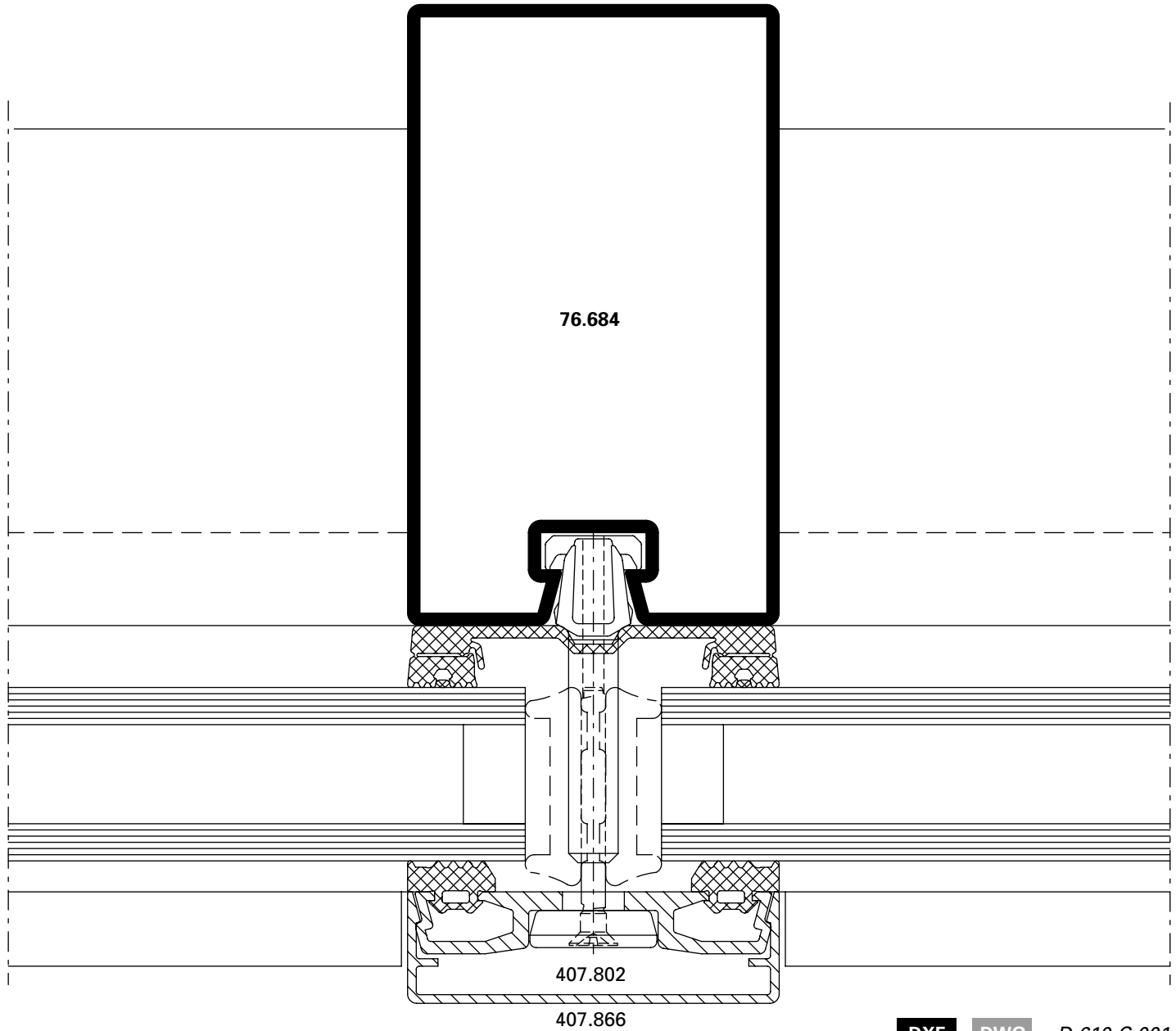
Schnittpunkte im Massstab 1:1
Coupe de détails à l'échelle 1:1
Section details on scale 1:1

VISS Fassade
VISS façade
VISS façade

Pfosten-Detail
Ansichtsbreite 60 mm

Détail du montant
Largeur de face 60 mm

Detail of mullion
Width 60 mm

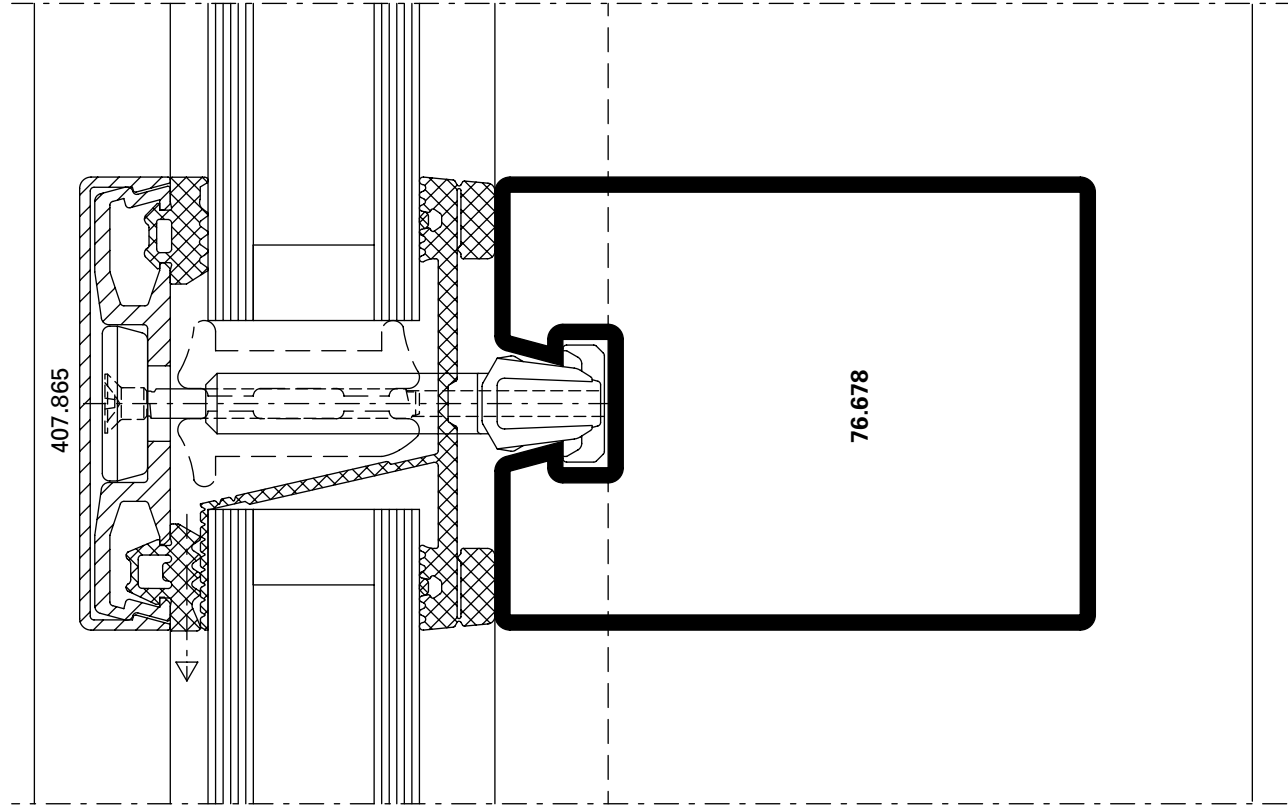


DXF **DWG** D-610-C-001

Riegel-Detail
Ansichtsbreite 60 mm

Détail de la traverse
Largeur de face 60 mm

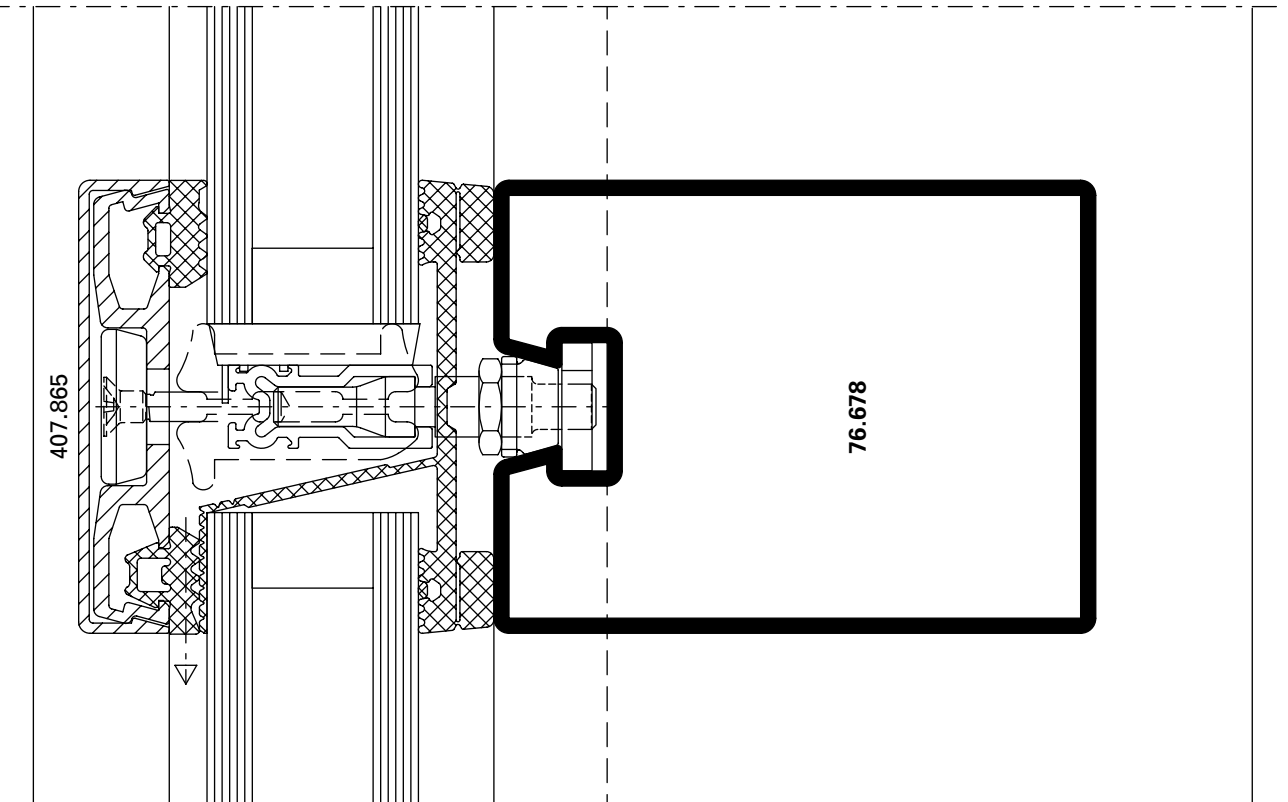
Detail of transom
Width 60 mm



DWG D-610-C-002

DWG

DXF



DWG D-610-C-003

DWG

DXF

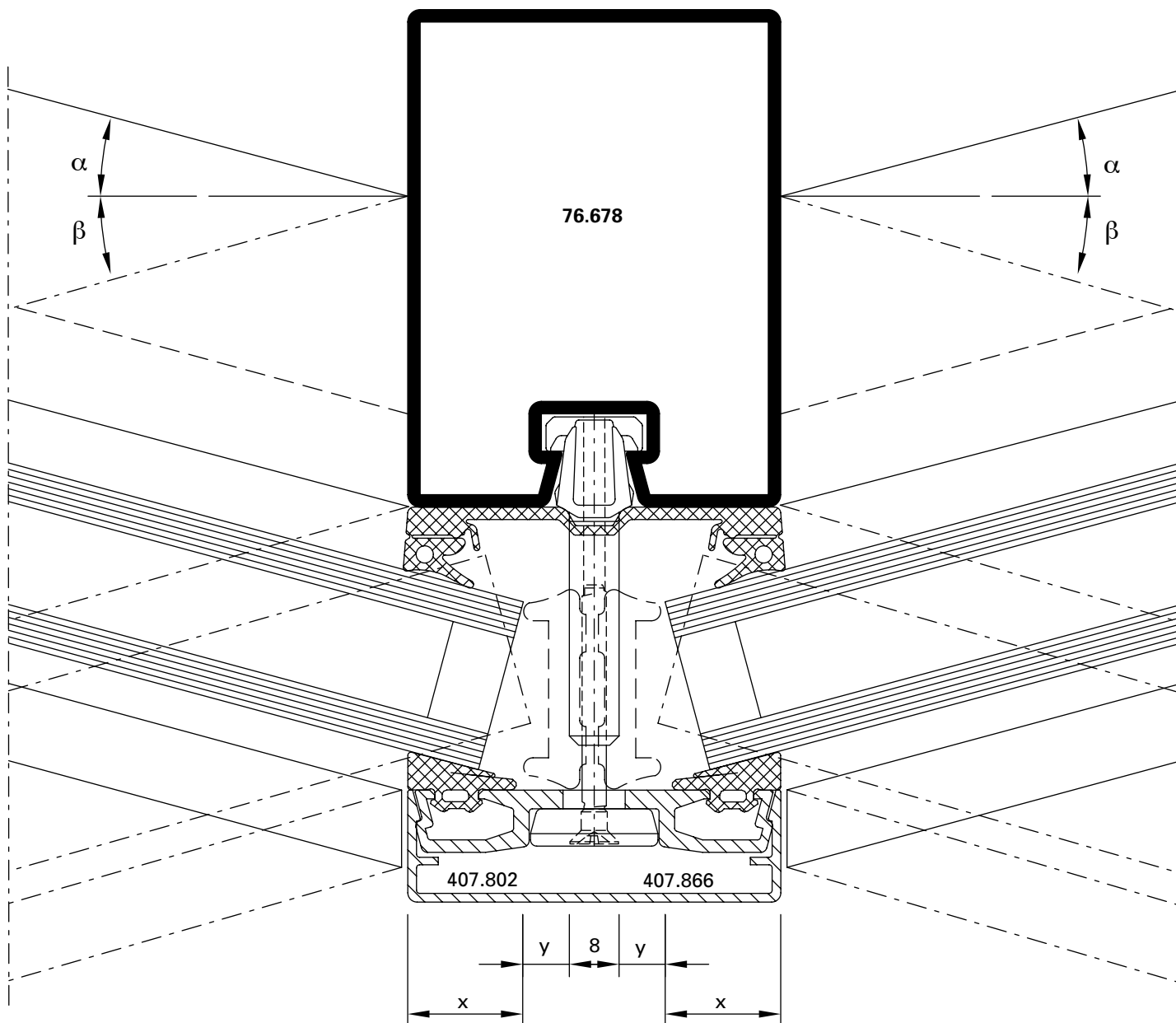
Schnittpunkte im Massstab 1:1
 Coupe de détails à l'échelle 1:1
 Section details on scale 1:1

VISS Fassade
 VISS façade
 VISS façade

Pfosten-Detail
 Segmentverglasung 60 mm

Détail du montant
 Vitrage segmenté 60 mm

Detail of mullion
 Segmental glazing, width 60 mm



DXF DWG D-610-C-004

α	Füllelement- dicke	x (max)	y (min)
β		mm	mm
0 – 5°	20 – 70 mm	21	5
5 – 10°	20 – 50 mm	21	5
10 – 15°	20 – 35 mm	21	5

α	Epaisseur du remplissage	x (max)	y (min)
β		mm	mm
0 – 5°	20 – 70 mm	21	5
5 – 10°	20 – 50 mm	21	5
10 – 15°	20 – 35 mm	21	5

α	Thickness of glass/panel	x (max)	y (min)
β		mm	mm
0 – 5°	20 – 70 mm	21	5
5 – 10°	20 – 50 mm	21	5
10 – 15°	20 – 35 mm	21	5

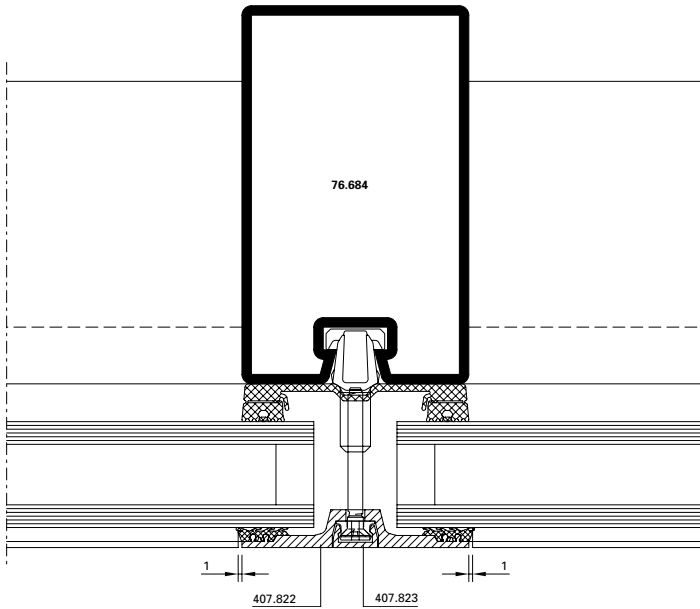
Schnittpunkte im Massstab 1:2
Coupe de détails à l'échelle 1:2
Section details on scale 1:2

VISS Fassade
VISS façade
VISS façade

Pfosten-Detail
Flaches Deckprofil
Ansichtsbreite 60 mm

Détail du montant
Profilé de recouvrement plat
Largeur de face 60 mm

Detail of mullion
Flat cover cap
Width 60 mm

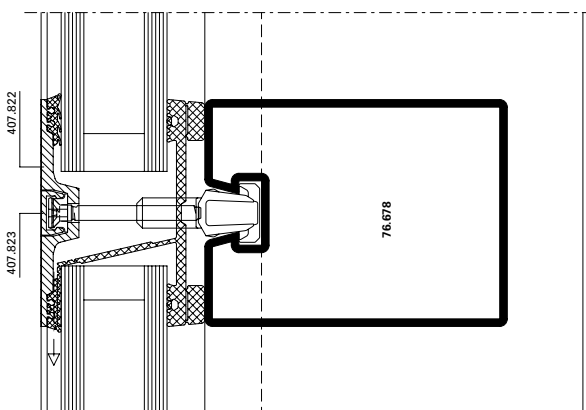


DXF **DWG** D-610-C-011

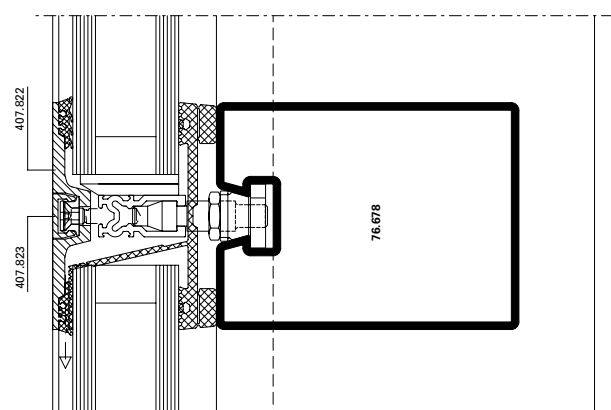
Riegel-Detail
Flaches Deckprofil
Ansichtsbreite 60 mm

Détail de la traverse
Profilé de recouvrement plat
Largeur de face 60 mm

Detail of transom
Flat cover cap
Width 60 mm



DXF **DWG** D-610-C-012



DXF **DWG** D-610-C-013

Schnittpunkte im Masstab 1:2

Coupe de détails à l'échelle 1:2

Section details on scale 1:2

VISS Fassade

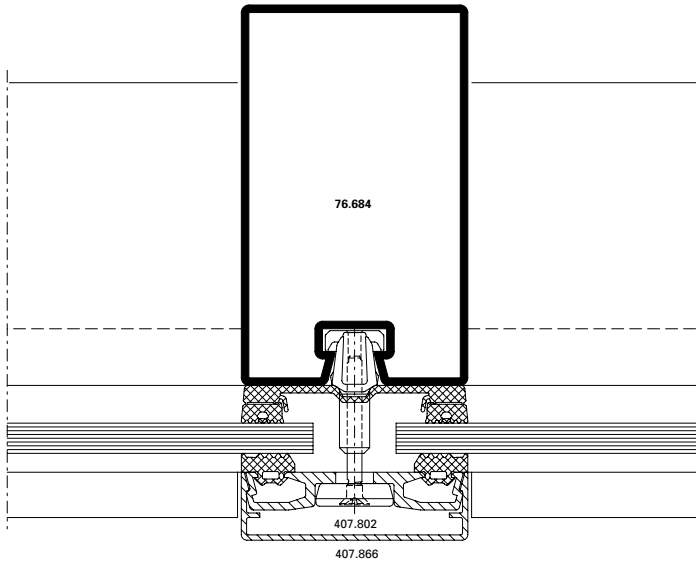
VISS façade

VISS façade

Pfosten-Detail
Einfachverglasung
Ansichtsbreite 60 mm

Détail du montant
Vitrage simple
Largeur de face 60 mm

Detail of mullion
Single glazing
Width 60 mm



DXF

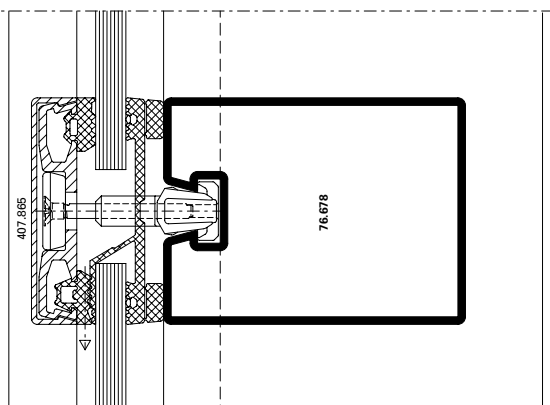
DWG

D-610-C-008

Riegel-Detail
Einfachverglasung
Ansichtsbreite 60 mm

Détail de la traverse
Vitrage simple
Largeur de face 60 mm

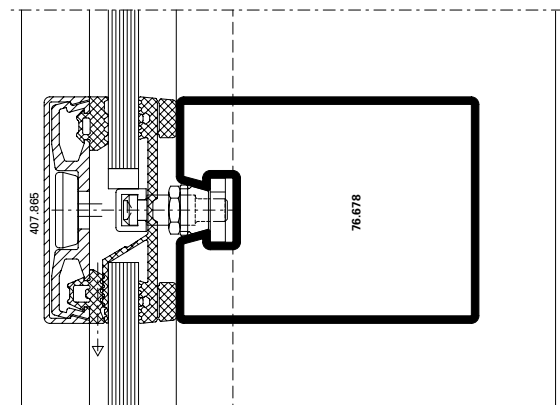
Detail of transom
Single glazing
Width 60 mm



D-610-C-009

DWG

DXF



D-610-C-010

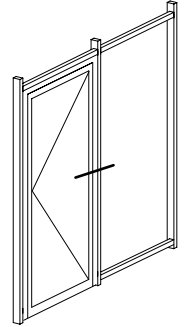
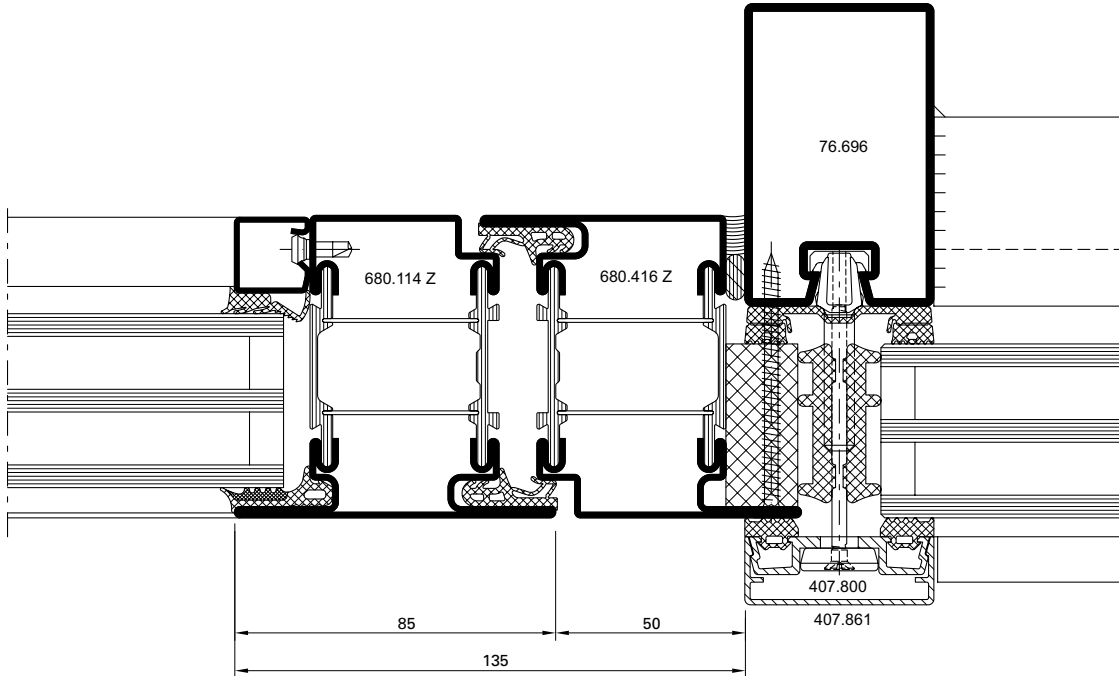
DWG

DXF

Einsatzelement
 Janisol HI Türe

Élément de remplissage
 Porte Janisol HI

Infill element
 Janisol HI door



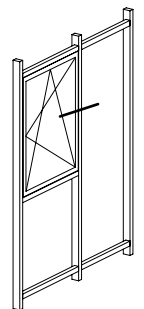
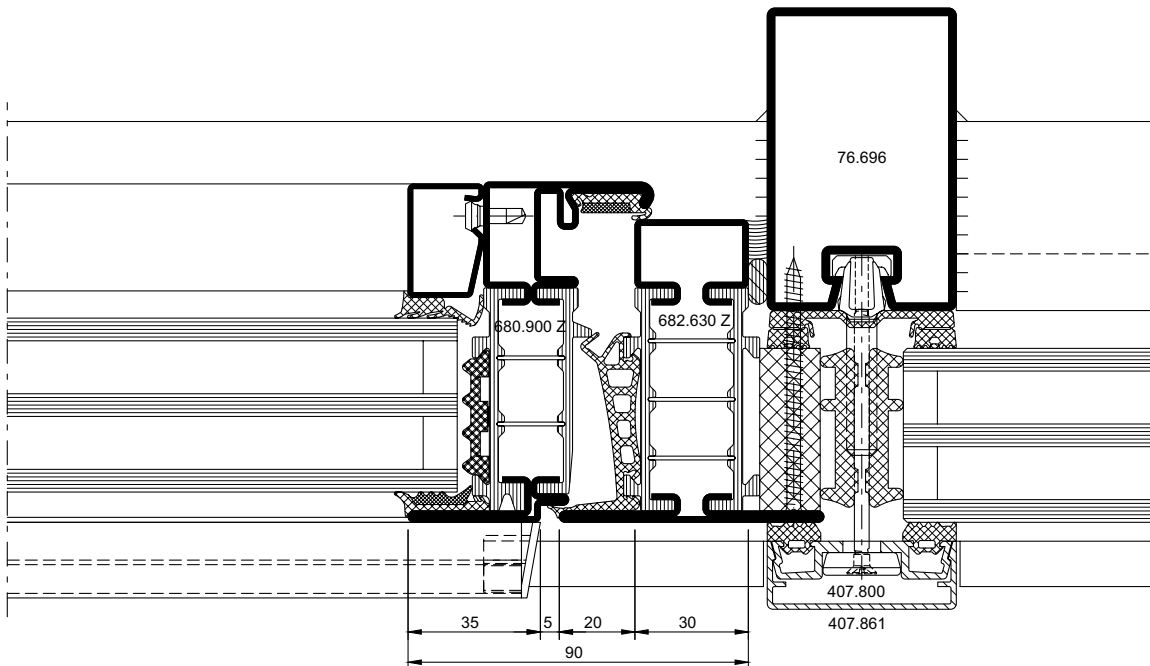
DXF DWG

D-160-A-012

Einsatzelement
 Janisol HI Fenster

Élément de remplissage
 Fenêtre Janisol HI

Infill element
 Janisol HI window



DXF DWG

D-161-A-022

* Bei grossen, schweren und/oder stark frequentierten Türanlagen ist eine zusätzliche Verschraubung im Bandbereich erforderlich.

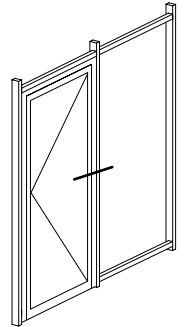
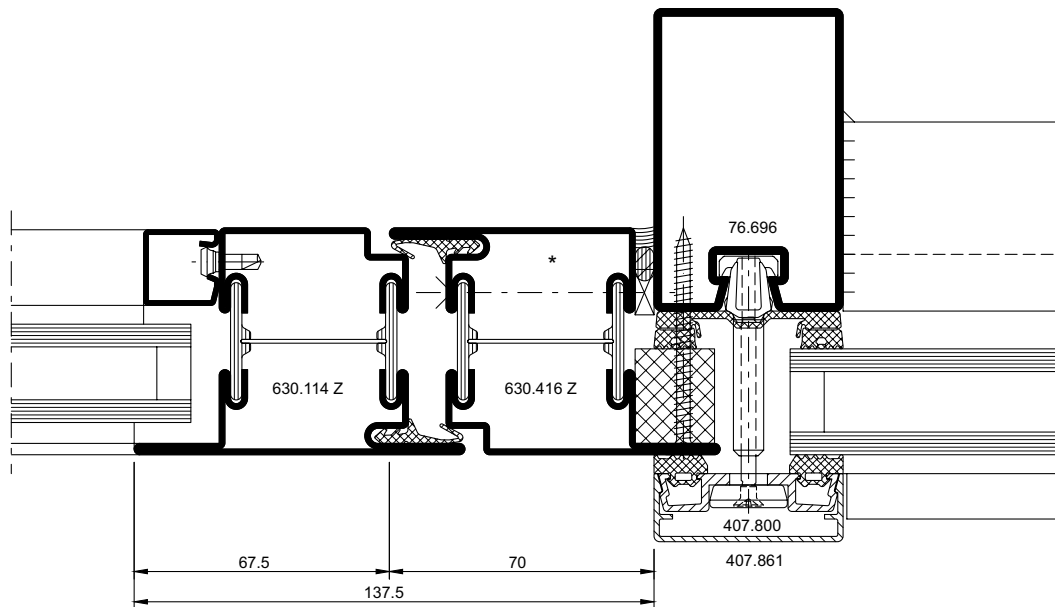
* Pour les portes lourdes de grandes dimensions et/ou fortement fréquentées, un vissage supplémentaire au niveau des paumelles est nécessaire.

* for large heavy and/or frequently used door systems, additional screw connections are required in the hinge area.

Einsatzelement
 Janisol Türe

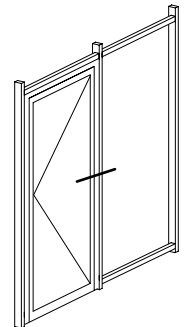
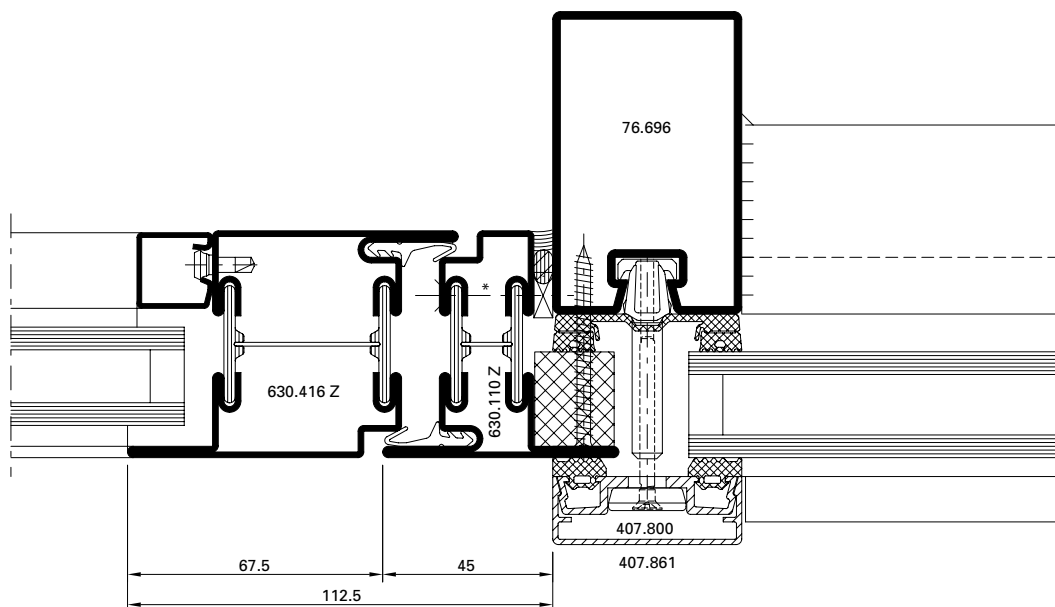
Élément de remplissage
 Porte Janisol

Infill element
 Janisol door



DXF DWG

D-510-K-015



DXF DWG

D-510-K-007

* Bei grossen, schweren und/oder stark frequentierten Türanlagen ist eine zusätzliche Verschraubung im Bandbereich erforderlich.

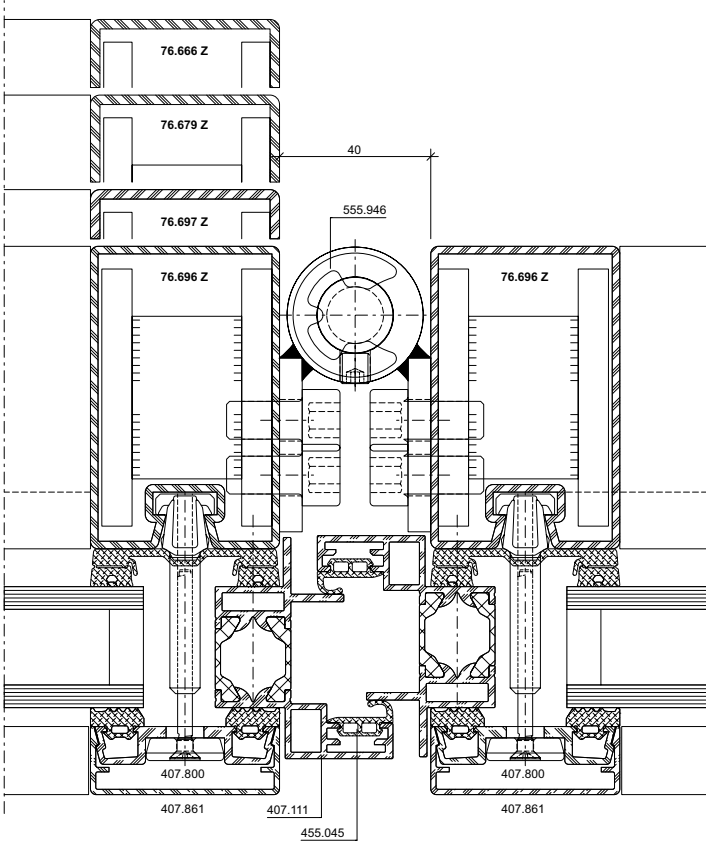
* Pour les portes lourdes de grandes dimensions et/ou fortement fréquentées, un vissage supplémentaire au niveau des paumelles est nécessaire.

* for large heavy and/or frequently used door systems, additional screw connections are required in the hinge area.

Einsatzelement
VISS Drehtüre

Élément de remplissage
Porte à la française VISS

Infill element
VISS side-hung door



DXF

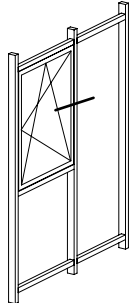
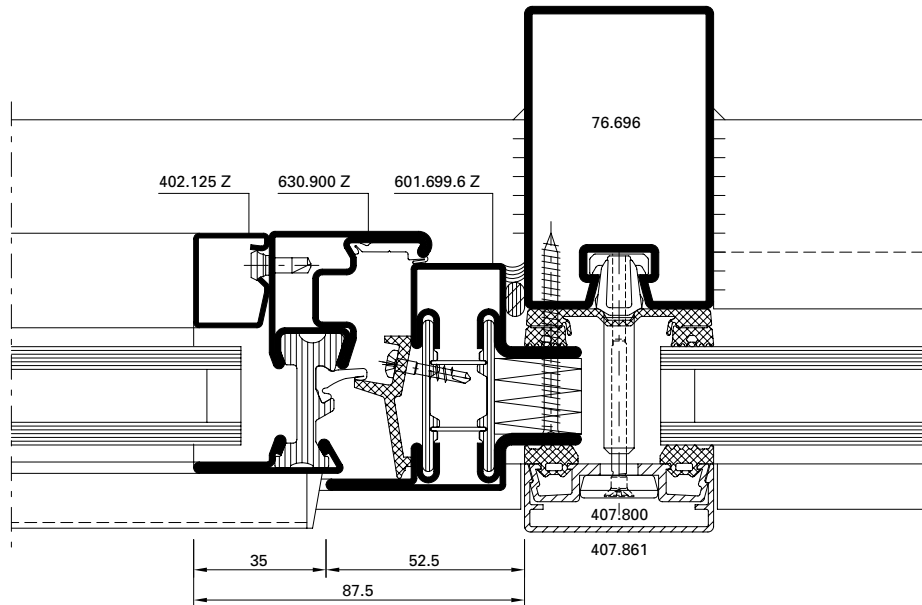
DWG

51-0208-C-001

Einsatzelement
 Fenster Janisol Primo

Élément de remplissage
 Fenêtre Janisol Primo

Infill element
 Janisol Primo window



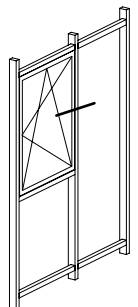
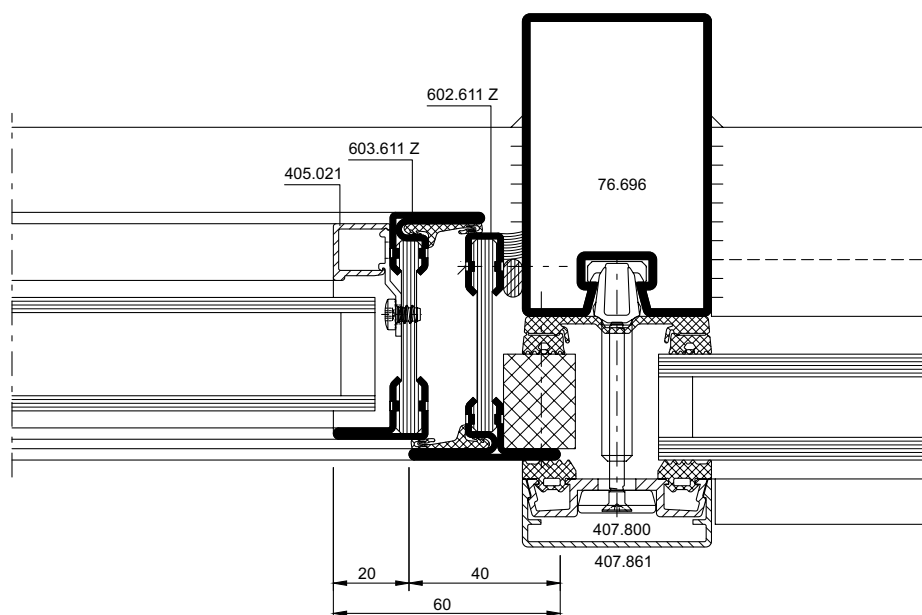
DXF **DWG**

D-510-K-001

Einsatzelement
 Janisol Arte

Élément de remplissage
 Janisol Arte

Infill element
 Janisol Arte



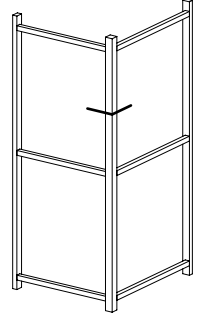
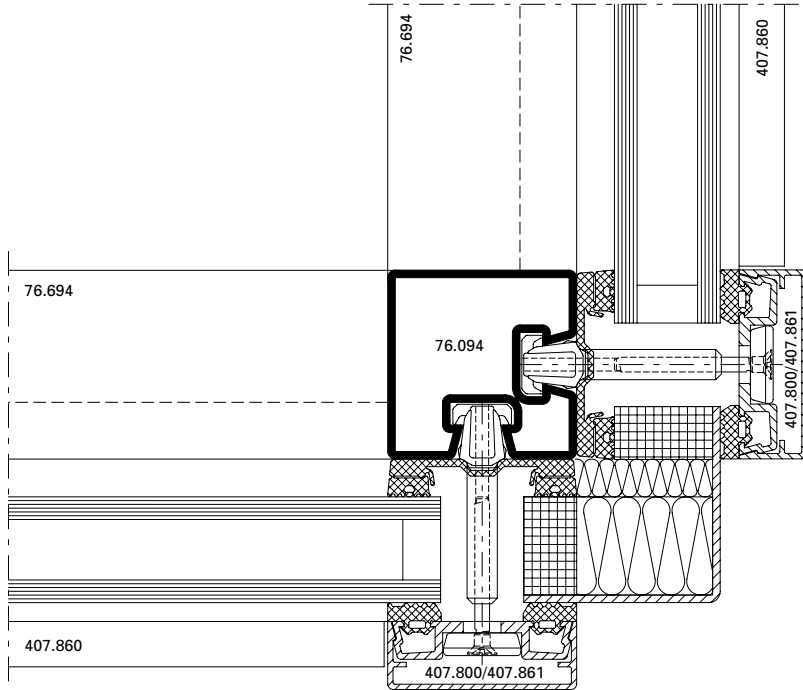
DXF **DWG**

D-510-K-016

Aussenecke 90°

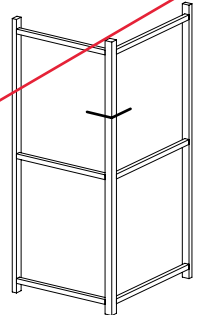
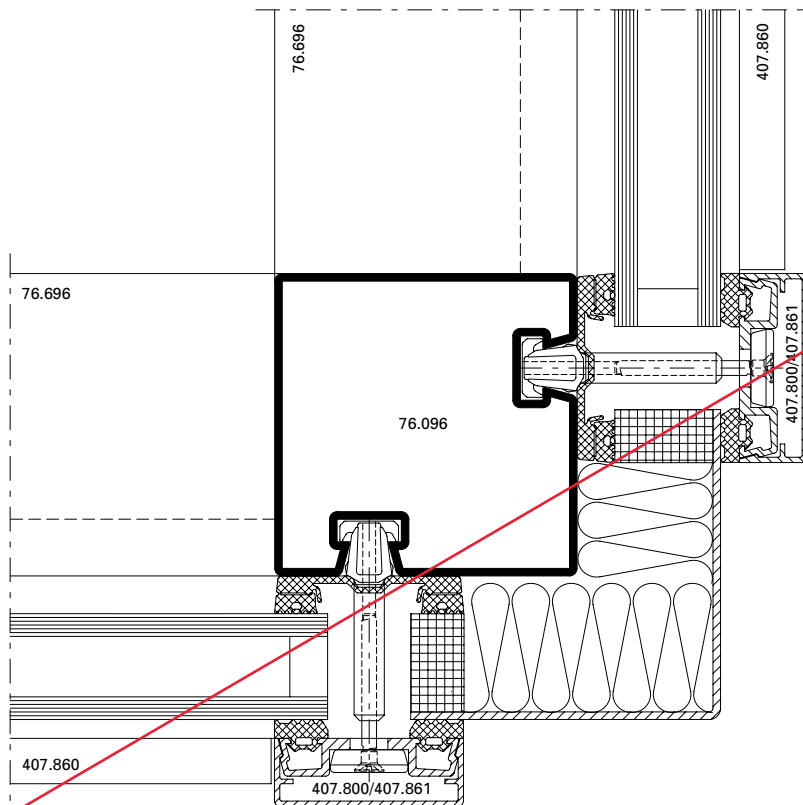
Angle extérieur 90°

Outer corner 90°



DXF DWG

D-510-K-011



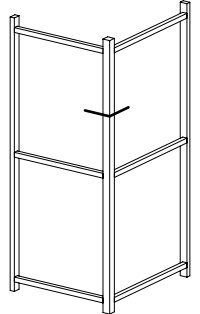
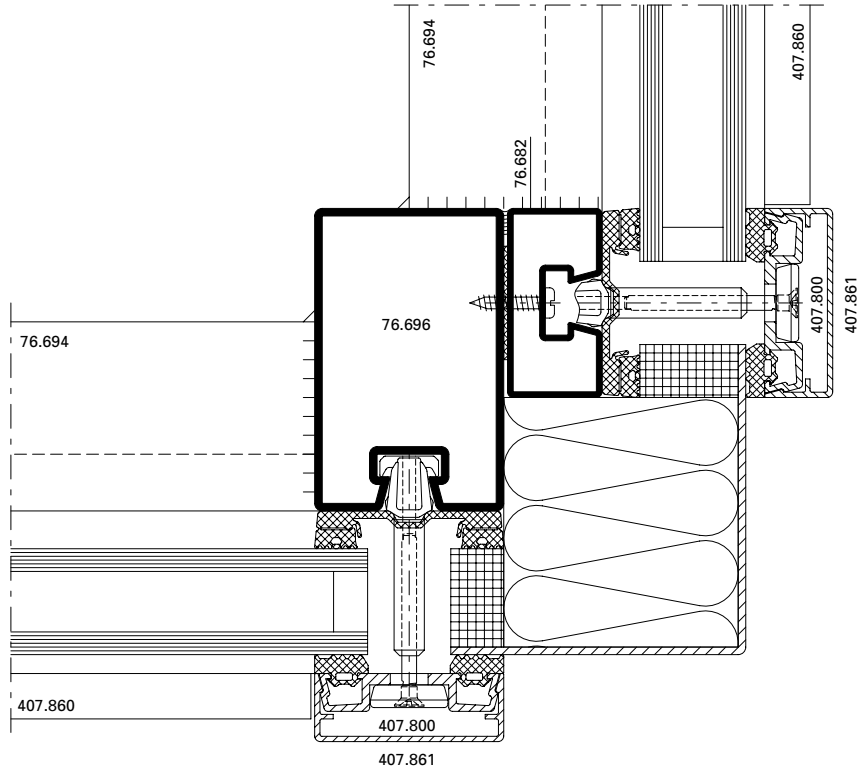
DXF DWG

D-510-K-012

Aussenecke 90°

Angle extérieur 90°

Outer corner 90°



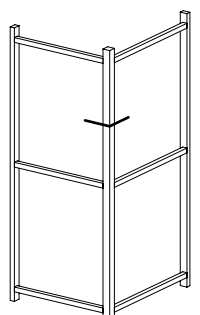
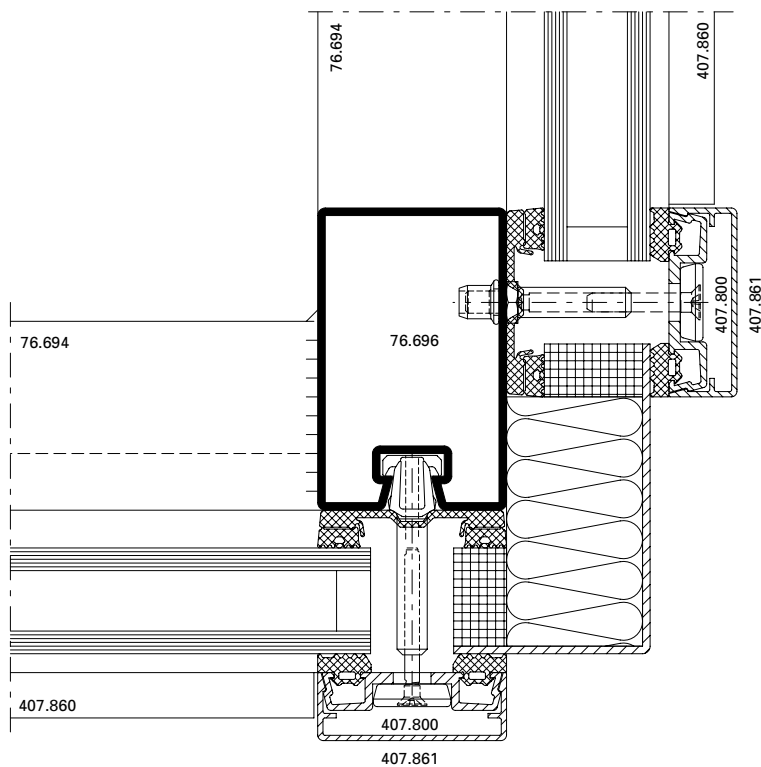
DXF DWG

D-510-K-005

Aussenecke 90°
 (Kombination mit VISS Basic)

Angle extérieur 90°
 (en combinaison avec VISS Basic)

Outer corner 90°
 (in combination with VISS Basic)



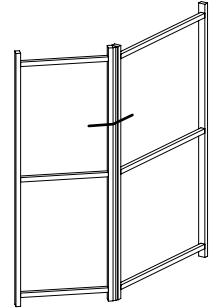
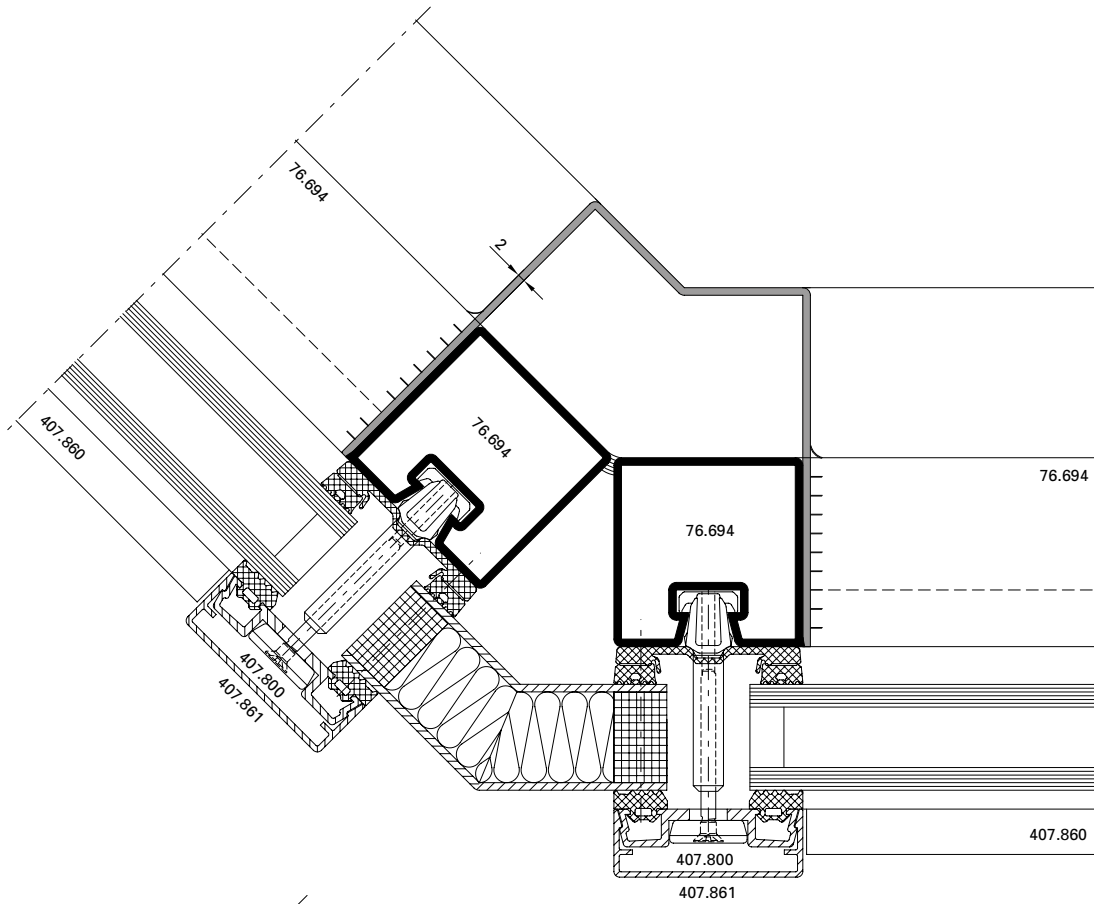
DXF DWG

D-510-K-010

Aussenecke 135°

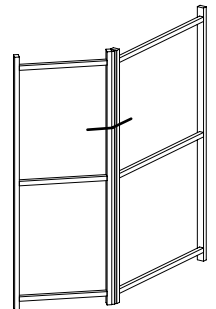
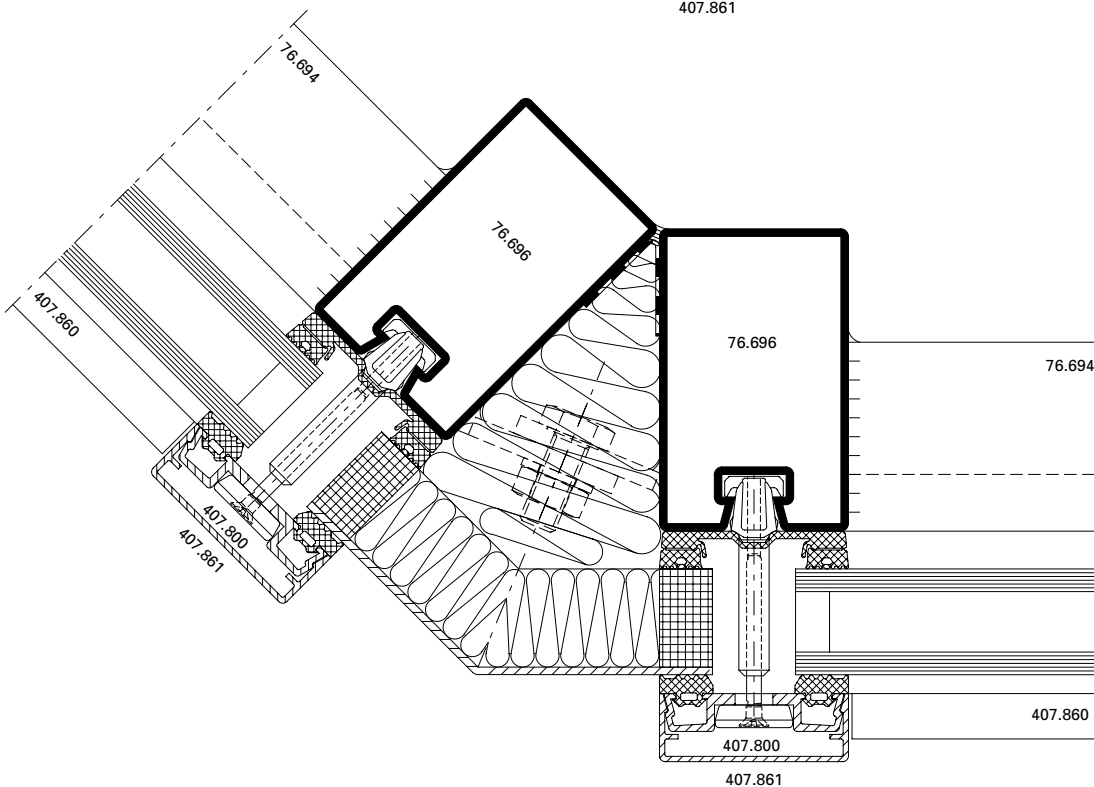
Angle extérieur 135°

Outer corner 135°



DXF DWG

D-510-K-003



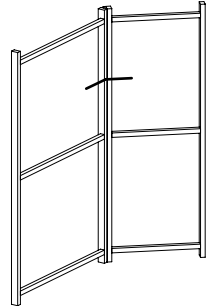
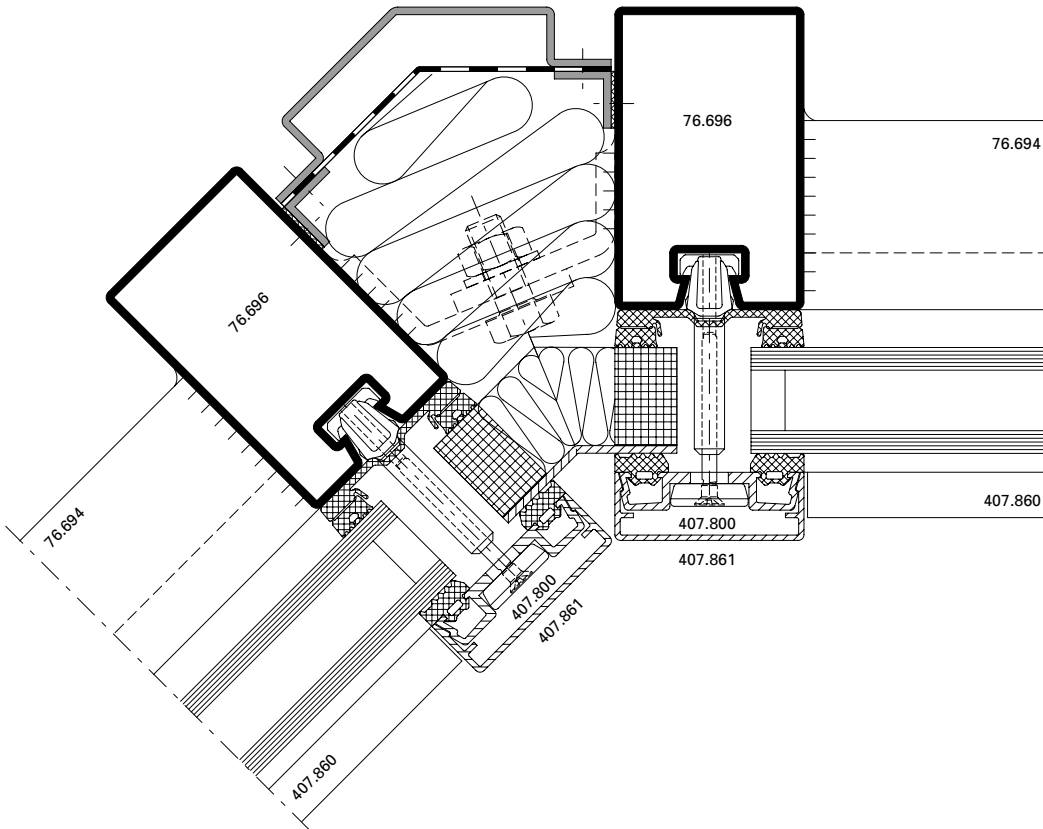
DXF DWG

D-510-K-004

Innenecke 135°

Angle intérieur 135°

Inner corner 135°



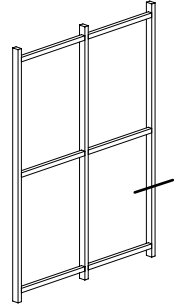
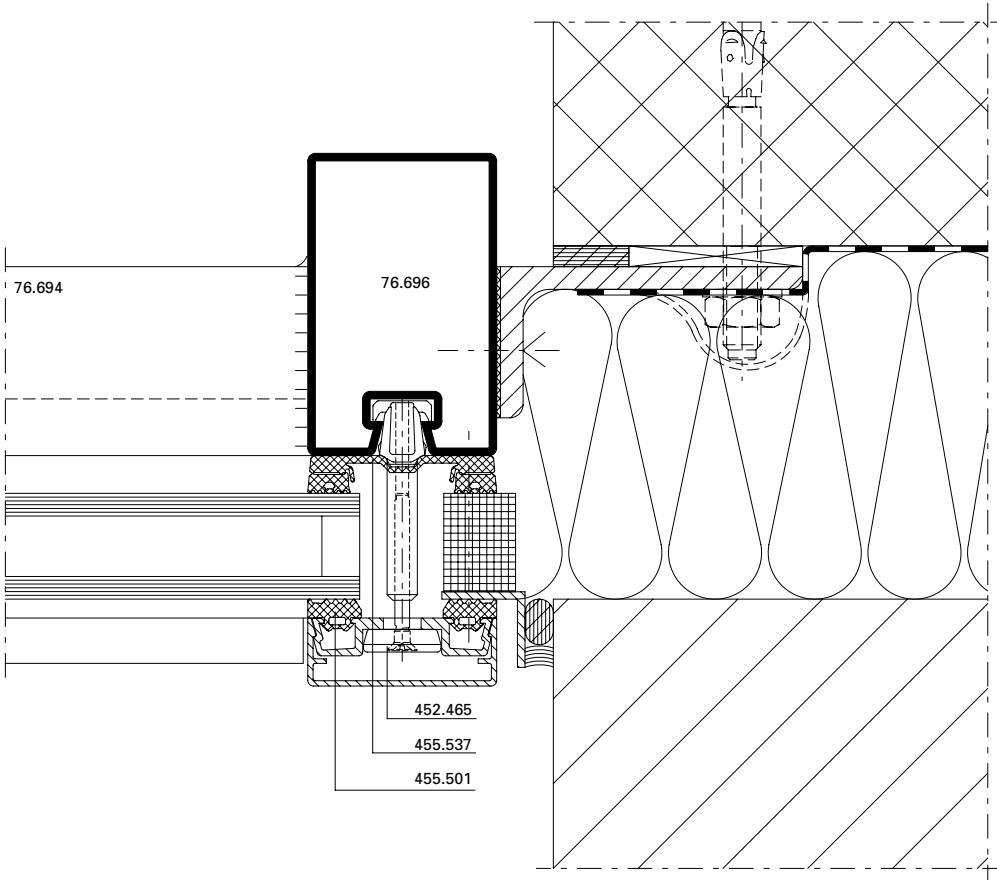
DXF

DWG

D-510-K-009

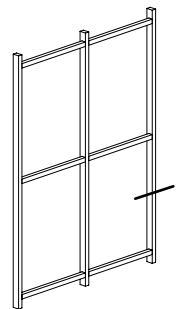
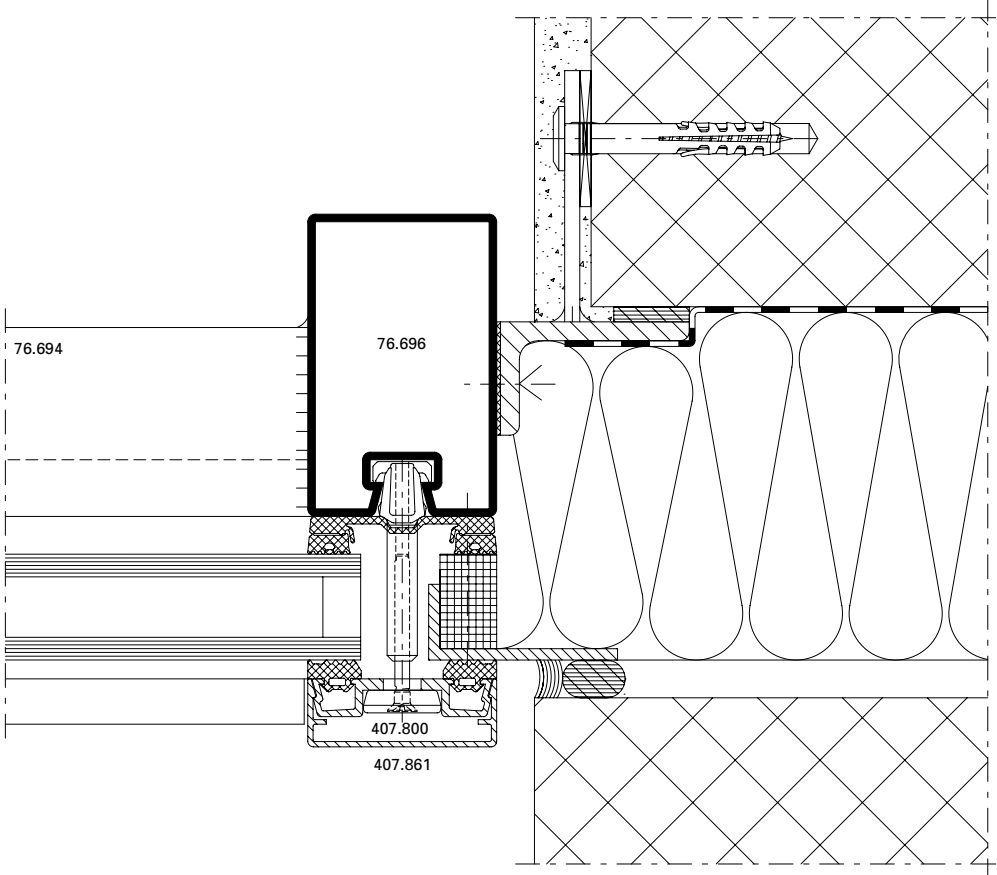
Anschlüsse am Bau im Massstab 1:2
Raccords au mur à l'échelle 1:2
Attachment to structure on scale 1:2

VISS Fassade
VISS façade
VISS façade



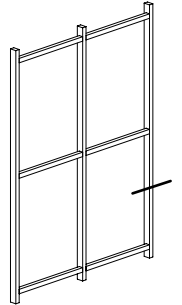
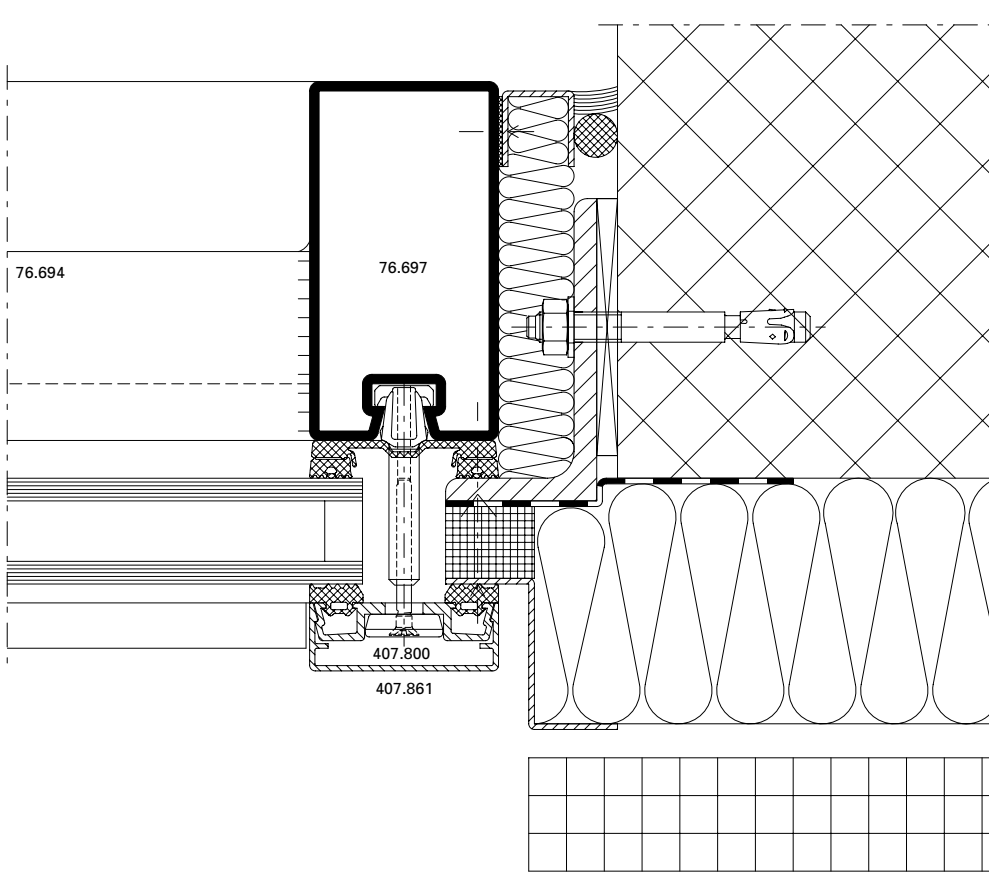
DXF DWG

D-510-A-001



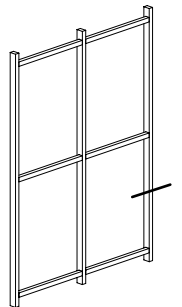
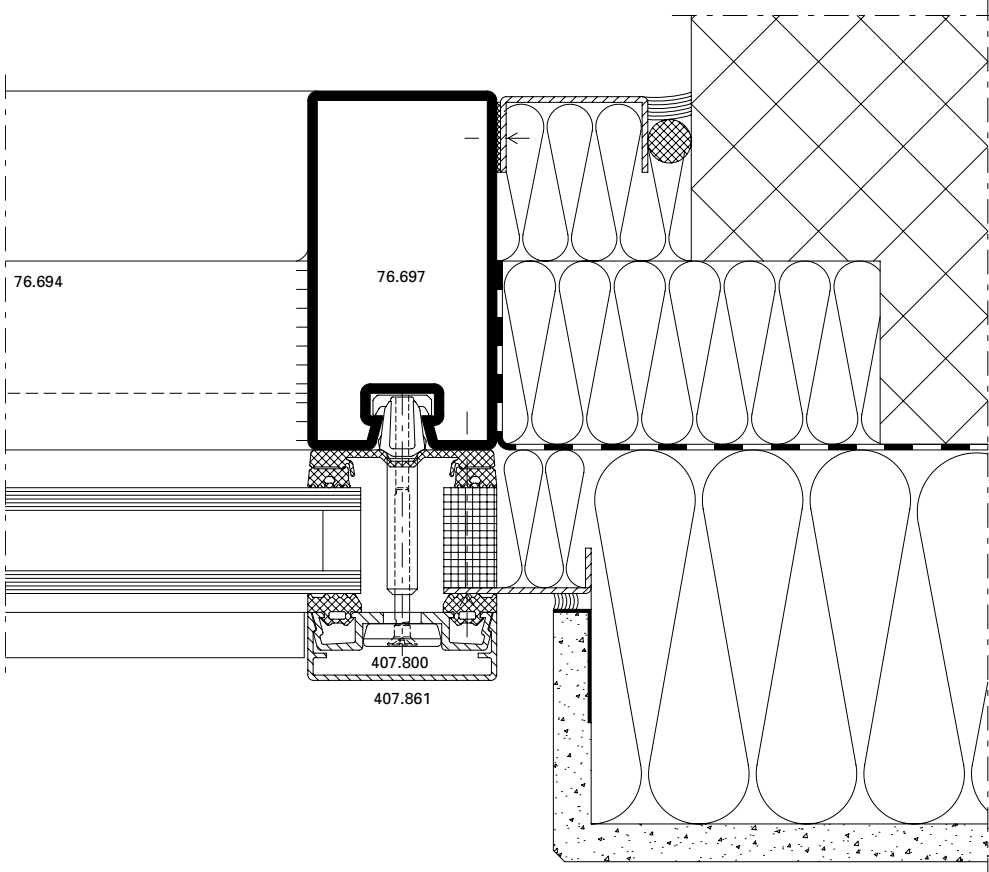
DXF DWG

D-510-A-002



DXF DWG

D-510-A-003

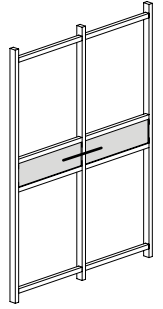
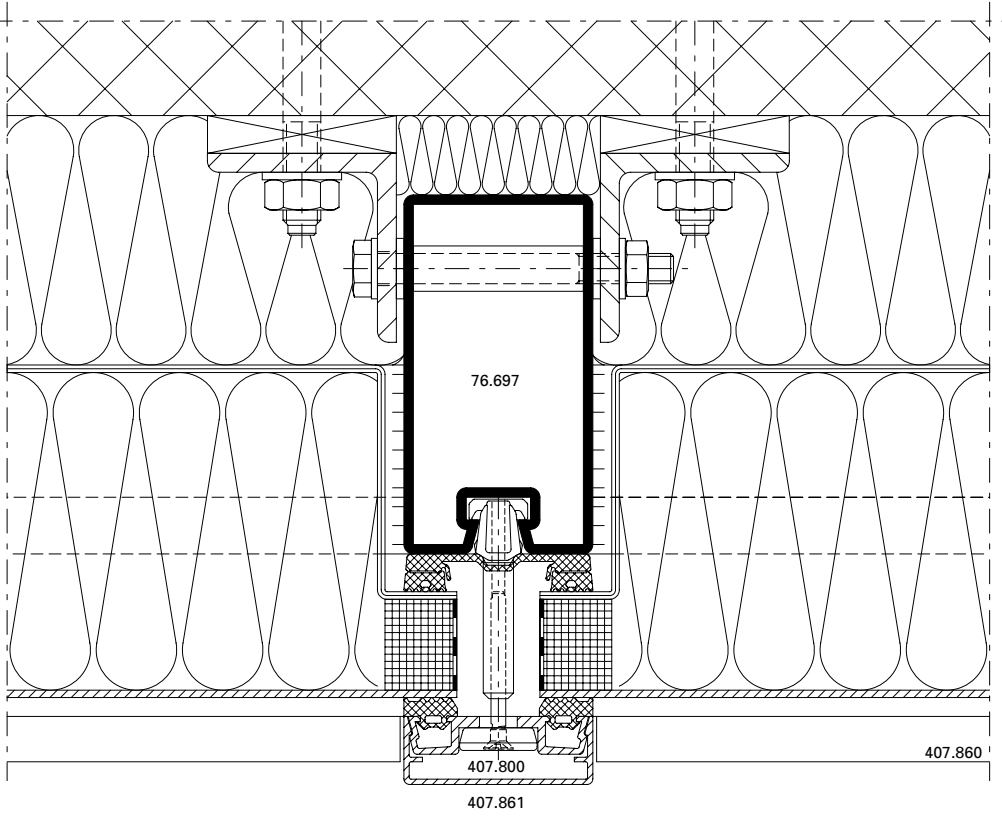


DXF DWG

D-510-A-004

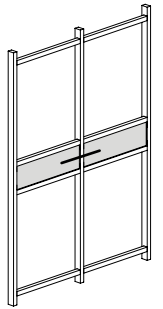
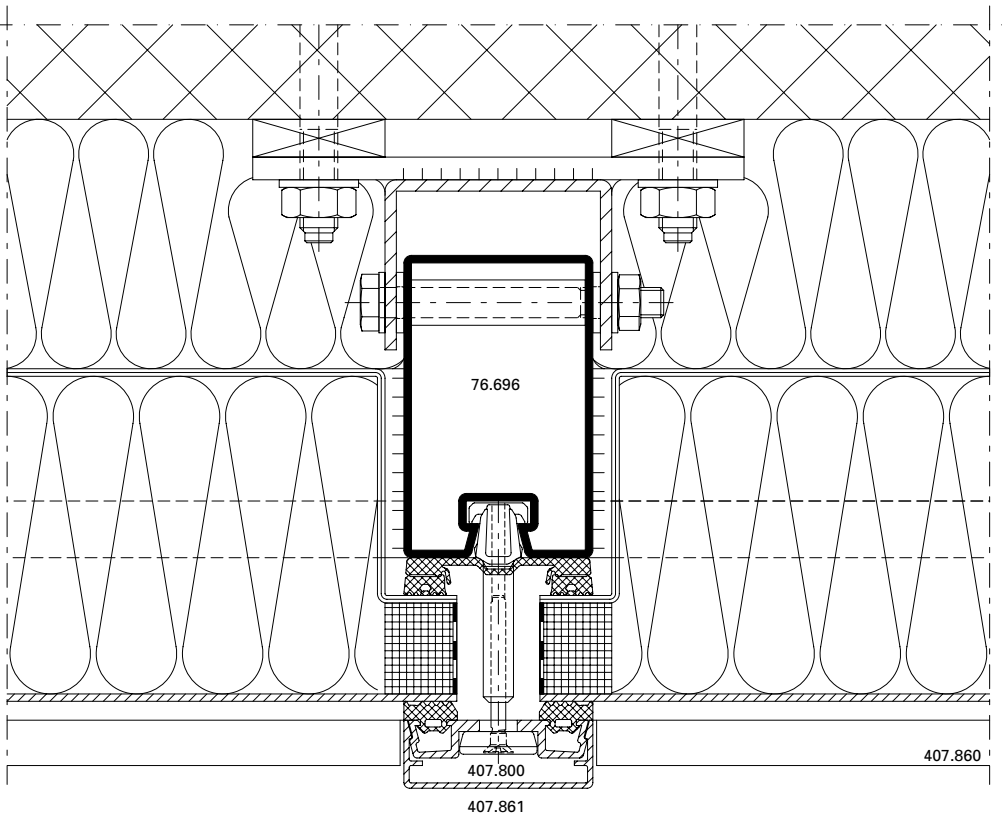
Anschlüsse am Bau im Massstab 1:2
Raccords au mur à l'échelle 1:2
Attachment to structure on scale 1:2

VISS Fassade
VISS façade
VISS façade



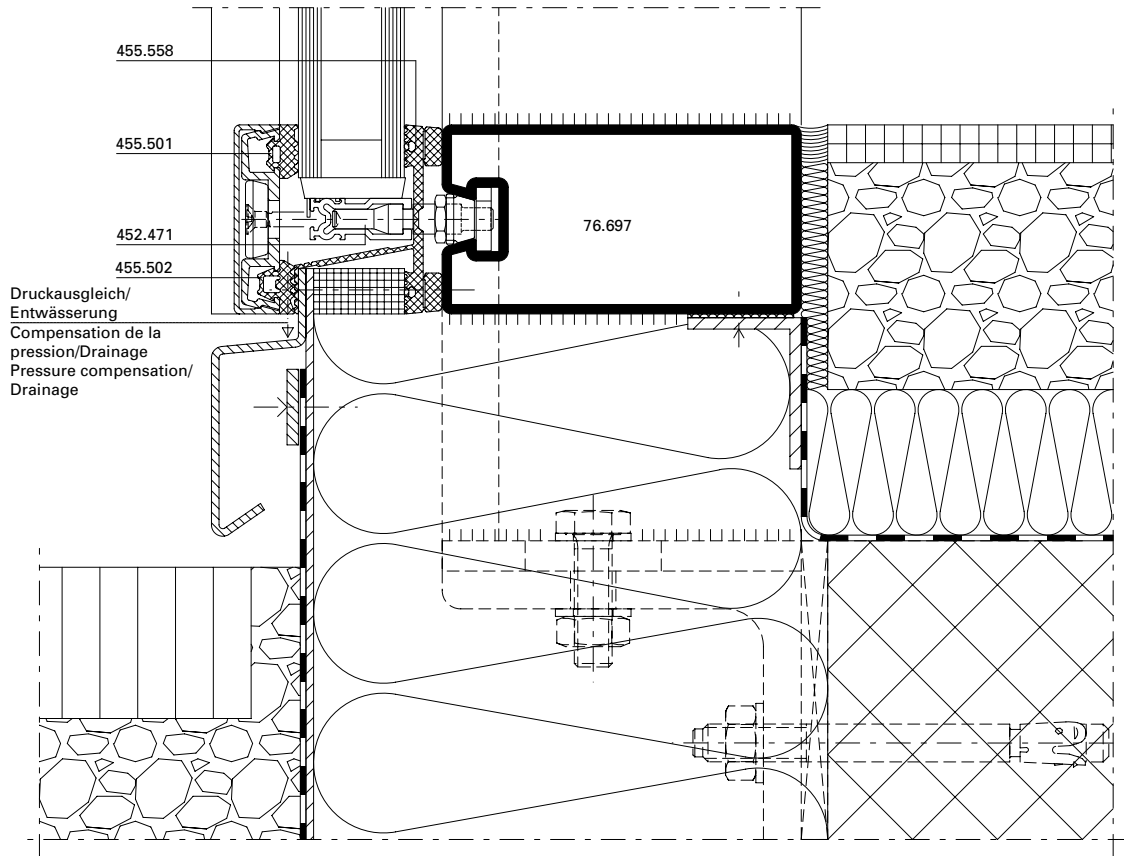
DXF **DWG**

D-510-A-005



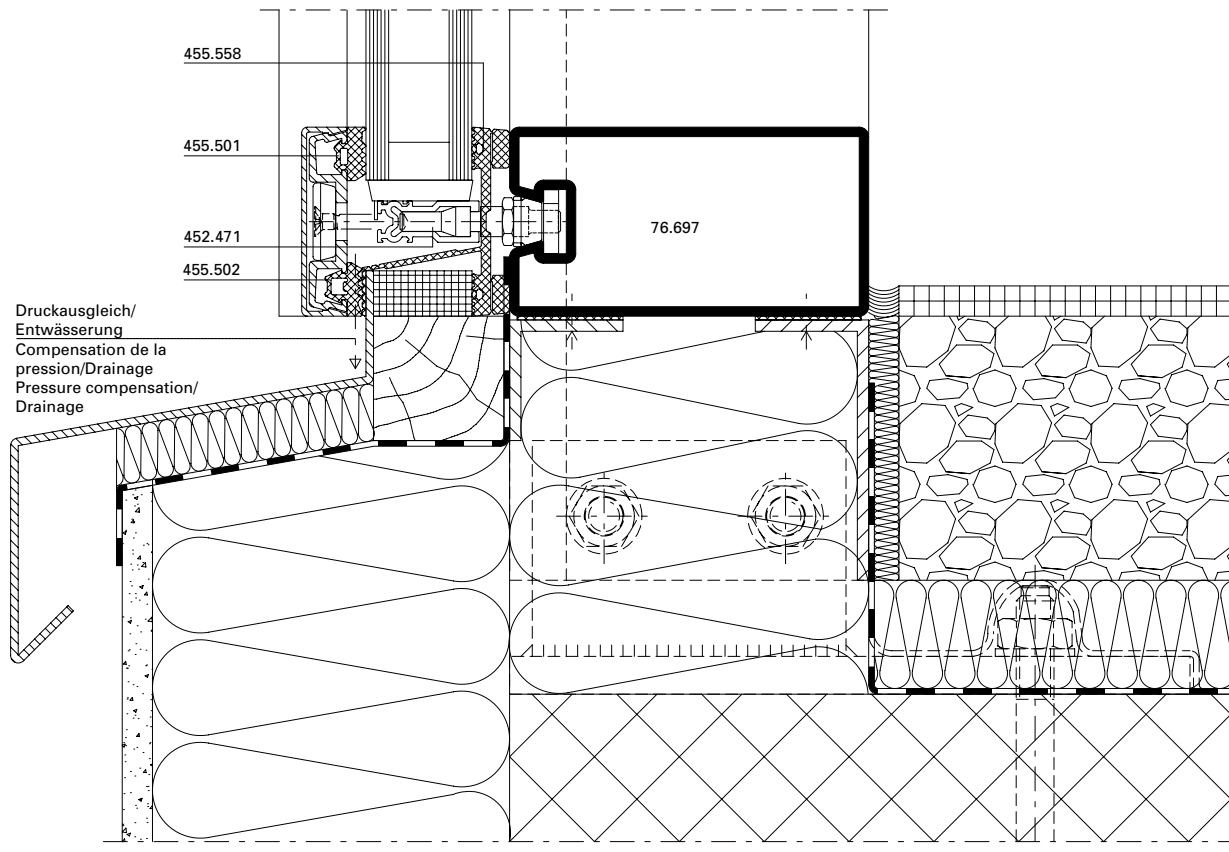
DXF **DWG**

D-510-A-006



DXF DWG

D-510-A-007

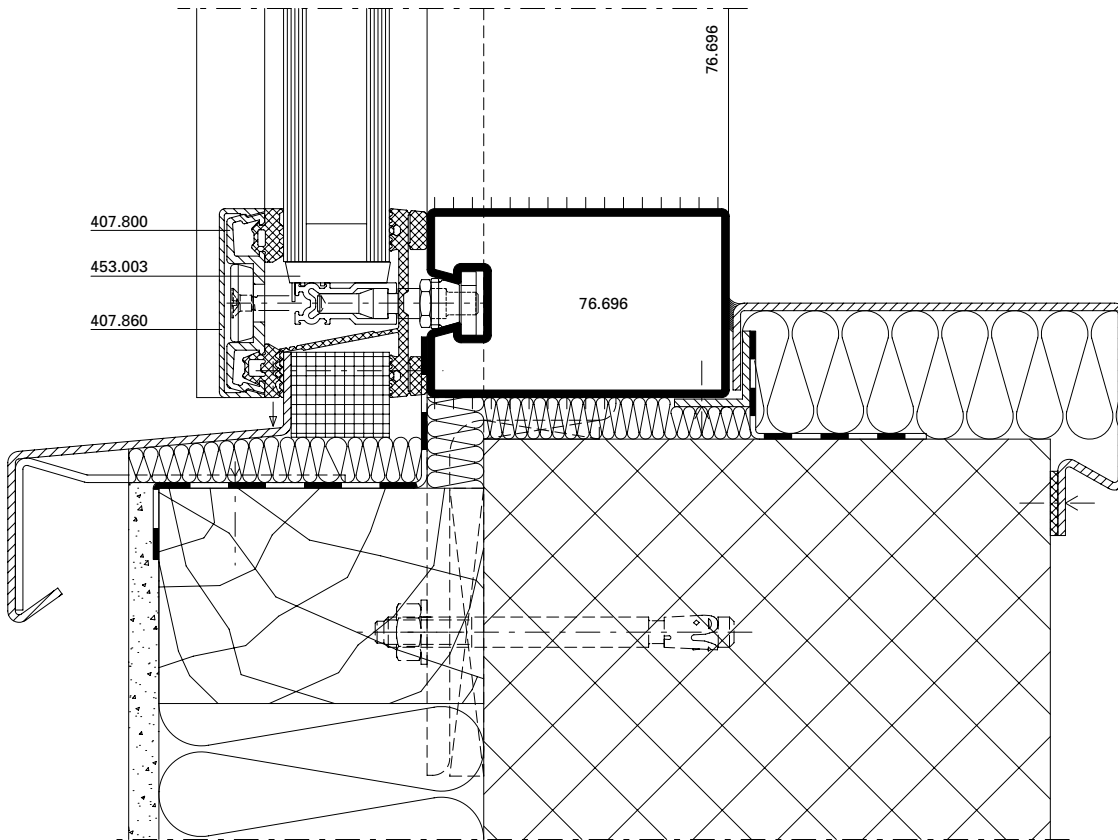


DXF DWG

D-510-A-008

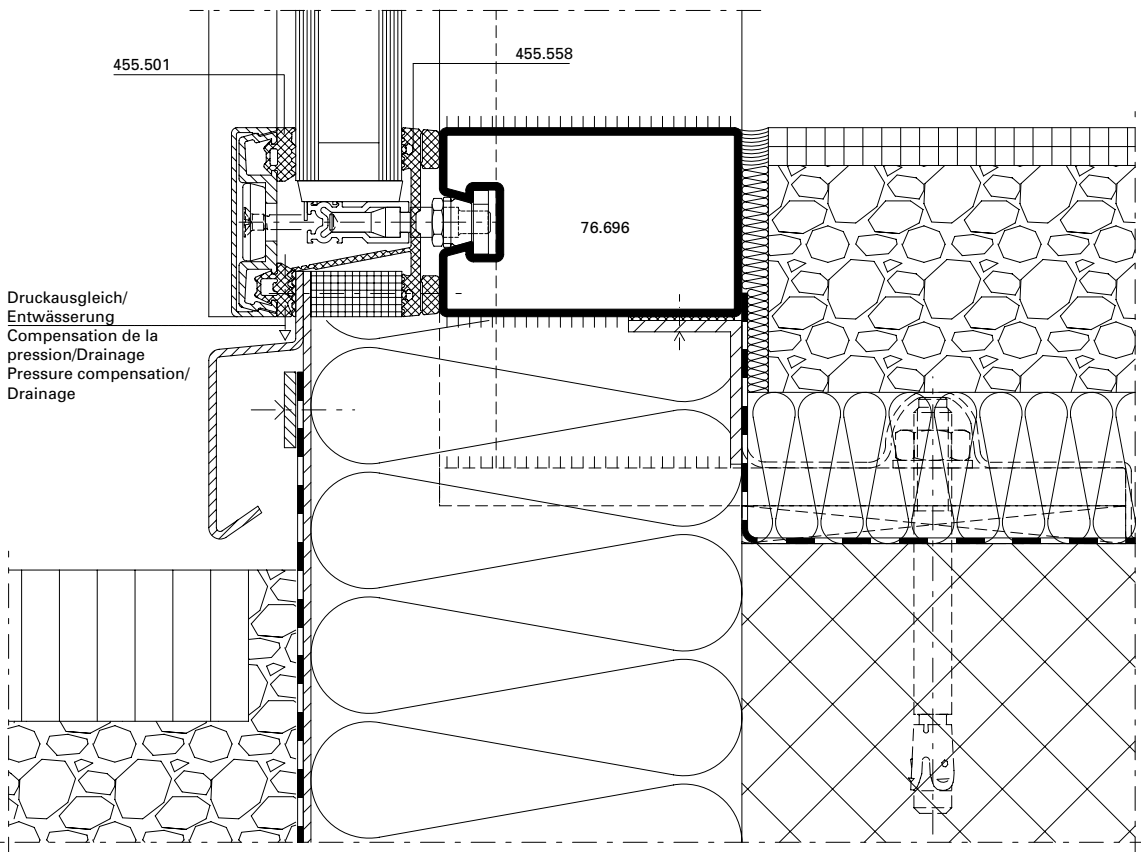
Anschlüsse am Bau im Massstab 1:2
Raccords au mur à l'échelle 1:2
Attachment to structure on scale 1:2

VISS Fassade
VISS façade
VISS façade



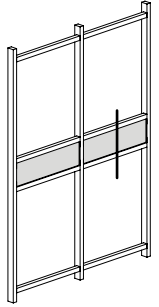
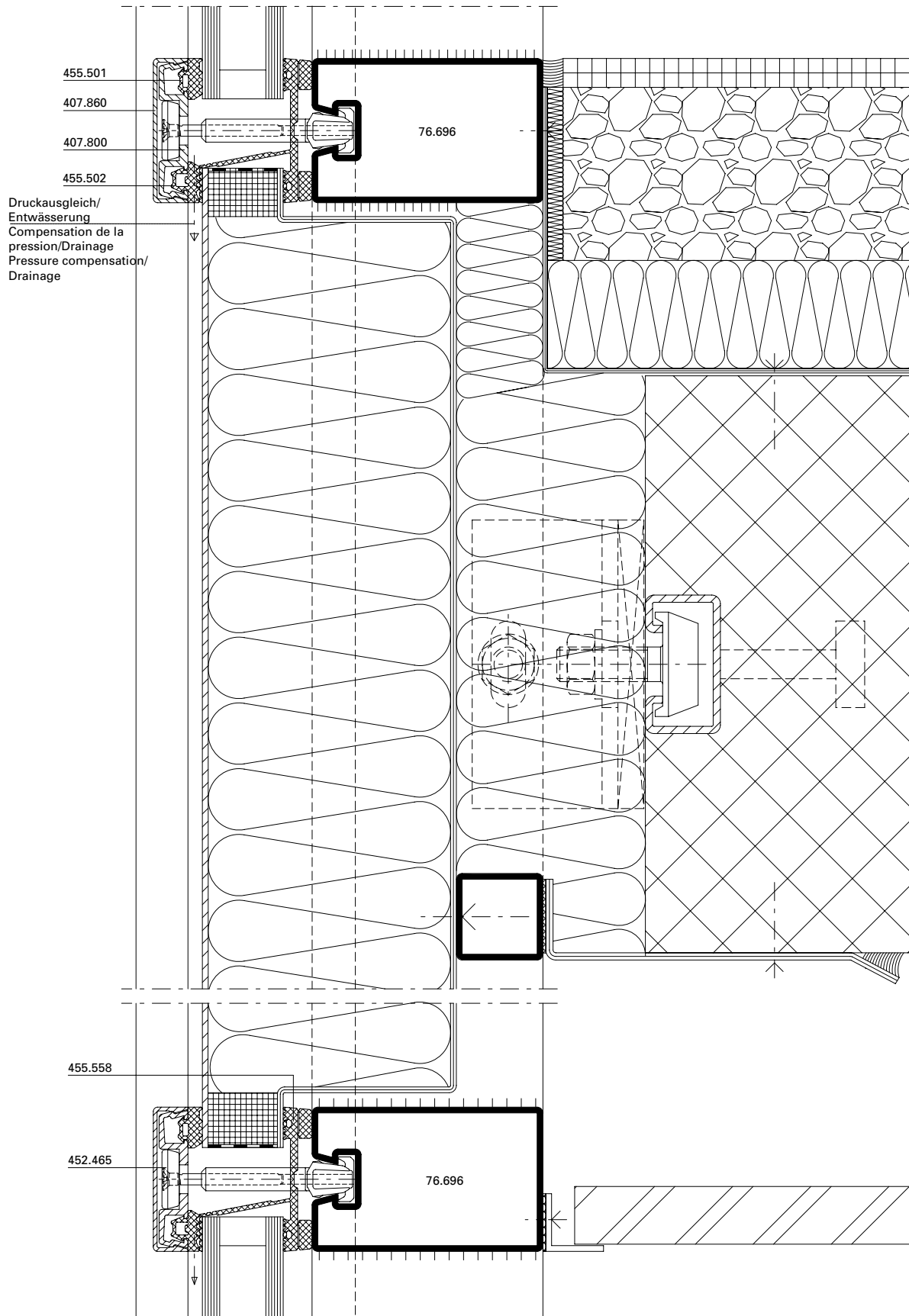
DXF DWG

D-510-A-009



DXF DWG

D-510-A-010

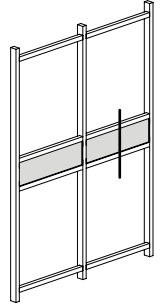
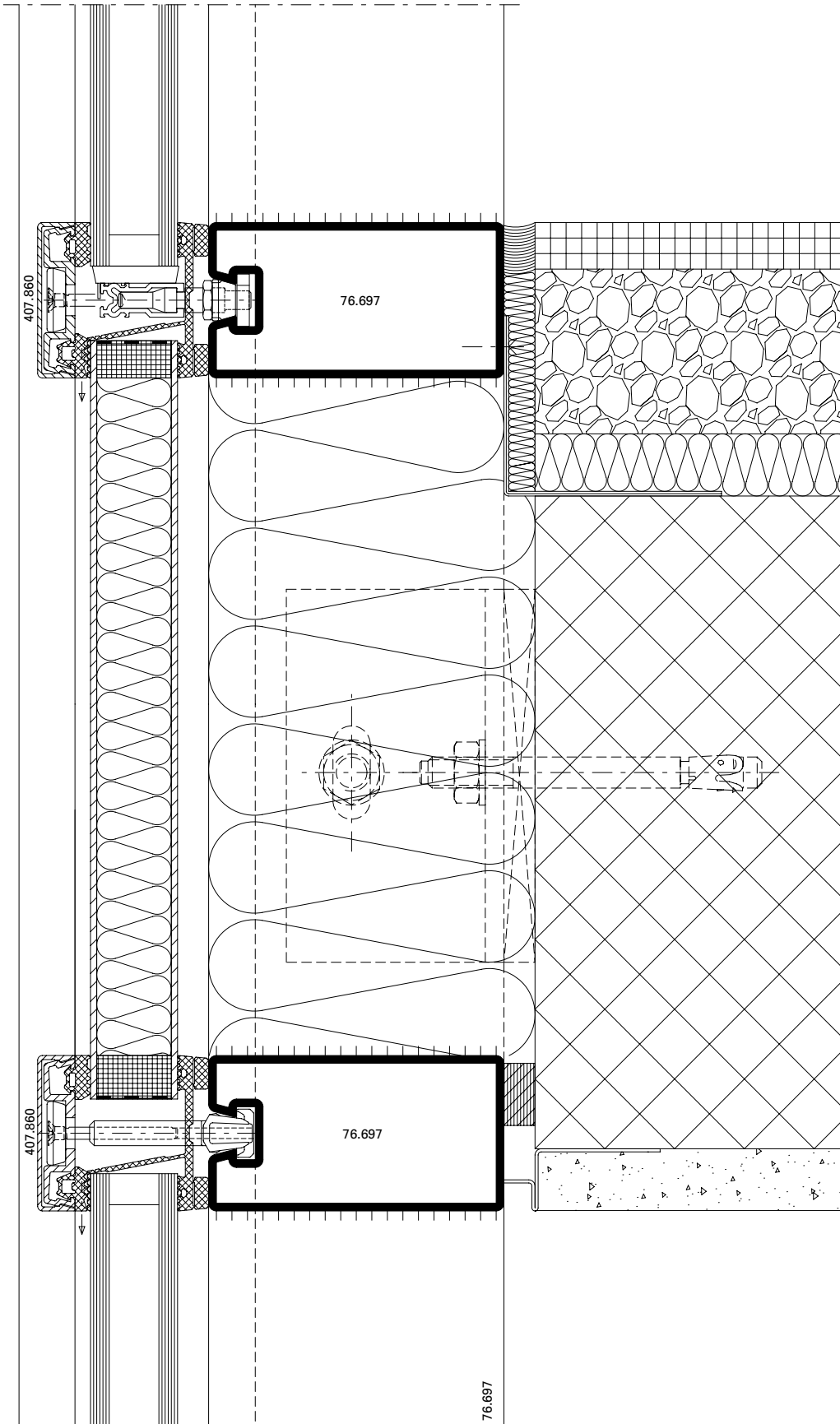


DXF DWG

D-510-A-011

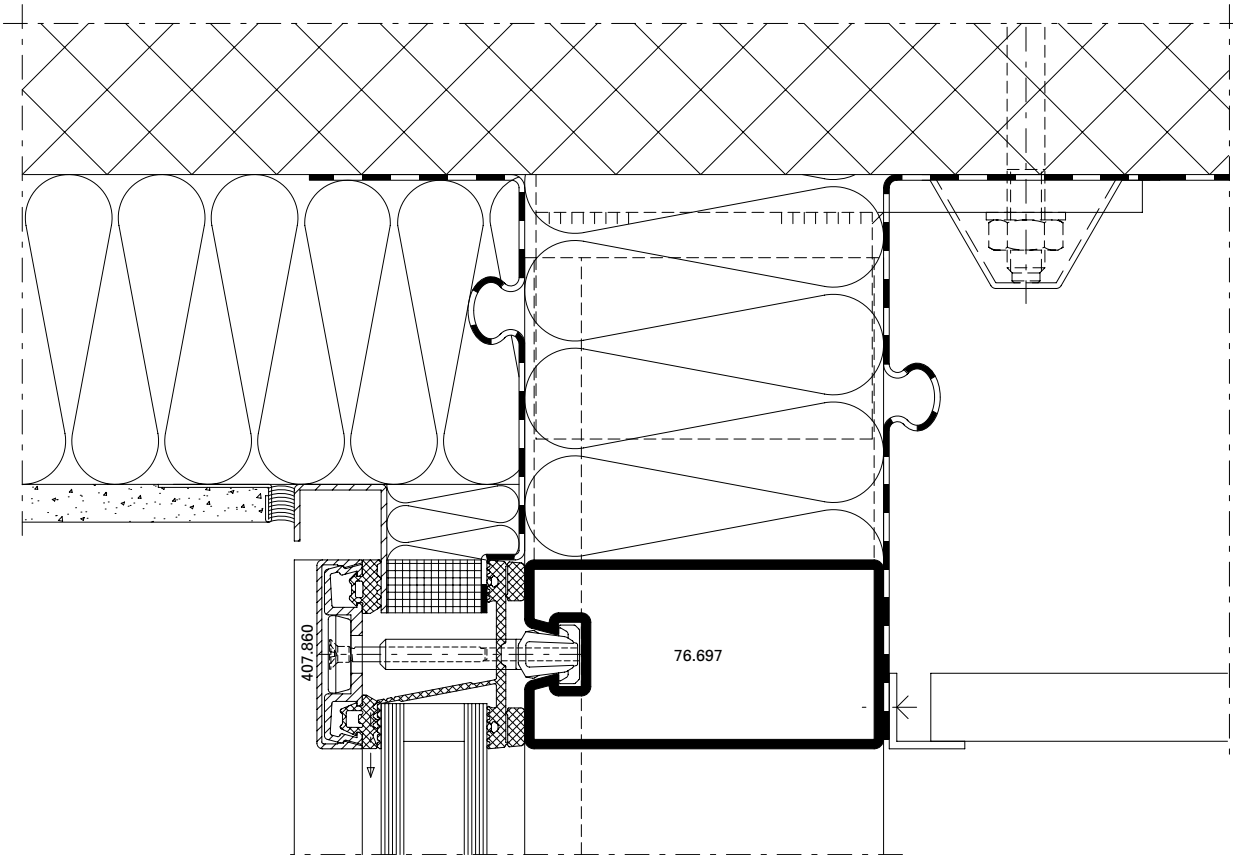
Anschlüsse am Bau im Masstab 1:2
Raccords au mur à l'échelle 1:2
Attachment to structure on scale 1:2

VISS Fassade
VISS façade
VISS façade



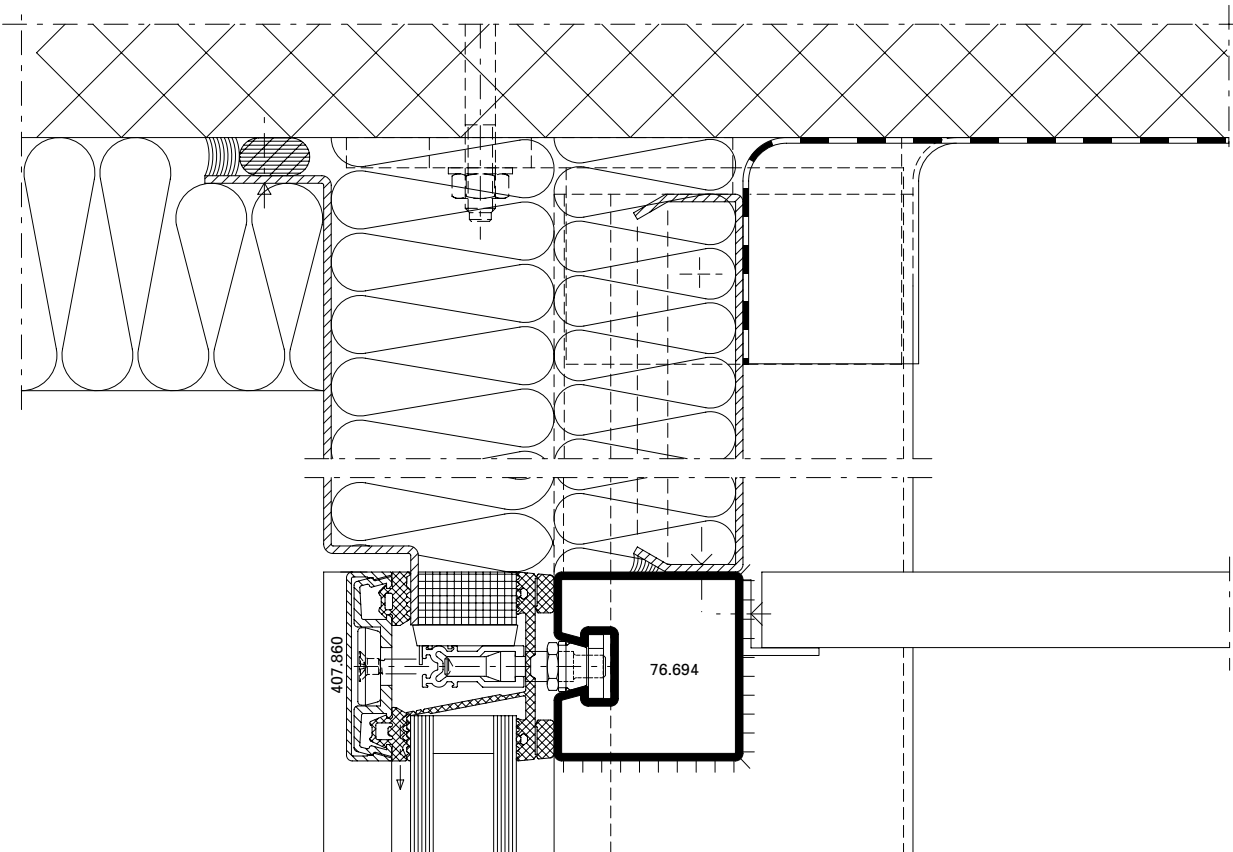
DXF DWG

D-510-A-012



DXF **DWG**

D-510-A-013

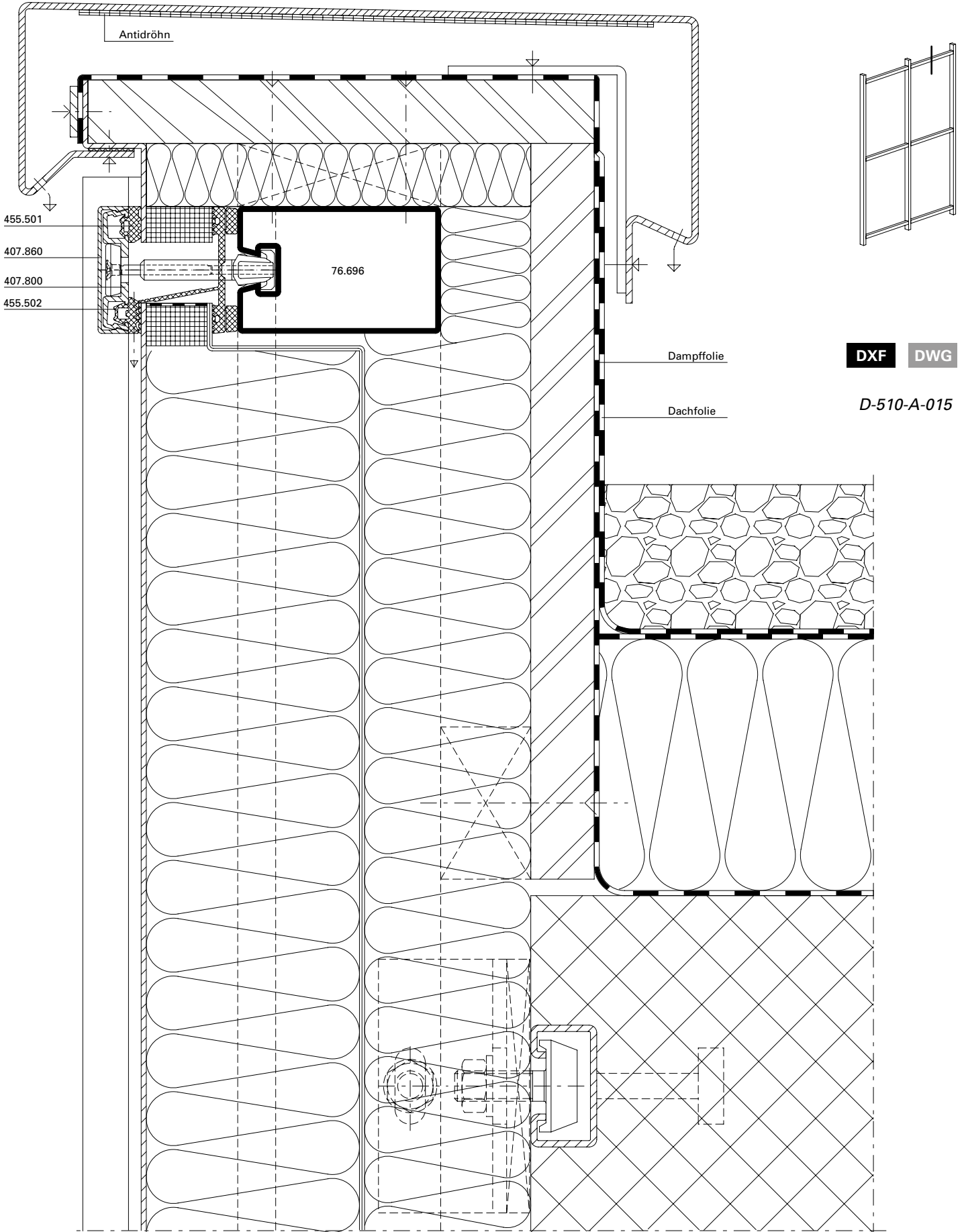


DXF **DWG**

D-510-A-014

Anschlüsse am Bau im Massstab 1:2
Raccords au mur à l'échelle 1:2
Attachment to structure on scale 1:2

VISS Fassade
VISS façade
VISS façade



System-Hinweise

Remarques concernant les systèmes

System instructions

VISS Fassade

VISS façade

VISS façade

**VISS HI 50 mm
mit Dämmprofil**







U_f-Werte nach EN 10077-2

**VISS HI 50 mm
avec gaine isolante**

Valeurs U_f selon EN 10077-2

**VISS HI 50 mm
with insulating core**

U_f values according to 10077-2

						
Glas Verre Glass	Pfosten 50/50 Montant 50/50 Mullion 50/50	Pfosten 50/120 Montant 50/129 Mullion 50/120	Pfosten 50/140 Montant 50/140 Mullion 50/140	Riegel 50/50 Traverse 50/50 Transom 50/50	Riegel 50/120 Traverse 50/120 Transom 50/120	Riegel 50/140 Traverse 50/140 Transom 50/140
30 mm	0,94 W/m²K	0,96 W/m²K	0,97 W/m²K	1,0 W/m²K	1,0 W/m²K	1,0 W/m²K
40 mm	0,77 W/m²K	0,79 W/m²K	0,79 W/m²K	0,85 W/m²K	0,86 W/m²K	0,86 W/m²K
50 mm	0,64 W/m²K	0,65 W/m²K	0,65 W/m²K	0,73 W/m²K	0,74 W/m²K	0,74 W/m²K
60 mm	0,58 W/m²K	0,59 W/m²K	0,59 W/m²K	0,65 W/m²K	0,66 W/m²K	0,66 W/m²K
70 mm	0,53 W/m²K	0,53 W/m²K	0,53 W/m²K	0,60 W/m²K	0,60 W/m²K	0,60 W/m²K

Der Einfluss der Schraubenbefestigung in Höhe von 0.14 W/m²K ist berücksichtigt.

L'influence de la fixation à vis de 0.14 W/m²K est prise en compte.

The 0.14 W/m²K influence of the screw fixing is taken into account.

System-Hinweise

Remarques concernant les systèmes

System instructions

VISS Fassade

VISS façade

VISS façade

**VISS HI 60 mm
mit Dämmprofil**







U_f-Werte nach EN 10077-2

**VISS HI 60 mm
avec gaine isolante**

Valeurs U_f selon EN 10077-2

**VISS HI 60 mm
with insulating core**

U_f values according to 10077-2

						
Glas Verre Glass	Pfofen 60/50 Montant 60/50 Mullion 60/50	Pfofen 60/100 Montant 60/100 Mullion 60/100	Pfofen 60/150 Montant 60/150 Mullion 60/150	Riegel 60/50 Traverse 60/50 Transom 60/50	Riegel 60/100 Traverse 60/100 Transom 60/100	Riegel 60/150 Traverse 60/150 Transom 60/150
30 mm	0,92 W/m²K	0,94 W/m²K	0,95 W/m²K	0,97 W/m²K	0,98 W/m²K	0,99 W/m²K
40 mm	0,75 W/m²K	0,76 W/m²K	0,76 W/m²K	0,82 W/m²K	0,84 W/m²K	0,84 W/m²K
50 mm	0,62 W/m²K	0,63 W/m²K	0,63 W/m²K	0,70 W/m²K	0,71 W/m²K	0,72 W/m²K
60 mm	0,55 W/m²K	0,56 W/m²K	0,56 W/m²K	0,63 W/m²K	0,64 W/m²K	0,64 W/m²K
70 mm	0,50 W/m²K	0,50 W/m²K	0,51 W/m²K	0,58 W/m²K	0,59 W/m²K	0,59 W/m²K

	76.140 Pfofen 60/180 Montant 60/180 Mullion 60/180	76.141 Pfofen 60/220 Montant 60/220 Mullion 60/220	76.142 Pfofen 60/280 Montant 60/280 Mullion 60/280	76.140 Riegel 60/180 Traverse 60/180 Transom 60/180	76.141 Riegel 60/220 Traverse 60/220 Transom 60/220	76.142 Riegel 60/280 Traverse 60/280 Transom 60/280
50 mm	0,63 W/m²K	0,64 W/m²K	0,64 W/m²K	0,72 W/m²K	0,72 W/m²K	0,72 W/m²K
70 mm	0,51 W/m²K	0,51 W/m²K	0,51 W/m²K	0,59 W/m²K	0,59 W/m²K	0,59 W/m²K

Der Einfluss der Schraubenbefestigung in Höhe von 0.14 W/m²K ist berücksichtigt.

L'influence de la fixation à vis de 0.14 W/m²K est prise en compte.

The 0.14 W/m²K influence of the screw fixing is taken into account.

System-Hinweise

Remarques concernant les systèmes

System instructions

VISS Fassade

VISS façade

VISS façade

**VISS HI 50 mm
mit Dämmprofil
Flaches Deckprofil**

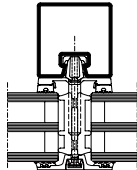
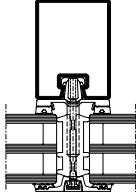
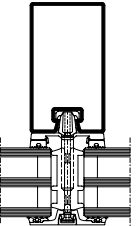
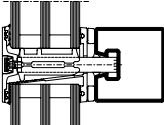
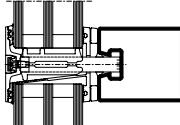
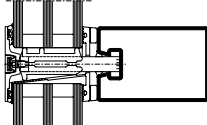
U_f-Werte nach EN 10077-2

**VISS HI 50 mm
avec gaine isolante
Profilé de recouvrement plat**

Valeurs U_f selon EN 10077-2

**VISS HI 50 mm
with insulating core
Flat cover cap**

U_f values according to 10077-2

						
Glas Verre Glass	Pfosten 50/50 Montant 50/50 Mullion 50/50	Pfosten 50/95 Montant 50/95 Mullion 50/95	Pfosten 50/140 Montant 50/140 Mullion 50/140	Riegel 50/50 Traverse 50/50 Transom 50/50	Riegel 50/95 Traverse 50/95 Transom 50/95	Riegel 50/140 Traverse 50/140 Transom 50/140
30 mm						
40 mm	0,84 W/m²K	0,87 W/m²K	0,86 W/m²K	0,92 W/m²K	0,94 W/m²K	0,94 W/m²K
50 mm	0,69 W/m²K	0,70 W/m²K	0,71 W/m²K	0,79 W/m²K	0,80 W/m²K	0,80 W/m²K
60 mm	0,62 W/m²K	0,63 W/m²K	0,63 W/m²K	0,69 W/m²K	0,70 W/m²K	0,70 W/m²K
70 mm	0,55 W/m²K	0,56 W/m²K	0,56 W/m²K	0,63 W/m²K	0,63 W/m²K	0,63 W/m²K

**Der Einfluss der Schrauben-
befestigung in Höhe von 0.14 W/m²K
ist berücksichtigt.**

**L'influence de la fixation à vis de
0.14 W/m²K est prise en compte.**

**The 0.14 W/m²K influence of the
screw fixing is taken into account.**

System-Hinweise

Remarques concernant les systèmes

System instructions

VISS Fassade

VISS façade

VISS façade

**VISS HI 60 mm
mit Dämmprofil
Flaches Deckprofil**





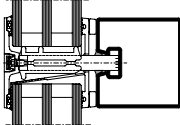
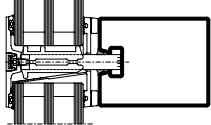
U_f-Werte nach EN 10077-2

**VISS HI 60 mm
avec gaine isolante
Profilé de recouvrement plat**

Valeurs U_f selon EN 10077-2

**VISS HI 60 mm
with insulating core
Flat cover cap**

U_f values according to 10077-2

						
Glas Verre Glass	Pfosten 60/50 Montant 60/50 Mullion 60/50	Pfosten 60/100 Montant 60/100 Mullion 60/100	Pfosten 60/150 Montant 60/150 Mullion 60/150	Riegel 60/50 Traverse 60/50 Transom 60/50	Riegel 60/100 Traverse 60/100 Transom 60/100	Riegel 60/150 Traverse 60/150 Transom 60/150
30 mm						
40 mm	0,81 W/m²K	0,82 W/m²K	0,83 W/m²K	0,88 W/m²K	0,90 W/m²K	0,90 W/m²K
50 mm	0,67 W/m²K	0,68 W/m²K	0,69 W/m²K	0,76 W/m²K	0,77 W/m²K	0,78 W/m²K
60 mm	0,59 W/m²K	0,60 W/m²K	0,60 W/m²K	0,67 W/m²K	0,68 W/m²K	0,69 W/m²K
70 mm	0,52 W/m²K	0,53 W/m²K	0,53 W/m²K	0,61 W/m²K	0,61 W/m²K	0,62 W/m²K

Glas Verre Glass	76.140 Pfosten 60/180 Montant 60/180 Mullion 60/180	76.141 Pfosten 60/220 Montant 60/220 Mullion 60/220	76.142 Pfosten 60/280 Montant 60/280 Mullion 60/280	76.140 Riegel 60/180 Traverse 60/180 Transom 60/180	76.141 Riegel 60/220 Traverse 60/220 Transom 60/220	76.142 Riegel 60/280 Traverse 60/280 Transom 60/280
50 mm	0,69 W/m²K	0,69 W/m²K	0,69 W/m²K	0,78 W/m²K	0,78 W/m²K	0,78 W/m²K
70 mm	0,53 W/m²K	0,53 W/m²K	0,53 W/m²K	0,62 W/m²K	0,62 W/m²K	0,62 W/m²K

**Der Einfluss der Schrauben-
befestigung in Höhe von 0.14 W/m²K
ist berücksichtigt.**

**L'influence de la fixation à vis de
0.14 W/m²K est prise en compte.**

**The 0.14 W/m²K influence of the
screw fixing is taken into account.**

System-Hinweise

Remarques concernant les systèmes

System instructions

VISS Fassade

VISS façade

VISS façade

VISS 50 mm

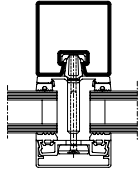

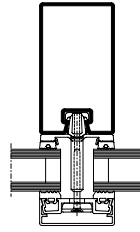
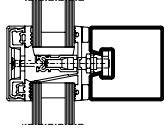
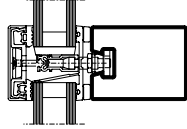
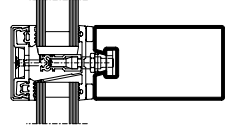
U_f-Werte nach EN 10077-2

VISS 50 mm

Valeurs U_f selon EN 10077-2

VISS 50 mm

U_f values according to 10077-2

						
Glas Verre Glass	Pfosten 50/50 Montant 50/50 Mullion 50/50	Pfosten 50/95 Montant 50/95 Mullion 50/95	Pfosten 50/140 Montant 50/140 Mullion 50/140	Riegel 50/50 Traverse 50/50 Transom 50/50	Riegel 50/95 Traverse 50/95 Transom 50/95	Riegel 50/140 Traverse 50/140 Transom 50/140
20 mm	1,7 W/m ² K	1,8 W/m ² K	1,7 W/m ² K	1,5 W/m ² K	1,5 W/m ² K	1,5 W/m ² K
30 mm	1,5 W/m ² K	1,6 W/m ² K	1,6 W/m ² K	1,3 W/m ² K	1,4 W/m ² K	1,4 W/m ² K
40 mm	1,4 W/m ² K	1,5 W/m ² K	1,5 W/m ² K	1,3 W/m ² K	1,3 W/m ² K	1,3 W/m ² K
50 mm	1,4 W/m ² K	1,4 W/m ² K	1,4 W/m ² K	1,2 W/m ² K	1,2 W/m ² K	1,2 W/m ² K
60 mm	1,3 W/m ² K	1,4 W/m ² K	1,4 W/m ² K	1,2 W/m ² K	1,2 W/m ² K	1,2 W/m ² K
70 mm	1,3 W/m ² K	1,3 W/m ² K	1,3 W/m ² K	1,2 W/m ² K	1,2 W/m ² K	1,2 W/m ² K

Der Einfluss der Schraubenbefestigung in Höhe von 0.14 W/m²K ist berücksichtigt.

L'influence de la fixation à vis de 0.14 W/m²K est prise en compte.

The 0.14 W/m²K influence of the screw fixing is taken into account.

System-Hinweise

Remarques concernant les systèmes

System instructions

VISS Fassade

VISS façade

VISS façade

VISS 60 mm







U_f-Werte nach EN 10077-2

VISS 60 mm

Valeurs U_f selon EN 10077-2

VISS 60 mm

U_f values according to 10077-2

						
Glas Verre Glass	Pfosten 60/50 Montant 60/50 Mullion 60/50	Pfosten 60/100 Montant 60/100 Mullion 60/100	Pfosten 60/150 Montant 60/150 Mullion 60/150	Riegel 60/50 Traverse 60/50 Transom 60/50	Riegel 60/100 Traverse 60/100 Transom 60/100	Riegel 60/150 Traverse 60/150 Transom 60/150
20 mm	1,6 W/m²K	1,7 W/m²K	1,6 W/m²K	1,4 W/m²K	1,4 W/m²K	1,5 W/m²K
30 mm	1,4 W/m²K	1,5 W/m²K	1,4 W/m²K	1,2 W/m²K	1,3 W/m²K	1,3 W/m²K
40 mm	1,3 W/m²K	1,3 W/m²K	1,3 W/m²K	1,1 W/m²K	1,2 W/m²K	1,2 W/m²K
50 mm	1,2 W/m²K	1,2 W/m²K	1,2 W/m²K	1,1 W/m²K	1,1 W/m²K	1,1 W/m²K
60 mm	1,1 W/m²K	1,2 W/m²K	1,1 W/m²K	1,0 W/m²K	1,1 W/m²K	1,1 W/m²K
70 mm	1,1 W/m²K	1,1 W/m²K	1,1 W/m²K	1,0 W/m²K	1,0 W/m²K	1,0 W/m²K

	76.140 Pfosten 60/180 Montant 60/180 Mullion 60/180	76.141 Pfosten 60/220 Montant 60/220 Mullion 60/220	76.142 Pfosten 60/280 Montant 60/280 Mullion 60/280	76.140 Riegel 60/180 Traverse 60/180 Transom 60/180	76.141 Riegel 60/220 Traverse 60/220 Transom 60/220	76.142 Riegel 60/280 Traverse 60/280 Transom 60/280
50 mm	1,3 W/m²K	1,3 W/m²K	1,3 W/m²K	1,1 W/m²K	1,1 W/m²K	1,1 W/m²K
70 mm	1,1 W/m²K	1,1 W/m²K	1,1 W/m²K	1,0 W/m²K	1,0 W/m²K	1,0 W/m²K

Der Einfluss der Schraubenbefestigung in Höhe von 0.14 W/m²K ist berücksichtigt.

L'influence de la fixation à vis de 0.14 W/m²K est prise en compte.

The 0.14 W/m²K influence of the screw fixing is taken into account.

System-Hinweise

Remarques concernant les systèmes

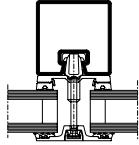
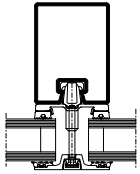
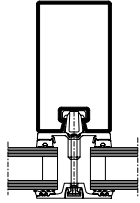
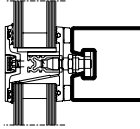
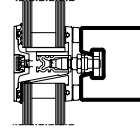
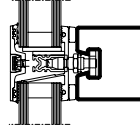
System instructions

VISS Fassade

VISS façade

VISS façade

VISS 50 mm
Flaches DeckprofilU_f-Werte nach EN 10077-2**VISS 50 mm**
Profilé de recouvrement platValeurs U_f selon EN 10077-2**VISS 50 mm**
Flat cover capU_f values according to 10077-2

						
Glas Verre Glass	Pfosten 50/50 Montant 50/50 Mullion 50/50	Pfosten 50/95 Montant 50/95 Mullion 50/95	Pfosten 50/140 Montant 50/140 Mullion 50/140	Riegel 50/50 Traverse 50/50 Transom 50/50	Riegel 50/95 Traverse 50/95 Transom 50/95	Riegel 50/140 Traverse 50/140 Transom 50/140
20 mm	1,9 W/m ² K	2,0 W/m ² K	2,0 W/m ² K	1,6 W/m ² K	1,7 W/m ² K	1,7 W/m ² K
30 mm	1,7 W/m ² K	1,7 W/m ² K	1,7 W/m ² K	1,4 W/m ² K	1,5 W/m ² K	1,5 W/m ² K
40 mm	1,5 W/m ² K	1,6 W/m ² K	1,6 W/m ² K	1,3 W/m ² K	1,4 W/m ² K	1,4 W/m ² K
50 mm	1,4 W/m ² K	1,5 W/m ² K	1,5 W/m ² K	1,3 W/m ² K	1,3 W/m ² K	1,3 W/m ² K
60 mm	1,4 W/m ² K	1,4 W/m ² K	1,4 W/m ² K	1,2 W/m ² K	1,3 W/m ² K	1,3 W/m ² K
70 mm	1,3 W/m ² K	1,3 W/m ² K	1,3 W/m ² K	1,2 W/m ² K	1,2 W/m ² K	1,2 W/m ² K

Der Einfluss der Schrauben-
befestigung in Höhe von 0.14 W/m²K
ist berücksichtigt.

L'influence de la fixation à vis de
0.14 W/m²K est prise en compte.

The 0.14 W/m²K influence of the
screw fixing is taken into account.

System-Hinweise

Remarques concernant les systèmes

System instructions

VISS Fassade

VISS façade

VISS façade

**VISS 60 mm
Flaches Deckprofil**







U_f-Werte nach EN 10077-2

**VISS 60 mm
Profilé de recouvrement plat**

Valeurs U_f selon EN 10077-2

**VISS 60 mm
Flat cover cap**

U_f values according to 10077-2

						
Glas Verre Glass	Pfosten 60/50 Montant 60/50 Mullion 60/50	Pfosten 60/100 Montant 60/100 Mullion 60/100	Pfosten 60/150 Montant 60/150 Mullion 60/150	Riegel 60/50 Traverse 60/50 Transom 60/50	Riegel 60/100 Traverse 60/100 Transom 60/100	Riegel 60/150 Traverse 60/150 Transom 60/150
20 mm	1,7 W/m ² K	1,8 W/m ² K	1,8 W/m ² K	1,5 W/m ² K	1,6 W/m ² K	1,6 W/m ² K
30 mm	1,5 W/m ² K	1,5 W/m ² K	1,6 W/m ² K	1,3 W/m ² K	1,3 W/m ² K	1,4 W/m ² K
40 mm	1,3 W/m ² K	1,4 W/m ² K	1,4 W/m ² K	1,2 W/m ² K	1,2 W/m ² K	1,2 W/m ² K
50 mm	1,2 W/m ² K	1,3 W/m ² K	1,3 W/m ² K	1,1 W/m ² K	1,2 W/m ² K	1,2 W/m ² K
60 mm	1,2 W/m ² K	1,2 W/m ² K	1,2 W/m ² K	1,1 W/m ² K	1,1 W/m ² K	1,1 W/m ² K
70 mm	1,1 W/m ² K	1,1 W/m ² K	1,2 W/m ² K	1,1 W/m ² K	1,1 W/m ² K	1,1 W/m ² K

	76.140 Pfosten 60/180 Montant 60/180 Mullion 60/180	76.141 Pfosten 60/220 Montant 60/220 Mullion 60/220	76.142 Pfosten 60/280 Montant 60/280 Mullion 60/280	76.140 Riegel 60/180 Traverse 60/180 Transom 60/180	76.141 Riegel 60/220 Traverse 60/220 Transom 60/220	76.142 Riegel 60/280 Traverse 60/280 Transom 60/280
50 mm	1,3 W/m ² K	1,3 W/m ² K	1,3 W/m ² K	1,2 W/m ² K	1,2 W/m ² K	1,2 W/m ² K
70 mm	1,2 W/m ² K	1,2 W/m ² K	1,2 W/m ² K	1,1 W/m ² K	1,1 W/m ² K	1,1 W/m ² K

**Der Einfluss der Schrauben-
befestigung in Höhe von 0.14 W/m²K
ist berücksichtigt.**





**L'influence de la fixation à vis de
0.14 W/m²K est prise en compte.**

**The 0.14 W/m²K influence of the
screw fixing is taken into account.**

U_f -Werte
 (nach EN ISO 10077-2:2018-01)

Valeurs U_f
 (selon EN ISO 10077-2:2018-01)

U_f values
 (according to EN ISO 10077-2:2018-01)

	Füllelementstärken Elements de remplissages Infill elements			
	≥ 27 mm	≥ 32 mm	≥ 37 mm	≥ 42 mm
	2.9 W/m ² K	2.6 W/m ² K	2.5 W/m ² K	2.4 W/m ² K
	2.9 W/m ² K	2.5 W/m ² K	2.4 W/m ² K	2.3 W/m ² K
	2.6 W/m ² K	2.4 W/m ² K	2.3 W/m ² K	2.2 W/m ² K

System-Hinweise

Remarques concernant les systèmes

System instructions

VISS Fassade






VISS façade

VISS façade

U_f-Werte
(nach EN ISO 10077-2:2018-01)

Valeurs U_f
(selon EN ISO 10077-2:2018-01)

U_f values
(according to EN ISO 10077-2:2018-01)

	Füllelementstärken Elements de remplissages Infill elements			
	≥ 27 mm	≥ 32 mm	≥ 37 mm	≥ 42 mm
	3.1 W/m ² K	2.9 W/m ² K	2.8 W/m ² K	2.7 W/m ² K
	2.9 W/m ² K	2.6 W/m ² K	2.5 W/m ² K	2.5 W/m ² K
	2.0 W/m ² K	2.1 W/m ² K	2.1 W/m ² K	2.0 W/m ² K
	3.0 W/m ² K	3.0 W/m ² K	3.0 W/m ² K	3.0 W/m ² K

VISS Fassade
VISS façade
VISS façade

Inhaltsverzeichnis

Sommaire

Content

VISS Fassade

VISS façade

VISS façade

Systemübersicht

Merkmale
Zulassungen
Systemausführungen

Sommaire du système

Caractéristiques
Homologations
Exécutions de système

Summary of system

Characteristics
Authorisations
System versions

2

Profilsortiment

Profile 50 und 60 mm
Deckprofile 50 und 60 mm

Assortiment de profilé

Profilés 50 et 60 mm
Profilés de recouvrement 50 et 60 mm

Range of profiles

Profiles 50 and 60 mm
Cover sections 50 and 60 mm

11

Konstruktions-Hinweise

Schnittpunkte
Konstruktionsdetails
Anschlüsse am Bau
System-Hinweise

Indications du construction

Coupes de détails
Détails de construction
Raccords au mur
Remarques concernant les systèmes

Construction instructions

Section details
Construction details
Attachment to structure
System instructions

19

Merkmale

Caractéristiques

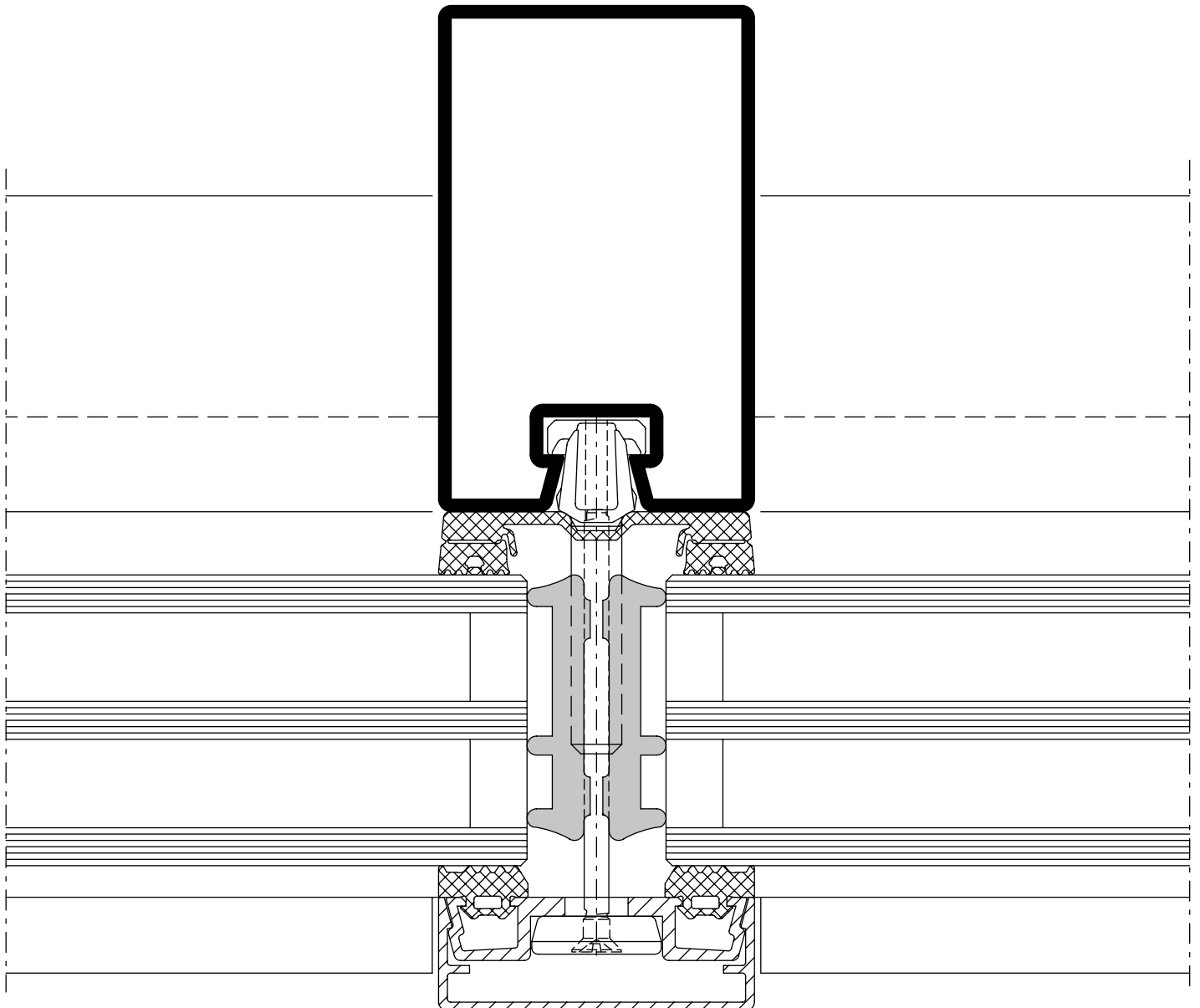
Characteristics

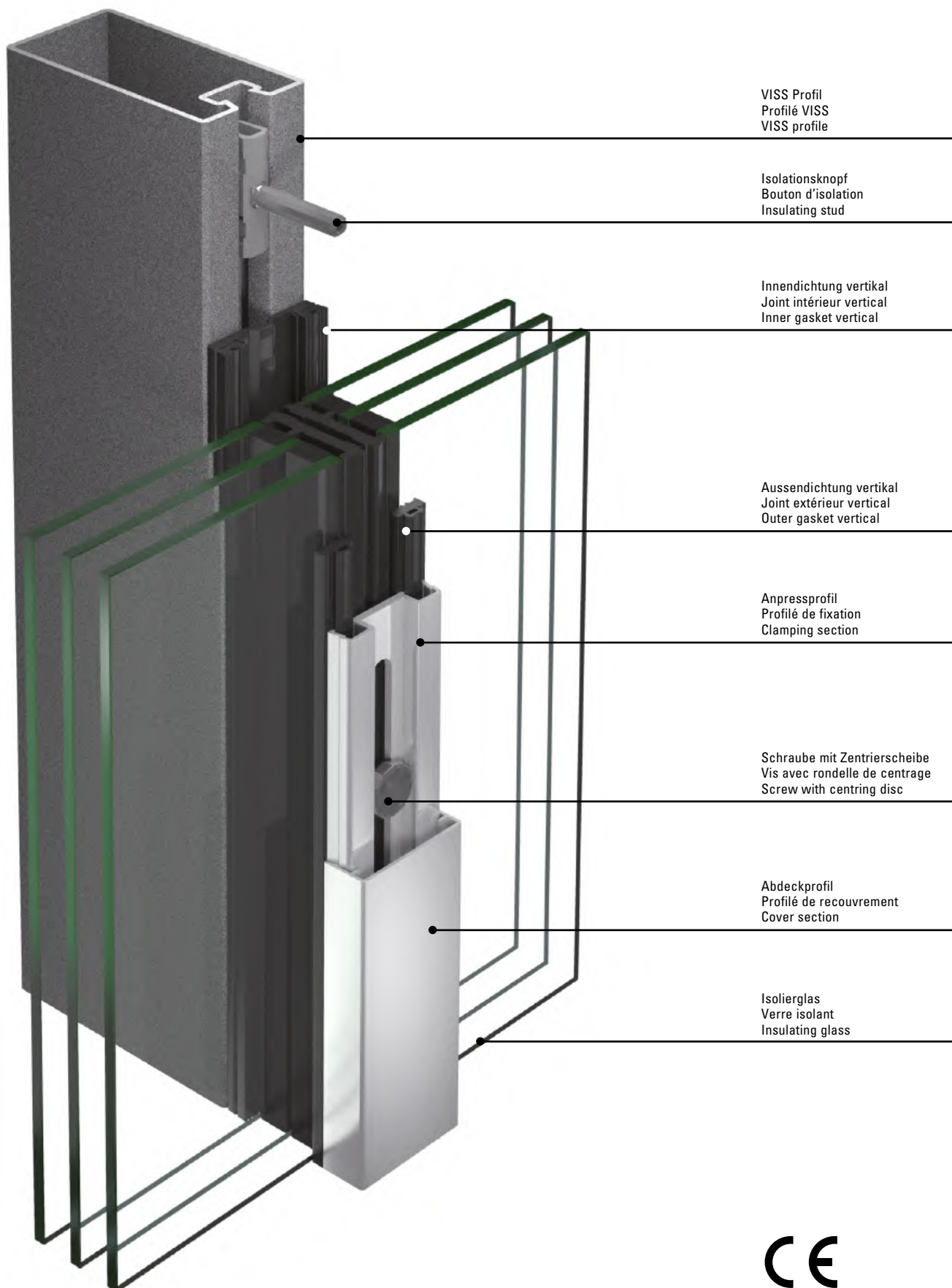
VISS Fassade












VISS façade

VISS façade

- CE-Kennzeichnung nach EN 13830 oder EN 14351-1
 - U_{CW} eingebaut Werte bis 0.73 W/m²K
 - U_f Werte bis 0.65 W/m²K
 - Ansichtsbreiten 50 und 60 mm
 - Füllelementstärken 6 bis 70 mm
 - Füllelementgewichte bis 1800 kg
Flügelgewichte bis 550 kg
 - Kombinierbar mit der Aufsatzkonstruktion VISS Basic, der Brandschutzlösung VISS Fire und der Einbruchhemmenden Variante VISS RC
- Marquage CE selon EN 13830 ou EN 14351-1
 - Valeurs U_{CW} (monté) jusqu'à 0.73 W/m²K
 - Valeurs U_f jusqu'à 0.65 W/m²K
 - Largeurs de face 50 et 60 mm
 - Éléments de remplissage de 6 à 70 mm d'épaisseur
 - Poids de remplissage jusqu'à 1800 kg
Poids du vantail jusqu'à 550 kg
 - Combinable avec la construction rapportée VISS Basic, la protection incendie VISS Fire et la variante anti-effraction VISS RC
- CE marking in accordance with EN 13830 or EN 14351-1
 - U_{CW} installed values to 0.73 W/m²K
 - U_f values to 0.65 W/m²K
 - 50 and 60 mm face widths
 - Infill panel thicknesses of 6 to 70 mm
 - Infill unit weights up to 1800 kg
Leaf weight up to 550 kg
 - Can be combined with the VISS Basic add-on construction, the VISS Fire fire protection solution and the VISS RC burglar-resistant version





	Prüfungen (Prüfnorm) Essais (Norme d'essai) Tests (Test standard)	Klassifizierungs-Norm Norme de classification Classification standard	Werte Valeurs Values
	Schlagregendichtheit (EN 12155) Etanchéité à la pluie battante (EN 12155) Watertightness (EN 12155)	EN 12154	RE 1200
	Widerstand bei Windlast (EN 12179) Résistance à la pression du vent (EN 12179) Resistance to wind load (EN 12179)	EN 13116	Bemessungslast 2 kN/m ² Charge de calcul 2 kN/m ² Designed load 2 kN/m ²
	Luftdurchlässigkeit (EN 12153) Perméabilité à l'air (EN 12153) Air permeability (EN 12153)	EN 12152	Klasse AE Classe AE Class AE
	Wärmedurchgangskoeffizient (EN 13947) Transmission thermique (EN 13947) Thermal transmittance (EN 13947)	EN ISO 10077-2	ab $U_f > 0.65 \text{ W/m}^2\text{K}$ dès $U_f > 0.65 \text{ W/m}^2\text{K}$ from $U_f > 0.65 \text{ W/m}^2\text{K}$
	Schallschutz (EN ISO 140-3) Isolation phonique (EN ISO 140-3) Sound insulation (EN ISO 140-3)	EN ISO 717-1	R_w 47 dB (-1; -5) (C, Ctr)
	Einbruchhemmung Anti-effraction Burglar resistance	prEN 1627	RC2 / RC3 / RC4
	Durchschusshemmung (EN 1523) Résistance aux balles (EN 1523) Bullet proofing (EN 1523)	EN 1522	FB4 NS
	Stossfestigkeit Résistance au chocs Impact strength	EN 14019	Klasse E5 / I5 Classe E5 / I5 Class E5 / I5
	Brandverhalten Réaction au feu Reaction to fire	EN 13501-1	Klasse B Classe B Class B
	Längsschalldämmung Isolation acoustique longitudinale Insulation against flanking transmission	prEN ISO 10848-2 (4/2004)	vertikal 62 dB horizontal 59 dB
	Technische Regeln für die Verwendung von absturzsichernden Verglasungen Règlement technique pour la sécurité anti-chute des vitrages The technical regulations for protecting glazing against falling out	DIN 180008-4	Kategorie A Catégorie A Category A

Avis Technique (Frankreich)
Fassade VISS TV 1S
Zulassung Nr. 02/12-1501,
C.S.T.B. Marne la Vallée/FR

Avis Technique (France)
Façade VISS TV 1S
Autorisation no 02/12-1501,
C.S.T.B. Marne la Vallée/FR

Avis Technique (France)
Façade VISS TV 1S
Autorisation nr. 02/12-1501,
C.S.T.B. Marne la Vallée/FR

Klemmverbindung (Deutschland)
AbZ Z-14.4-459 (Isolationsknöpfe)

Jonction par serrage (Allemagne)
AbZ Z-14.4-459 (bouton d'isolation)

Clamp connection (Germany)
AbZ Z-14.4-459 (insulation studs)

CWCT-Test
Die Fassade wurde nach den
Anforderungen des CWCT geprüft.

Test CWCT
La façade a été contrôlée suivant les
exigences du CWCT.

CWCT test
The facades were certified in compliance
with the requirements of the CWCT.

Luftdurchlässigkeit/
Wasserdichtheit: PASS
Zulässige Windlast 2400 Pa
Sicherheitslast 3600 Pa

Perméabilité à l'air/
Étanchéité à l'eau: PASS
Charge du vent admissible 2400 Pa
Charge de sécurité 3600 Pa

Air permeability/
Watertightness: PASS
Permissible wind load 2400 Pa
Security load 3600 Pa

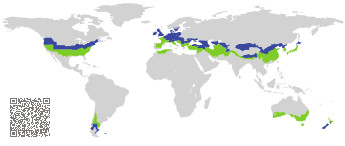
Passivhaus-Zertifikat

Certificat maison passive

Passive house certificate

ZERTIFIKAT
Zertifizierte Passivhaus-Komponente
Komponenten-ID 0157cw03 gültig bis 31. Dezember 2020

Passivhaus Institut
Dr. Wolfgang Feist
64283 Darmstadt
Deutschland



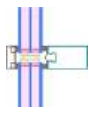
QR Code

Kategorie: **Pfosten-Riegel-Fassade**
Hersteller: **Jansen AG,
Oberriet SG,
Schweiz (Confederatio Helvetica)**
Produktname: **VISS HI**

Folgende Kriterien für die kühl-gemäßigte Klimazone wurden geprüft

Behaglichkeit $U_{\text{COP}} = 0.80 \leq 0.80 \text{ W/(m}^2 \text{K)}$
 $U_{\text{COP, maximal}} \leq 0.85 \text{ W/(m}^2 \text{K)}$
mit $U_g = 0.70 \text{ W/(m}^2 \text{K)}$

Hygiene $f_{\text{Red,0.25}} \geq 0.70$



kühl-gemäßigtes Klima
phA

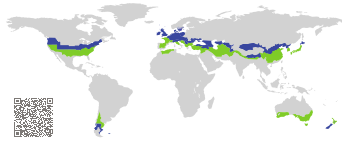
ZERTIFIZIERTE KOMPONENTE
Passive House Institute

Passivhaus Effizienzklasse: phE phD phC phB phA

www.passivhaus.de

CERTIFICATE
Certified Passive House Component
Component-ID 0157cw03 valid until 31st December 2020

Passive House Institute
Dr. Wolfgang Feist
64283 Darmstadt
Germany



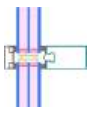
QR Code

Category: **Curtain Wall**
Manufacturer: **Jansen AG,
Oberriet SG,
Switzerland**
Product name: **VISS HI**

This certificate was awarded based on the following criteria for the cool, temperate climate zone

Comfort $U_{\text{COP}} = 0.80 \leq 0.80 \text{ W/(m}^2 \text{K)}$
 $U_{\text{COP, maximal}} \leq 0.85 \text{ W/(m}^2 \text{K)}$
with $U_g = 0.70 \text{ W/(m}^2 \text{K)}$

Hygiene $f_{\text{Red,0.25}} \geq 0.70$



cool, temperate climate
phA

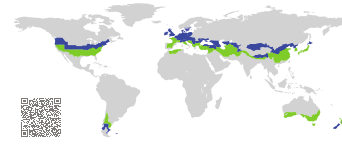
CERTIFIED COMPONENT
Passive House Institute

Passive House efficiency class: phE phD phC phB phA

www.passivehouse.com

CERTIFICATE
Certified Passive House Component
Component-ID 0157cw03 valid until 31st December 2020

Passive House Institute
Dr. Wolfgang Feist
64283 Darmstadt
Germany



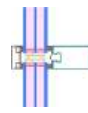
QR Code

Category: **Curtain Wall**
Manufacturer: **Jansen AG,
Oberriet SG,
Switzerland**
Product name: **VISS HI**

This certificate was awarded based on the following criteria for the cool, temperate climate zone

Comfort $U_{\text{COP}} = 0.80 \leq 0.80 \text{ W/(m}^2 \text{K)}$
 $U_{\text{COP, maximal}} \leq 0.85 \text{ W/(m}^2 \text{K)}$
with $U_g = 0.70 \text{ W/(m}^2 \text{K)}$

Hygiene $f_{\text{Red,0.25}} \geq 0.70$




cool, temperate climate
phA

CERTIFIED COMPONENT
Passive House Institute

Passive House efficiency class: phE phD phC phB phA

www.passivehouse.com



VISS RC


- Ansichtsbreiten 50 mm und 60 mm
- Keine sichtbare Einbruchhemmung ist erkennbar
- RC Lösung kann im VISS Standard und VISS Basic angewendet werden
- Kombination der beiden Systeme mit RC ebenfalls möglich
- Einbruch- und Ausbruchhemmung nach EN 1627
- VISS RC Versionen sind mit den einbruchhemmenden Profillösungen bis RC3 für Janisol, Janisol HI, Arte und Janisol Primo im Fensterbereich sowie Janisol HI, Janisol im Türbereich kombinierbar

VISS RC

- Largeurs de face 50 mm et 60 mm
- Absence de protection anti-effraction visible détectable
- La solution RC peut être appliquée dans les versions VISS Standard et VISS Basic
- Combinaison possible des deux systèmes avec RC
- Anti-effraction et anti-évasion selon EN 1627
- Les versions VISS RC peuvent être combinées avec les solutions de profilés à protection anti-effraction jusqu'à RC3 pour Janisol, Janisol HI, Arte et Janisol Primo dans le domaine des fenêtres, et avec les profilés pour Janisol HI, Janisol dans le domaine des portes

VISS RC

- Face widths of 50 mm and 60 mm
- No "visible" burglar resistance
- RC solution can be applied in the VISS Standard and VISS Basic systems
- Combination of both systems with RC also possible
- Burglar and break-out resistance in accordance with EN 1627
- VISS RC versions can be combined with the burglar-resistant profile solutions up to RC3 for Janisol, Janisol HI, Arte and Janisol Primo in windows as well as Janisol HI and Janisol in doors



VISS HI

- Hochisolierte Stahlfassade in Pfosten-Riegel-Bauweise
- Passivhaus zertifizierte Komponente
- Ermöglicht ein nachhaltiges Bauen
- Geeignet für besonders hohe Ansprüche im Isolationsbereich

VISS HI

- Façade en acier hautement isolée à montage montants-traverses
- Composants certifiés Maison Passive
- Permet une construction durable
- Adapté à des exigences particulièrement hautes dans le domaine de l'isolation

VISS HI

- Highly insulated steel façade as mullion/transom construction
- Passive house-certified components
- Allows sustainable construction
- Suitable for particularly high insulation requirements



VISS flaches Deckprofil

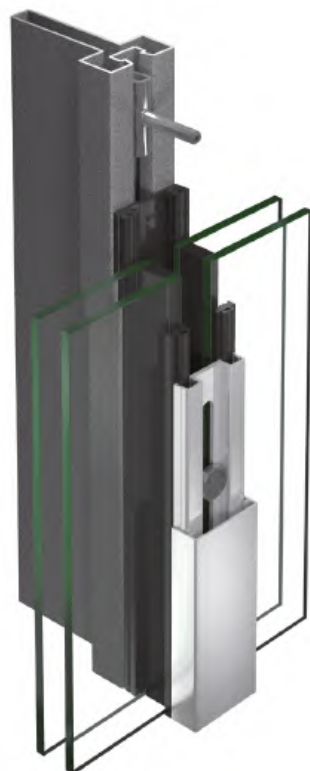
- Die wirtschaftliche Lösung für SG Optik
- Das Auge gleitet über die Fassade, ohne von signifikanten optischen Teilern abgelenkt zu werden
- Keine sichtbaren Schrauben
- Zweifarbig eloxierbar oder beschichtbar

VISS Profilé de recouvrement plat

- Solution économique pour l'optique SG
- L'œil parcourt la façade sans tomber sur des séparateurs optiques marqués
- Pas de vis visibles
- Capacité d'anodisation en deux couleurs ou au revêtement

VISS flat cover cap profile

- The economical solution for SG look
- The eye glides over the façade without being distracted by obtrusive visual dividers
- No visible screws
- Can be anodised or coated in two colours



VISS Linea / Personal Profiles

- Designprofil Linea mit filigraner Ansicht bei hoher statischer Leistung
- Für individuelle und ästhetische Ansprüche
- Ertüchtigung möglich durch eingeschobenen Flachstahl
- Profil integriert im vorhandenen VISS System und Anschluss ohne Benutzung von Sonderteilen

VISS Linea / Personal Profiles

- Profilé design Linea à face fine pour une haute performance statique
- Pour des exigences spécifiques et esthétiques
- Peut être renforcé par l'insertion de plaques en acier
- Profilé intégré dans le système VISS existant et raccordement sans utilisation de pièces spéciales

VISS Linea / Personal profiles

- Linea design profile with slimline sightlines and high structural performance
- For individual and aesthetic requirements
- Can be reinforced by inserting steel plates
- Profile integrated in existing VISS system and attachment without the use of special parts



VISS Sonnenschutz

- Abgestimmt auf das VISS System
- Im Sinne der Nachhaltigkeit erlaubt der Sonnenschutz eine energieeffiziente Planung
- Ein angenehmes Klima für die Nutzer durch den optimalen Sonnenschutz

VISS Protection solaire

- Adapté au système VISS
- Conformément au principe de durabilité, la protection solaire permet une planification qui tient compte de l'efficacité énergétique
- Climat agréable pour le personnel grâce à la protection solaire optimale

VISS sun shading

- Tailored to the VISS system
- In terms of sustainability, the sun shading facilitates energy-efficient planning
- Optimum sun shading provides a pleasant climate for the employees



VISS Fassadentür


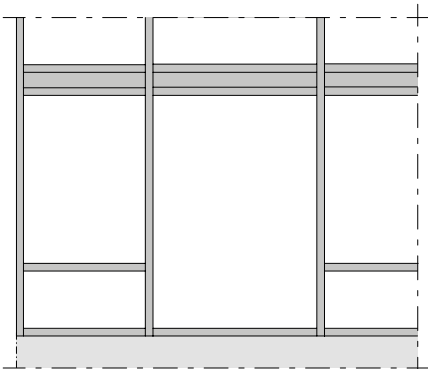

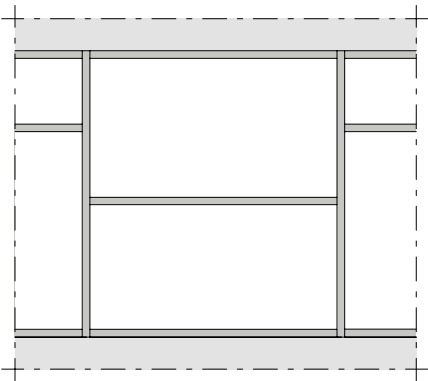

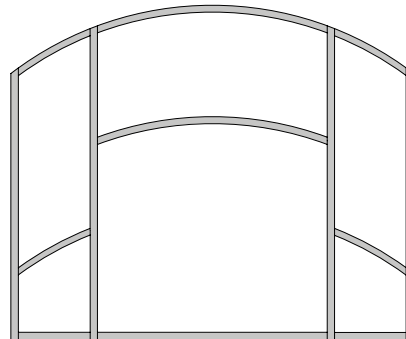
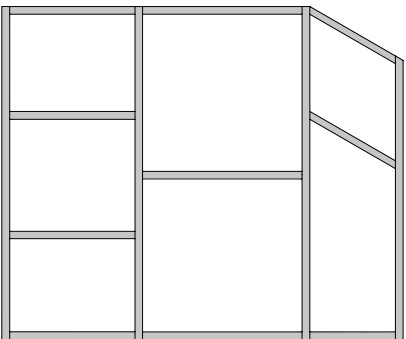
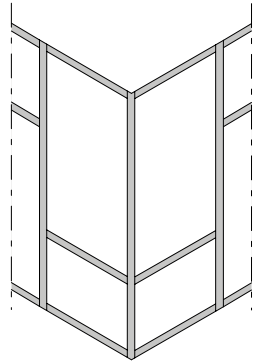
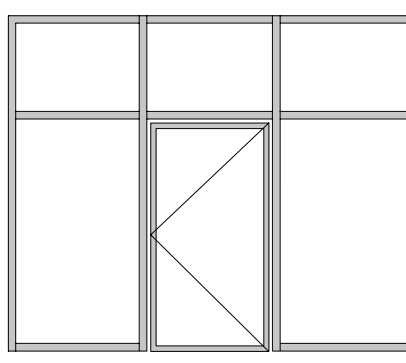

- Erscheinungsbild identisch mit Fassadenkonstruktion
- variable Türgrößen, je nach Profilwahl und Einsatzgebiet bis 6 m Höhe möglich
- Grossflächige Drehtür als Servicetür oder als Durchgang für Transportzwecke, z.B. bei Ausstellungen, Autohäuser, Museen, Atrien, etc.

VISS Porte de façade

- Se fond dans la construction de la façade
- Différentes dimensions de porte possibles jusqu'à une hauteur de 6 m suivant le choix du profilé et le domaine d'application
- Porte pivotante de grande surface servant de porte de service ou de passage pour transporter le nécessaire, par exemple pour les expositions, les garages, les musées, les atriums, etc.

VISS façade door

- Appearance identical to façade construction
- Variable door sizes of up to 6 m in height possible depending on the choice of profiles and the area of use
- Large side-hung door as service door or as access route for transport purposes, e.g. for expeditions, car dealerships, museums, atriums etc.



Jansen Docu Center

Die Plattform zum effizienten Arbeiten mit Jansen Dokumentationen. Im Jansen Docu Center stehen alle Produktinformationen jederzeit digital in der aktuellsten Version zur Verfügung: von Architekten-Informationen über Bestell- und Fertigungskatalogen bis hin zu Anleitungen und Prospekten sowie Videos.

Die Inhalte können einfach und schnell aufgerufen werden. Ein für den Anwender komfortables papierloses Arbeiten, das zahlreiche Vorteile bietet.

Download CAD Daten

DXF

DWG

Sie können die Zeichnungen in den Formaten DXF und/oder DWG herunterladen. Klicken Sie auf das entsprechende Icon und der Download erfolgt.

Die Hinweise «Artikelbibliothek/Türbeschläge/Fensterbeschläge» bedeuten, dass Sie mit einem Klick die gesamte Artikelbibliothek des entsprechenden Systems herunterladen (Profile, Beschläge, Glasleisten, Zubehör etc.).

Info und Beratung

Gerne beraten wir Sie persönlich und stehen Ihnen bei Fragen zur Verfügung. Bitte schreiben Sie uns Ihre Anliegen an: info@jansen.com

Jansen Docu Center

La plate-forme pour travailler efficacement avec les documentations Jansen. Le Jansen Docu Center met à votre disposition les informations sur les produits, en format numérique et dans une version actualisée: des catalogues de commande et de fabrication aux instructions et prospectus, en passant par les informations destinées aux architectes et vidéos.

Les contenus sont facilement et rapidement accessibles. Une manière de travailler confortable et offrant de nombreux avantages.

Télécharger fichiers DAO

DXF

DWG

Vous pouvez télécharger les dessins aux formats DXF et/ou DWG. Cliquez sur l'icône correspondante et le téléchargement s'effectuera.

Les indications «Bibliothèque des articles/Ferures de porte/Ferrures de fenêtres» signifie que vous téléchargez la totalité de la bibliothèque des articles du système donné (profilés, ferrures, parcloles, accessoires etc.).

Info et conseils

Nous vous conseillons volontiers individuellement et sommes à votre disposition si vous avez des questions à poser. Veuillez nous envoyer votre requête à: info@jansen.com

Jansen Docu Center

The platform for working efficiently with Jansen documentation. The latest version of all the product information is available digitally at any time in the Jansen Docu Center – from order and fabrication manuals to architect information, instructions and brochures and videos.

The content can be retrieved quickly and easily. The user can work conveniently without paper, which has numerous benefits.

Download CAD files

DXF

DWG

You can download the drawings in DXF and/or DWG format. Click on the relevant icon to begin the download.

The items «Article library/Door fittings/Window fittings» means that you download the entire article library for the corresponding system with one click (profiles, fittings, glazing beads, accessories etc.).

Information and advice

We would be delighted to provide you with advice in person and are available to answer any questions you may have. Please write to us with your queries at: info@jansen.com

Profile 50 mm (Masstab 1:3)

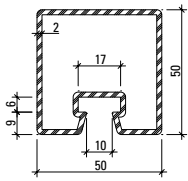
Profils 50 mm (échelle 1:3)

Profiles 50 mm (scale 1:3)

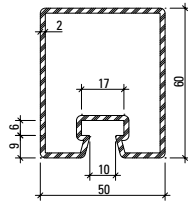
VISS Fassade

VISS façade

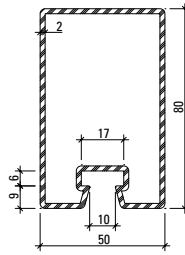
VISS façade



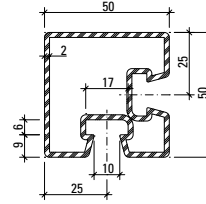
76.694
76.694 Z



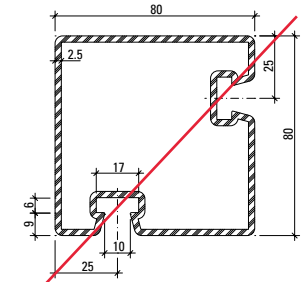
76.671
76.671 Z



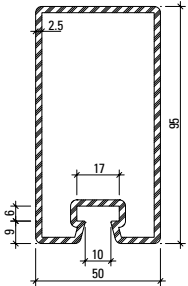
76.696
76.696 Z



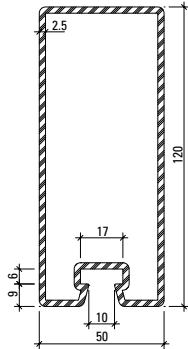
76.094



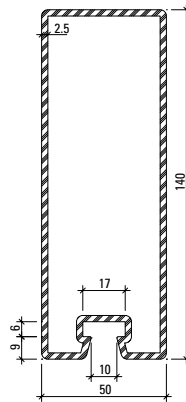
~~**76.096**~~



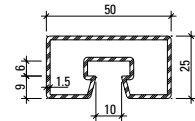
76.697
76.697 Z



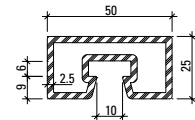
76.679
76.679 Z



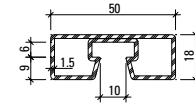
76.666
76.666 Z



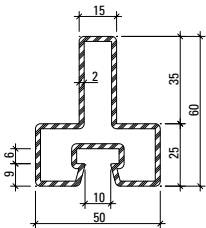
76.682



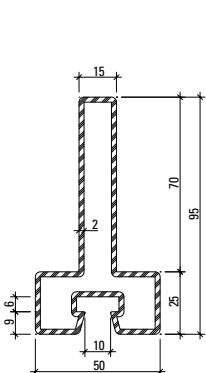
76.680



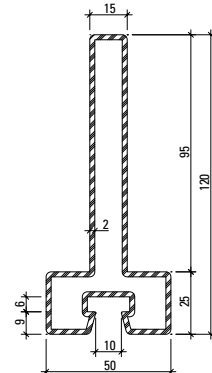
76.692



76.114



76.115



76.116

Profil-Nr.	G kg/m	F cm ²	I _x cm ⁴	W _x cm ³	I _y cm ⁴	W _y cm ³	U m ² /m	L mm
76.094	4,090	5,2	15,2	5,8	15,2	5,8	0,280	6000
76.096	7,437	9,5	83,8	20,5	83,8	20,5	0,391	6000
76.666	7,910	10,1	241,3	32,3	43,7	17,5	0,412	6500
76.671	3,860	4,9	23,3	7,2	17,3	6,9	0,260	6500
76.679	7,120	9,1	162,2	25,2	37,9	15,2	0,373	6500
76.680	3,390	4,3	3,2	2,4	11,1	4,4	0,182	6100
76.682	2,120	2,7	2,2	1,7	7,2	2,9	0,190	6000
76.692	1,900	2,5	0,9	1,0	5,9	2,4	0,176	6000
76.694	3,500	4,5	14,7	5,6	15,0	6,0	0,240	6500
76.696	4,450	5,7	47,6	11,1	21,9	8,8	0,300	6500
76.697	6,100	7,9	90,2	17,6	31,0	12,4	0,330	6500
76.114	3,820	4,9	15,4	4,1	9,8	3,9	0,251	6000
76.115	4,920	6,3	54,8	9,3	10,4	4,2	0,321	6000
76.116	5,710	7,3	105,0	14,3	10,8	4,3	0,371	6000

Profile 60 mm (Massstab 1:3)

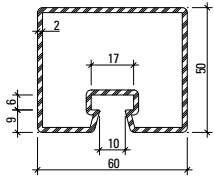
Profils 60 mm (échelle 1:3)

Profiles 60 mm (scale 1:3)

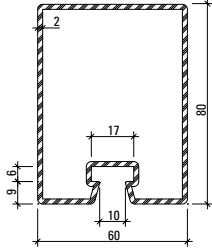
VISS Fassade

VISS façade

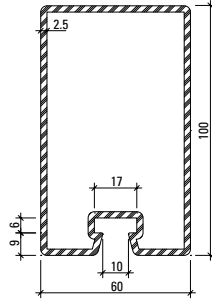
VISS façade



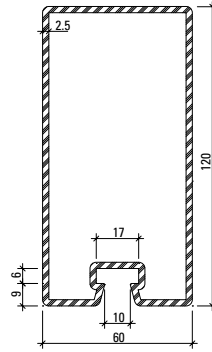
76.695
76.695 Z



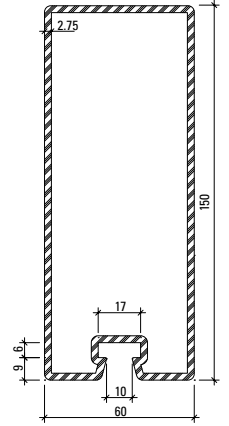
76.678
76.678 Z



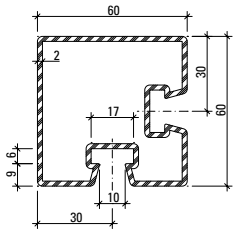
76.684
76.684 Z



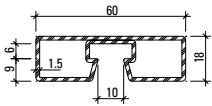
76.698
76.698 Z



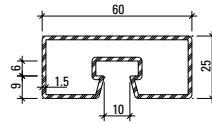
76.667
76.667 Z



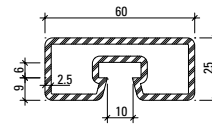
76.095



76.693



76.683

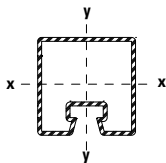


76.681

Artikelbibliothek
Bibliothèque des articles
Article library

DXF **DWG**

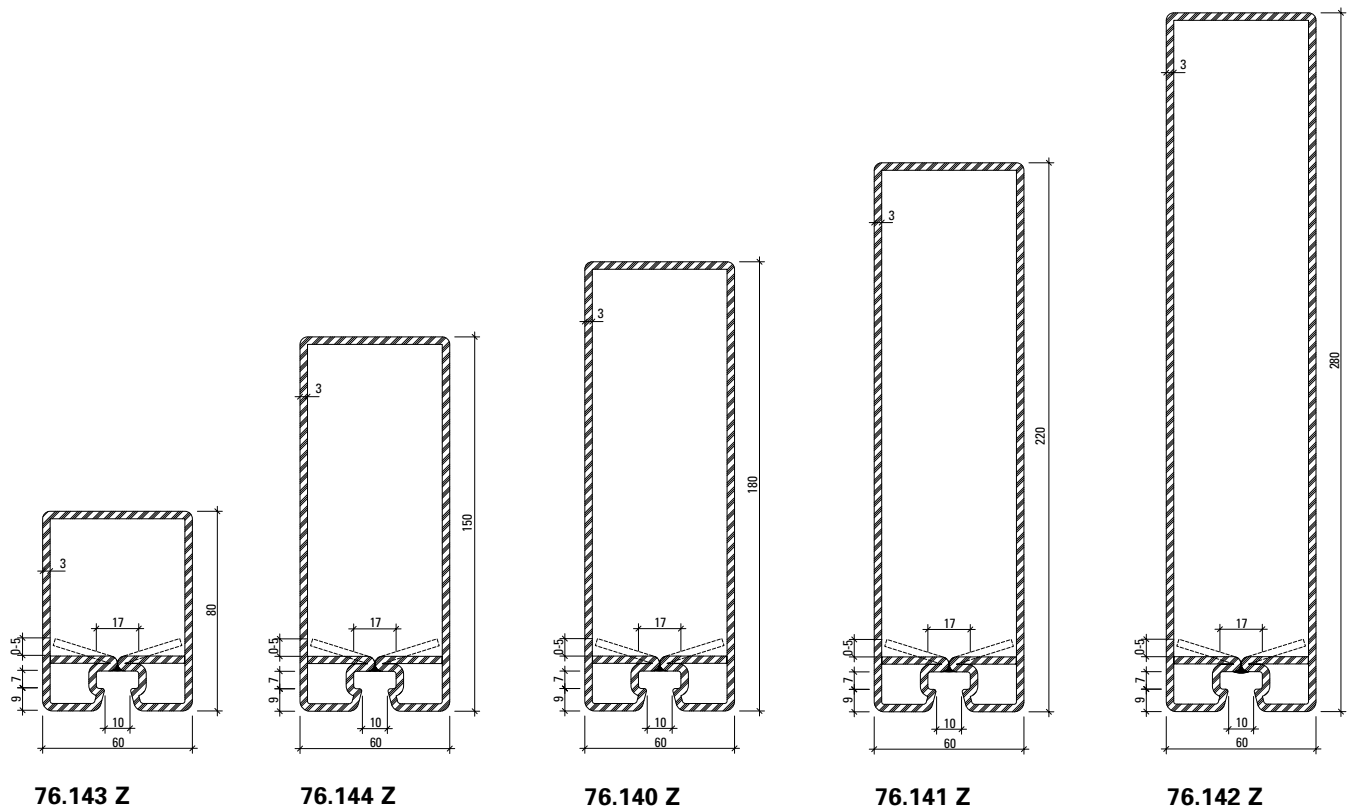
Stabachse
Axe de la barre
Bar axis



Profil-Nr.	G kg/m	F cm ²	I _x cm ⁴	W _x cm ³	I _y cm ⁴	W _y cm ³	U m ² /m	L mm
76.095	4,750	6,1	27,2	8,6	27,2	8,6	0,311	6000
76.667	9,530	12,1	342,8	43,0	75,1	25,0	0,452	6500
76.678	4,800	6,1	53,9	12,6	32,8	11,0	0,320	6500
76.681	3,790	4,8	3,8	2,9	17,3	5,8	0,202	6100
76.683	2,360	3,0	2,6	2,0	11,1	3,7	0,210	6000
76.684	6,730	8,6	114,1	21,3	48,3	16,1	0,352	6500
76.693	2,140	2,8	1,3	1,3	9,3	3,1	0,196	6000
76.695	3,800	4,9	17,2	6,5	22,9	7,6	0,260	6500
76.698	7,500	9,7	179,6	28,0	56,6	18,9	0,400	6500

Profile 60 mm (Masstab 1:3)
Profils 60 mm (échelle 1:3)
Profiles 60 mm (scale 1:3)

VISS Fassade
 VISS façade
 VISS façade



Aufgrund von Fertigungstoleranzen kann die Lage des Rückbogens von 0 bis 5 mm variieren.

En raison des tolérances de fabrication, la position du segment coudé peut varier de 0 à 5 mm.

Due to fabrication tolerances, the position of the rear arch may vary between 0 and 5 mm.

Oberfläche/Werkstoff

Artikel-Nr.

ohne Zusatz = blank

mit Z = bandverzinkter Stahl

Surface/Matériau

No. d'article

sans supplément = brut

avec Z = bandes d'acier zinguées

Surface/Material

Part no.

without addition = bright

with Z = galvanised strip

Artikelbibliothek
 Bibliothèque des articles
 Article library

DXF **DWG**

Profil-Nr.	G kg/m	F cm ²	I _x cm ⁴	W _x cm ³	I _y cm ⁴	W _y cm ³	U m ² /m	L mm
76.140 Z	12,946	16,47	649,2	64,3	100,0	33,2	0,516	8000
76.141 Z	14.833	18.87	1090,2	89,1	119,1	39,7	0,596	8000
76.142 Z	17,662	22,5	2041,7	132,7	148,4	49,5	0,716	10000
76.143 Z	8.340	10.62	80,4	17,9	50,8	16,9	0,316	6500
76.144 Z	11.630	14.82	406,0	47,9	85,0	28,3	0,456	6500

Deckprofile 50 mm (Masstab 1:3)

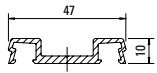
Profils de recouvrement 50 mm (échelle 1:3)

Cover sections 50 mm (scale 1:3)

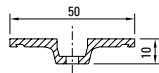
VISS Fassade

VISS façade

VISS façade



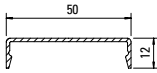
407.800



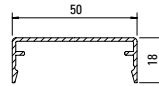
407.821



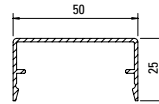
407.823



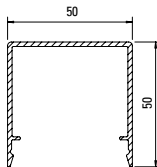
407.860



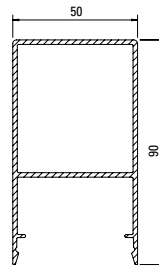
407.861



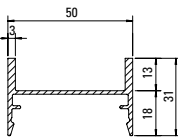
407.862



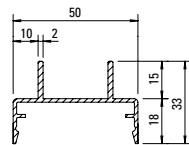
407.863



407.864



407.900



407.911

Werkstoff

Aluminium EN AW 6060 T66 roh, leicht eingeölt

Matériau

Aluminium EN AW 6060 T66 brut, légèrement huilé

Material

Aluminium EN AW 6060 T66 mill finish, slightly oiled

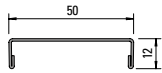
Profil-Nr.	G kg/m	U m ² /m	P m ² /m	L mm
407.800	0,414	0,160		6000
407.821	0,440	0,143	0,067	6000
407.823	0,076	0,043	0,019	6000
407.860	0,266	0,147	0,072	6000

Profil-Nr.	G kg/m	U m ² /m	P m ² /m	L mm
407.861	0,341	0,185	0,084	6000
407.862	0,394	0,213	0,098	6000
407.863	0,660	0,313	0,148	6000
407.864	1,344	0,360	0,228	6000
407.900	0,556	0,240	0,138	6000
407.911	0,510	0,245	0,146	6000

Deckprofile 50 mm (Masstab 1:3)
Profils de recouvrement 50 mm (échelle 1:3)
Cover sections 50 mm (scale 1:3)

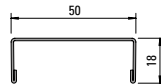
VISS Fassade
 VISS façade
 VISS façade

Edelstahl-Abdeckprofile
Werkstoff 1.4301 (AISI 304)
 geschliffen, Korn 220/240,
 mit Schutzfolie



400.860

Profilé de recouvrement acier Inox
Qualité 1.4301 (AISI 304)
 meulé, degré 220/240,
 avec feuille de protection

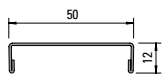


400.861

Stainless steel cover sections
Material 1.4301 (AISI 304)
 polished, grain 220/240,
 with protective film

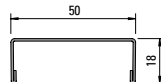


Edelstahl-Abdeckprofile
Werkstoff 1.4401 (AISI 316)
 geschliffen, Korn 220/240,
 mit Schutzfolie



400.862

Profilé de recouvrement acier Inox
Qualité 1.4401 (AISI 316)
 meulé, degré 220/240,
 avec feuille de protection



400.863

Stainless steel cover sections
Material 1.4401 (AISI 316)
 polished, grain 220/240,
 with protective film



Profil-Nr.	G kg/m	L mm
400.860	0,644	6000
400.861	0,734	6000

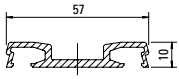
Profil-Nr.	G kg/m	L mm
400.862	0,652	6000
400.863	0,744	6000

Artikelbibliothek
 Bibliothèque des articles
 Article library

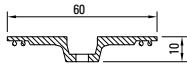
DXF **DWG**

Deckprofile 60 mm (Massstab 1:3)
Profils de recouvrement 60 mm (échelle 1:3)
Cover sections 60 mm (scale 1:3)

VISS Fassade
 VISS façade
 VISS façade



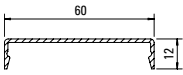
407.802



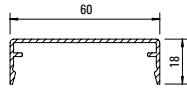
407.822



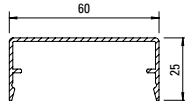
407.823



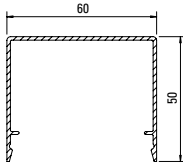
407.865



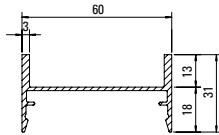
407.866



407.867



407.868



407.901

Werkstoff

Aluminium EN AW 6060 T66 roh, leicht eingeölt

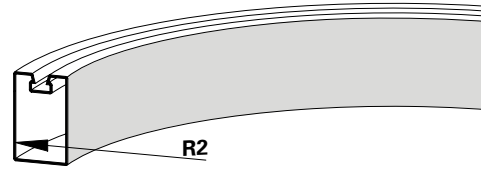
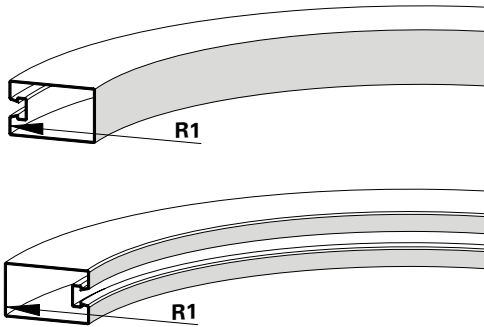
Matériau

Aluminium EN AW 6060 T66 brut, légèrement huilé

Material

Aluminium EN AW 6060 T66 mill finish, slightly oiled

Profil-Nr.	G kg/m	U m ² /m	P m ² /m	L mm
407.802	0,558	0,190		6000
407.822	0,530	0,163	0,051	6000
407.823	0,076	0,043	0,019	6000
407.865	0,304	0,167	0,082	6000
407.866	0,379	0,205	0,094	6000
407.867	0,432	0,223	0,108	6000
407.868	0,750	0,330	0,160	6000
407.901	0,590	0,255	0,148	6000



Profil Profilé Profile	R1 mm	R2 mm
76.666	3000	1000
76.667	3800	2000
76.671	1000	1000
76.678	2000	1100
76.679	2600	1000
76.684	2200	1300
76.694	700	700
76.695	1300	1000
76.696	2000	800
76.697	2200	900
76.698	2500	2500

Profil Profilé Profile	R1 mm	R2 mm
76.680	500	500
76.681	500	500
76.683	700	750
76.692	600	
76.693	600	

Hinweis:

Alle Profile sind auch in verzinkter Ausführung (Z) biegebar.

Beim Biegen von engen Radien kann sich die VISS-Nute verjüngen.

Remarque:

Tous les profilés sont également cintrables en exécution galvanisée (Z).

La rainure VISS peut s'amincir lors du cintrage pour des rayons serrés.

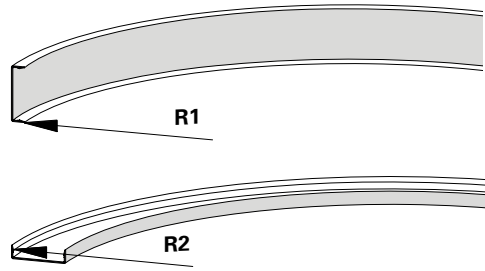
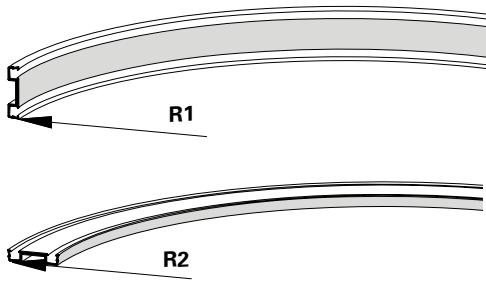
Note:

All profiles can also be bent into curves in the galvanised finish (Z).

The VISS flute might be tapered down when bending narrow radii.

Biegeradien
Travaux de cintrage
Bending data

VISS Fassade
 VISS façade
 VISS façade



Profil Profilé Profile	R1 mm	R2 mm
400.800	800	1500
400.800 Z	800	1200
400.801 Z	800	1800
400.802	800	1500
400.802 Z	800	1500
400.803 Z	800	1800
407.800	500	1050
407.802	500	1100

Profil Profilé Profile	R1 mm	R2 mm
407.815	500	700
407.860	500	850
407.861	500	950
407.862	700	1250
407.865	500	1250
407.866	700	1300
407.867	700	1300

Schnittpunkte	Coupe de détails	Section details
Pfosten/Riegel-Details 50 mm	Détails montant/traverse 50 mm	Details mullion/transom 50 mm
Segment-Verglasung 50 mm	Vitrage segmenté 50 mm	Segmental glazing 50 mm
VISS Linea 50 mm	VISS Linea 50 mm	VISS Linea 50 mm
Flaches Deckprofil 50 mm	Profilé de recouvrement plat 50 mm	Flat cover cap 50 mm
VISS Linea 50 mm	VISS Linea 50 mm	VISS Linea 50 mm
Einfachverglasung 50 mm	Vitrage simple 50 mm	Single glazing 50 mm
Pfosten/Riegel-Details 60 mm	Détails montant/traverse 60 mm	Details mullion/transom 60 mm
Segment-Verglasung 60 mm	Vitrage segmenté 60 mm	Segmental glazing 60 mm
Flaches Deckprofil 60 mm	Profilé de recouvrement plat 60 mm	Flat cover cap 60 mm
Einfachverglasung 60 mm	Vitrage simple 60 mm	Single glazing 60 mm

Konstruktions-Details	Détails de constructions	Construction details
Einsatzelement Janisol HI	Élément de remplissage Janisol HI	Infill element Janisol HI
Einsatzelement Janisol-Türe	Élément de remplissage porte Janisol	Infill element Janisol door
Einsatzelement Janisol Primo	Élément de remplissage Janisol Primo	Infill element Janisol Primo
Einsatzelement Janisol Arte	Élément de remplissage Janisol Arte	Infill element Janisol Arte
Aussenecke 90°	Angle extérieur 90°	Outer corner 90°
Aussenecke 135°	Angle extérieur 135°	Outer corner 135°
Innenecke 135°	Angle intérieur 135°	Inner corner 135°

Anschlüsse am Bau	Raccords au mur	Attachment to structure
System-Hinweise	Indications du système	System instructions
U _f -Werte nach EN 10077-2	Valeurs U _f selon EN 10077-2	U _f values according to EN 10077-2

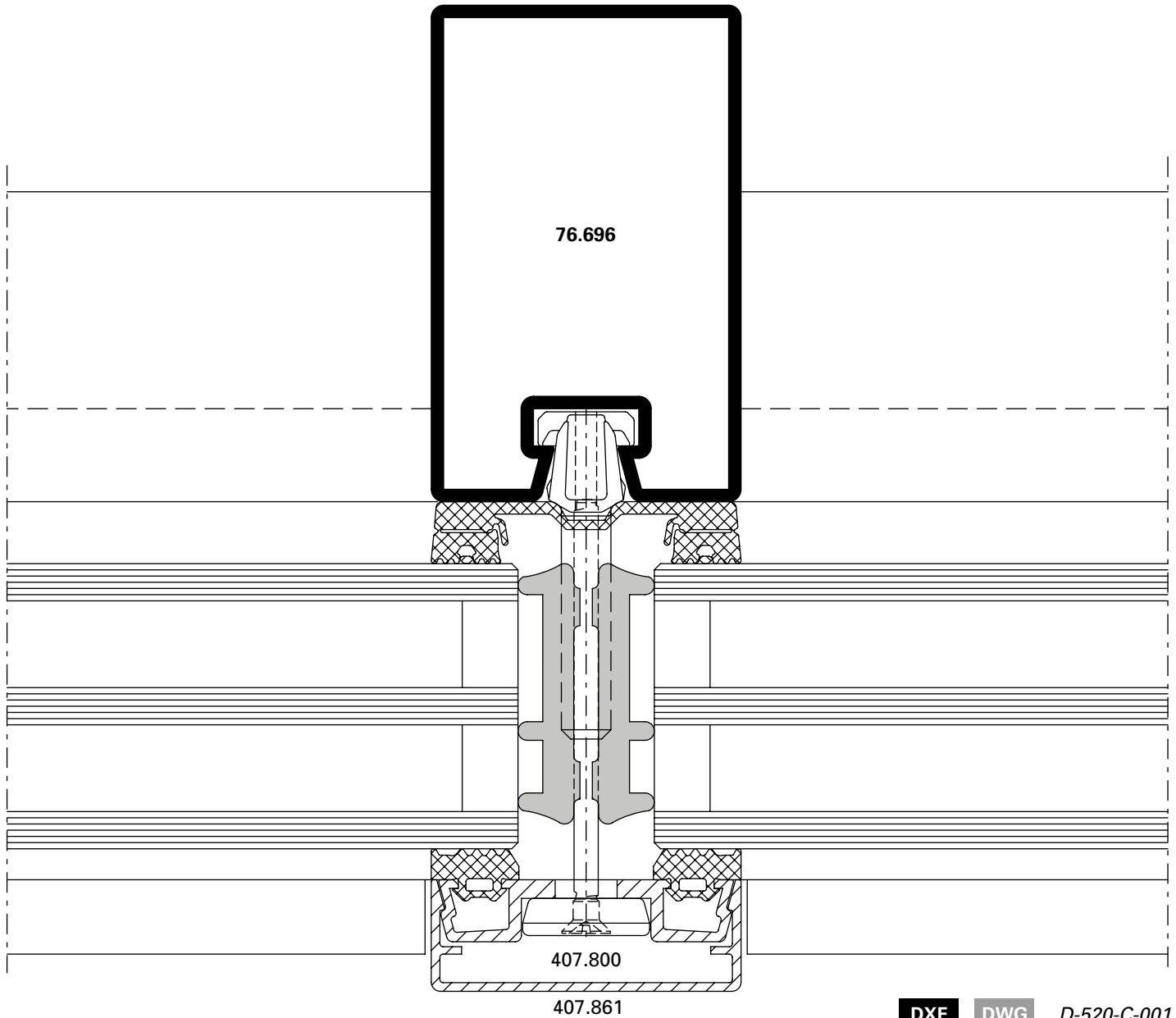
Schnittpunkte im Massstab 1:1
Coupe de détails à l'échelle 1:1
Section details on scale 1:1

VISS Fassade
VISS façade
VISS façade

VISS HI
Pfosten-Detail
Ansichtsbreite 50 mm

VISS HI
Détail du montant
Largeur de face 50 mm

VISS HI
Detail of mullion
Width 50 mm



DXF **DWG** D-520-C-001

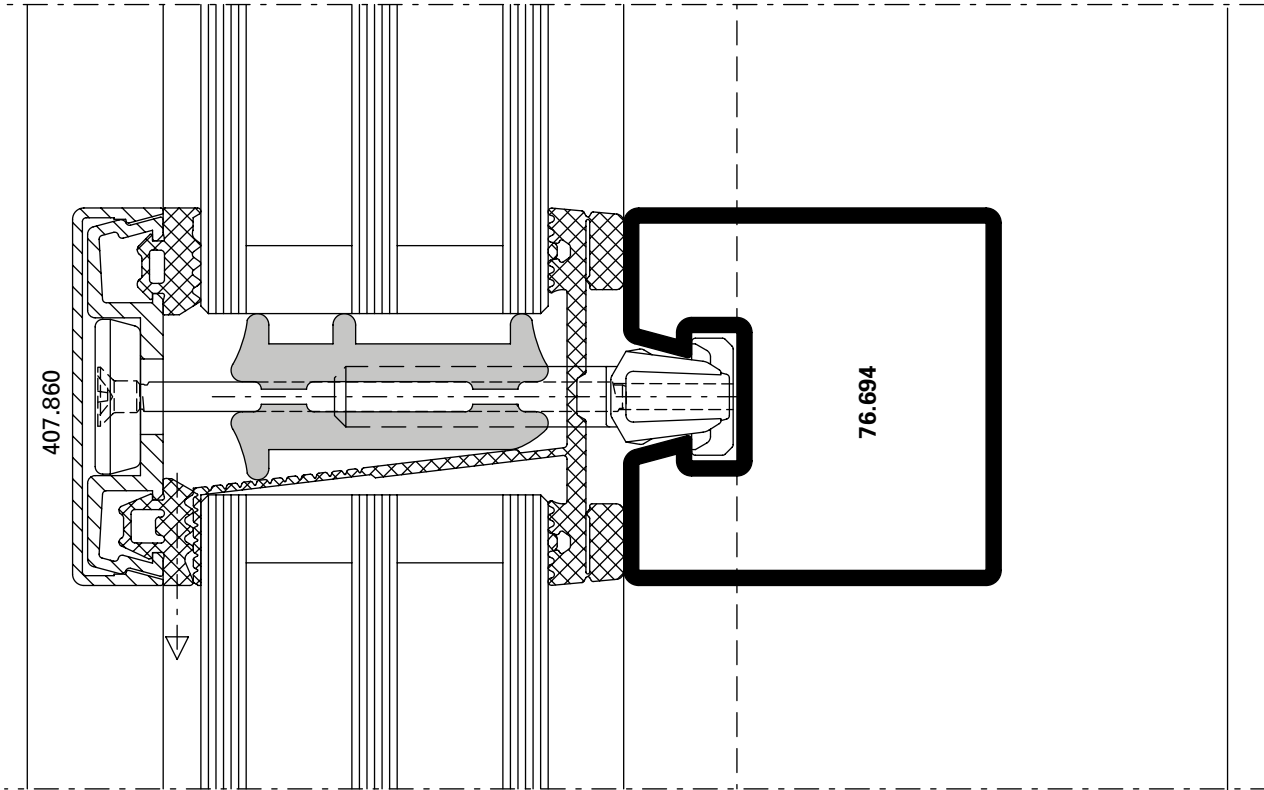
Schnittpunkte im Masstab 1:1
Coupe de détails à l'échelle 1:1
Section details on scale 1:1

VISS Fassade
VISS façade
VISS façade

VISS HI
Riegel-Detail
Ansichtsbreite 50 mm

VISS HI
Détail de la traverse
Largeur de face 50 mm

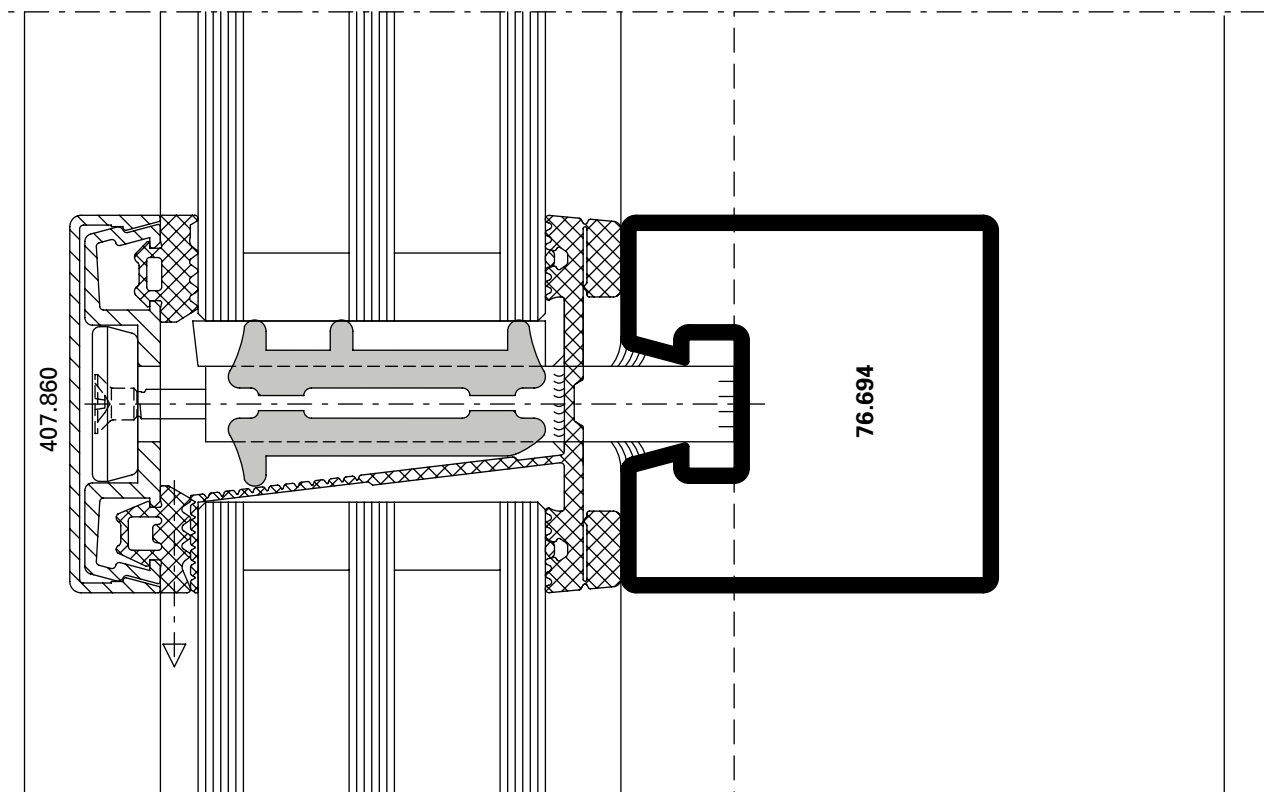
VISS HI
Detail of transom
Width 50 mm



D-520-C-002

DWG

DXF



D-520-C-003

DWG

DXF

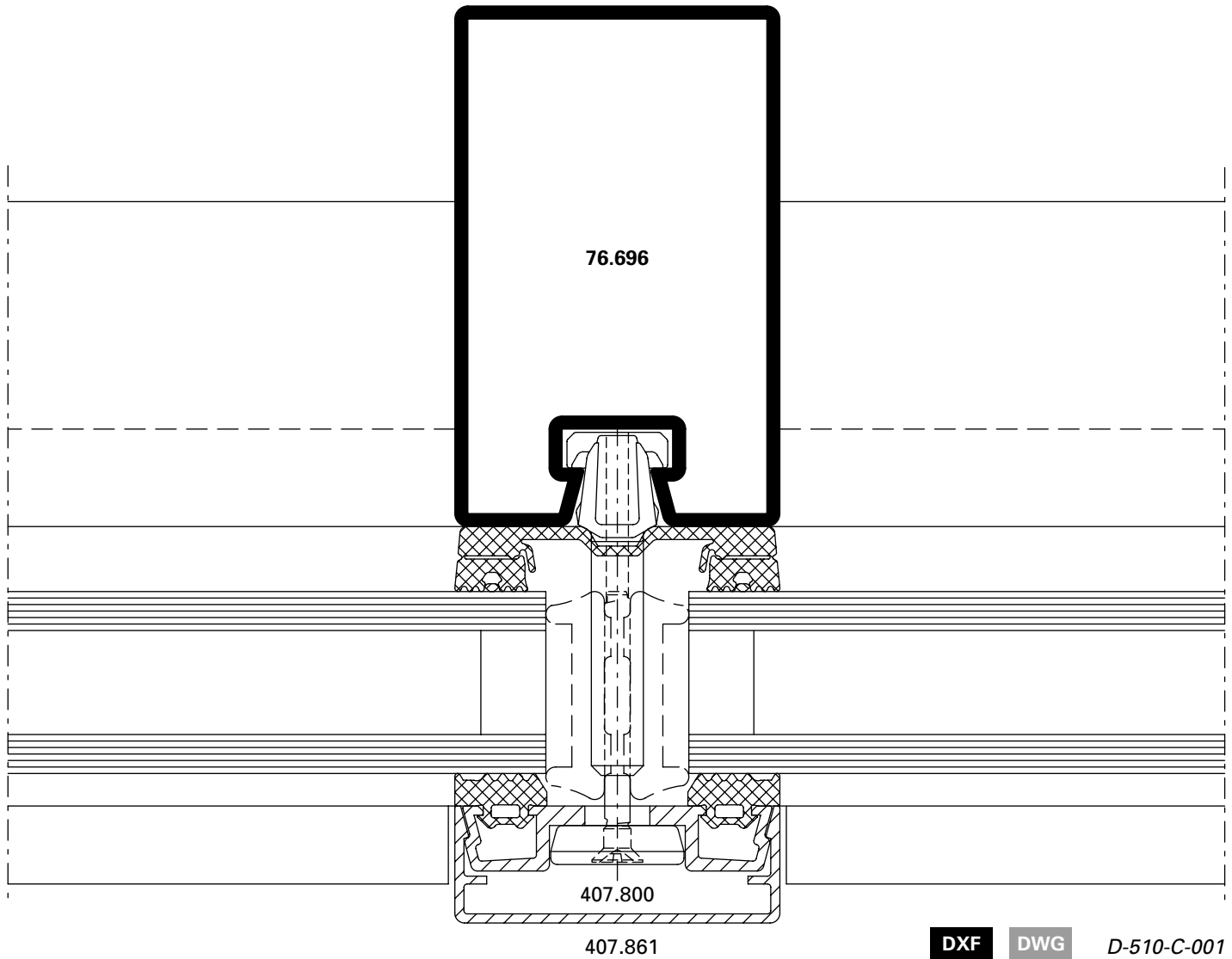
Schnittpunkte im Massstab 1:1
Coupe de détails à l'échelle 1:1
Section details on scale 1:1

VISS Fassade
VISS façade
VISS façade

Pfosten-Detail
Ansichtsbreite 50 mm

Détail du montant
Largeur de face 50 mm

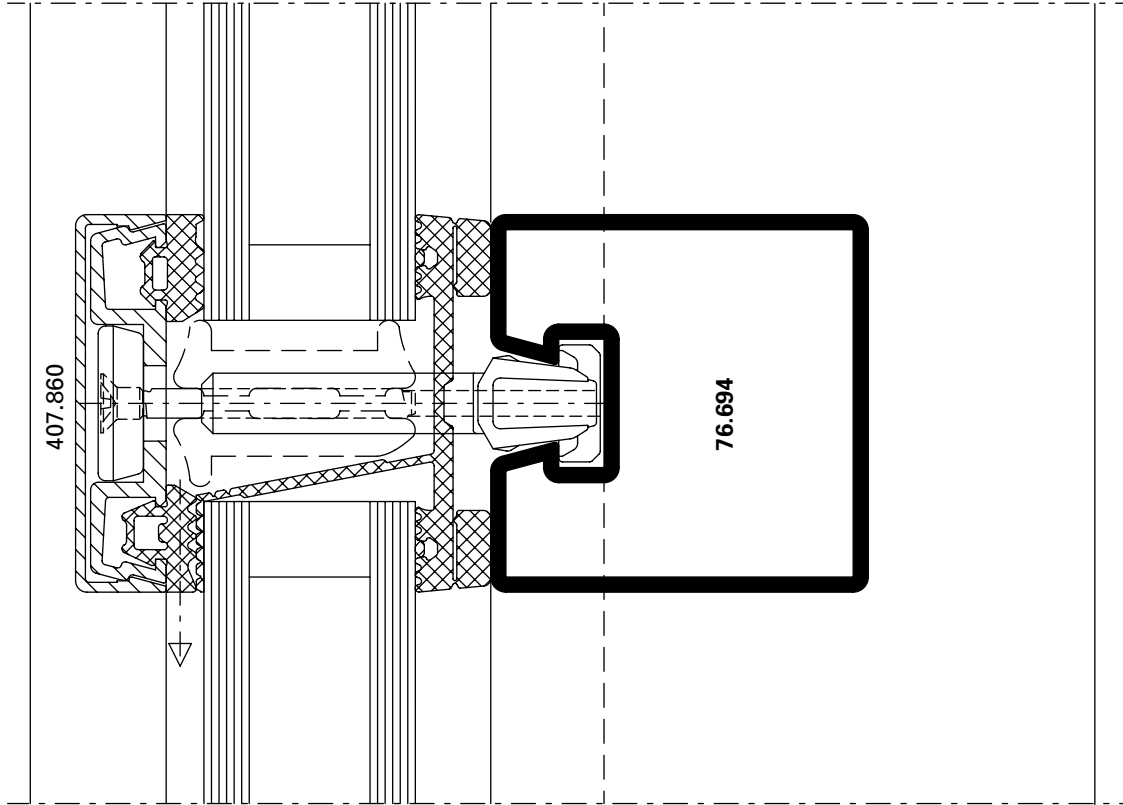
Detail of mullion
Width 50 mm



Riegel-Detail
Ansichtsbreite 50 mm

Détail de la traverse
Largeur de face 50 mm

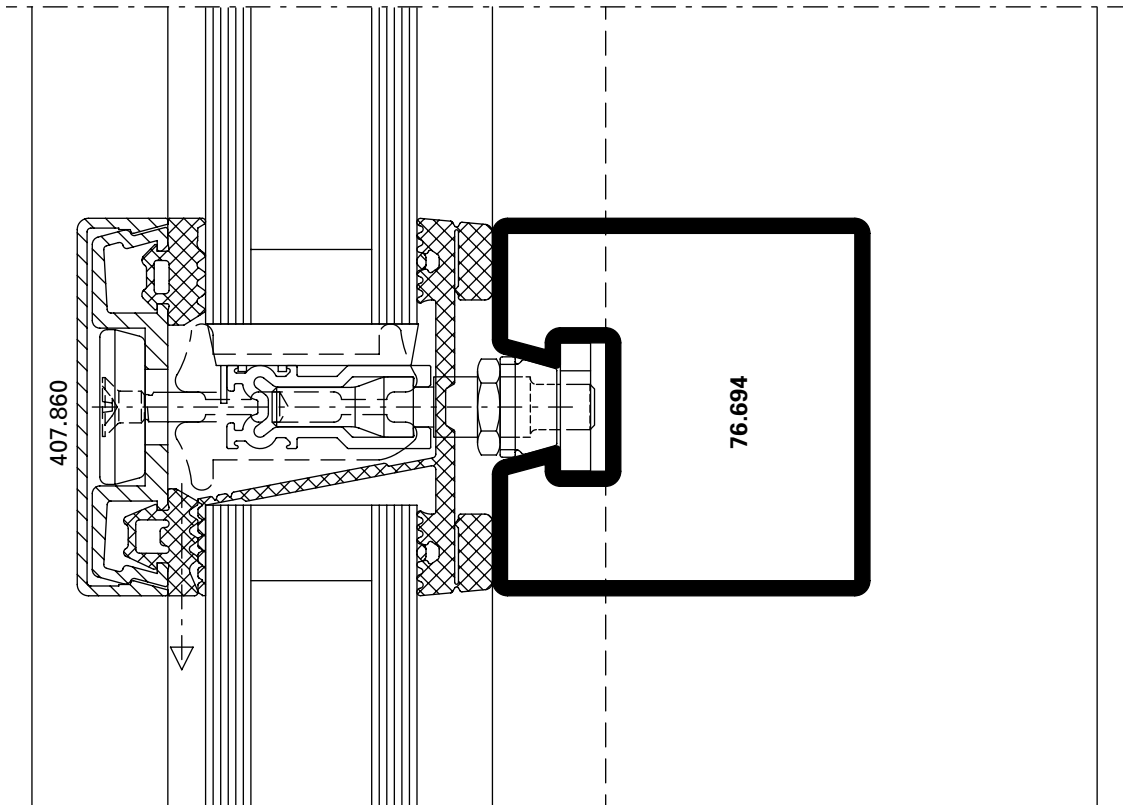
Detail of transom
Width 50 mm



D-510-C-002

DWG

DXF



D-510-C-003

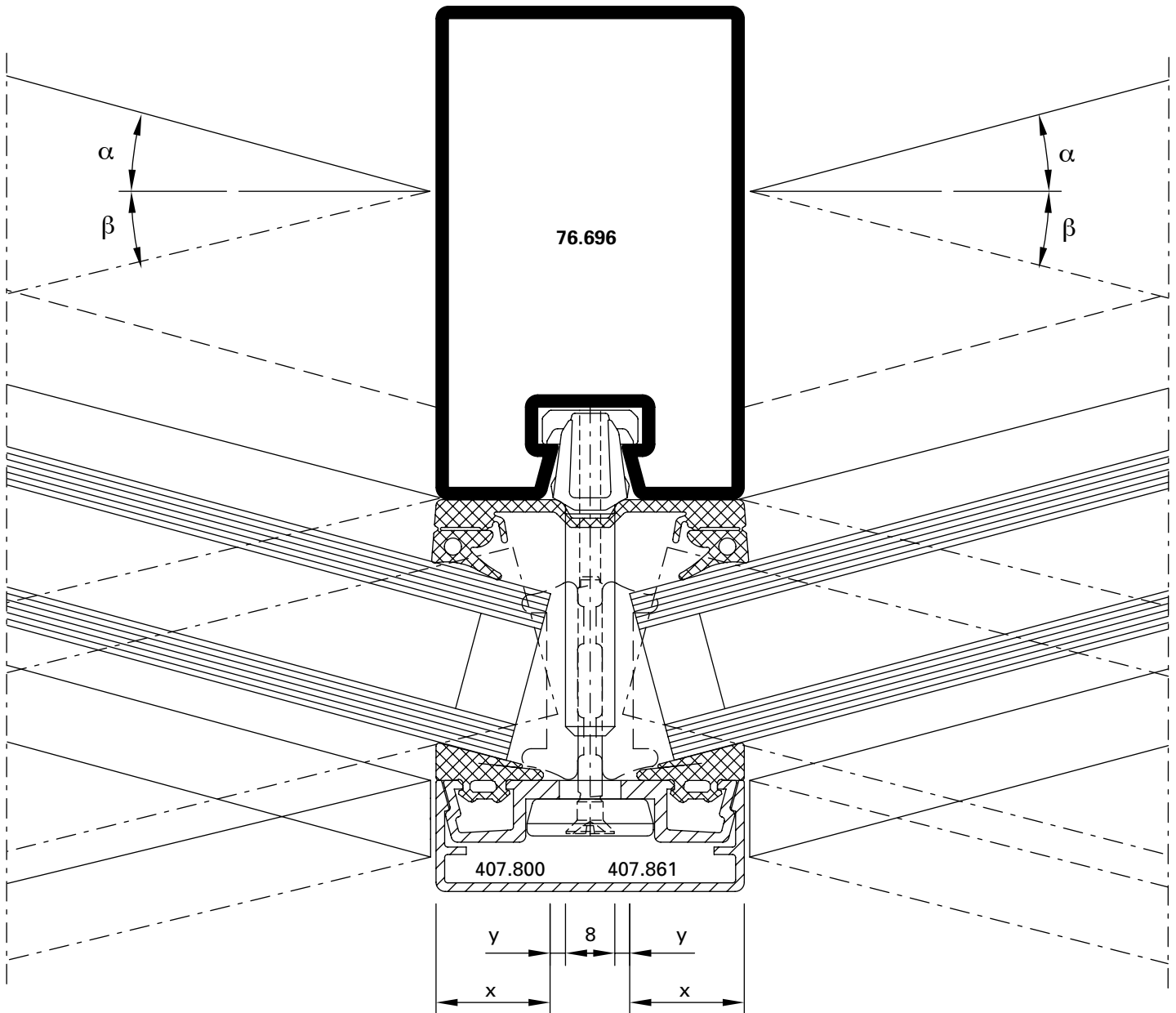
DWG

DXF

Pfosten-Detail
 Segmentverglasung 50 mm

Détail du montant
 Vitrage segmenté 50 mm

Detail of mullion
 Segmental glazing, width 50 mm



DXF DWG D-510-C-004

α β	Füllelement- dicke	X(max) mm	Y(min) mm
0 – 5°	20 – 45 mm	16	5
5 – 10°	20 – 35 mm	18	3
10 – 15°	20 – 24 mm	18	3

α β	Epaisseur du remplissage	X(max) mm	Y(min) mm
0 – 5°	20 – 45 mm	16	5
5 – 10°	20 – 35 mm	18	3
10 – 15°	20 – 24 mm	18	3

α β	Thickness of glass/panel	X(max) mm	Y(min) mm
0 – 5°	20 – 45 mm	16	5
5 – 10°	20 – 35 mm	18	3
10 – 15°	20 – 24 mm	18	3

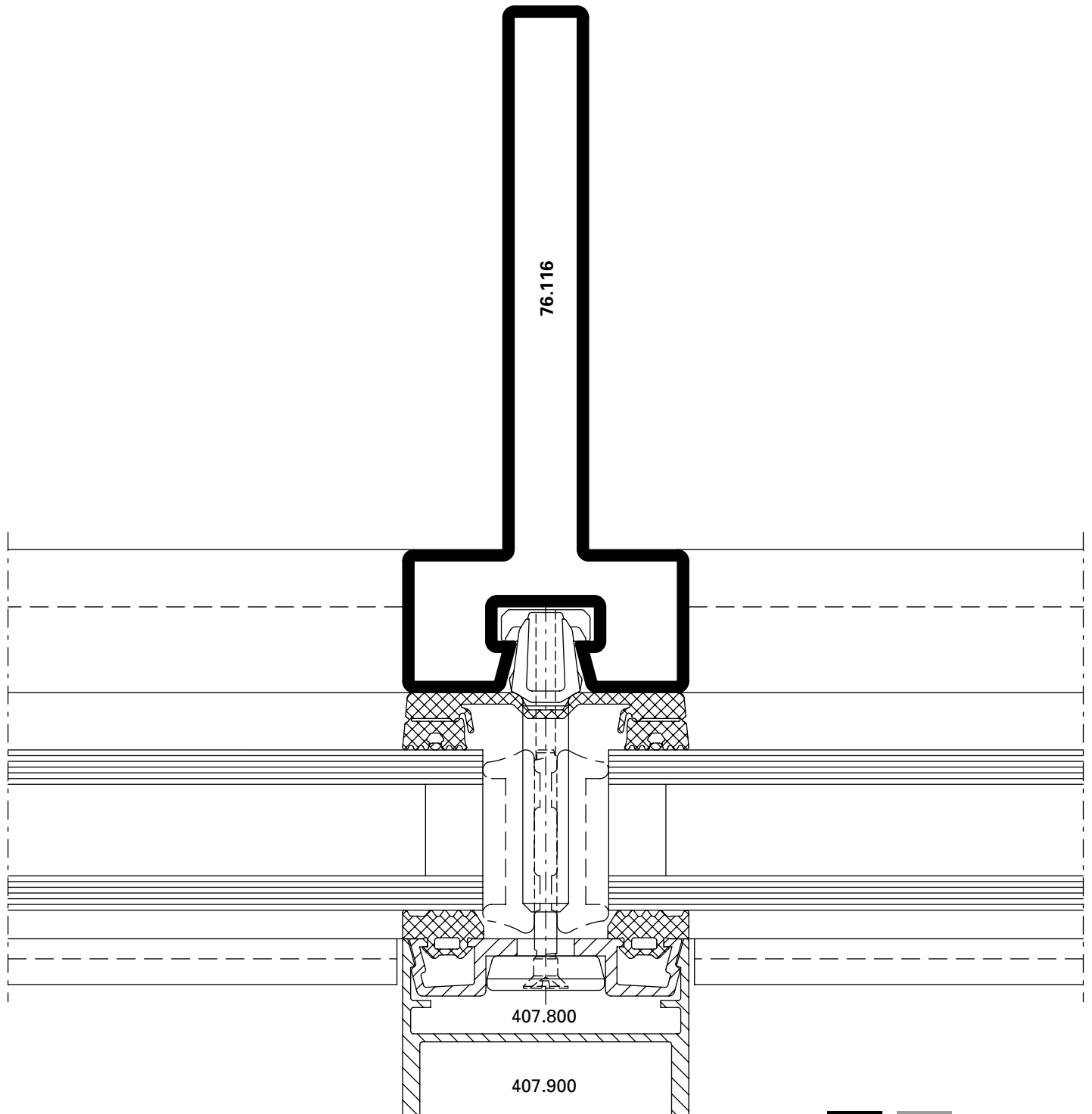
Schnittpunkte im Massstab 1:1
Coupe de détails à l'échelle 1:1
Section details on scale 1:1

VISS Fassade
VISS façade
VISS façade

Pfosten-Detail VISS Linea
Ansichtsbreite 50 mm

Détail du montant VISS Linea
Largeur de face 50 mm

Detail of mullion VISS Linea
Width 50 mm



DXF DWG D-510-C-016

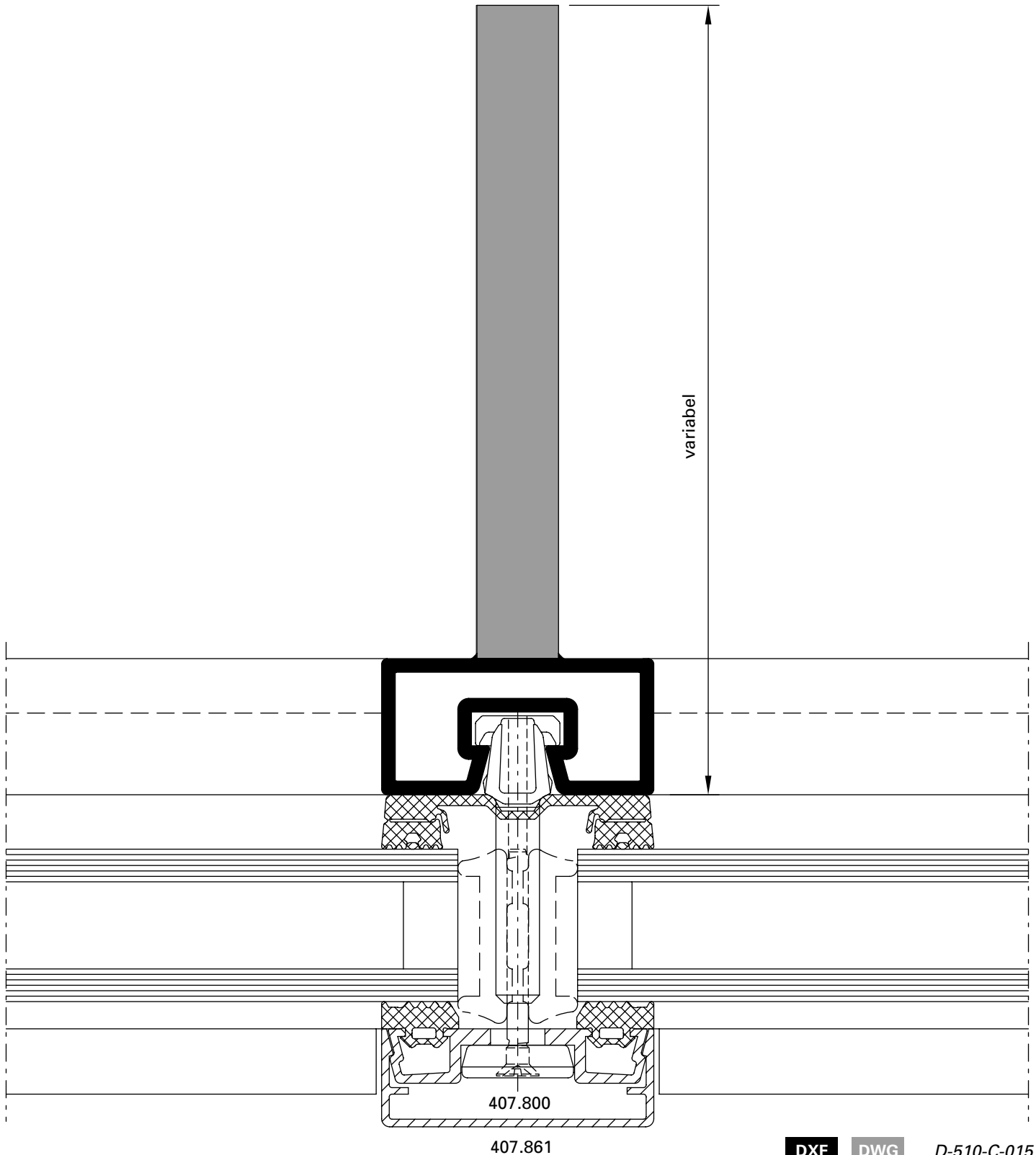
Schnittpunkte im Massstab 1:1
Coupe de détails à l'échelle 1:1
Section details on scale 1:1

VISS Fassade
VISS façade
VISS façade

Pfosten-Detail VISS Linea
Lasergeschweisst
Ansichtsbreite 50 mm

Détail du montant VISS Linea
Soudage au laser
Largeur de face 50 mm

Detail of mullion VISS Linea
Laser welding
Width 50 mm



DXF

DWG

D-510-C-015

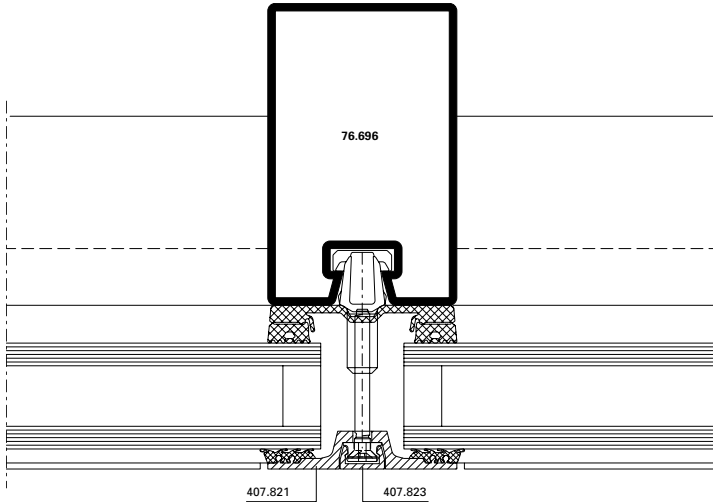
Schnittpunkte im Massstab 1:2
Coupe de détails à l'échelle 1:2
Section details on scale 1:2

VISS Fassade
VISS façade
VISS façade

Pfosten-Detail
Flaches Deckprofil
Ansichtsbreite 50 mm

Détail du montant
Profilé de recouvrement plat
Largeur de face 50 mm

Detail of mullion
Flat cover cap
Width 50 mm



DXF

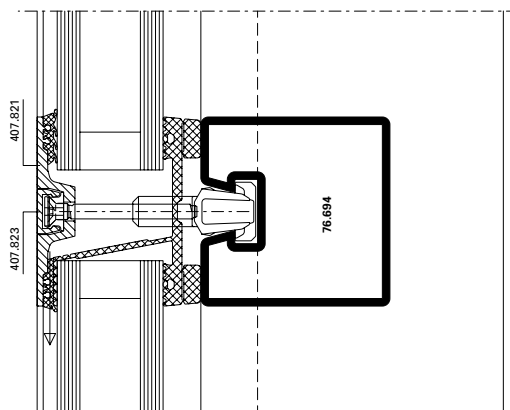
DWG

D-510-C-017

Riegel-Detail
Flaches Deckprofil
Ansichtsbreite 50 mm

Détail de la traverse
Profilé de recouvrement plat
Largeur de face 50 mm

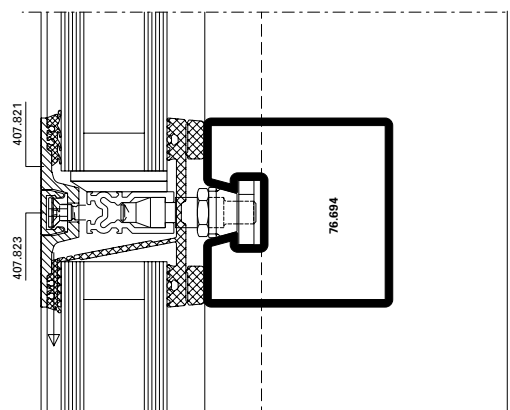
Detail of transom
Flat cover cap
Width 50 mm



D-510-C-018

DWG

DXF



D-510-C-019

DWG

DXF

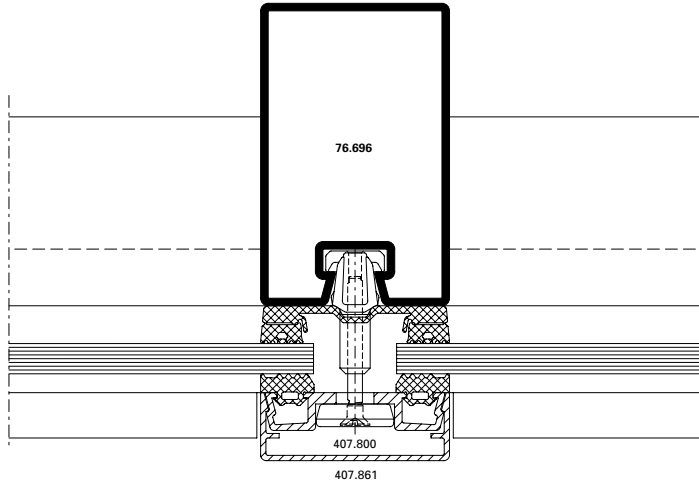
Schnittpunkte im Massstab 1:2
Coupe de détails à l'échelle 1:2
Section details on scale 1:2

VISS Fassade
VISS façade
VISS façade

Pfosten-Detail
Einfachverglasung
Ansichtsbreite 50 mm

Détail du montant
Vitrage simple
Largeur de face 50 mm

Detail of mullion
Single glazing
Width 50 mm

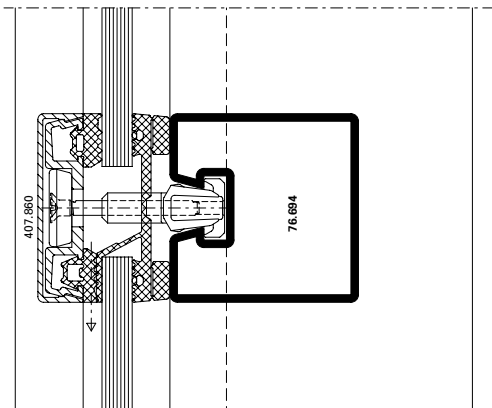


DXF **DWG** D-510-C-012

Riegel-Detail
Einfachverglasung
Ansichtsbreite 50 mm

Détail de la traverse
Vitrage simple
Largeur de face 50 mm

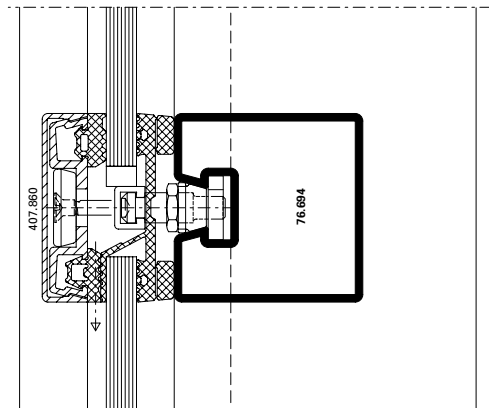
Detail of transom
Single glazing
Width 50 mm



D-510-C-013

DWG

DXF



D-510-C-014

DWG

DXF

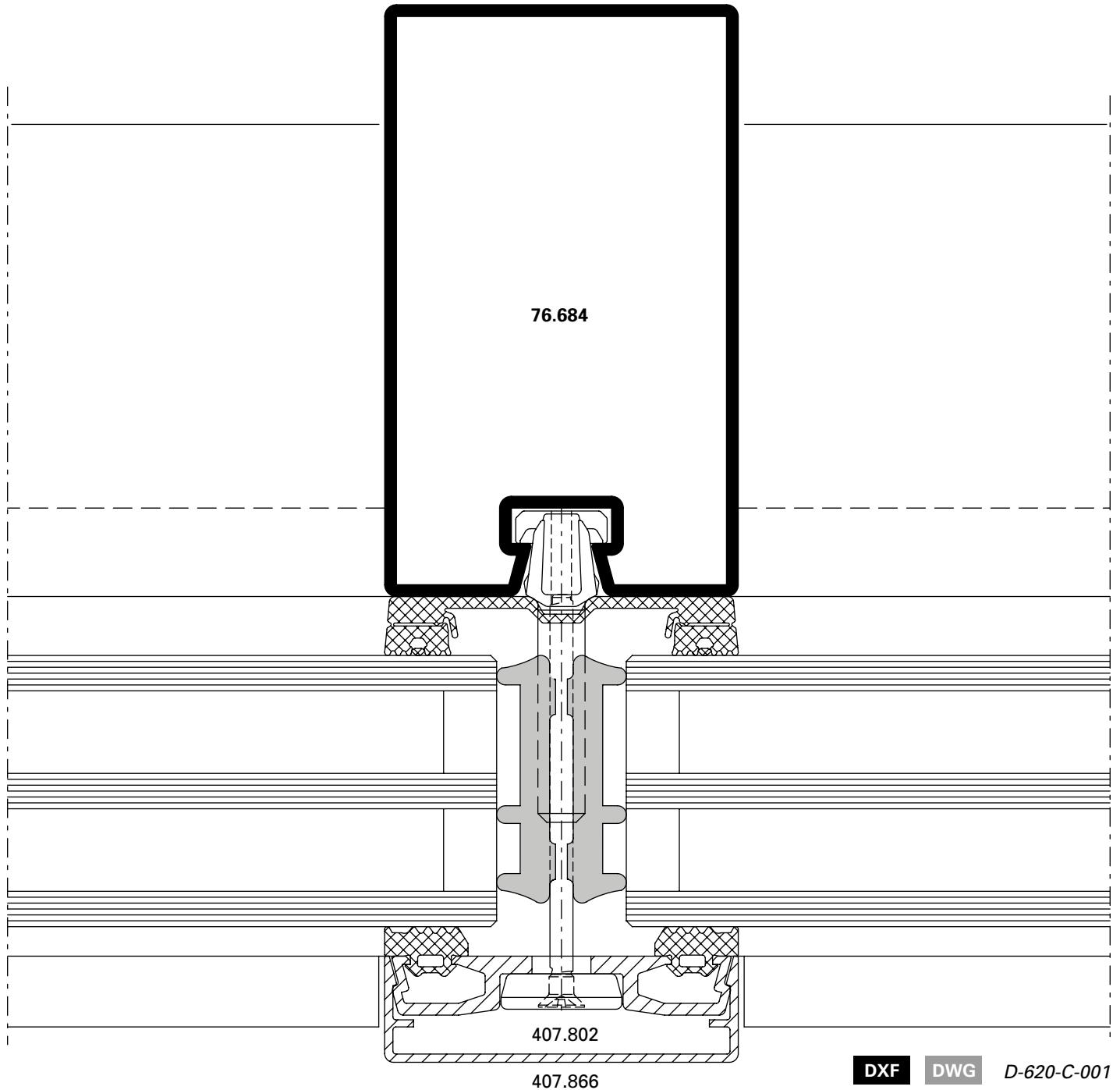
Schnittpunkte im Massstab 1:1
Coupe de détails à l'échelle 1:1
Section details on scale 1:1

VISS Fassade
VISS façade
VISS façade

VISS HI
Pfosten-Detail
Ansichtsbreite 60 mm

VISS HI
Détail du montant
Largeur de face 60 mm

VISS HI
Detail of mullion
Width 60 mm



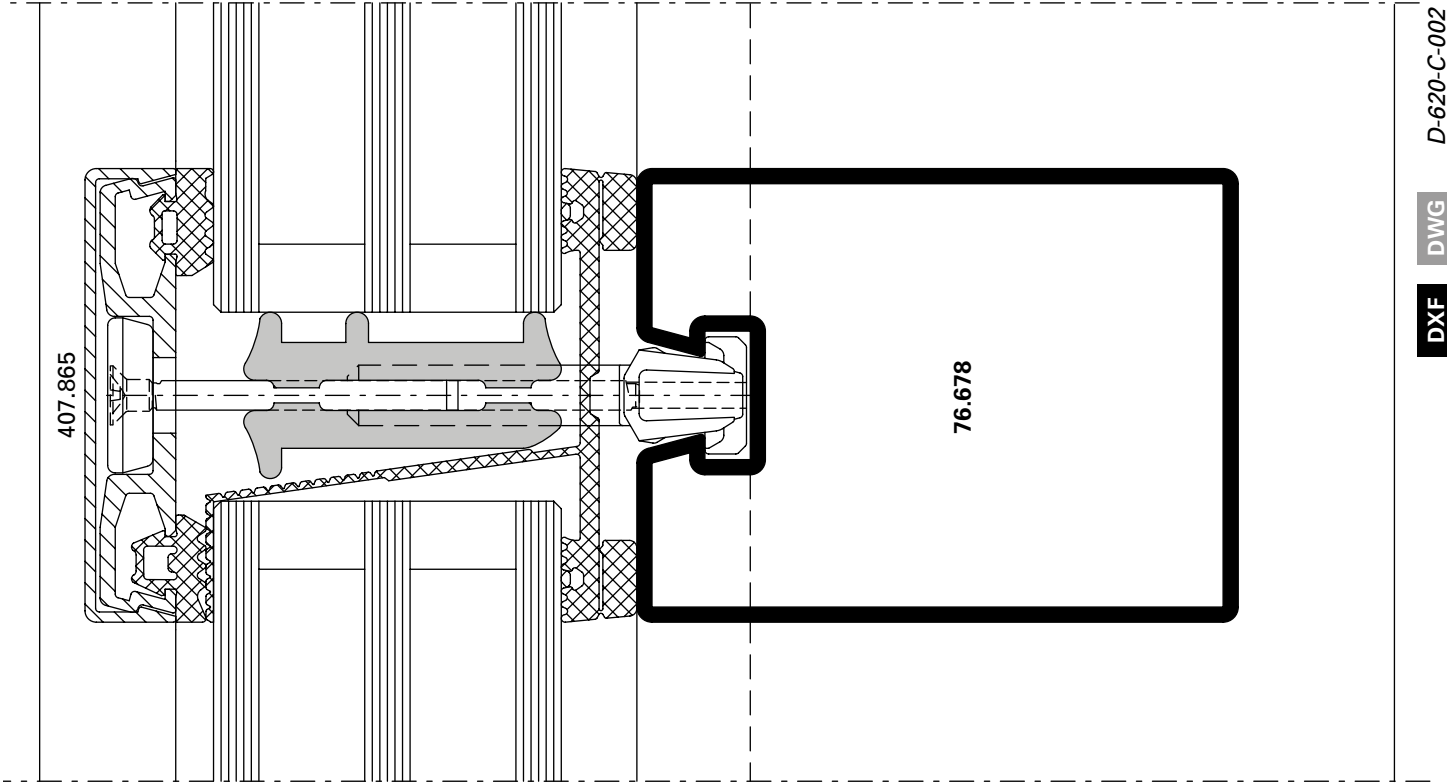
Schnittpunkte im Massstab 1:1
Coupe de détails à l'échelle 1:1
Section details on scale 1:1

VISS Fassade
VISS façade
VISS façade

VISS HI
Riegel-Detail
Ansichtsbreite 60 mm

VISS HI
Détail de la traverse
Largeur de face 60 mm

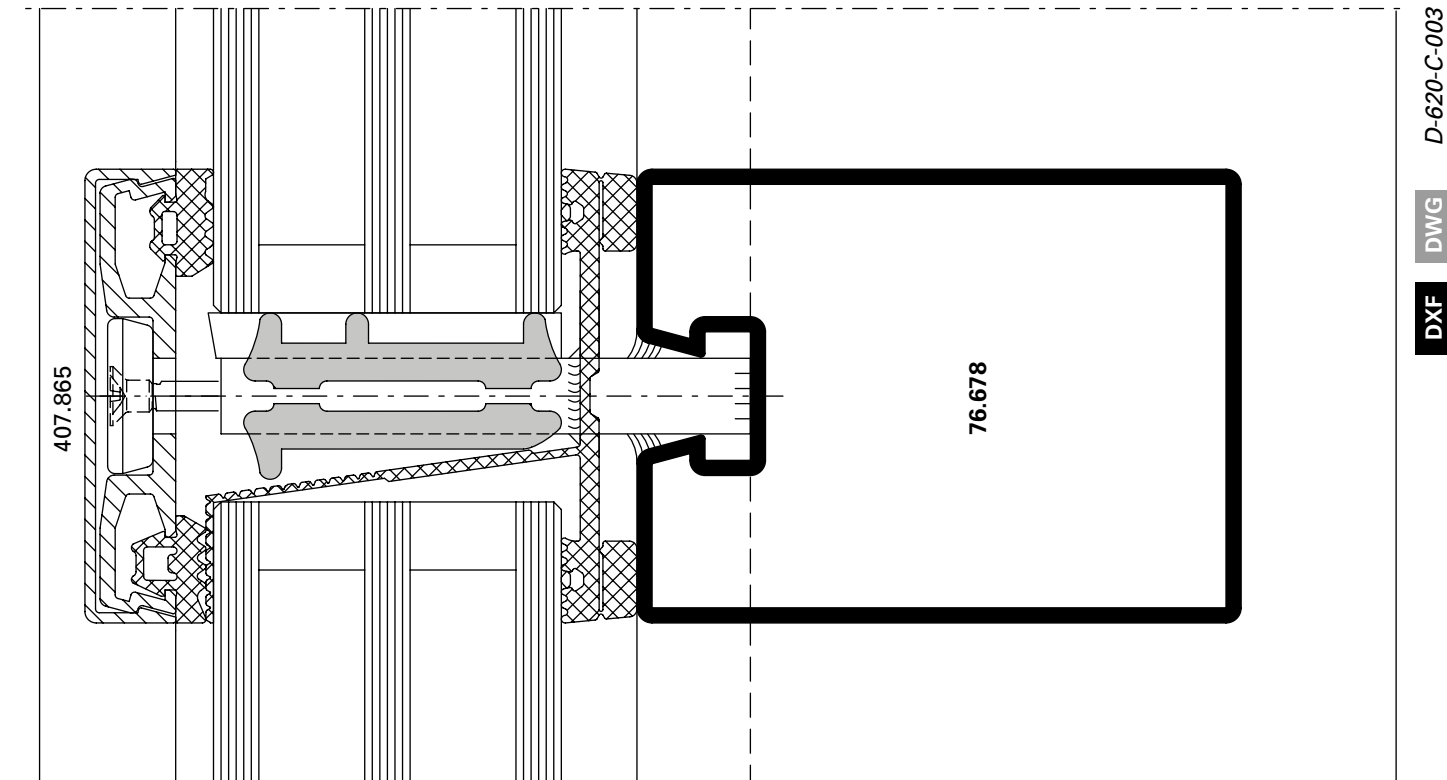
VISS HI
Detail of transom
Width 60 mm



DWG D-620-C-002

DWG

DXF



DWG D-620-C-003

DWG

DXF

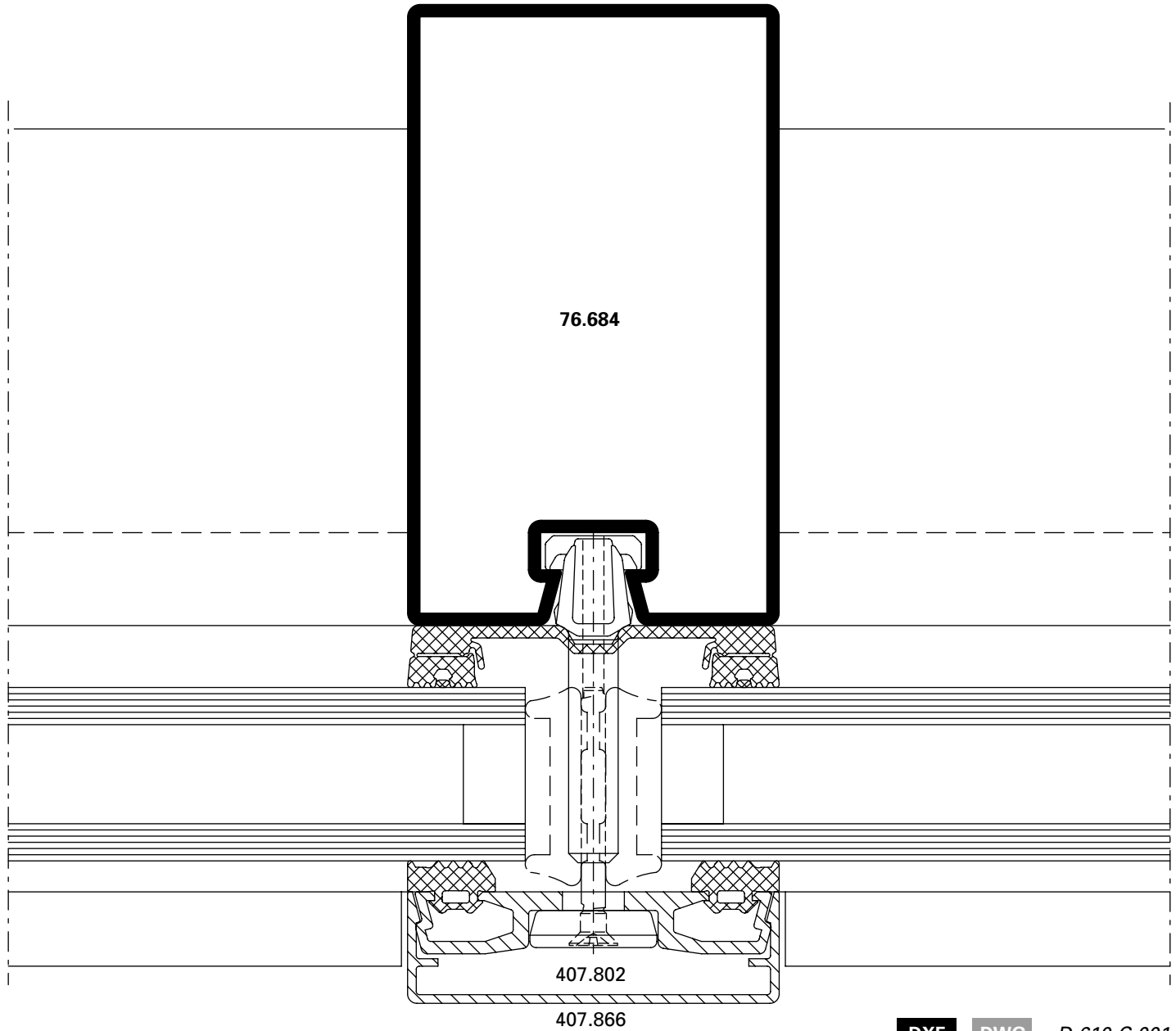
Schnittpunkte im Massstab 1:1
Coupe de détails à l'échelle 1:1
Section details on scale 1:1

VISS Fassade
VISS façade
VISS façade

Pfosten-Detail
Ansichtsbreite 60 mm

Détail du montant
Largeur de face 60 mm

Detail of mullion
Width 60 mm

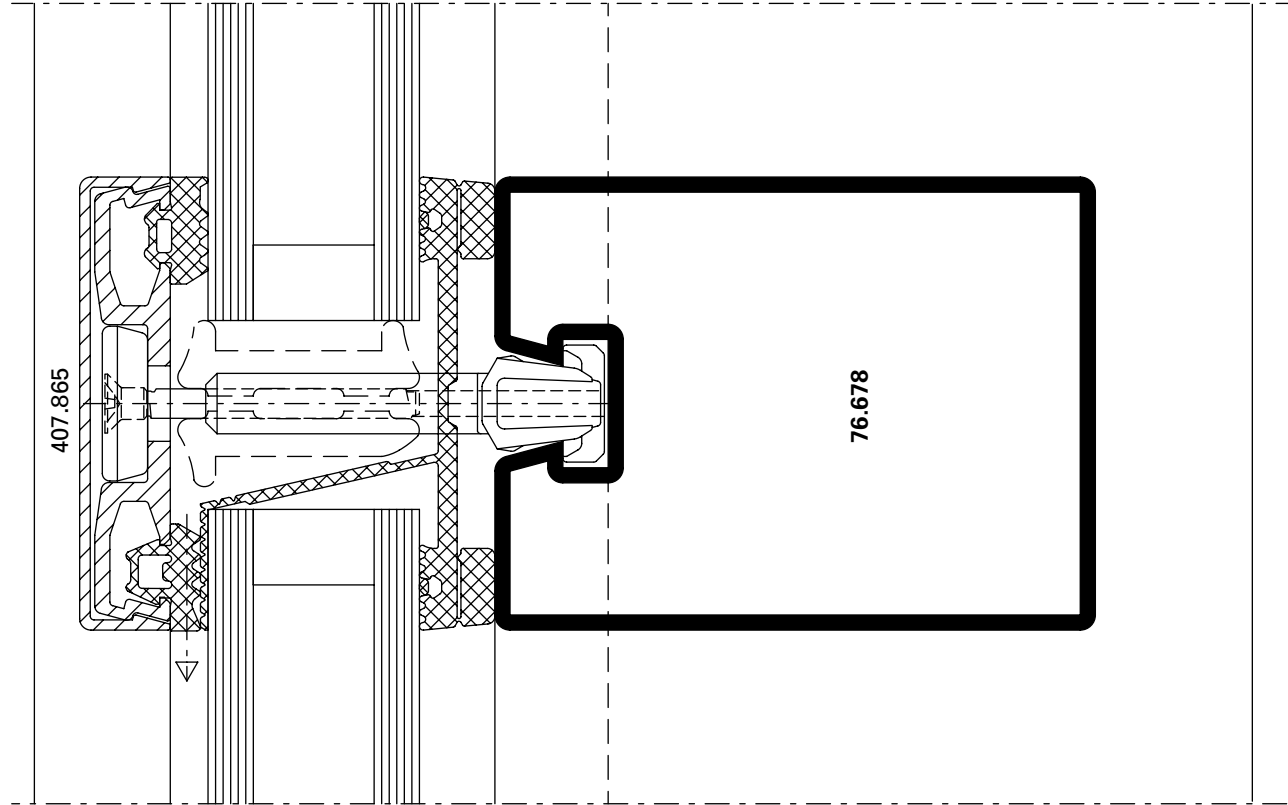


DXF **DWG** D-610-C-001

Riegel-Detail
Ansichtsbreite 60 mm

Détail de la traverse
Largeur de face 60 mm

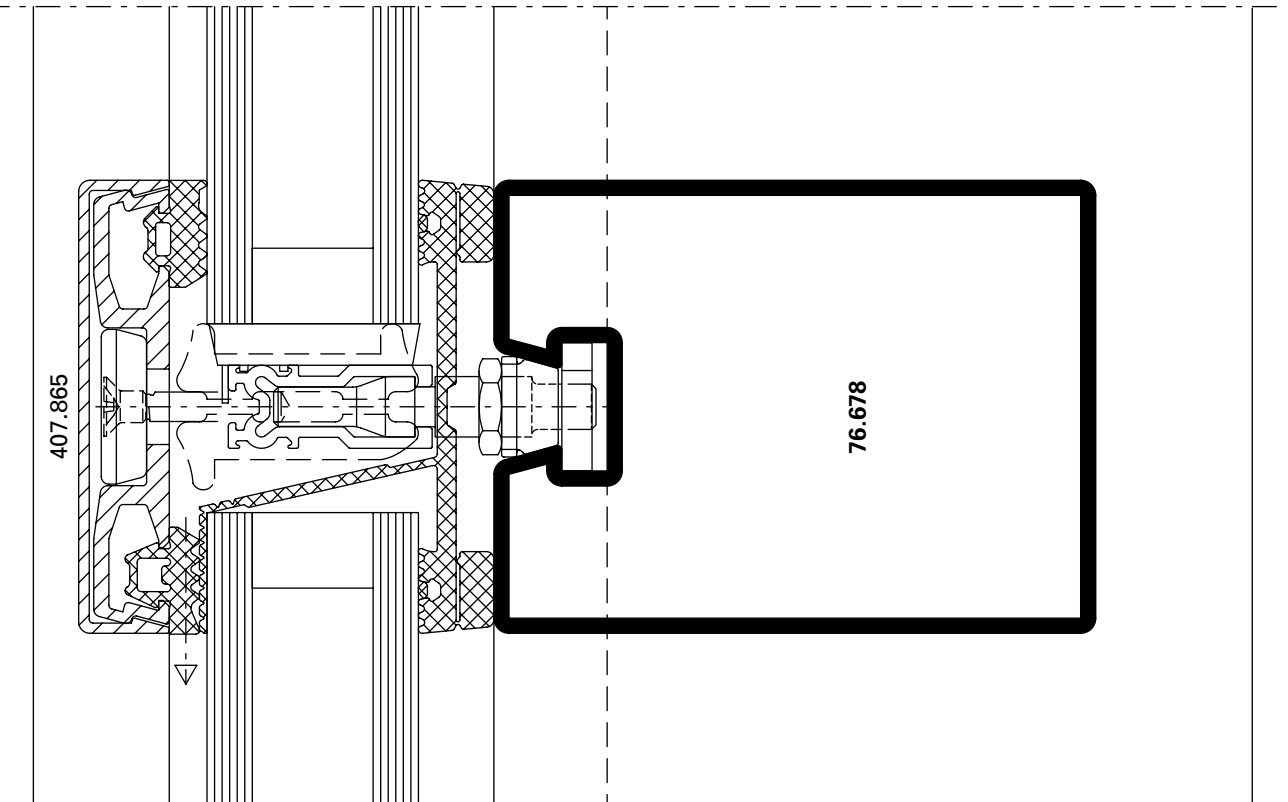
Detail of transom
Width 60 mm



D-610-C-002

DWG

DXF



D-610-C-003

DWG

DXF

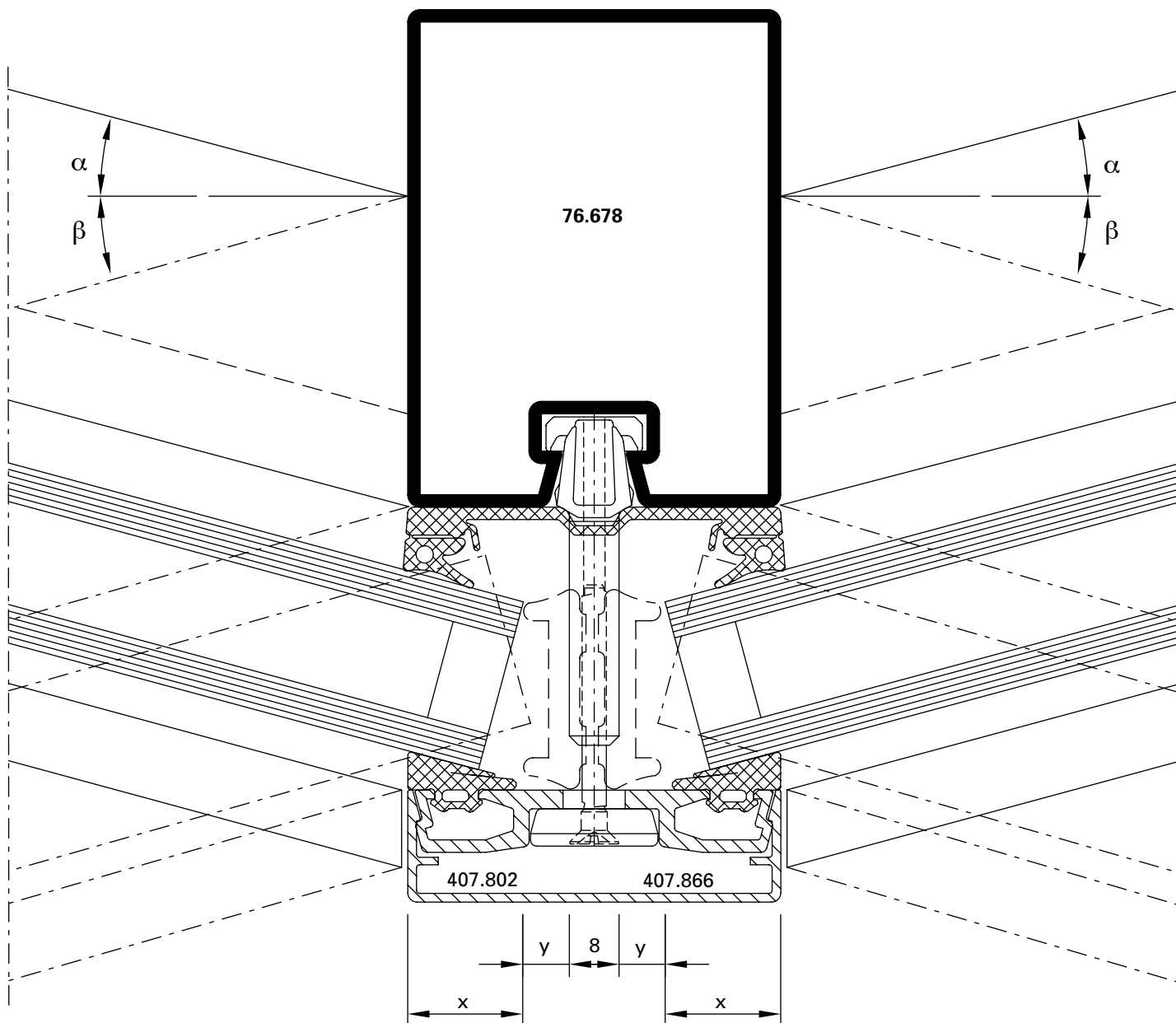
Schnittpunkte im Massstab 1:1
 Coupe de détails à l'échelle 1:1
 Section details on scale 1:1

VISS Fassade
 VISS façade
 VISS façade

Pfosten-Detail
 Segmentverglasung 60 mm

Détail du montant
 Vitrage segmenté 60 mm

Detail of mullion
 Segmental glazing, width 60 mm



DXF DWG D-610-C-004

α	Füllelement- dicke	X (max) mm	Y (min) mm
0 – 5°	20 – 70 mm	21	5
5 – 10°	20 – 50 mm	21	5
10 – 15°	20 – 35 mm	21	5

α	Epaisseur du remplissage	X (max) mm	Y (min) mm
0 – 5°	20 – 70 mm	21	5
5 – 10°	20 – 50 mm	21	5
10 – 15°	20 – 35 mm	21	5

α	Thickness of glass/panel	X (max) mm	Y (min) mm
0 – 5°	20 – 70 mm	21	5
5 – 10°	20 – 50 mm	21	5
10 – 15°	20 – 35 mm	21	5

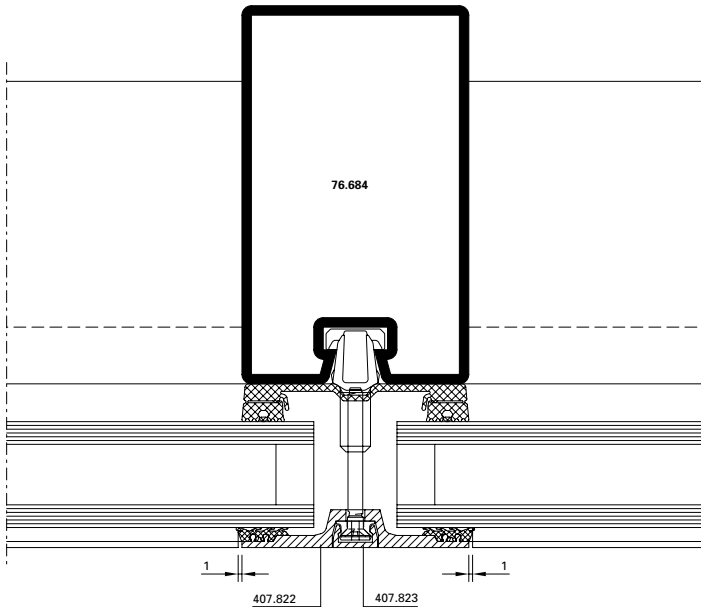
Schnittpunkte im Massstab 1:2
Coupe de détails à l'échelle 1:2
Section details on scale 1:2

VISS Fassade
VISS façade
VISS façade

Pfosten-Detail
Flaches Deckprofil
Ansichtsbreite 60 mm

Détail du montant
Profilé de recouvrement plat
Largeur de face 60 mm

Detail of mullion
Flat cover cap
Width 60 mm

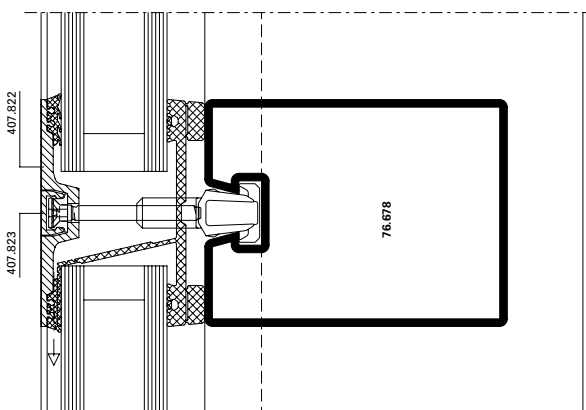


DXF **DWG** *D-610-C-011*

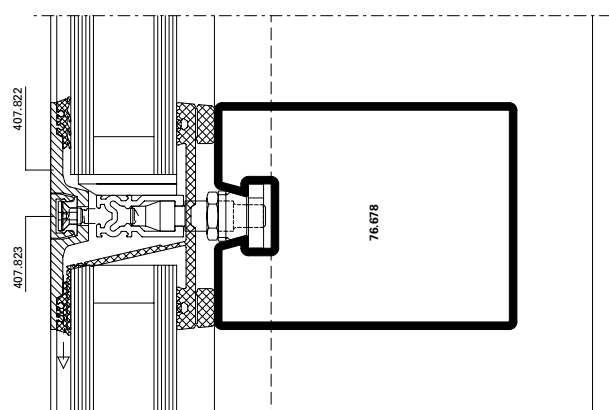
Riegel-Detail
Flaches Deckprofil
Ansichtsbreite 60 mm

Détail de la traverse
Profilé de recouvrement plat
Largeur de face 60 mm

Detail of transom
Flat cover cap
Width 60 mm



DXF **DWG** *D-610-C-012*



DXF **DWG** *D-610-C-013*

Schnittpunkte im Masstab 1:2

Coupe de détails à l'échelle 1:2

Section details on scale 1:2

VISS Fassade

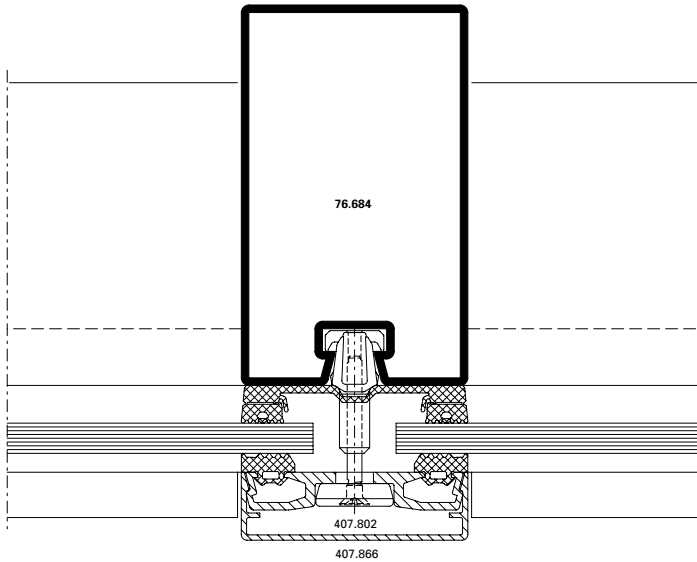
VISS façade

VISS façade

Pfosten-Detail
Einfachverglasung
Ansichtsbreite 60 mm

Détail du montant
Vitrage simple
Largeur de face 60 mm

Detail of mullion
Single glazing
Width 60 mm



DXF

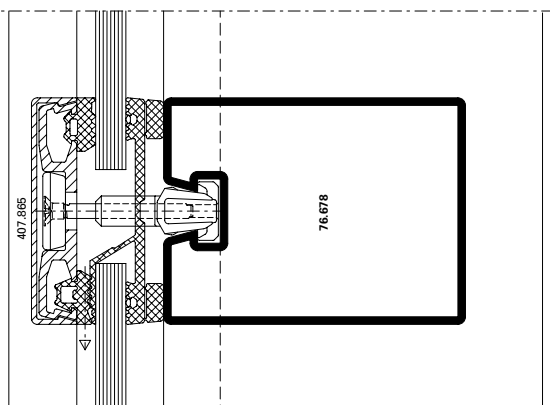
DWG

D-610-C-008

Riegel-Detail
Einfachverglasung
Ansichtsbreite 60 mm

Détail de la traverse
Vitrage simple
Largeur de face 60 mm

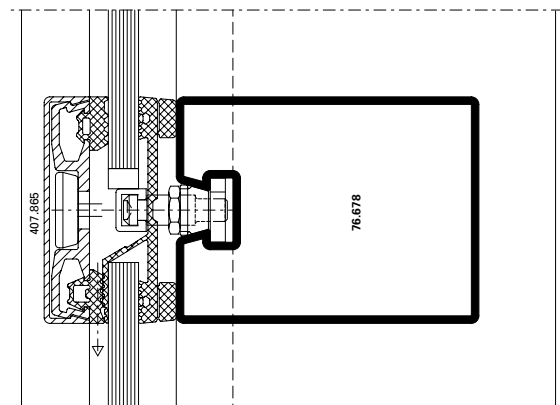
Detail of transom
Single glazing
Width 60 mm



D-610-C-009

DWG

DXF



D-610-C-010

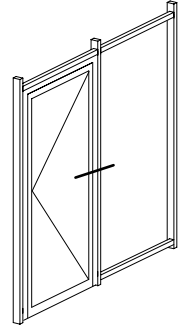
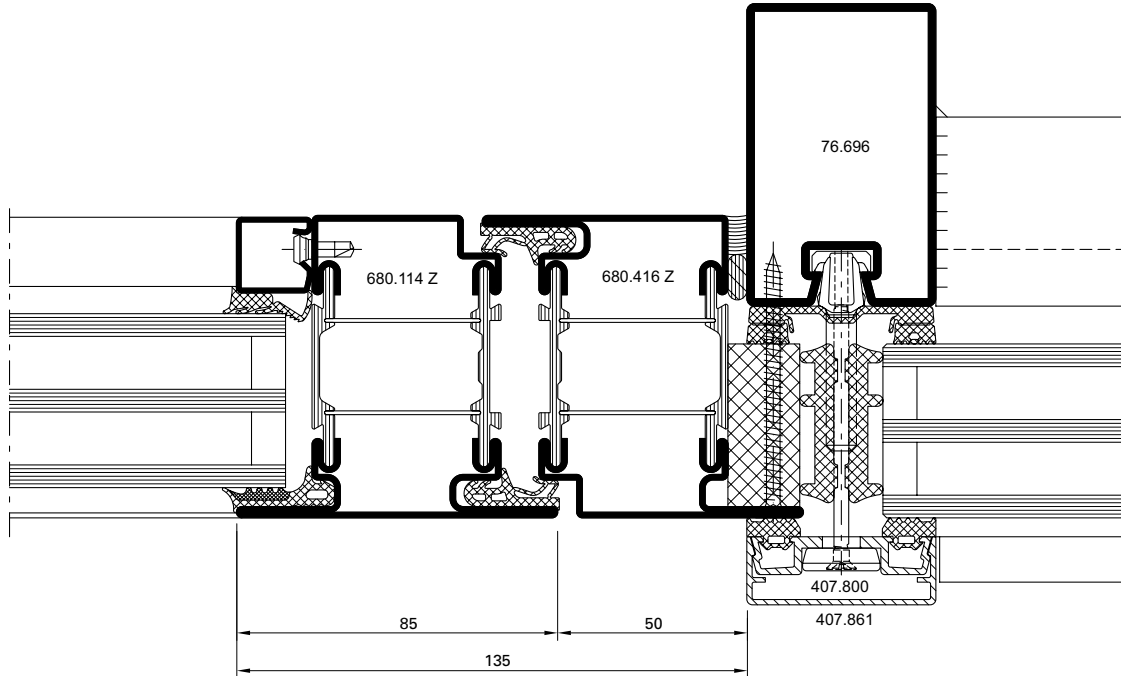
DWG

DXF

Einsatzelement
 Janisol HI Türe

Élément de remplissage
 Porte Janisol HI

Infill element
 Janisol HI door



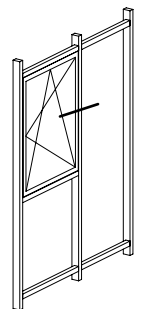
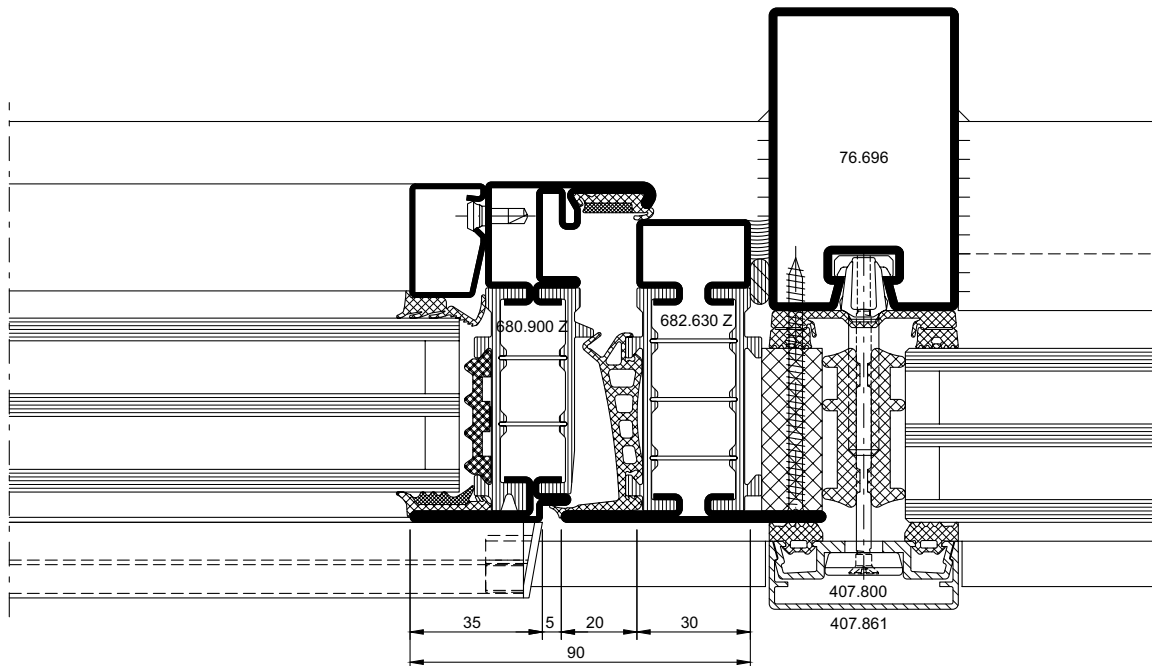
DXF DWG

D-160-A-012

Einsatzelement
 Janisol HI Fenster

Élément de remplissage
 Fenêtre Janisol HI

Infill element
 Janisol HI window



DXF DWG

D-161-A-022

* Bei grossen, schweren und/oder stark frequentierten Türanlagen ist eine zusätzliche Verschraubung im Bandbereich erforderlich.

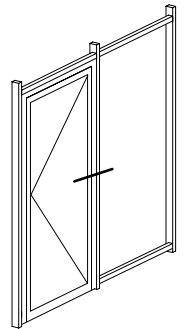
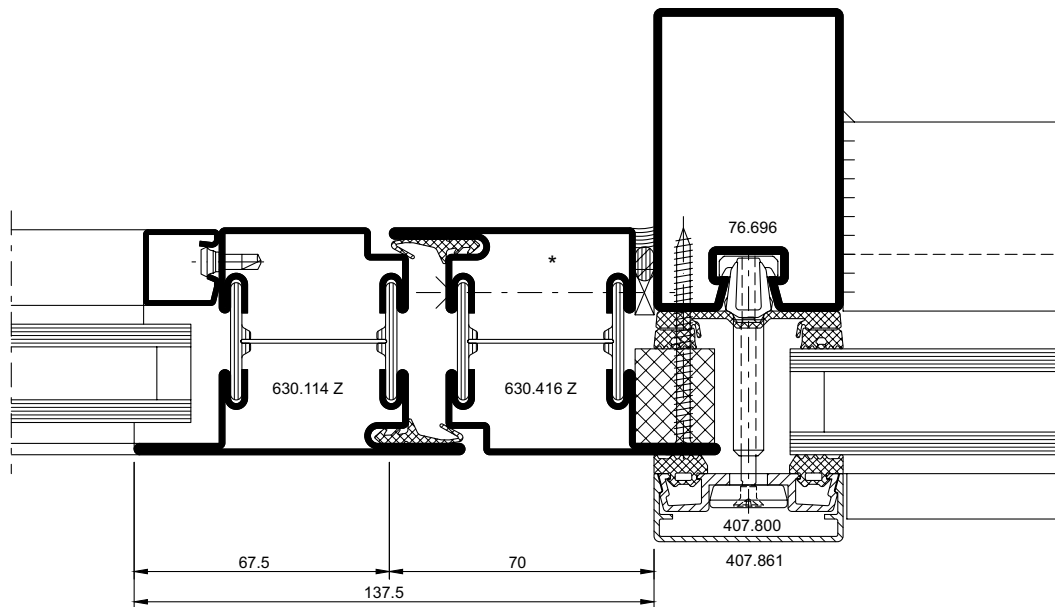
* Pour les portes lourdes de grandes dimensions et/ou fortement fréquentées, un vissage supplémentaire au niveau des paumelles est nécessaire.

* for large heavy and/or frequently used door systems, additional screw connections are required in the hinge area.

Einsatzelement
 Janisol Türe

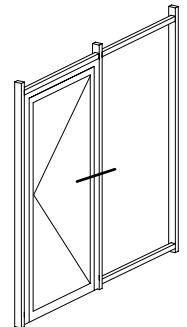
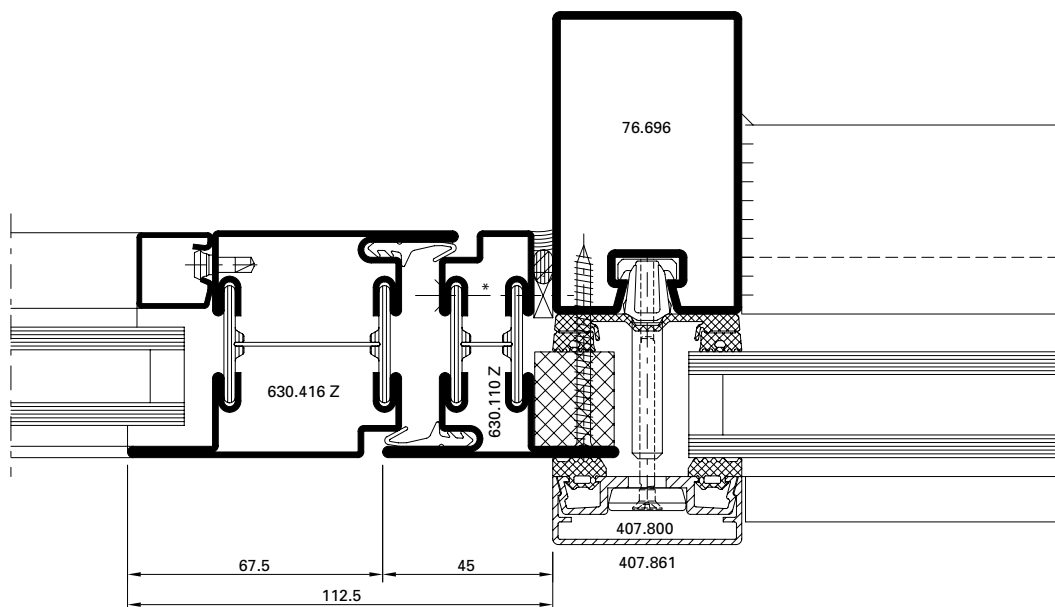
Élément de remplissage
 Porte Janisol

Infill element
 Janisol door



DXF DWG

D-510-K-015



DXF DWG

D-510-K-007

* Bei grossen, schweren und/oder stark frequentierten Türanlagen ist eine zusätzliche Verschraubung im Bandbereich erforderlich.

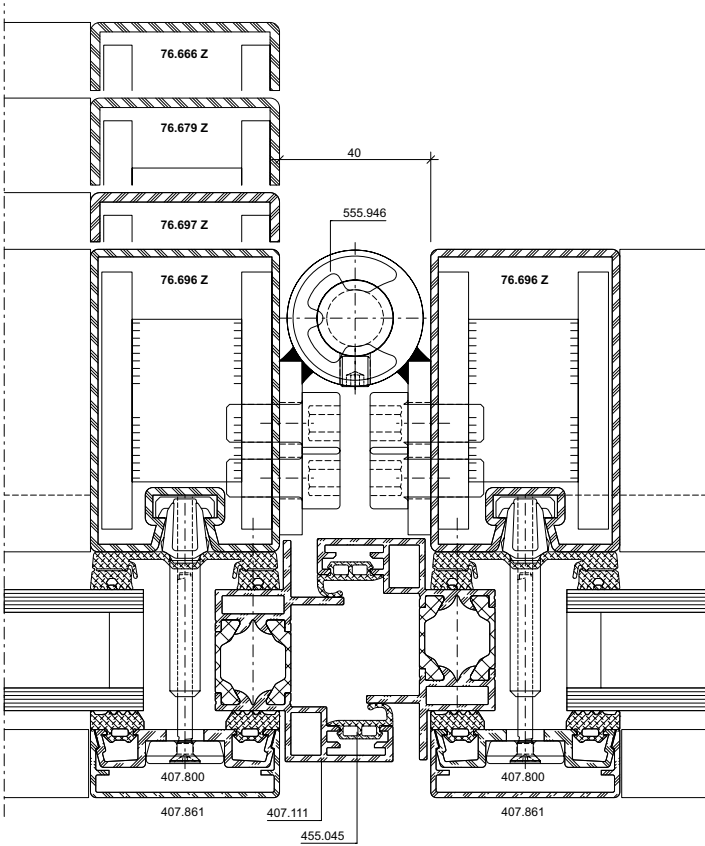
* Pour les portes lourdes de grandes dimensions et/ou fortement fréquentées, un vissage supplémentaire au niveau des paumelles est nécessaire.

* for large heavy and/or frequently used door systems, additional screw connections are required in the hinge area.

Einsatzelement
VISS Drehtüre

Élément de remplissage
Porte à la française VISS

Infill element
VISS side-hung door



DXF

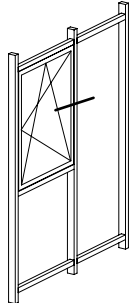
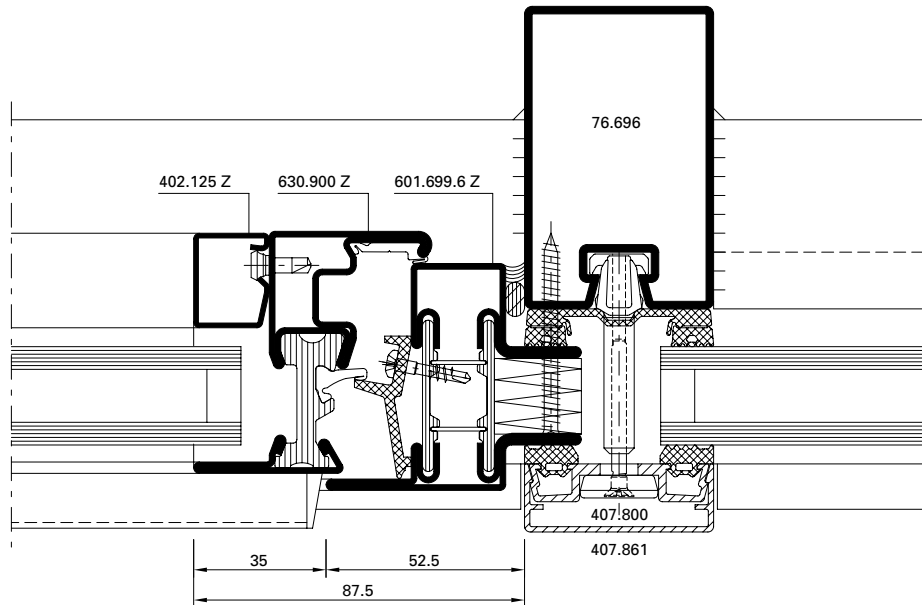
DWG

51-0208-C-001

Einsatzelement
 Fenster Janisol Primo

Élément de remplissage
 Fenêtre Janisol Primo

Infill element
 Janisol Primo window



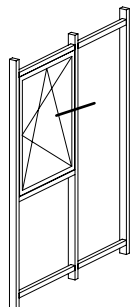
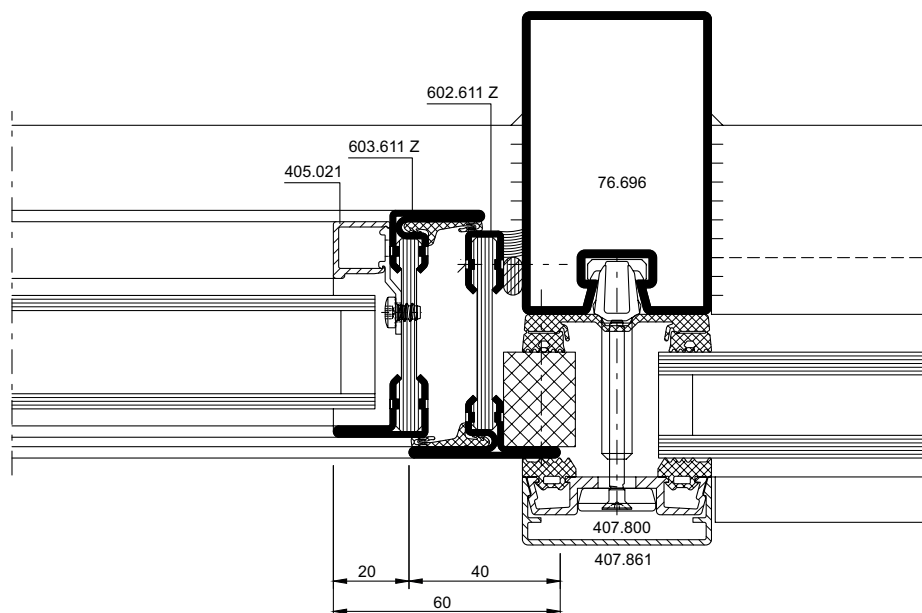
DXF **DWG**

D-510-K-001

Einsatzelement
 Janisol Arte

Élément de remplissage
 Janisol Arte

Infill element
 Janisol Arte



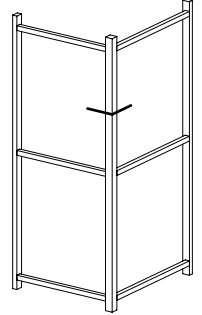
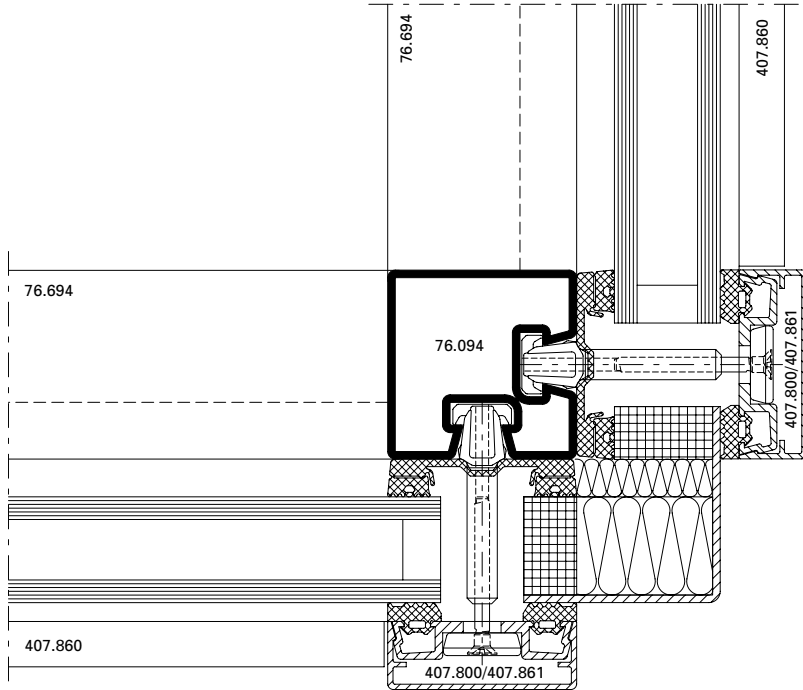
DXF **DWG**

D-510-K-016

Aussenecke 90°

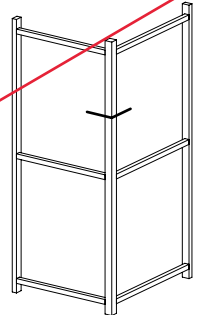
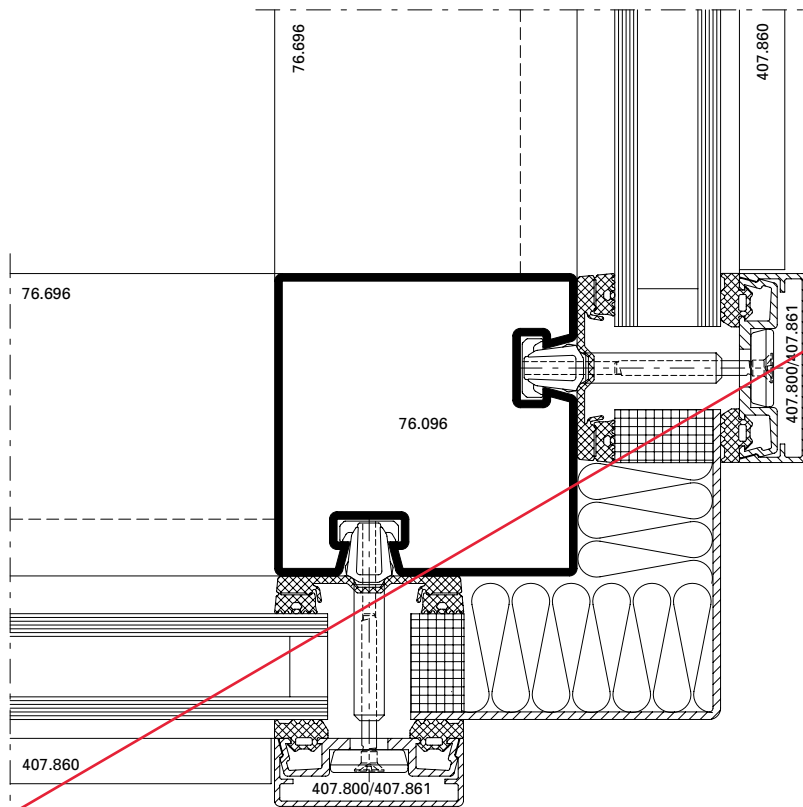
Angle extérieur 90°

Outer corner 90°



DXF DWG

D-510-K-011



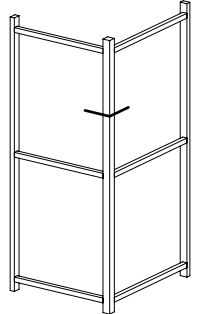
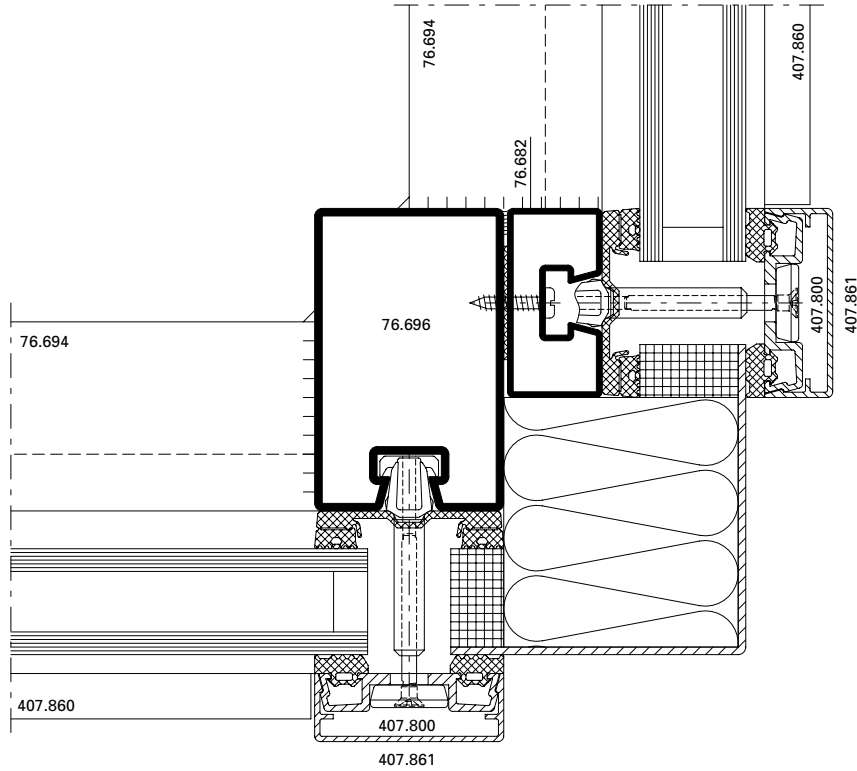
DXF DWG

D-510-K-012

Aussenecke 90°

Angle extérieur 90°

Outer corner 90°



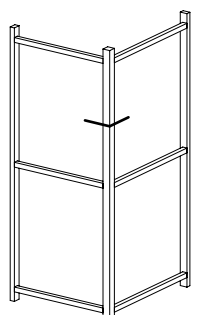
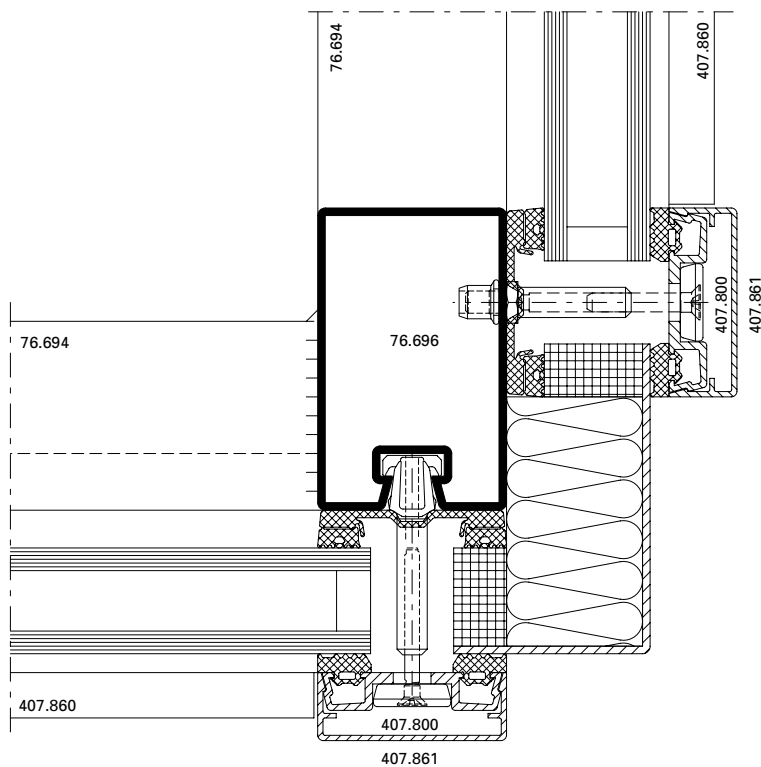
DXF DWG

D-510-K-005

Aussenecke 90°
 (Kombination mit VISS Basic)

Angle extérieur 90°
 (en combinaison avec VISS Basic)

Outer corner 90°
 (in combination with VISS Basic)



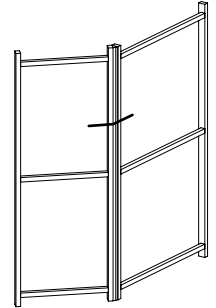
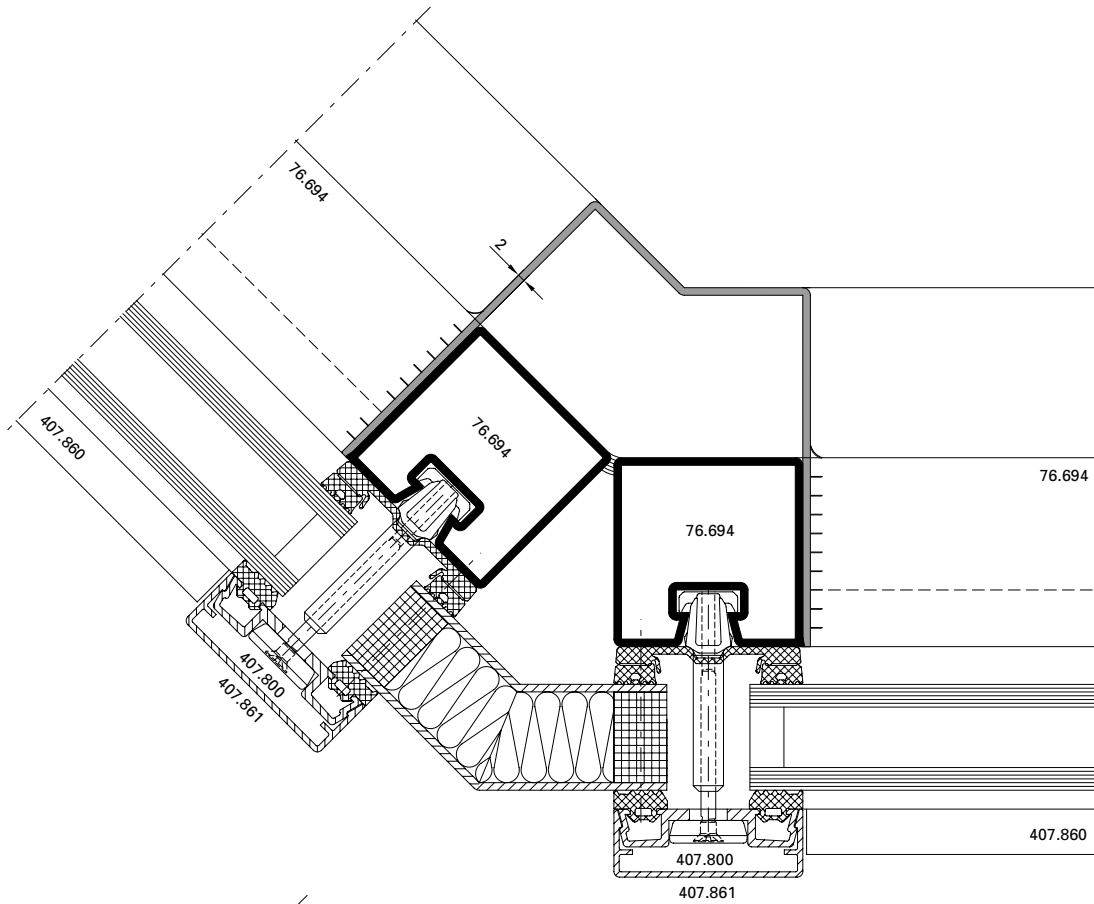
DXF DWG

D-510-K-010

Aussenecke 135°

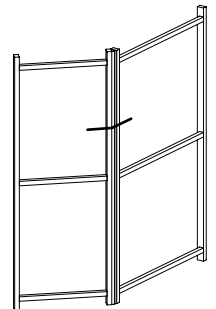
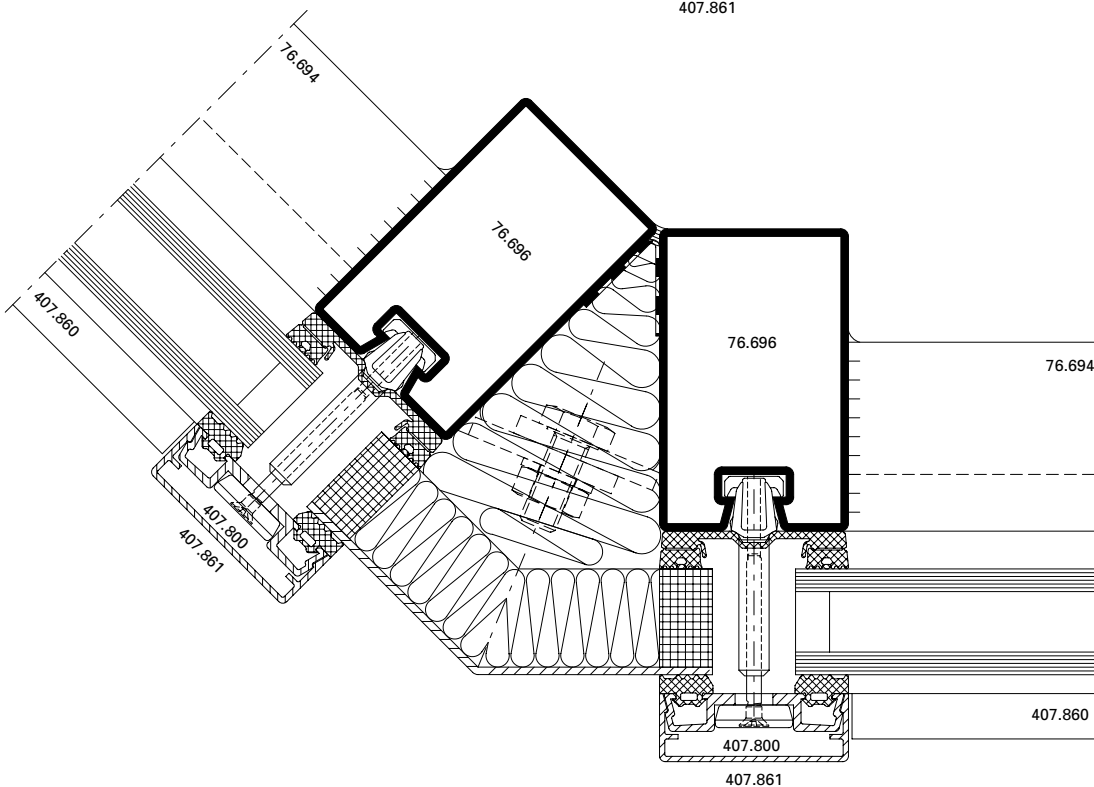
Angle extérieur 135°

Outer corner 135°



DXF DWG

D-510-K-003



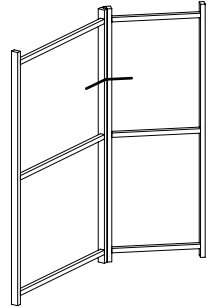
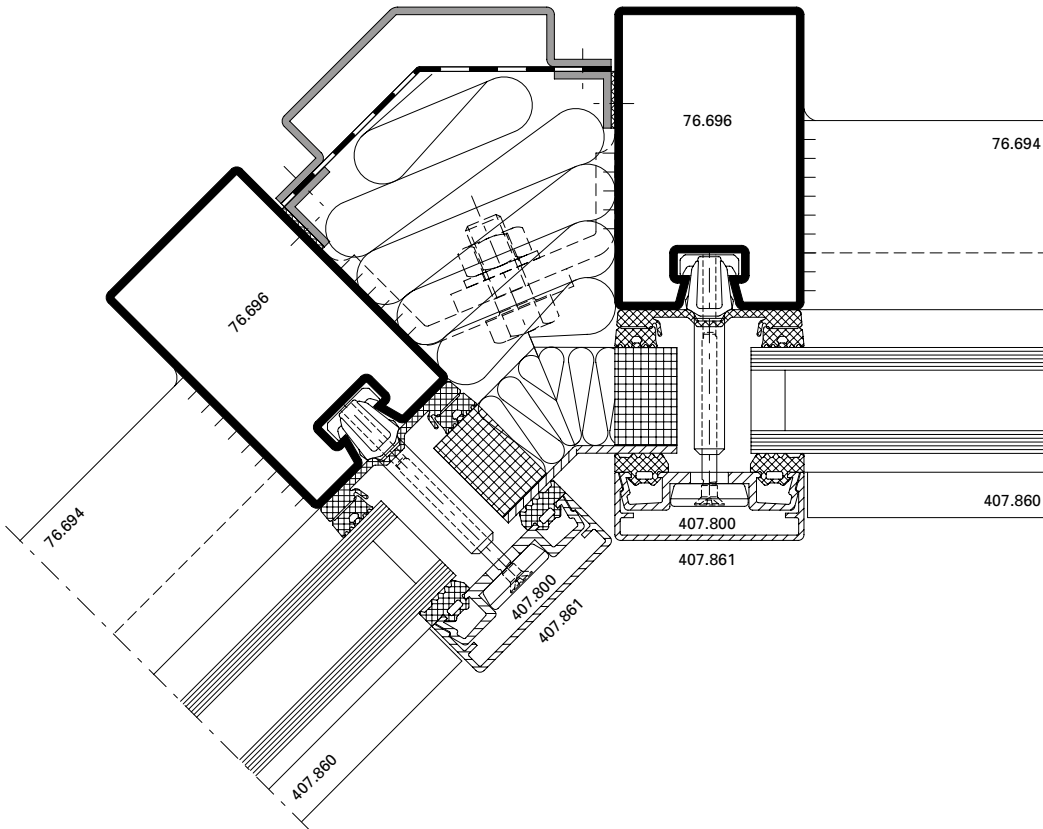
DXF DWG

D-510-K-004

Innenecke 135°

Angle intérieur 135°

Inner corner 135°

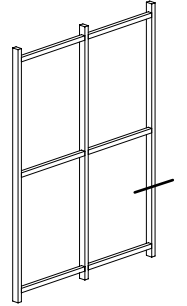
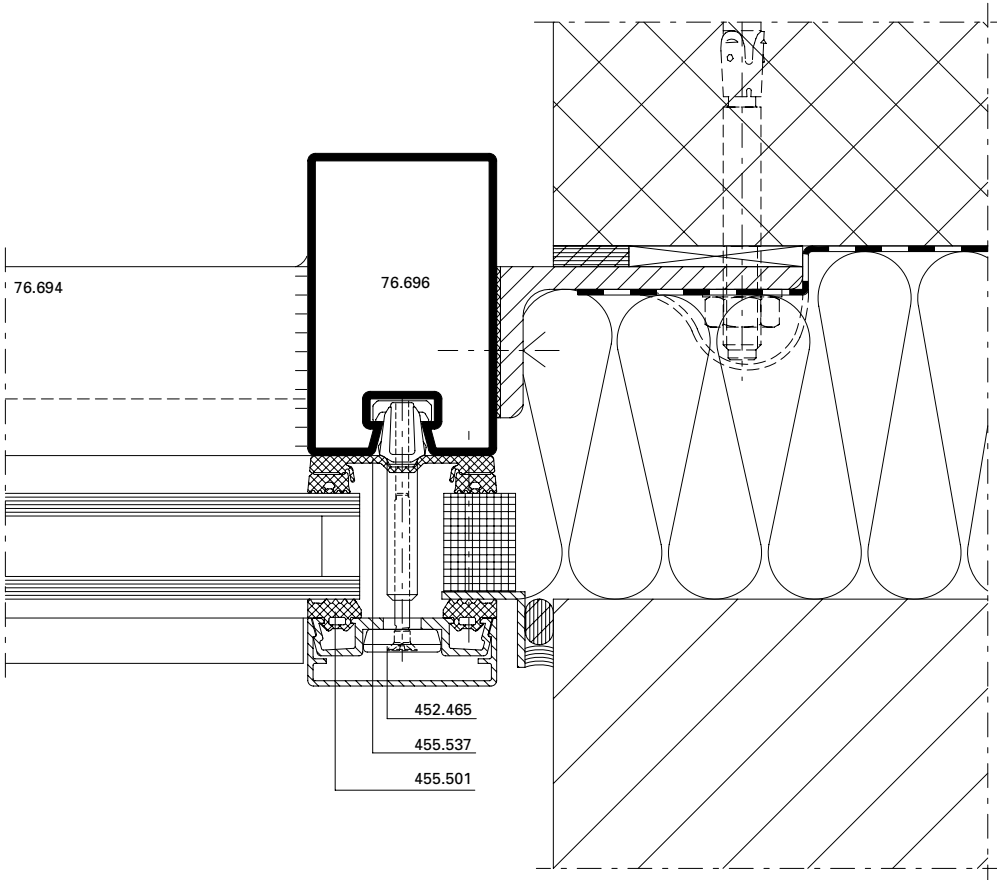


DXF DWG

D-510-K-009

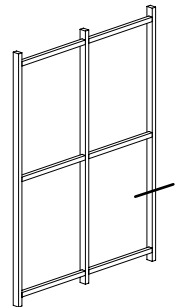
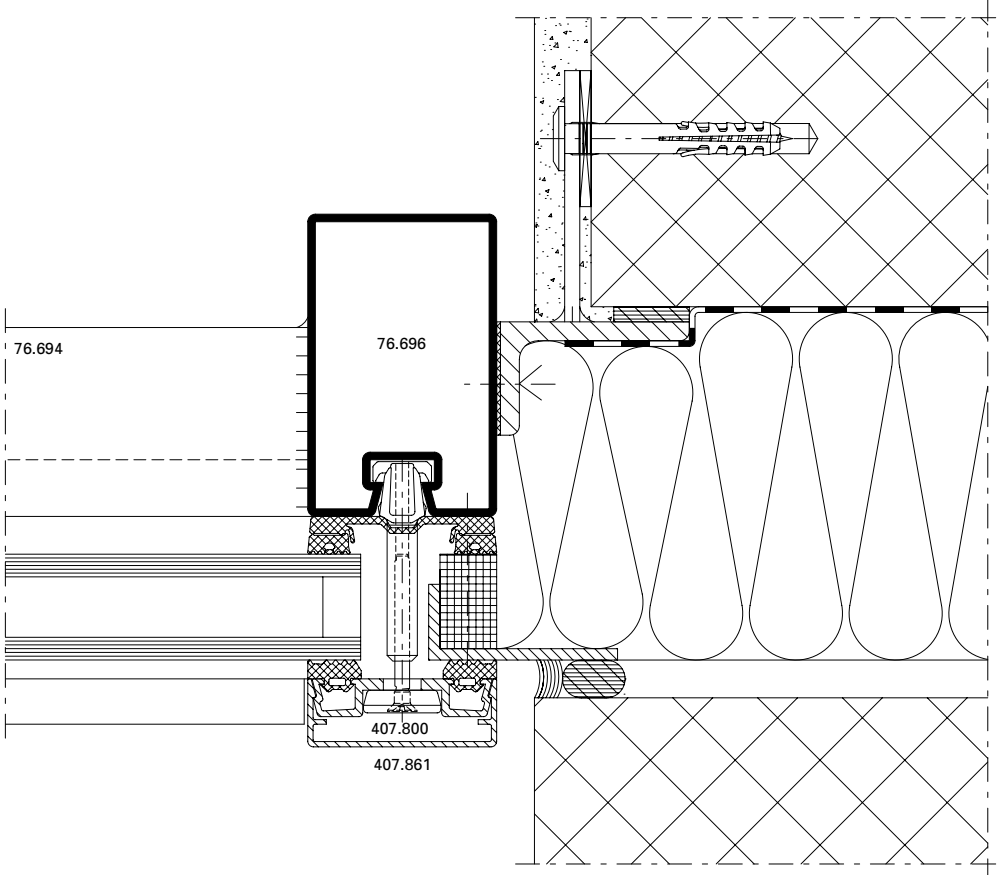
Anschlüsse am Bau im Massstab 1:2
Raccords au mur à l'échelle 1:2
Attachment to structure on scale 1:2

VISS Fassade
VISS façade
VISS façade



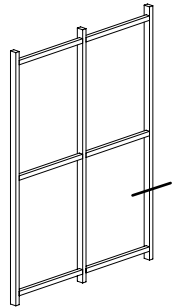
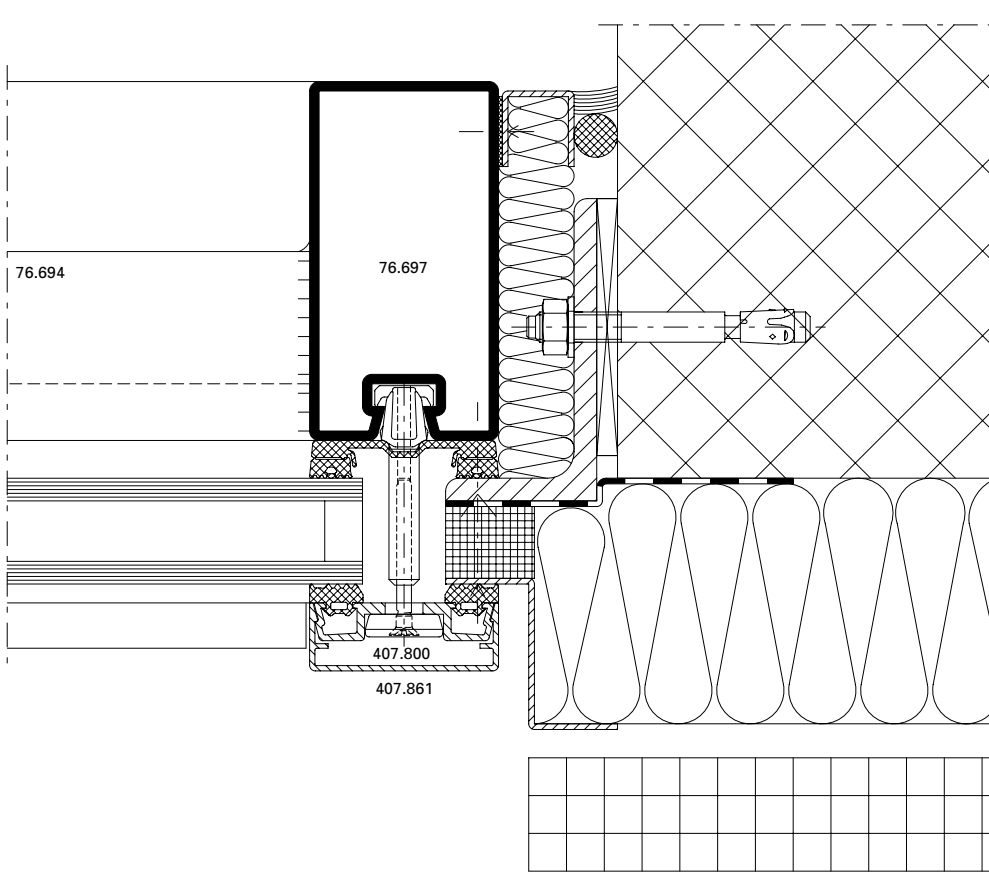
DXF DWG

D-510-A-001



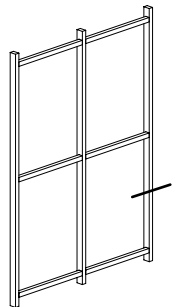
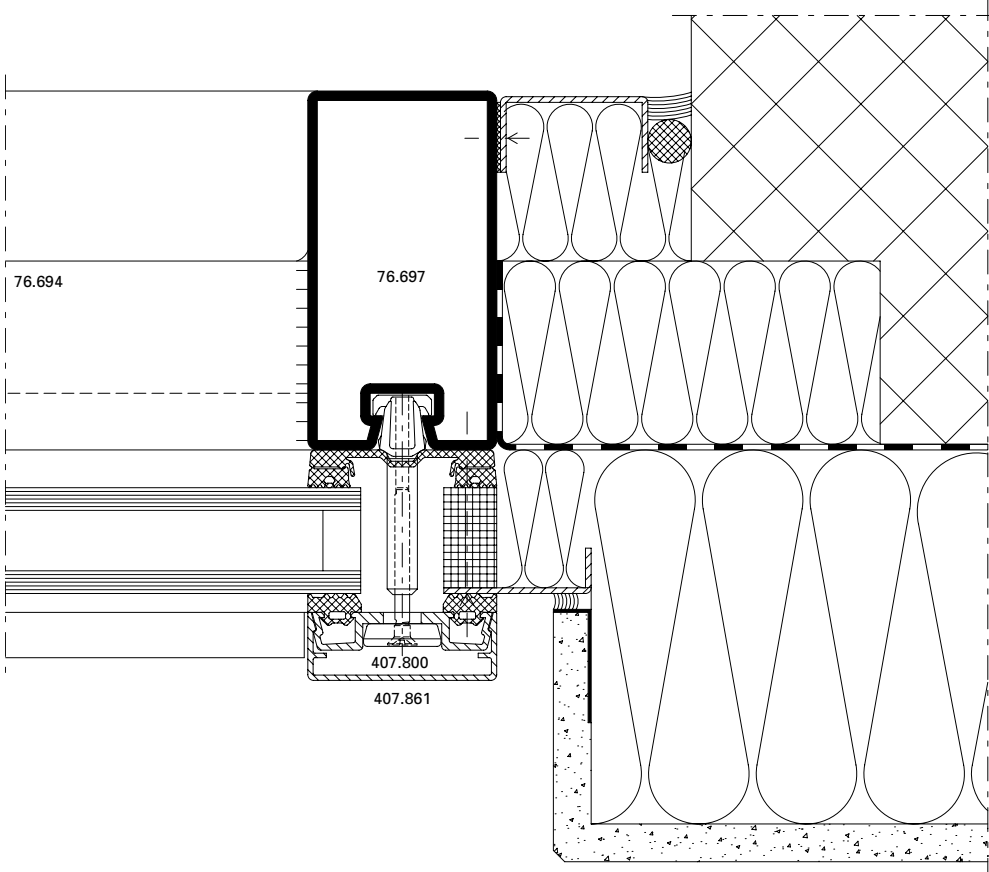
DXF DWG

D-510-A-002



DXF DWG

D-510-A-003

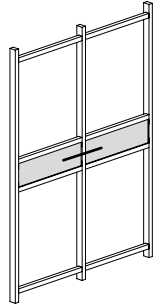
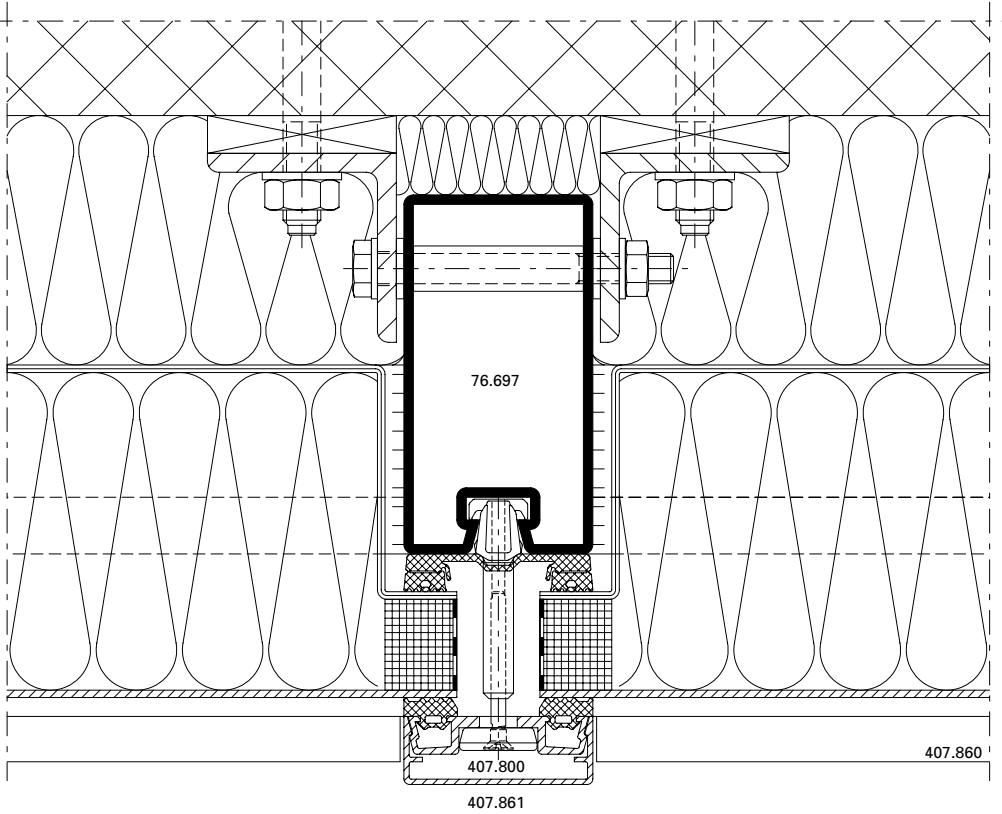


DXF DWG

D-510-A-004

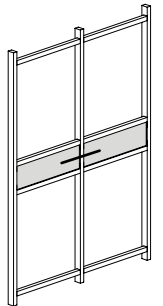
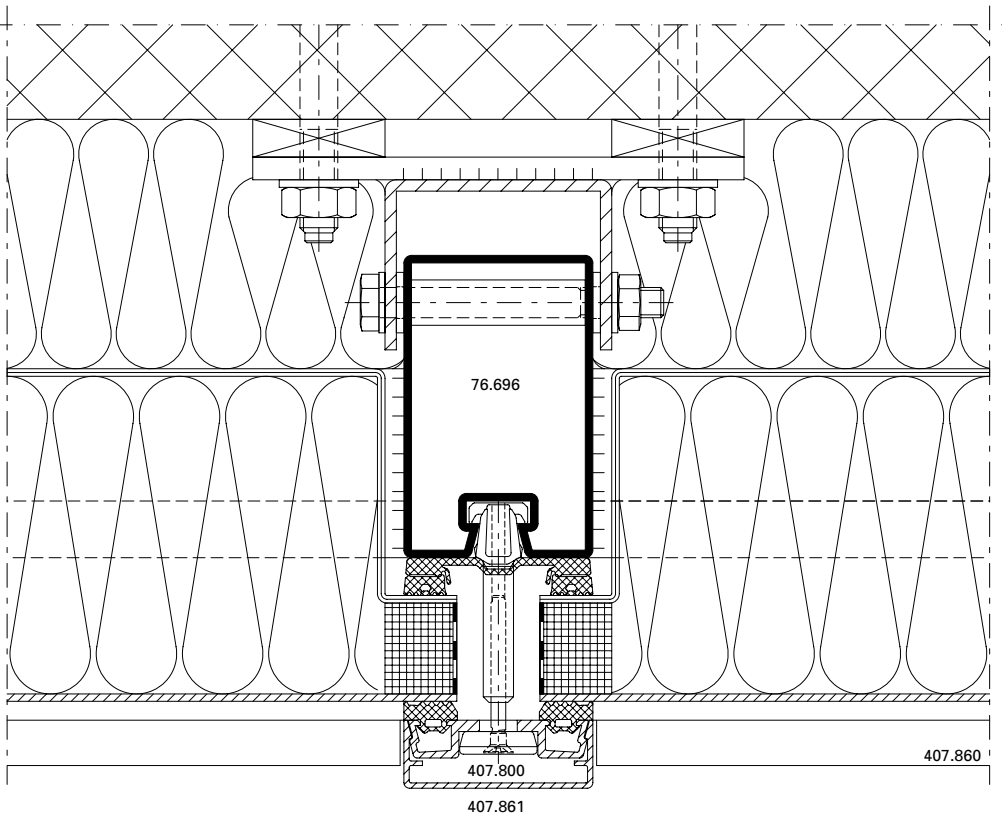
Anschlüsse am Bau im Massstab 1:2
Raccords au mur à l'échelle 1:2
Attachment to structure on scale 1:2

VISS Fassade
VISS façade
VISS façade



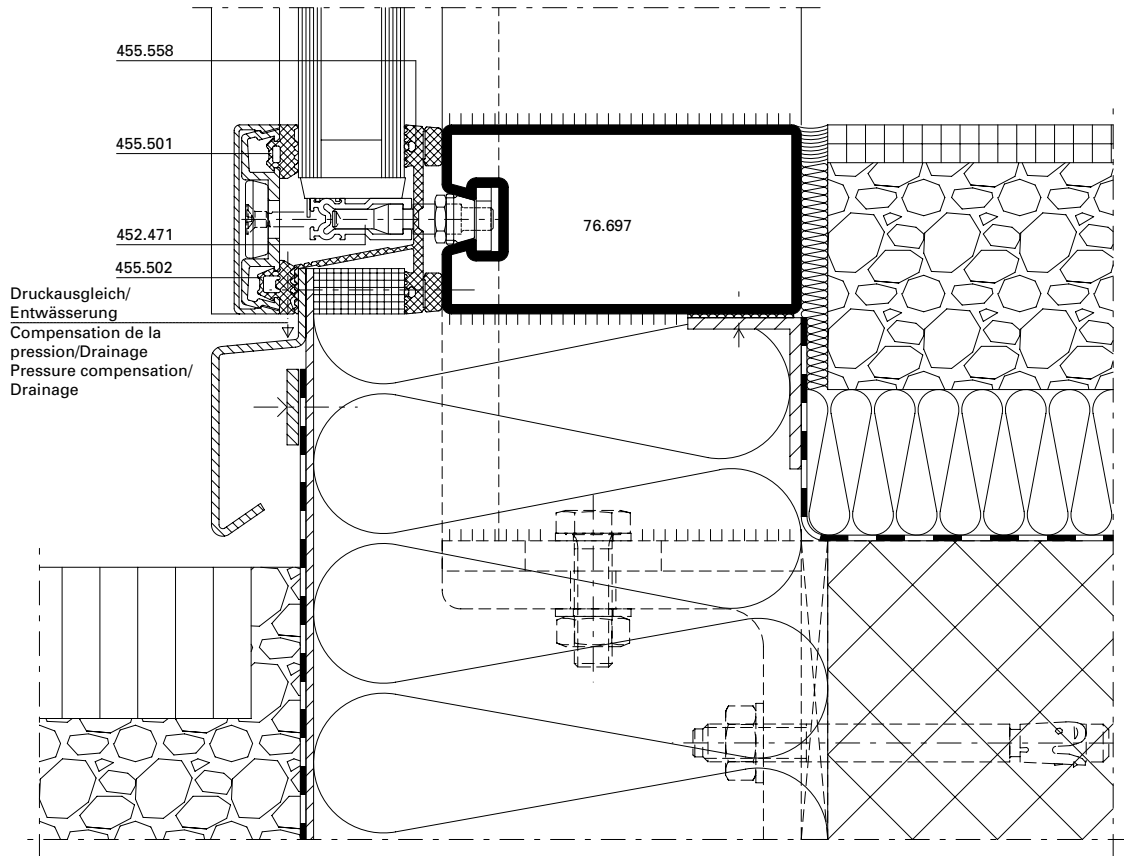
DXF DWG

D-510-A-005



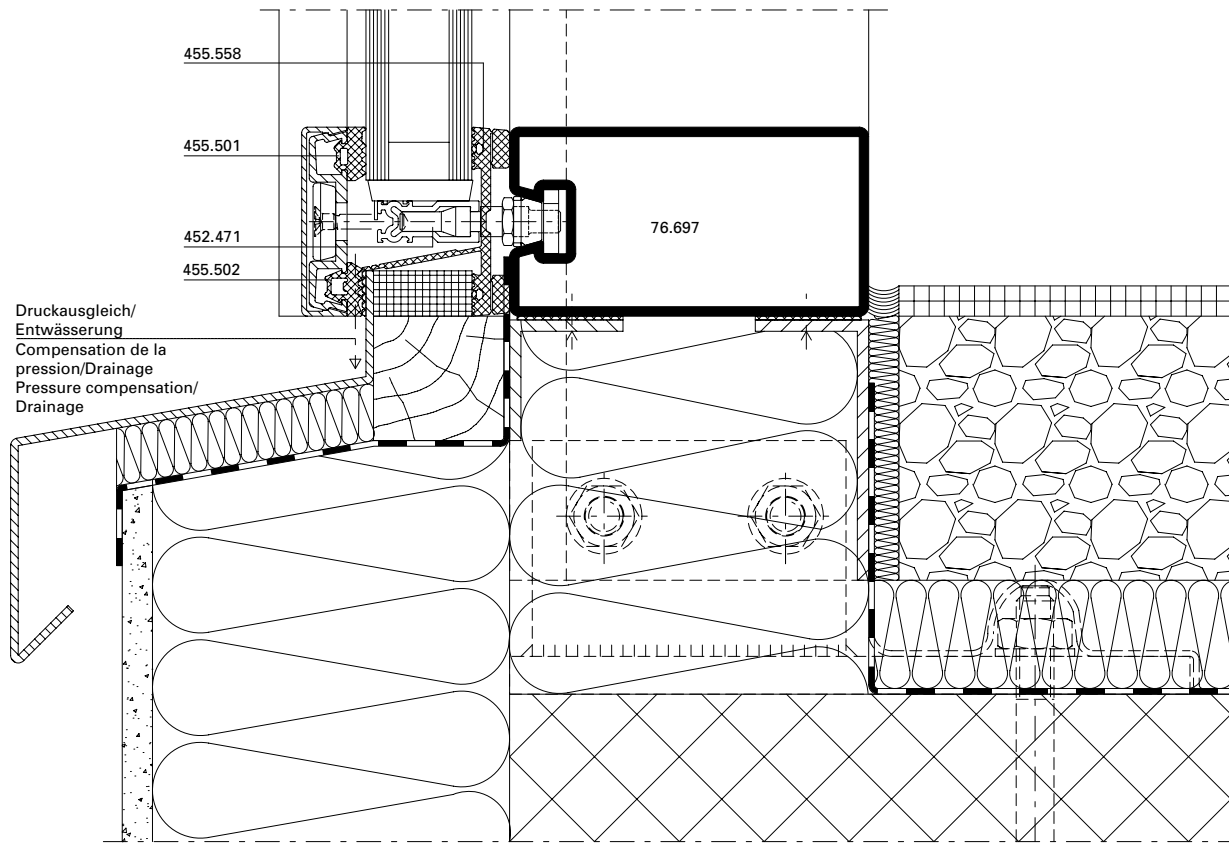
DXF DWG

D-510-A-006



DXF DWG

D-510-A-007

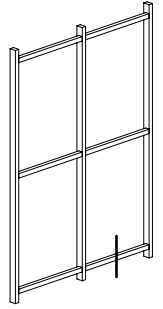
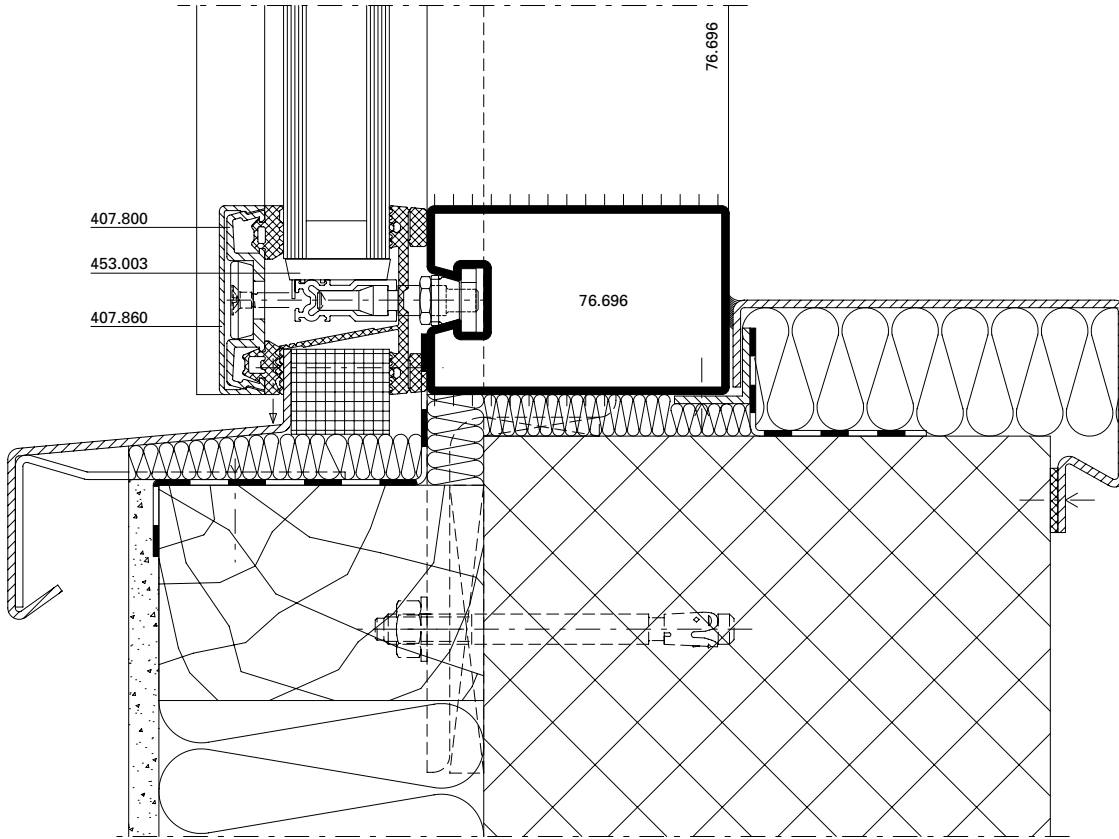


DXF DWG

D-510-A-008

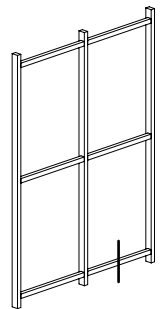
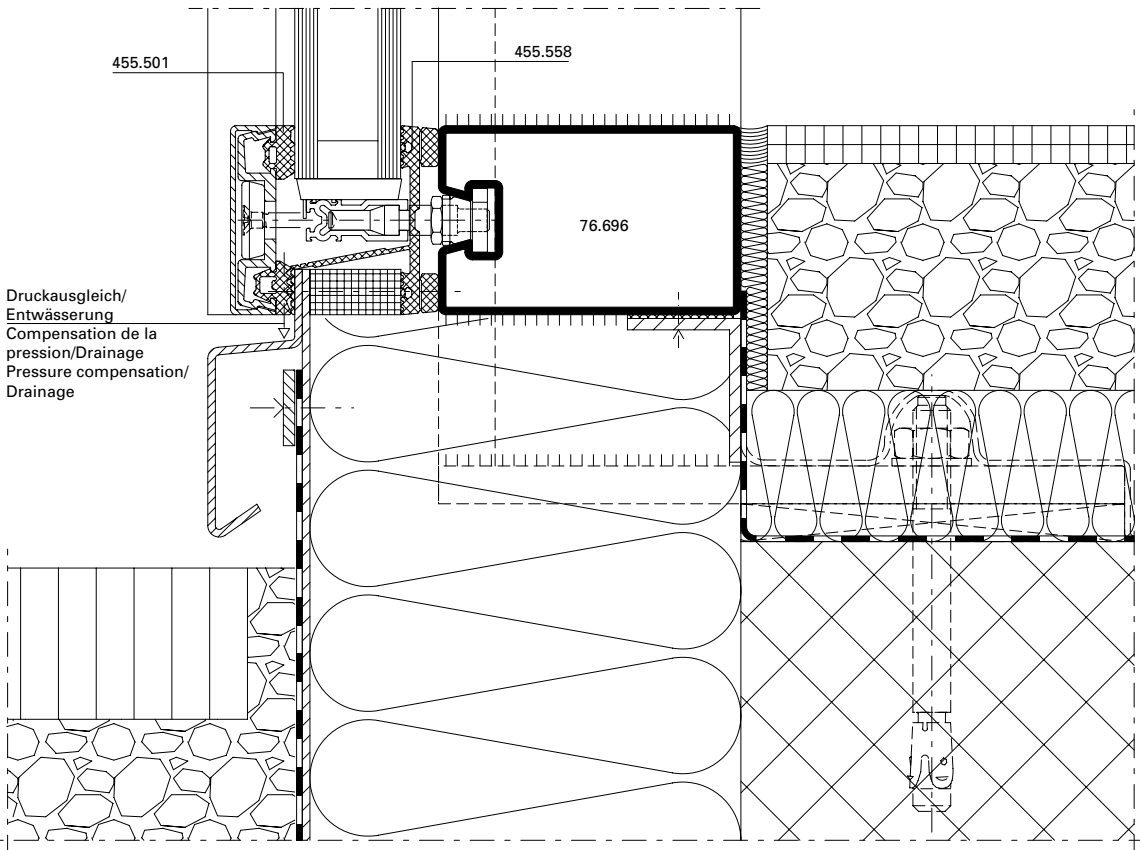
Anschlüsse am Bau im Massstab 1:2
 Raccords au mur à l'échelle 1:2
 Attachment to structure on scale 1:2

VISS Fassade
 VISS façade
 VISS façade



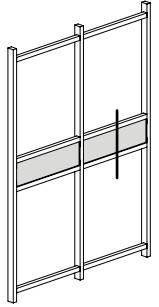
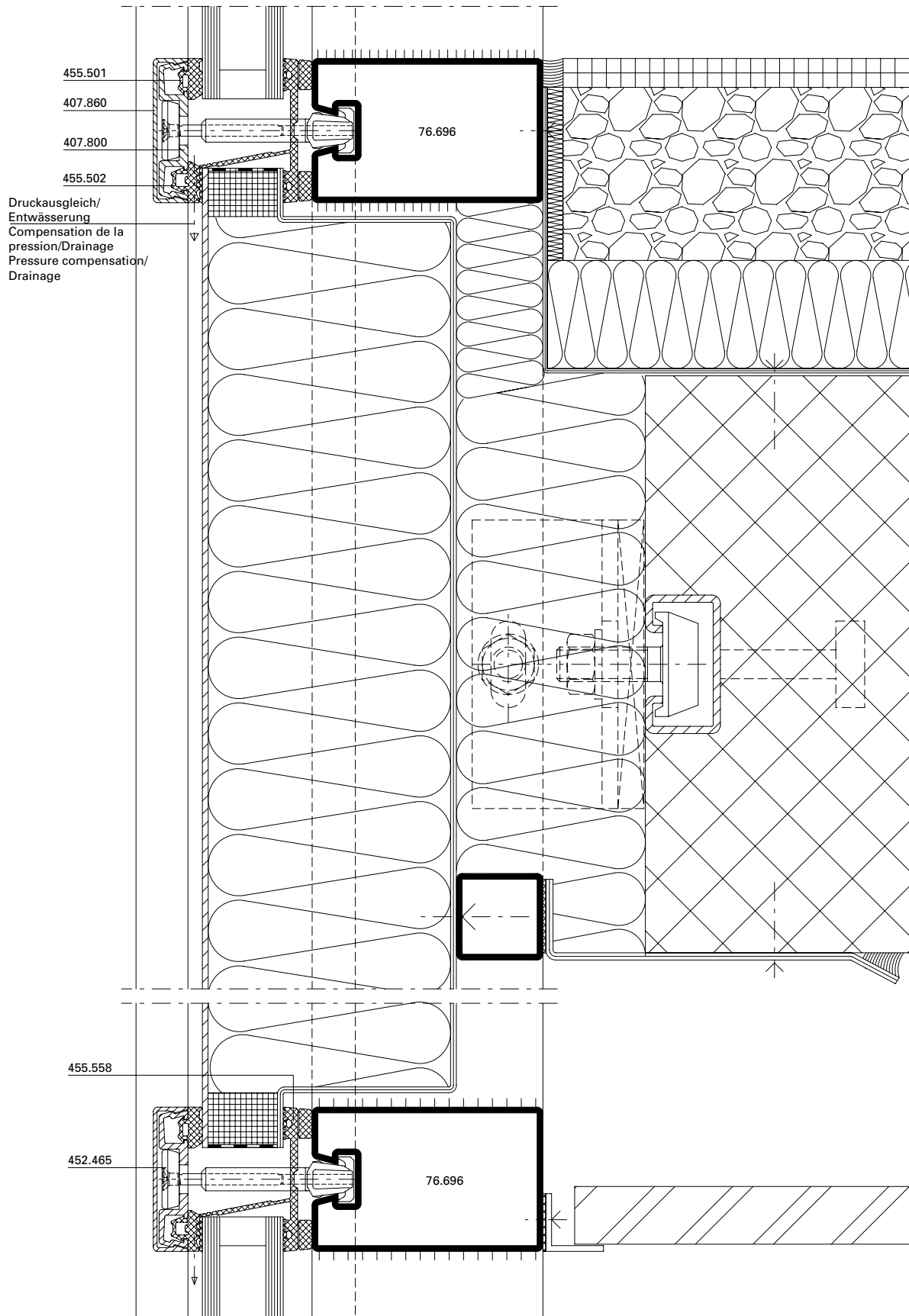
DXF DWG

D-510-A-009



DXF DWG

D-510-A-010

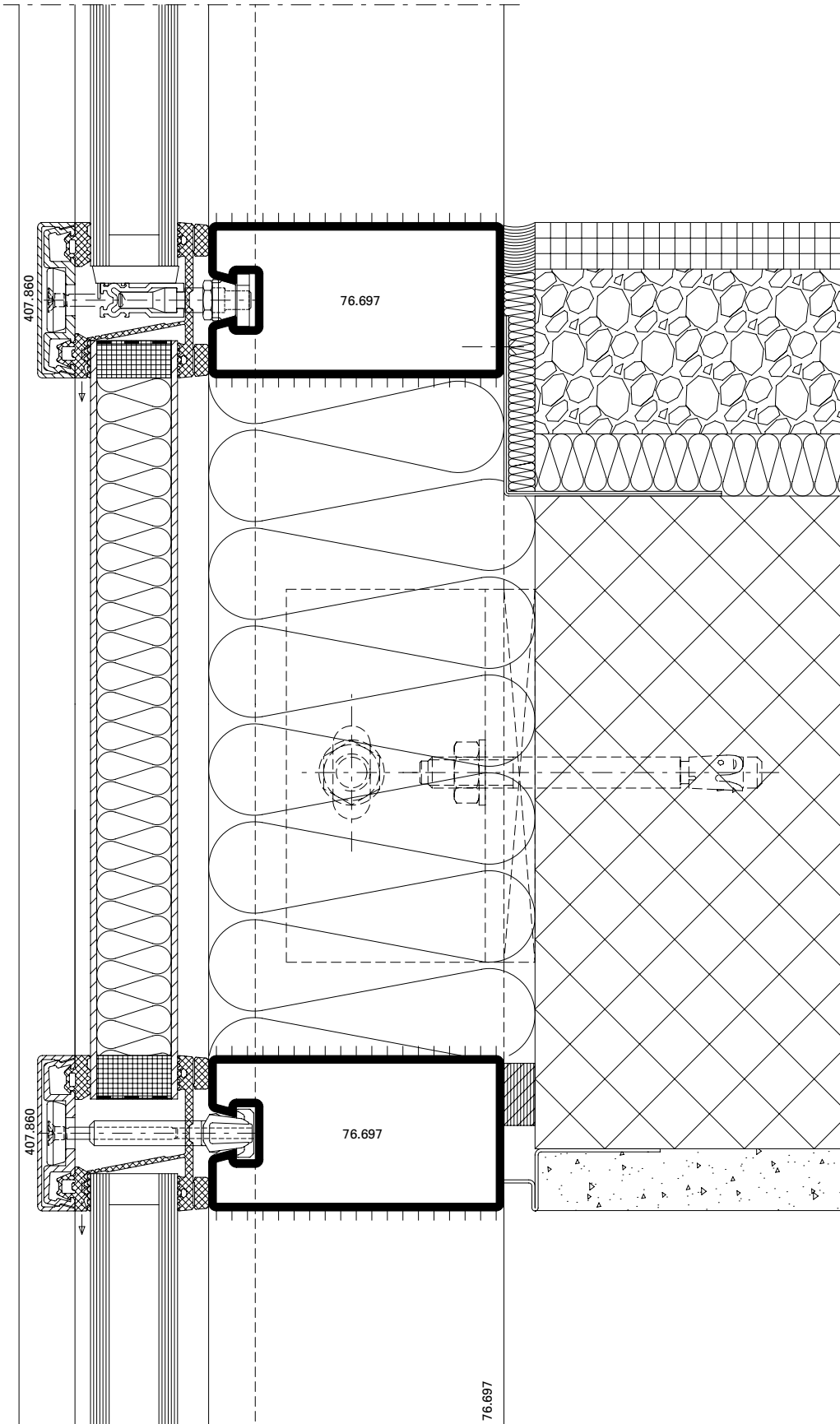


DXF DWG

D-510-A-011

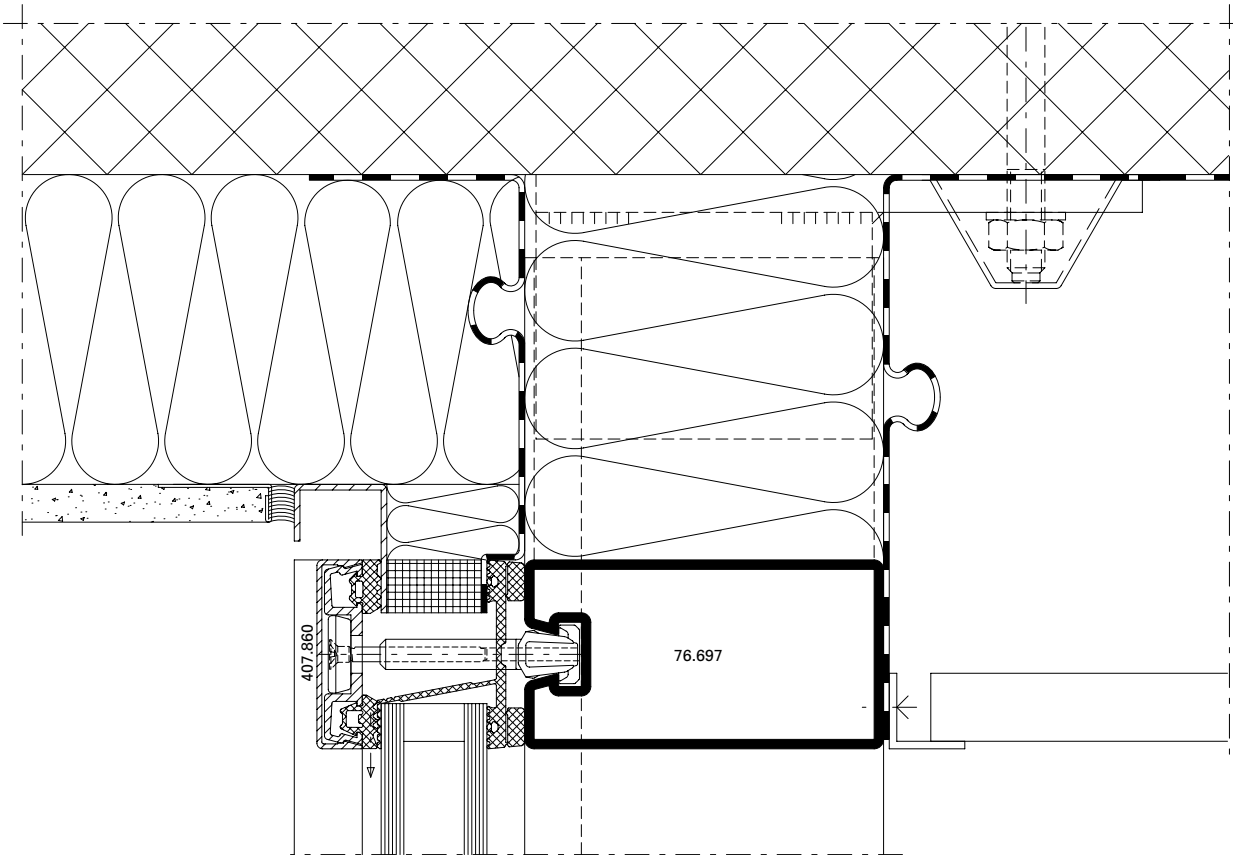
Anschlüsse am Bau im Masstab 1:2
Raccords au mur à l'échelle 1:2
Attachment to structure on scale 1:2

VISS Fassade
VISS façade
VISS façade



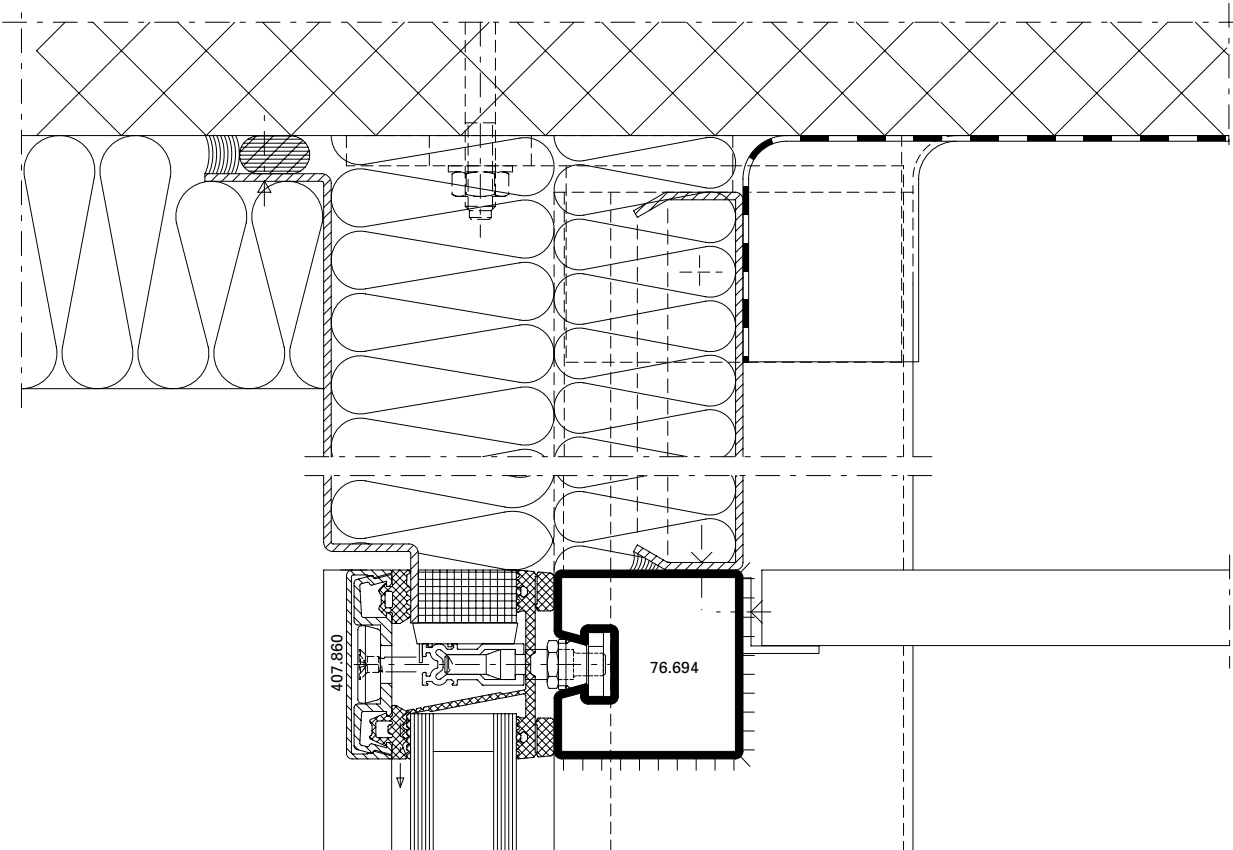
DXF DWG

D-510-A-012



DXF **DWG**

D-510-A-013

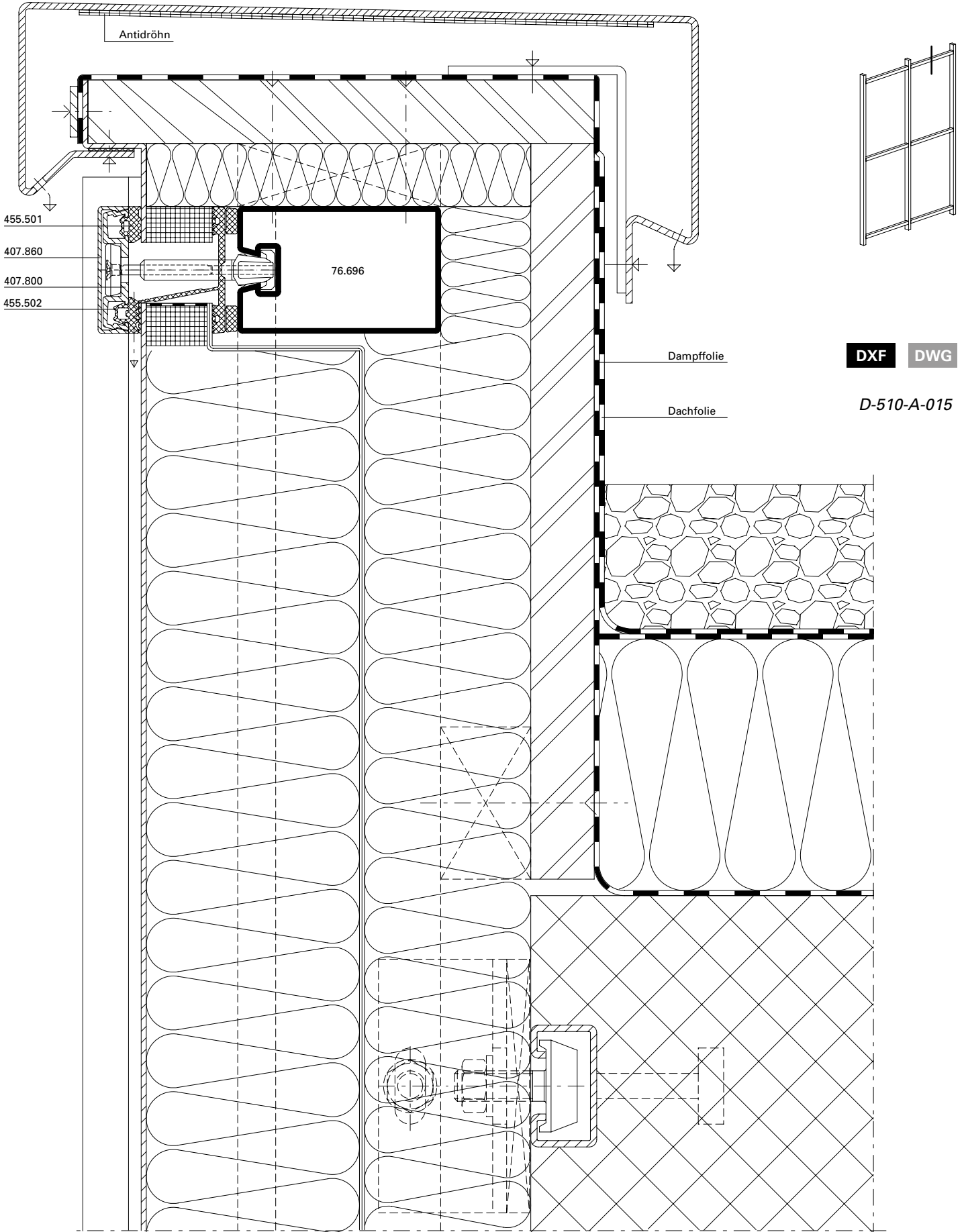


DXF **DWG**

D-510-A-014

Anschlüsse am Bau im Massstab 1:2
Raccords au mur à l'échelle 1:2
Attachment to structure on scale 1:2

VISS Fassade
VISS façade
VISS façade



System-Hinweise

Remarques concernant les systèmes

System instructions

VISS Fassade

VISS façade

VISS façade

**VISS HI 50 mm
mit Dämmprofil**

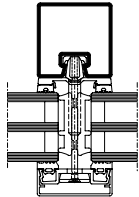
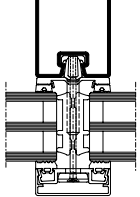
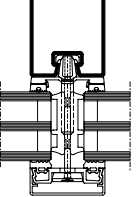
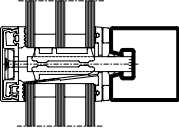
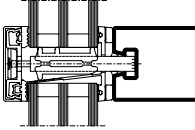
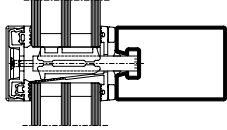
U_f-Werte nach EN 10077-2

**VISS HI 50 mm
avec gaine isolante**

Valeurs U_f selon EN 10077-2

**VISS HI 50 mm
with insulating core**

U_f values according to 10077-2

						
Glas Verre Glass	Pfosten 50/50 Montant 50/50 Mullion 50/50	Pfosten 50/120 Montant 50/129 Mullion 50/120	Pfosten 50/140 Montant 50/140 Mullion 50/140	Riegel 50/50 Traverse 50/50 Transom 50/50	Riegel 50/120 Traverse 50/120 Transom 50/120	Riegel 50/140 Traverse 50/140 Transom 50/140
30 mm	0,94 W/m²K	0,96 W/m²K	0,97 W/m²K	1,0 W/m²K	1,0 W/m²K	1,0 W/m²K
40 mm	0,77 W/m²K	0,79 W/m²K	0,79 W/m²K	0,85 W/m²K	0,86 W/m²K	0,86 W/m²K
50 mm	0,64 W/m²K	0,65 W/m²K	0,65 W/m²K	0,73 W/m²K	0,74 W/m²K	0,74 W/m²K
60 mm	0,58 W/m²K	0,59 W/m²K	0,59 W/m²K	0,65 W/m²K	0,66 W/m²K	0,66 W/m²K
70 mm	0,53 W/m²K	0,53 W/m²K	0,53 W/m²K	0,60 W/m²K	0,60 W/m²K	0,60 W/m²K

Der Einfluss der Schrauben-
befestigung in Höhe von 0.14 W/m²K
ist berücksichtigt.

L'influence de la fixation à vis de
0.14 W/m²K est prise en compte.

The 0.14 W/m²K influence of the
screw fixing is taken into account.

System-Hinweise

Remarques concernant les systèmes

System instructions

VISS Fassade

VISS façade

VISS façade

**VISS HI 60 mm
mit Dämmprofil**

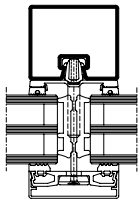
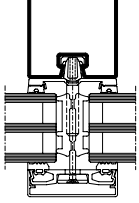
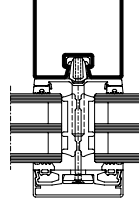
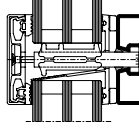
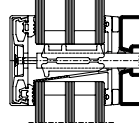
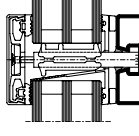
U_f-Werte nach EN 10077-2

**VISS HI 60 mm
avec gaine isolante**

Valeurs U_f selon EN 10077-2

**VISS HI 60 mm
with insulating core**

U_f values according to 10077-2

						
Glas Verre Glass	Pfofen 60/50 Montant 60/50 Mullion 60/50	Pfofen 60/100 Montant 60/100 Mullion 60/100	Pfofen 60/150 Montant 60/150 Mullion 60/150	Riegel 60/50 Traverse 60/50 Transom 60/50	Riegel 60/100 Traverse 60/100 Transom 60/100	Riegel 60/150 Traverse 60/150 Transom 60/150
30 mm	0,92 W/m²K	0,94 W/m²K	0,95 W/m²K	0,97 W/m²K	0,98 W/m²K	0,99 W/m²K
40 mm	0,75 W/m²K	0,76 W/m²K	0,76 W/m²K	0,82 W/m²K	0,84 W/m²K	0,84 W/m²K
50 mm	0,62 W/m²K	0,63 W/m²K	0,63 W/m²K	0,70 W/m²K	0,71 W/m²K	0,72 W/m²K
60 mm	0,55 W/m²K	0,56 W/m²K	0,56 W/m²K	0,63 W/m²K	0,64 W/m²K	0,64 W/m²K
70 mm	0,50 W/m²K	0,50 W/m²K	0,51 W/m²K	0,58 W/m²K	0,59 W/m²K	0,59 W/m²K

	76.140	76.141	76.142	76.140	76.141	76.142
Glas Verre Glass	Pfofen 60/180 Montant 60/180 Mullion 60/180	Pfofen 60/220 Montant 60/220 Mullion 60/220	Pfofen 60/280 Montant 60/280 Mullion 60/280	Riegel 60/180 Traverse 60/180 Transom 60/180	Riegel 60/220 Traverse 60/220 Transom 60/220	Riegel 60/280 Traverse 60/280 Transom 60/280
50 mm	0,63 W/m²K	0,64 W/m²K	0,64 W/m²K	0,72 W/m²K	0,72 W/m²K	0,72 W/m²K
70 mm	0,51 W/m²K	0,51 W/m²K	0,51 W/m²K	0,59 W/m²K	0,59 W/m²K	0,59 W/m²K

**Der Einfluss der Schrauben-
befestigung in Höhe von 0.14 W/m²K
ist berücksichtigt.**

**L'influence de la fixation à vis de
0.14 W/m²K est prise en compte.**

**The 0.14 W/m²K influence of the
screw fixing is taken into account.**

System-Hinweise

Remarques concernant les systèmes

System instructions

VISS Fassade

VISS façade

VISS façade

**VISS HI 50 mm
mit Dämmprofil
Flaches Deckprofil**

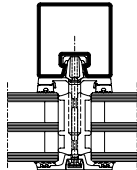
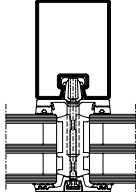
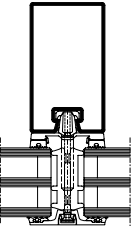
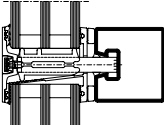
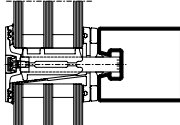
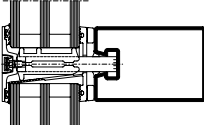
U_f-Werte nach EN 10077-2

**VISS HI 50 mm
avec gaine isolante
Profilé de recouvrement plat**

Valeurs U_f selon EN 10077-2

**VISS HI 50 mm
with insulating core
Flat cover cap**

U_f values according to 10077-2

						
Glas Verre Glass	Pfosten 50/50 Montant 50/50 Mullion 50/50	Pfosten 50/95 Montant 50/95 Mullion 50/95	Pfosten 50/140 Montant 50/140 Mullion 50/140	Riegel 50/50 Traverse 50/50 Transom 50/50	Riegel 50/95 Traverse 50/95 Transom 50/95	Riegel 50/140 Traverse 50/140 Transom 50/140
30 mm						
40 mm	0,84 W/m²K	0,87 W/m²K	0,86 W/m²K	0,92 W/m²K	0,94 W/m²K	0,94 W/m²K
50 mm	0,69 W/m²K	0,70 W/m²K	0,71 W/m²K	0,79 W/m²K	0,80 W/m²K	0,80 W/m²K
60 mm	0,62 W/m²K	0,63 W/m²K	0,63 W/m²K	0,69 W/m²K	0,70 W/m²K	0,70 W/m²K
70 mm	0,55 W/m²K	0,56 W/m²K	0,56 W/m²K	0,63 W/m²K	0,63 W/m²K	0,63 W/m²K

**Der Einfluss der Schrauben-
befestigung in Höhe von 0.14 W/m²K
ist berücksichtigt.**

**L'influence de la fixation à vis de
0.14 W/m²K est prise en compte.**

**The 0.14 W/m²K influence of the
screw fixing is taken into account.**

System-Hinweise

Remarques concernant les systèmes

System instructions

VISS Fassade

VISS façade

VISS façade

**VISS HI 60 mm
mit Dämmprofil
Flaches Deckprofil**

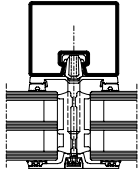
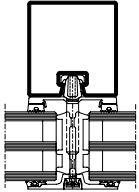
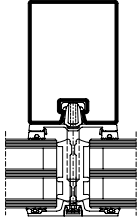
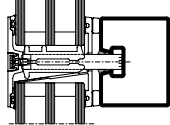
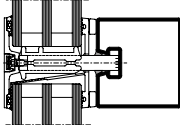
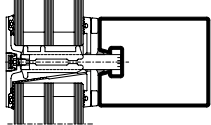
U_f-Werte nach EN 10077-2

**VISS HI 60 mm
avec gaine isolante
Profilé de recouvrement plat**

Valeurs U_f selon EN 10077-2

**VISS HI 60 mm
with insulating core
Flat cover cap**

U_f values according to 10077-2

						
Glas Verre Glass	Pfosten 60/50 Montant 60/50 Mullion 60/50	Pfosten 60/100 Montant 60/100 Mullion 60/100	Pfosten 60/150 Montant 60/150 Mullion 60/150	Riegel 60/50 Traverse 60/50 Transom 60/50	Riegel 60/100 Traverse 60/100 Transom 60/100	Riegel 60/150 Traverse 60/150 Transom 60/150
30 mm						
40 mm	0,81 W/m²K	0,82 W/m²K	0,83 W/m²K	0,88 W/m²K	0,90 W/m²K	0,90 W/m²K
50 mm	0,67 W/m²K	0,68 W/m²K	0,69 W/m²K	0,76 W/m²K	0,77 W/m²K	0,78 W/m²K
60 mm	0,59 W/m²K	0,60 W/m²K	0,60 W/m²K	0,67 W/m²K	0,68 W/m²K	0,69 W/m²K
70 mm	0,52 W/m²K	0,53 W/m²K	0,53 W/m²K	0,61 W/m²K	0,61 W/m²K	0,62 W/m²K

Glas Verre Glass	76.140 Pfosten 60/180 Montant 60/180 Mullion 60/180	76.141 Pfosten 60/220 Montant 60/220 Mullion 60/220	76.142 Pfosten 60/280 Montant 60/280 Mullion 60/280	76.140 Riegel 60/180 Traverse 60/180 Transom 60/180	76.141 Riegel 60/220 Traverse 60/220 Transom 60/220	76.142 Riegel 60/280 Traverse 60/280 Transom 60/280
50 mm	0,69 W/m²K	0,69 W/m²K	0,69 W/m²K	0,78 W/m²K	0,78 W/m²K	0,78 W/m²K
70 mm	0,53 W/m²K	0,53 W/m²K	0,53 W/m²K	0,62 W/m²K	0,62 W/m²K	0,62 W/m²K

Der Einfluss der Schraubenbefestigung in Höhe von 0.14 W/m²K ist berücksichtigt.

L'influence de la fixation à vis de 0.14 W/m²K est prise en compte.

The 0.14 W/m²K influence of the screw fixing is taken into account.

System-Hinweise

Remarques concernant les systèmes

System instructions

VISS Fassade

VISS façade

VISS façade

VISS 50 mm

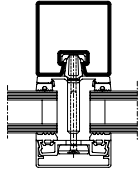
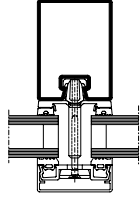
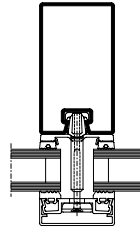
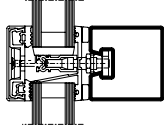
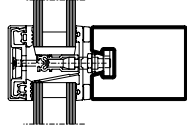
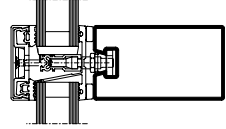
U_f-Werte nach EN 10077-2

VISS 50 mm

Valeurs U_f selon EN 10077-2

VISS 50 mm

U_f values according to 10077-2

						
Glas Verre Glass	Pfosten 50/50 Montant 50/50 Mullion 50/50	Pfosten 50/95 Montant 50/95 Mullion 50/95	Pfosten 50/140 Montant 50/140 Mullion 50/140	Riegel 50/50 Traverse 50/50 Transom 50/50	Riegel 50/95 Traverse 50/95 Transom 50/95	Riegel 50/140 Traverse 50/140 Transom 50/140
20 mm	1,7 W/m ² K	1,8 W/m ² K	1,7 W/m ² K	1,5 W/m ² K	1,5 W/m ² K	1,5 W/m ² K
30 mm	1,5 W/m ² K	1,6 W/m ² K	1,6 W/m ² K	1,3 W/m ² K	1,4 W/m ² K	1,4 W/m ² K
40 mm	1,4 W/m ² K	1,5 W/m ² K	1,5 W/m ² K	1,3 W/m ² K	1,3 W/m ² K	1,3 W/m ² K
50 mm	1,4 W/m ² K	1,4 W/m ² K	1,4 W/m ² K	1,2 W/m ² K	1,2 W/m ² K	1,2 W/m ² K
60 mm	1,3 W/m ² K	1,4 W/m ² K	1,4 W/m ² K	1,2 W/m ² K	1,2 W/m ² K	1,2 W/m ² K
70 mm	1,3 W/m ² K	1,3 W/m ² K	1,3 W/m ² K	1,2 W/m ² K	1,2 W/m ² K	1,2 W/m ² K

Der Einfluss der Schraubenbefestigung in Höhe von 0.14 W/m²K ist berücksichtigt.

L'influence de la fixation à vis de 0.14 W/m²K est prise en compte.

The 0.14 W/m²K influence of the screw fixing is taken into account.

System-Hinweise

Remarques concernant les systèmes

System instructions

VISS Fassade

VISS façade

VISS façade

VISS 60 mm

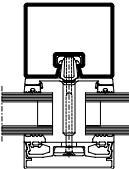
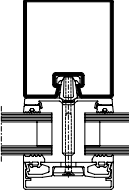
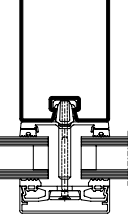
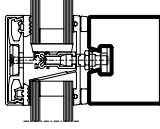
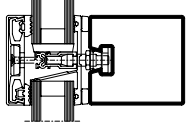
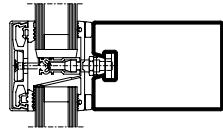
U_f-Werte nach EN 10077-2

VISS 60 mm

Valeurs U_f selon EN 10077-2

VISS 60 mm

U_f values according to 10077-2

						
Glas Verre Glass	Pfosten 60/50 Montant 60/50 Mullion 60/50	Pfosten 60/100 Montant 60/100 Mullion 60/100	Pfosten 60/150 Montant 60/150 Mullion 60/150	Riegel 60/50 Traverse 60/50 Transom 60/50	Riegel 60/100 Traverse 60/100 Transom 60/100	Riegel 60/150 Traverse 60/150 Transom 60/150
20 mm	1,6 W/m²K	1,7 W/m²K	1,6 W/m²K	1,4 W/m²K	1,4 W/m²K	1,5 W/m²K
30 mm	1,4 W/m²K	1,5 W/m²K	1,4 W/m²K	1,2 W/m²K	1,3 W/m²K	1,3 W/m²K
40 mm	1,3 W/m²K	1,3 W/m²K	1,3 W/m²K	1,1 W/m²K	1,2 W/m²K	1,2 W/m²K
50 mm	1,2 W/m²K	1,2 W/m²K	1,2 W/m²K	1,1 W/m²K	1,1 W/m²K	1,1 W/m²K
60 mm	1,1 W/m²K	1,2 W/m²K	1,1 W/m²K	1,0 W/m²K	1,1 W/m²K	1,1 W/m²K
70 mm	1,1 W/m²K	1,1 W/m²K	1,1 W/m²K	1,0 W/m²K	1,0 W/m²K	1,0 W/m²K

Glas Verre Glass	76.140 Pfosten 60/180 Montant 60/180 Mullion 60/180	76.141 Pfosten 60/220 Montant 60/220 Mullion 60/220	76.142 Pfosten 60/280 Montant 60/280 Mullion 60/280	76.140 Riegel 60/180 Traverse 60/180 Transom 60/180	76.141 Riegel 60/220 Traverse 60/220 Transom 60/220	76.142 Riegel 60/280 Traverse 60/280 Transom 60/280
50 mm	1,3 W/m²K	1,3 W/m²K	1,3 W/m²K	1,1 W/m²K	1,1 W/m²K	1,1 W/m²K
70 mm	1,1 W/m²K	1,1 W/m²K	1,1 W/m²K	1,0 W/m²K	1,0 W/m²K	1,0 W/m²K

Der Einfluss der Schraubenbefestigung in Höhe von 0.14 W/m²K ist berücksichtigt.

L'influence de la fixation à vis de 0.14 W/m²K est prise en compte.

The 0.14 W/m²K influence of the screw fixing is taken into account.

System-Hinweise

Remarques concernant les systèmes

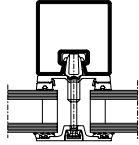
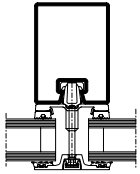
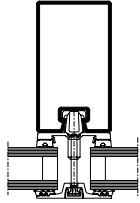
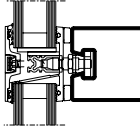
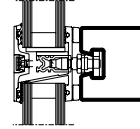
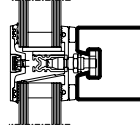
System instructions

VISS Fassade

VISS façade

VISS façade

VISS 50 mm
Flaches DeckprofilU_f-Werte nach EN 10077-2**VISS 50 mm**
Profilé de recouvrement platValeurs U_f selon EN 10077-2**VISS 50 mm**
Flat cover capU_f values according to 10077-2

						
Glas Verre Glass	Pfosten 50/50 Montant 50/50 Mullion 50/50	Pfosten 50/95 Montant 50/95 Mullion 50/95	Pfosten 50/140 Montant 50/140 Mullion 50/140	Riegel 50/50 Traverse 50/50 Transom 50/50	Riegel 50/95 Traverse 50/95 Transom 50/95	Riegel 50/140 Traverse 50/140 Transom 50/140
20 mm	1,9 W/m ² K	2,0 W/m ² K	2,0 W/m ² K	1,6 W/m ² K	1,7 W/m ² K	1,7 W/m ² K
30 mm	1,7 W/m ² K	1,7 W/m ² K	1,7 W/m ² K	1,4 W/m ² K	1,5 W/m ² K	1,5 W/m ² K
40 mm	1,5 W/m ² K	1,6 W/m ² K	1,6 W/m ² K	1,3 W/m ² K	1,4 W/m ² K	1,4 W/m ² K
50 mm	1,4 W/m ² K	1,5 W/m ² K	1,5 W/m ² K	1,3 W/m ² K	1,3 W/m ² K	1,3 W/m ² K
60 mm	1,4 W/m ² K	1,4 W/m ² K	1,4 W/m ² K	1,2 W/m ² K	1,3 W/m ² K	1,3 W/m ² K
70 mm	1,3 W/m ² K	1,3 W/m ² K	1,3 W/m ² K	1,2 W/m ² K	1,2 W/m ² K	1,2 W/m ² K

Der Einfluss der Schrauben-
befestigung in Höhe von 0.14 W/m²K
ist berücksichtigt.

L'influence de la fixation à vis de
0.14 W/m²K est prise en compte.

The 0.14 W/m²K influence of the
screw fixing is taken into account.

System-Hinweise

Remarques concernant les systèmes

System instructions

VISS Fassade

VISS façade

VISS façade

**VISS 60 mm
Flaches Deckprofil**

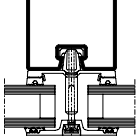
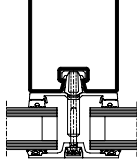
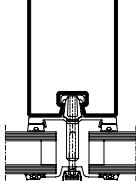
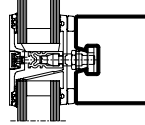
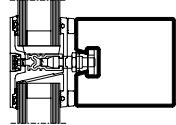
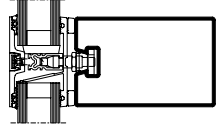
U_f-Werte nach EN 10077-2

**VISS 60 mm
Profilé de recouvrement plat**

Valeurs U_f selon EN 10077-2

**VISS 60 mm
Flat cover cap**

U_f values according to 10077-2

						
Glas Verre Glass	Pfosten 60/50 Montant 60/50 Mullion 60/50	Pfosten 60/100 Montant 60/100 Mullion 60/100	Pfosten 60/150 Montant 60/150 Mullion 60/150	Riegel 60/50 Traverse 60/50 Transom 60/50	Riegel 60/100 Traverse 60/100 Transom 60/100	Riegel 60/150 Traverse 60/150 Transom 60/150
20 mm	1,7 W/m ² K	1,8 W/m ² K	1,8 W/m ² K	1,5 W/m ² K	1,6 W/m ² K	1,6 W/m ² K
30 mm	1,5 W/m ² K	1,5 W/m ² K	1,6 W/m ² K	1,3 W/m ² K	1,3 W/m ² K	1,4 W/m ² K
40 mm	1,3 W/m ² K	1,4 W/m ² K	1,4 W/m ² K	1,2 W/m ² K	1,2 W/m ² K	1,2 W/m ² K
50 mm	1,2 W/m ² K	1,3 W/m ² K	1,3 W/m ² K	1,1 W/m ² K	1,2 W/m ² K	1,2 W/m ² K
60 mm	1,2 W/m ² K	1,2 W/m ² K	1,2 W/m ² K	1,1 W/m ² K	1,1 W/m ² K	1,1 W/m ² K
70 mm	1,1 W/m ² K	1,1 W/m ² K	1,2 W/m ² K	1,1 W/m ² K	1,1 W/m ² K	1,1 W/m ² K

	76.140 Pfosten 60/180 Montant 60/180 Mullion 60/180	76.141 Pfosten 60/220 Montant 60/220 Mullion 60/220	76.142 Pfosten 60/280 Montant 60/280 Mullion 60/280	76.140 Riegel 60/180 Traverse 60/180 Transom 60/180	76.141 Riegel 60/220 Traverse 60/220 Transom 60/220	76.142 Riegel 60/280 Traverse 60/280 Transom 60/280
50 mm	1,3 W/m ² K	1,3 W/m ² K	1,3 W/m ² K	1,2 W/m ² K	1,2 W/m ² K	1,2 W/m ² K
70 mm	1,2 W/m ² K	1,2 W/m ² K	1,2 W/m ² K	1,1 W/m ² K	1,1 W/m ² K	1,1 W/m ² K

Der Einfluss der Schraubenbefestigung in Höhe von 0.14 W/m²K ist berücksichtigt.


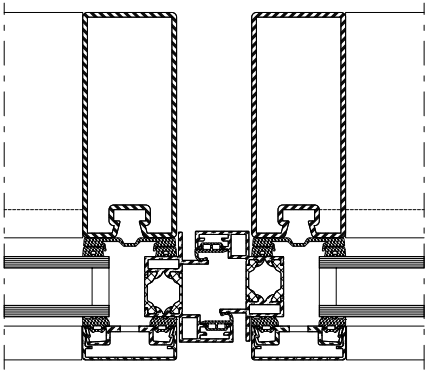
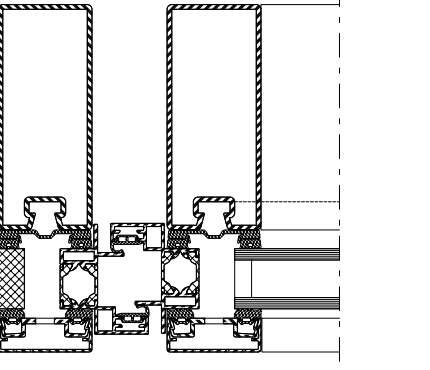
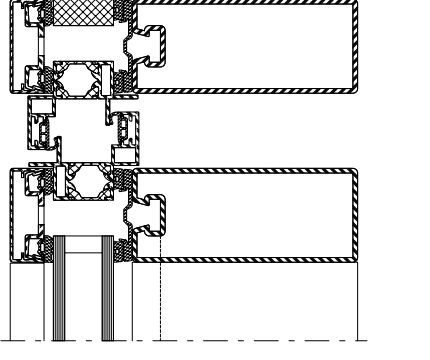
L'influence de la fixation à vis de 0.14 W/m²K est prise en compte.

The 0.14 W/m²K influence of the screw fixing is taken into account.

U_f -Werte
 (nach EN ISO 10077-2:2018-01)

Valeurs U_f
 (selon EN ISO 10077-2:2018-01)

U_f values
 (according to EN ISO 10077-2:2018-01)

	Füllelementstärken Elements de remplissages Infill elements			
	≥ 27 mm	≥ 32 mm	≥ 37 mm	≥ 42 mm
	2.9 W/m ² K	2.6 W/m ² K	2.5 W/m ² K	2.4 W/m ² K
	2.9 W/m ² K	2.5 W/m ² K	2.4 W/m ² K	2.3 W/m ² K
	2.6 W/m ² K	2.4 W/m ² K	2.3 W/m ² K	2.2 W/m ² K

System-Hinweise

Remarques concernant les systèmes

System instructions

VISS Fassade


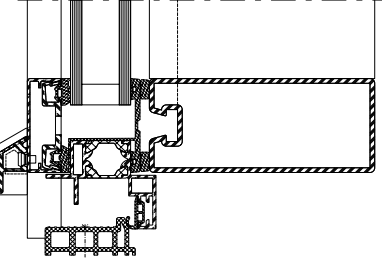
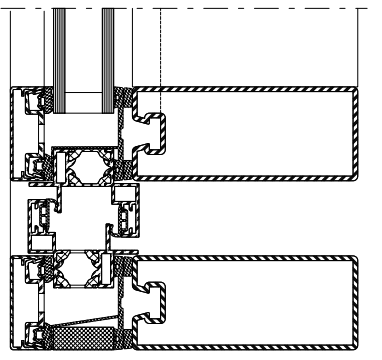
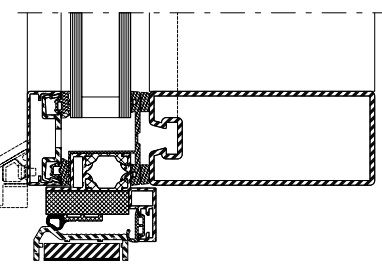
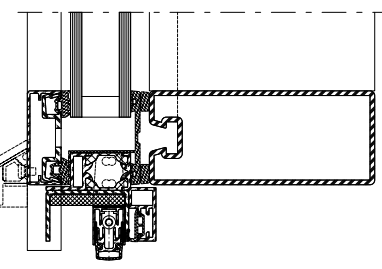
VISS façade

VISS façade

U_f-Werte
(nach EN ISO 10077-2:2018-01)

Valeurs U_f
(selon EN ISO 10077-2:2018-01)

U_f values
(according to EN ISO 10077-2:2018-01)

	Füllelementstärken Elements de remplissages Infill elements			
	≥ 27 mm	≥ 32 mm	≥ 37 mm	≥ 42 mm
	3.1 W/m ² K	2.9 W/m ² K	2.8 W/m ² K	2.7 W/m ² K
	2.9 W/m ² K	2.6 W/m ² K	2.5 W/m ² K	2.5 W/m ² K
	2.0 W/m ² K	2.1 W/m ² K	2.1 W/m ² K	2.0 W/m ² K
	3.0 W/m ² K	3.0 W/m ² K	3.0 W/m ² K	3.0 W/m ² K

VISS Fassade
VISS façade
VISS façade

Inhaltsverzeichnis

Sommaire

Content

VISS Fassade

VISS façade

VISS façade

Systemübersicht

Merkmale
Zulassungen
Systemausführungen

Sommaire du système

Caractéristiques
Homologations
Exécutions de système

Summary of system

Characteristics
Authorisations
System versions

2

Profilsortiment

Profile 50 und 60 mm
Deckprofile 50 und 60 mm

Assortiment de profilé

Profilés 50 et 60 mm
Profilés de recouvrement 50 et 60 mm

Range of profiles

Profiles 50 and 60 mm
Cover sections 50 and 60 mm

11

Konstruktions-Hinweise

Schnittpunkte
Konstruktionsdetails
Anschlüsse am Bau
System-Hinweise

Indications du construction

Coupes de détails
Détails de construction
Raccords au mur
Remarques concernant les systèmes

Construction instructions

Section details
Construction details
Attachment to structure
System instructions

19

Merkmale

Caractéristiques

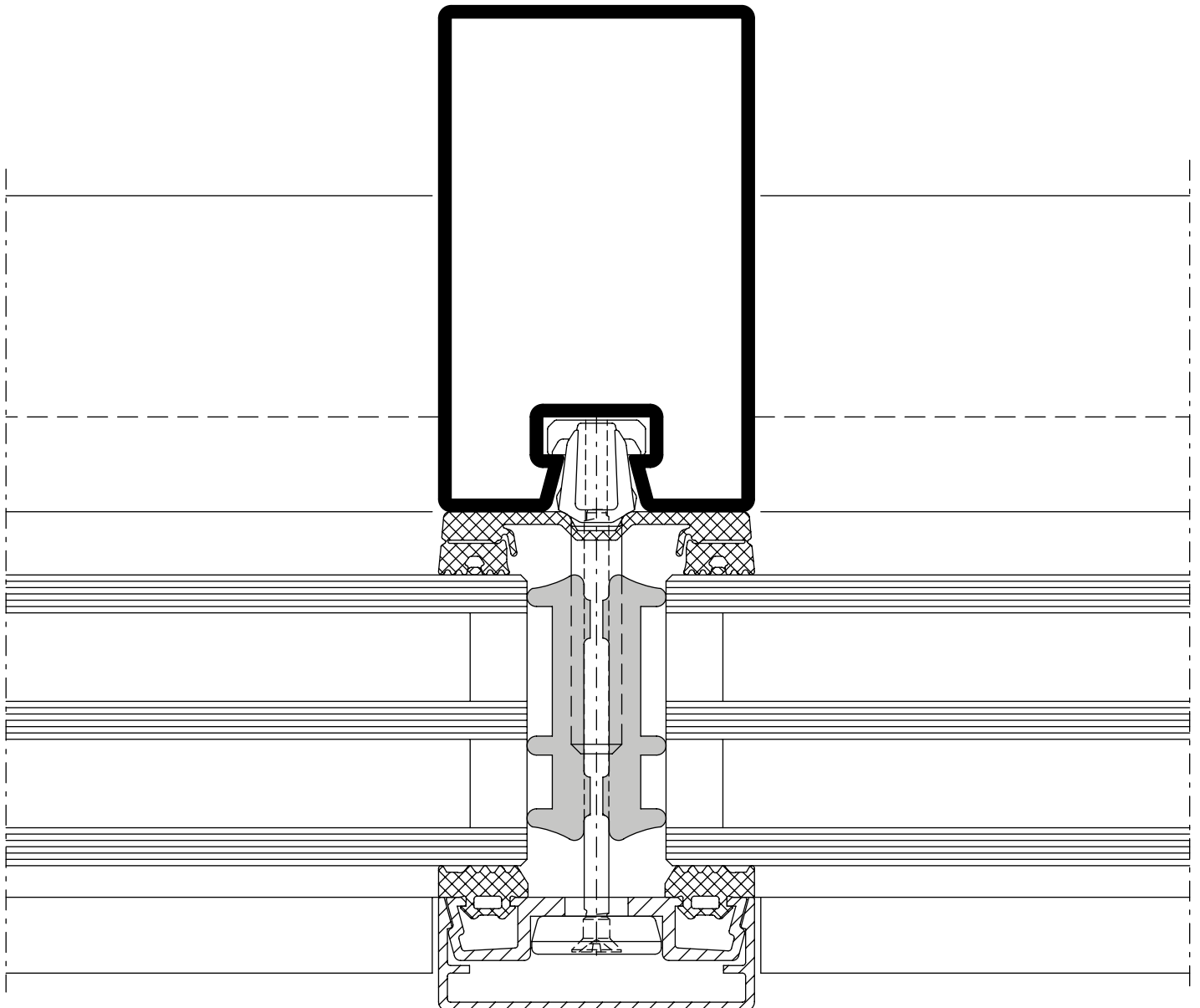
Characteristics

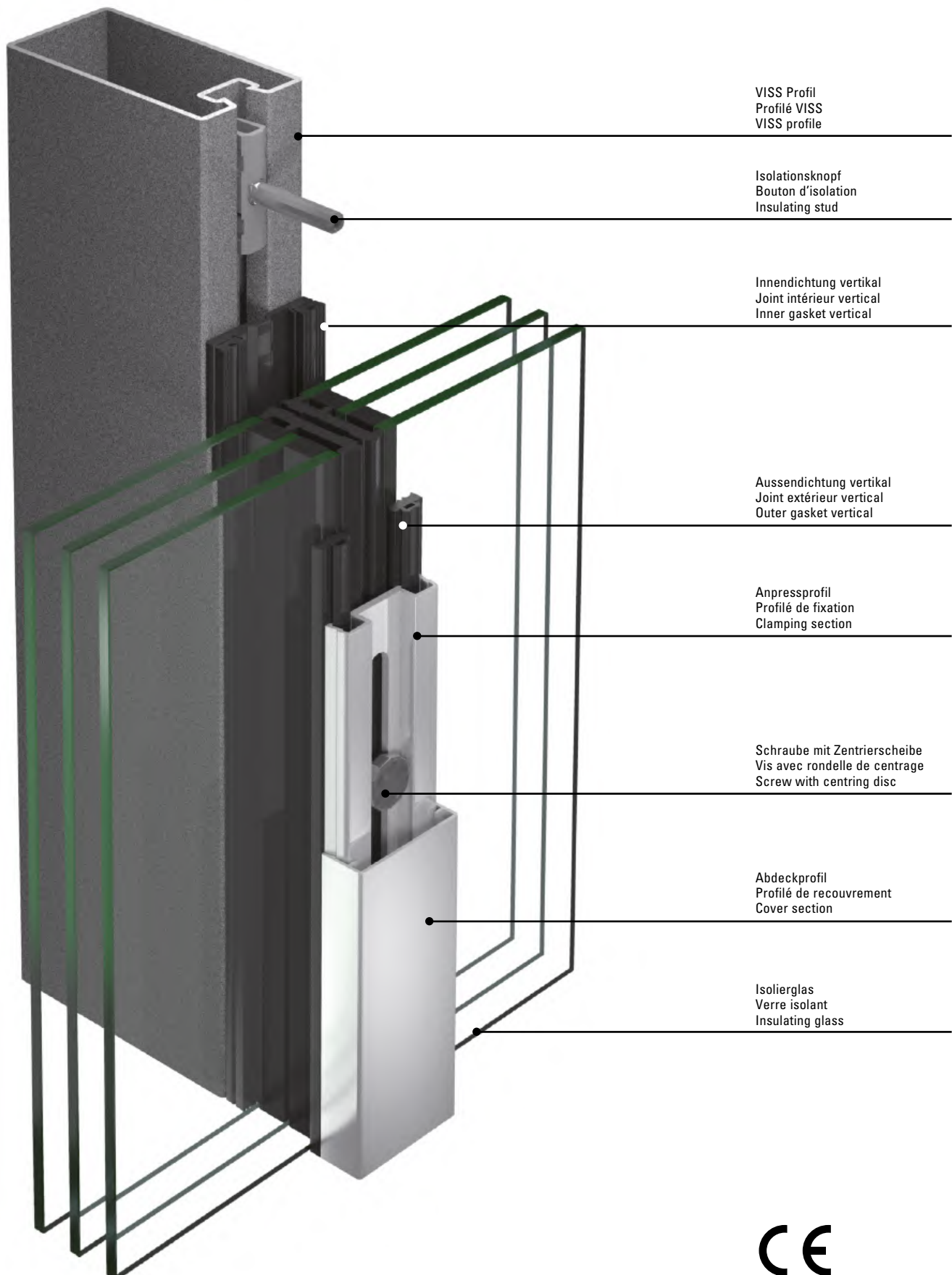
VISS Fassade

VISS façade

VISS façade












- CE-Kennzeichnung nach EN 13830 oder EN 14351-1
 - U_{CW} eingebaut Werte bis 0.73 W/m²K
 - U_f Werte bis 0.65 W/m²K
 - Ansichtsbreiten 50 und 60 mm
 - Füllelementstärken 6 bis 70 mm
 - Füllelementgewichte bis 1800 kg
Flügelgewichte bis 550 kg
 - Kombinierbar mit der Aufsatzkonstruktion VISS Basic, der Brandschutzlösung VISS Fire und der Einbruchhemmenden Variante VISS RC
- Marquage CE selon EN 13830 ou EN 14351-1
 - Valeurs U_{CW} (monté) jusqu'à 0.73 W/m²K
 - Valeurs U_f jusqu'à 0.65 W/m²K
 - Largeurs de face 50 et 60 mm
 - Éléments de remplissage de 6 à 70 mm d'épaisseur
 - Poids de remplissage jusqu'à 1800 kg
Poids du vantail jusqu'à 550 kg
 - Combinable avec la construction rapportée VISS Basic, la protection incendie VISS Fire et la variante anti-effraction VISS RC
- CE marking in accordance with EN 13830 or EN 14351-1
 - U_{CW} installed values to 0.73 W/m²K
 - U_f values to 0.65 W/m²K
 - 50 and 60 mm face widths
 - Infill panel thicknesses of 6 to 70 mm
 - Infill unit weights up to 1800 kg
Leaf weight up to 550 kg
 - Can be combined with the VISS Basic add-on construction, the VISS Fire fire protection solution and the VISS RC burglar-resistant version





Leistungseigenschaften
Caractéristiques de performance
Performance characteristics

VISS Fassade
 VISS façade
 VISS façade

	Prüfungen (Prüfnorm) Essais (Norme d'essai) Tests (Test standard)	Klassifizierungs-Norm Norme de classification Classification standard	Werte Valeurs Values
	Schlagregendichtheit (EN 12155) Etanchéité à la pluie battante (EN 12155) Watertightness (EN 12155)	EN 12154	RE 1200
	Widerstand bei Windlast (EN 12179) Résistance à la pression du vent (EN 12179) Resistance to wind load (EN 12179)	EN 13116	Bemessungslast 2 kN/m ² Charge de calcul 2 kN/m ² Designed load 2 kN/m ²
	Luftdurchlässigkeit (EN 12153) Perméabilité à l'air (EN 12153) Air permeability (EN 12153)	EN 12152	Klasse AE Classe AE Class AE
	Wärmedurchgangskoeffizient (EN 13947) Transmission thermique (EN 13947) Thermal transmittance (EN 13947)	EN ISO 10077-2	ab $U_f > 0.65 \text{ W/m}^2\text{K}$ dès $U_f > 0.65 \text{ W/m}^2\text{K}$ from $U_f > 0.65 \text{ W/m}^2\text{K}$
	Schallschutz (EN ISO 140-3) Isolation phonique (EN ISO 140-3) Sound insulation (EN ISO 140-3)	EN ISO 717-1	R_w 47 dB (-1; -5) (C, Ctr)
	Einbruchhemmung Anti-effraction Burglar resistance	prEN 1627	RC2 / RC3 / RC4
	Durchschusshemmung (EN 1523) Résistance aux balles (EN 1523) Bullet proofing (EN 1523)	EN 1522	FB4 NS
	Stossfestigkeit Résistance au chocs Impact strength	EN 14019	Klasse E5 / I5 Classe E5 / I5 Class E5 / I5
	Brandverhalten Réaction au feu Reaction to fire	EN 13501-1	Klasse B Classe B Class B
	Längsschalldämmung Isolation acoustique longitudinale Insulation against flanking transmission	prEN ISO 10848-2 (4/2004)	vertikal 62 dB horizontal 59 dB
	Technische Regeln für die Verwendung von absturzsichernden Verglasungen Règlement technique pour la sécurité anti-chute des vitrages The technical regulations for protecting glazing against falling out	DIN 180008-4	Kategorie A Catégorie A Category A

Avis Technique (Frankreich)
Fassade VISS TV 1S
Zulassung Nr. 02/12-1501,
C.S.T.B. Marne la Vallée/FR

Avis Technique (France)
Façade VISS TV 1S
Autorisation no 02/12-1501,
C.S.T.B. Marne la Vallée/FR

Avis Technique (France)
Façade VISS TV 1S
Authorisation nr. 02/12-1501,
C.S.T.B. Marne la Vallée/FR

Klemmverbindung (Deutschland)
AbZ Z-14.4-459 (Isolationsknöpfe)

Jonction par serrage (Allemagne)
AbZ Z-14.4-459 (bouton d'isolation)

Clamp connection (Germany)
AbZ Z-14.4-459 (insulation studs)

CWCT-Test
Die Fassade wurde nach den
Anforderungen des CWCT geprüft.

Test CWCT
La façade a été contrôlée suivant les
exigences du CWCT.

CWCT test
The facades were certified in compliance
with the requirements of the CWCT.

Luftdurchlässigkeit/
Wasserdichtheit: PASS
Zulässige Windlast 2400 Pa
Sicherheitslast 3600 Pa

Perméabilité à l'air/
Étanchéité à l'eau: PASS
Charge du vent admissible 2400 Pa
Charge de sécurité 3600 Pa

Air permeability/
Watertightness: PASS
Permissible wind load 2400 Pa
Security load 3600 Pa

Passivhaus-Zertifikat

Certificat maison passive

Passive house certificate

ZERTIFIKAT
Zertifizierte Passivhaus-Komponente
Komponenten-ID 0157cw03 gültig bis 31. Dezember 2020

Passivhaus Institut
Dr. Wolfgang Feist
64283 Darmstadt
Deutschland

QR Code

Category: **Pfosten-Riegel-Fassade**
Hersteller: **Jansen AG,
Oberriet SG,
Schweiz (Confederatio Helvetica)**
Produktname: **VISS HI**

Folgende Kriterien für die kühl-gemäßigte Klimazone wurden geprüft

Behaglichkeit $U_{COP} = 0.80 \leq 0.80 \text{ W/(m}^2\text{K)}$
 $U_{COP, maxheat} \leq 0.85 \text{ W/(m}^2\text{K)}$
mit $U_g = 0.70 \text{ W/(m}^2\text{K)}$

Hygiene $f_{R_{a,0.25}} \geq 0.70$

kühl-gemäßigtes Klima
phA

ZERTIFIZIERTE KOMPONENTE
Passive House Institute

Passivhaus Effizienzklasse: phE phD phC phB phA

www.passiv.de

CERTIFICATE
Certified Passive House Component
Component-ID 0157cw03 valid until 31st December 2020

Passive House Institute
Dr. Wolfgang Feist
64283 Darmstadt
Germany

QR Code

Category: **Curtain Wall**
Manufacturer: **Jansen AG,
Oberriet SG,
Switzerland**
Product name: **VISS HI**

This certificate was awarded based on the following criteria for the cool, temperate climate zone

Comfort $U_{COP} = 0.80 \leq 0.80 \text{ W/(m}^2\text{K)}$
 $U_{COP, maxheat} \leq 0.85 \text{ W/(m}^2\text{K)}$
with $U_g = 0.70 \text{ W/(m}^2\text{K)}$

Hygiene $f_{R_{a,0.25}} \geq 0.70$

cool, temperate climate
phA

CERTIFIED COMPONENT
Passive House Institute

Passive House efficiency class: phE phD phC phB phA

www.passivehouse.com

CERTIFICATE
Certified Passive House Component
Component-ID 0157cw03 valid until 31st December 2020

Passive House Institute
Dr. Wolfgang Feist
64283 Darmstadt
Germany

QR Code

Category: **Curtain Wall**
Manufacturer: **Jansen AG,
Oberriet SG,
Switzerland**
Product name: **VISS HI**

This certificate was awarded based on the following criteria for the cool, temperate climate zone

Comfort $U_{COP} = 0.80 \leq 0.80 \text{ W/(m}^2\text{K)}$
 $U_{COP, maxheat} \leq 0.85 \text{ W/(m}^2\text{K)}$
with $U_g = 0.70 \text{ W/(m}^2\text{K)}$


Hygiene $f_{R_{a,0.25}} \geq 0.70$

cool, temperate climate
phA

CERTIFIED COMPONENT
Passive House Institute

Passive House efficiency class: phE phD phC phB phA

www.passivehouse.com



VISS RC


- Ansichtsbreiten 50 mm und 60 mm
- Keine sichtbare Einbruchhemmung ist erkennbar
- RC Lösung kann im VISS Standard und VISS Basic angewendet werden
- Kombination der beiden Systeme mit RC ebenfalls möglich
- Einbruch- und Ausbruchhemmung nach EN 1627
- VISS RC Versionen sind mit den einbruchhemmenden Profillösungen bis RC3 für Janisol, Janisol HI, Arte und Janisol Primo im Fensterbereich sowie Janisol HI, Janisol im Türbereich kombinierbar

VISS RC

- Largeurs de face 50 mm et 60 mm
- Absence de protection anti-effraction visible détectable
- La solution RC peut être appliquée dans les versions VISS Standard et VISS Basic
- Combinaison possible des deux systèmes avec RC
- Anti-effraction et anti-évasion selon EN 1627
- Les versions VISS RC peuvent être combinées avec les solutions de profilés à protection anti-effraction jusqu'à RC3 pour Janisol, Janisol HI, Arte et Janisol Primo dans le domaine des fenêtres, et avec les profilés pour Janisol HI, Janisol dans le domaine des portes

VISS RC

- Face widths of 50 mm and 60 mm
- No "visible" burglar resistance
- RC solution can be applied in the VISS Standard and VISS Basic systems
- Combination of both systems with RC also possible
- Burglar and break-out resistance in accordance with EN 1627
- VISS RC versions can be combined with the burglar-resistant profile solutions up to RC3 for Janisol, Janisol HI, Arte and Janisol Primo in windows as well as Janisol HI and Janisol in doors



VISS HI

- Hochisolierte Stahlfassade in Pfosten-Riegel-Bauweise
- Passivhaus zertifizierte Komponente
- Ermöglicht ein nachhaltiges Bauen
- Geeignet für besonders hohe Ansprüche im Isolationsbereich

VISS HI

- Façade en acier hautement isolée à montage montants-traverses
- Composants certifiés Maison Passive
- Permet une construction durable
- Adapté à des exigences particulièrement hautes dans le domaine de l'isolation

VISS HI

- Highly insulated steel façade as mullion/transom construction
- Passive house-certified components
- Allows sustainable construction
- Suitable for particularly high insulation requirements



VISS flaches Deckprofil

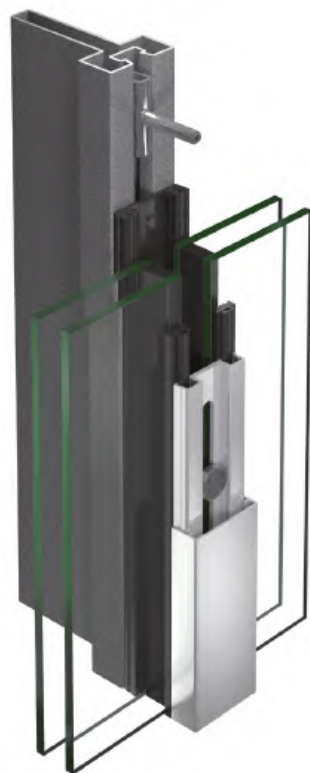
- Die wirtschaftliche Lösung für SG Optik
- Das Auge gleitet über die Fassade, ohne von signifikanten optischen Teilern abgelenkt zu werden
- Keine sichtbaren Schrauben
- Zweifarbig eloxierbar oder beschichtbar

VISS Profilé de recouvrement plat

- Solution économique pour l'optique SG
- L'œil parcourt la façade sans tomber sur des séparateurs optiques marqués
- Pas de vis visibles
- Capacité d'anodisation en deux couleurs ou au revêtement

VISS flat cover cap profile

- The economical solution for SG look
- The eye glides over the façade without being distracted by obtrusive visual dividers
- No visible screws
- Can be anodised or coated in two colours



VISS Linea / Personal Profiles

- Designprofil Linea mit filigraner Ansicht bei hoher statischer Leistung
- Für individuelle und ästhetische Ansprüche
- Ertüchtigung möglich durch eingeschobenen Flachstahl
- Profil integriert im vorhandenen VISS System und Anschluss ohne Benutzung von Sonderteilen

VISS Linea / Personal Profiles

- Profilé design Linea à face fine pour une haute performance statique
- Pour des exigences spécifiques et esthétiques
- Peut être renforcé par l'insertion de plaques en acier
- Profilé intégré dans le système VISS existant et raccordement sans utilisation de pièces spéciales

VISS Linea / Personal profiles

- Linea design profile with slimline sightlines and high structural performance
- For individual and aesthetic requirements
- Can be reinforced by inserting steel plates
- Profile integrated in existing VISS system and attachment without the use of special parts



VISS Sonnenschutz

- Abgestimmt auf das VISS System
- Im Sinne der Nachhaltigkeit erlaubt der Sonnenschutz eine energieeffiziente Planung
- Ein angenehmes Klima für die Nutzer durch den optimalen Sonnenschutz

VISS Protection solaire

- Adapté au système VISS
- Conformément au principe de durabilité, la protection solaire permet une planification qui tient compte de l'efficacité énergétique
- Climat agréable pour le personnel grâce à la protection solaire optimale

VISS sun shading

- Tailored to the VISS system
- In terms of sustainability, the sun shading facilitates energy-efficient planning
- Optimum sun shading provides a pleasant climate for the employees



VISS Fassadentür


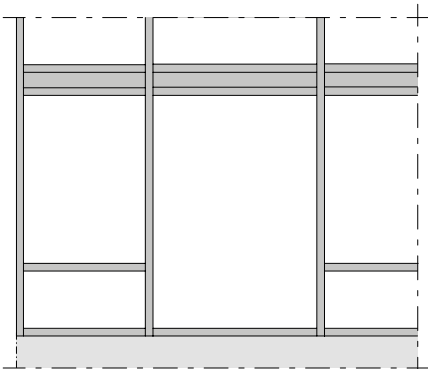

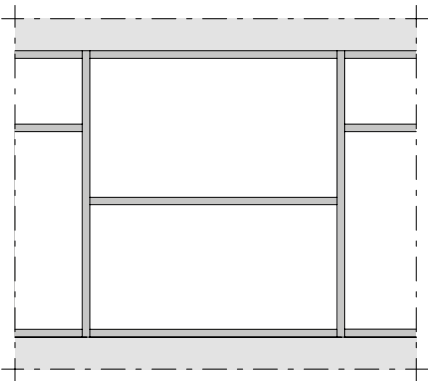

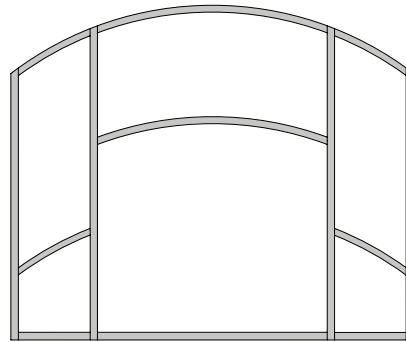
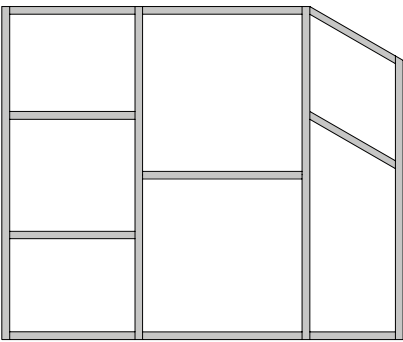
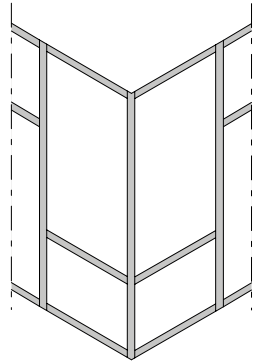
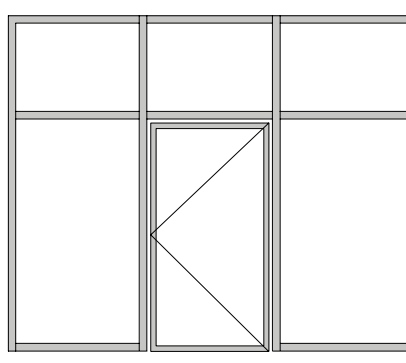

- Erscheinungsbild identisch mit Fassadenkonstruktion
- variable Türgrößen, je nach Profilwahl und Einsatzgebiet bis 6 m Höhe möglich
- Grossflächige Drehtür als Servicetür oder als Durchgang für Transportzwecke, z.B. bei Ausstellungen, Autohäuser, Museen, Atrien, etc.

VISS Porte de façade

- Se fond dans la construction de la façade
- Différentes dimensions de porte possibles jusqu'à une hauteur de 6 m suivant le choix du profilé et le domaine d'application
- Porte pivotante de grande surface servant de porte de service ou de passage pour transporter le nécessaire, par exemple pour les expositions, les garages, les musées, les atriums, etc.

VISS façade door

- Appearance identical to façade construction
- Variable door sizes of up to 6 m in height possible depending on the choice of profiles and the area of use
- Large side-hung door as service door or as access route for transport purposes, e.g. for expeditions, car dealerships, museums, atriums etc.



Jansen Docu Center

Die Plattform zum effizienten Arbeiten mit Jansen Dokumentationen. Im Jansen Docu Center stehen alle Produktinformationen jederzeit digital in der aktuellsten Version zur Verfügung: von Architekten-Informationen über Bestell- und Fertigungskatalogen bis hin zu Anleitungen und Prospekten sowie Videos.

Die Inhalte können einfach und schnell aufgerufen werden. Ein für den Anwender komfortables papierloses Arbeiten, das zahlreiche Vorteile bietet.

Download CAD Daten

DXF

DWG

Sie können die Zeichnungen in den Formaten DXF und/oder DWG herunterladen. Klicken Sie auf das entsprechende Icon und der Download erfolgt.

Die Hinweise «Artikelbibliothek/Türbeschläge/Fensterbeschläge» bedeuten, dass Sie mit einem Klick die gesamte Artikelbibliothek des entsprechenden Systems herunterladen (Profile, Beschläge, Glasleisten, Zubehör etc.).

Info und Beratung

Gerne beraten wir Sie persönlich und stehen Ihnen bei Fragen zur Verfügung. Bitte schreiben Sie uns Ihre Anliegen an: info@jansen.com

Jansen Docu Center

La plate-forme pour travailler efficacement avec les documentations Jansen. Le Jansen Docu Center met à votre disposition les informations sur les produits, en format numérique et dans une version actualisée: des catalogues de commande et de fabrication aux instructions et prospectus, en passant par les informations destinées aux architectes et vidéos.

Les contenus sont facilement et rapidement accessibles. Une manière de travailler confortable et offrant de nombreux avantages.

Télécharger fichiers DAO

DXF

DWG

Vous pouvez télécharger les dessins aux formats DXF et/ou DWG. Cliquez sur l'icône correspondante et le téléchargement s'effectuera.

Les indications «Bibliothèque des articles/Ferures de porte/Ferrures de fenêtres» signifie que vous téléchargez la totalité de la bibliothèque des articles du système donné (profilés, ferrures, parcloles, accessoires etc.).

Info et conseils

Nous vous conseillons volontiers individuellement et sommes à votre disposition si vous avez des questions à poser. Veuillez nous envoyer votre requête à: info@jansen.com

Jansen Docu Center

The platform for working efficiently with Jansen documentation. The latest version of all the product information is available digitally at any time in the Jansen Docu Center – from order and fabrication manuals to architect information, instructions and brochures and videos.

The content can be retrieved quickly and easily. The user can work conveniently without paper, which has numerous benefits.

Download CAD files

DXF

DWG

You can download the drawings in DXF and/or DWG format. Click on the relevant icon to begin the download.

The items «Article library/Door fittings/Window fittings» means that you download the entire article library for the corresponding system with one click (profiles, fittings, glazing beads, accessories etc.).

Information and advice

We would be delighted to provide you with advice in person and are available to answer any questions you may have. Please write to us with your queries at: info@jansen.com

Profile 50 mm (Masstab 1:3)

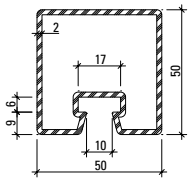
Profils 50 mm (échelle 1:3)

Profiles 50 mm (scale 1:3)

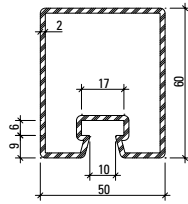
VISS Fassade

VISS façade

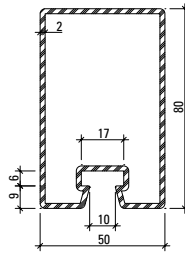
VISS façade



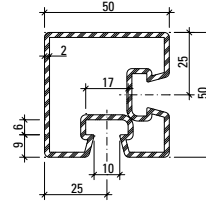
76.694
76.694 Z



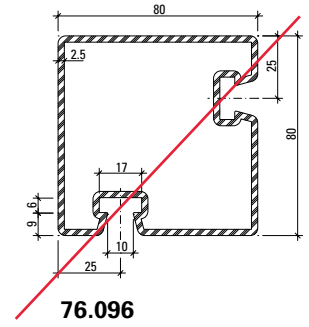
76.671
76.671 Z



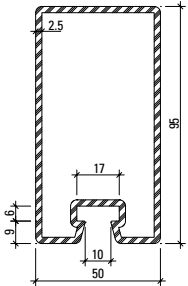
76.696
76.696 Z



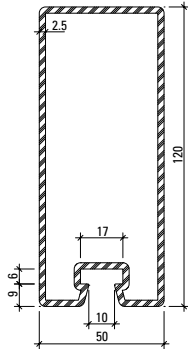
76.094



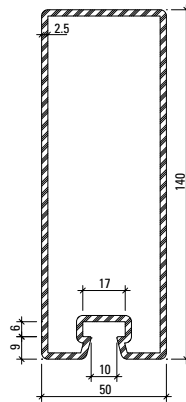
~~**76.096**~~



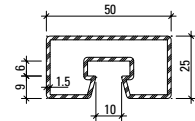
76.697
76.697 Z



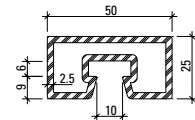
76.679
76.679 Z



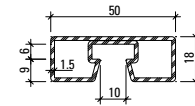
76.666
76.666 Z



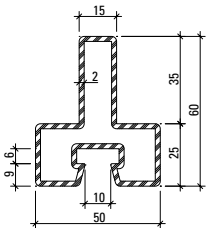
76.682



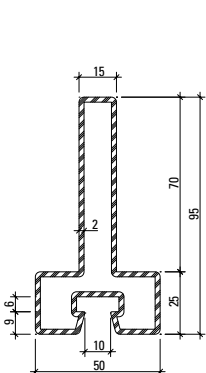
76.680



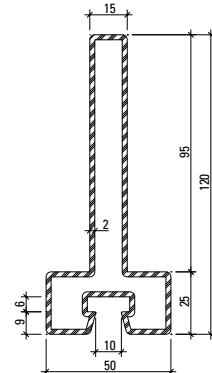
76.692



76.114



76.115



76.116

Profil-Nr.	G kg/m	F cm ²	I _x cm ⁴	W _x cm ³	I _y cm ⁴	W _y cm ³	U m ² /m	L mm
76.094	4,090	5,2	15,2	5,8	15,2	5,8	0,280	6000
76.096	7,437	9,5	83,8	20,5	83,8	20,5	0,391	6000
76.666	7,910	10,1	241,3	32,3	43,7	17,5	0,412	6500
76.671	3,860	4,9	23,3	7,2	17,3	6,9	0,260	6500
76.679	7,120	9,1	162,2	25,2	37,9	15,2	0,373	6500
76.680	3,390	4,3	3,2	2,4	11,1	4,4	0,182	6100
76.682	2,120	2,7	2,2	1,7	7,2	2,9	0,190	6000
76.692	1,900	2,5	0,9	1,0	5,9	2,4	0,176	6000
76.694	3,500	4,5	14,7	5,6	15,0	6,0	0,240	6500
76.696	4,450	5,7	47,6	11,1	21,9	8,8	0,300	6500
76.697	6,100	7,9	90,2	17,6	31,0	12,4	0,330	6500
76.114	3,820	4,9	15,4	4,1	9,8	3,9	0,251	6000
76.115	4,920	6,3	54,8	9,3	10,4	4,2	0,321	6000
76.116	5,710	7,3	105,0	14,3	10,8	4,3	0,371	6000

Profile 60 mm (Massstab 1:3)

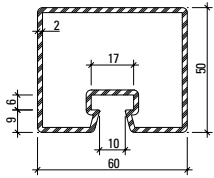
Profils 60 mm (échelle 1:3)

Profiles 60 mm (scale 1:3)

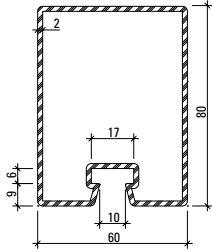
VISS Fassade

VISS façade

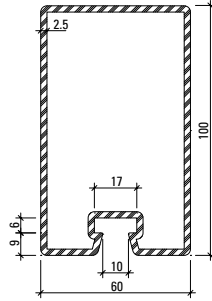
VISS façade



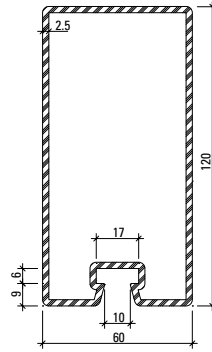
76.695
76.695 Z



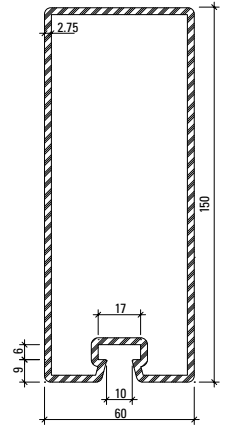
76.678
76.678 Z



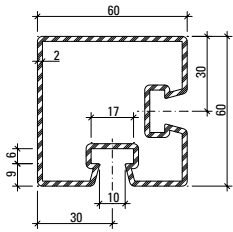
76.684
76.684 Z



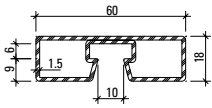
76.698
76.698 Z



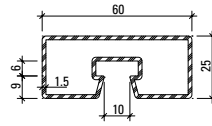
76.667
76.667 Z



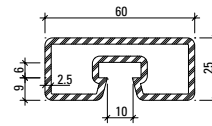
76.095



76.693



76.683

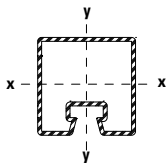


76.681

Artikelbibliothek
Bibliothèque des articles
Article library

DXF **DWG**

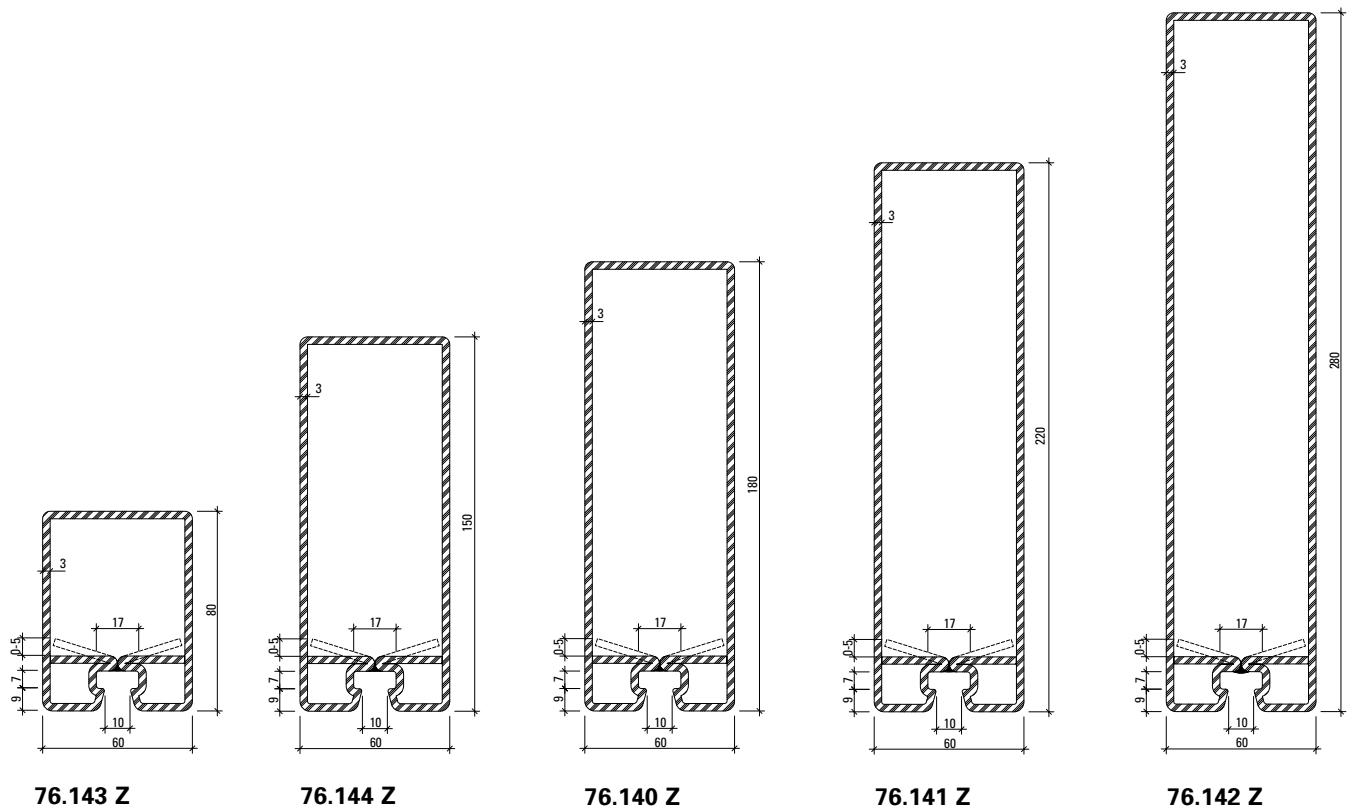
Stabachse
Axe de la barre
Bar axis



Profil-Nr.	G kg/m	F cm ²	I _x cm ⁴	W _x cm ³	I _y cm ⁴	W _y cm ³	U m ² /m	L mm
76.095	4,750	6,1	27,2	8,6	27,2	8,6	0,311	6000
76.667	9,530	12,1	342,8	43,0	75,1	25,0	0,452	6500
76.678	4,800	6,1	53,9	12,6	32,8	11,0	0,320	6500
76.681	3,790	4,8	3,8	2,9	17,3	5,8	0,202	6100
76.683	2,360	3,0	2,6	2,0	11,1	3,7	0,210	6000
76.684	6,730	8,6	114,1	21,3	48,3	16,1	0,352	6500
76.693	2,140	2,8	1,3	1,3	9,3	3,1	0,196	6000
76.695	3,800	4,9	17,2	6,5	22,9	7,6	0,260	6500
76.698	7,500	9,7	179,6	28,0	56,6	18,9	0,400	6500

Profile 60 mm (Masstab 1:3)
 Profils 60 mm (échelle 1:3)
 Profiles 60 mm (scale 1:3)

VISS Fassade
 VISS façade
 VISS façade



Aufgrund von Fertigungstoleranzen kann die Lage des Rückbogens von 0 bis 5 mm variieren.

En raison des tolérances de fabrication, la position du segment coudé peut varier de 0 à 5 mm.

Due to fabrication tolerances, the position of the rear arch may vary between 0 and 5 mm.

Oberfläche/Werkstoff

Artikel-Nr.

ohne Zusatz = blank

mit Z = bandverzinkter Stahl

Surface/Matériau

No. d'article

sans supplément = brut

avec Z = bandes d'acier zinguées

Surface/Material

Part no.

without addition = bright

with Z = galvanised strip

Artikelbibliothek
 Bibliothèque des articles
 Article library

DXF **DWG**

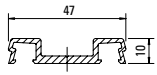
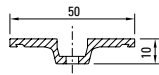
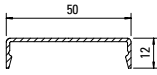
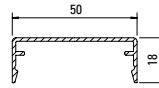
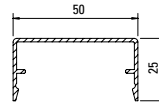
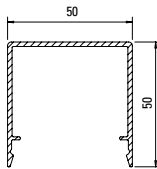
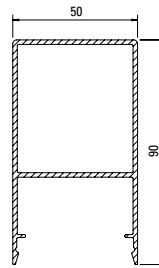
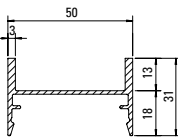
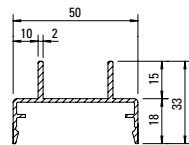
Profil-Nr.	G kg/m	F cm ²	I _x cm ⁴	W _x cm ³	I _y cm ⁴	W _y cm ³	U m ² /m	L mm
76.140 Z	12,946	16,47	649,2	64,3	100,0	33,2	0,516	8000
76.141 Z	14.833	18.87	1090,2	89,1	119,1	39,7	0,596	8000
76.142 Z	17,662	22,5	2041,7	132,7	148,4	49,5	0,716	10000
76.143 Z	8.340	10.62	80,4	17,9	50,8	16,9	0,316	6500
76.144 Z	11.630	14.82	406,0	47,9	85,0	28,3	0,456	6500

Deckprofile 50 mm (Masstab 1:3)**Profils de recouvrement 50 mm (échelle 1:3)****Cover sections 50 mm (scale 1:3)**

VISS Fassade

VISS façade

VISS façade

**407.800****407.821****407.823****407.860****407.861****407.862****407.863****407.864****407.900****407.911****Werkstoff**

Aluminium EN AW 6060 T66 roh, leicht eingeölt

Matériau

Aluminium EN AW 6060 T66 brut, légèrement huilé

Material

Aluminium EN AW 6060 T66 mill finish, slightly oiled

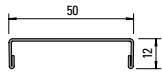
Profil-Nr.	G kg/m	U m ² /m	P m ² /m	L mm
407.800	0,414	0,160		6000
407.821	0,440	0,143	0,067	6000
407.823	0,076	0,043	0,019	6000
407.860	0,266	0,147	0,072	6000

Profil-Nr.	G kg/m	U m ² /m	P m ² /m	L mm
407.861	0,341	0,185	0,084	6000
407.862	0,394	0,213	0,098	6000
407.863	0,660	0,313	0,148	6000
407.864	1,344	0,360	0,228	6000
407.900	0,556	0,240	0,138	6000
407.911	0,510	0,245	0,146	6000

Deckprofile 50 mm (Massstab 1:3)
Profils de recouvrement 50 mm (échelle 1:3)
Cover sections 50 mm (scale 1:3)

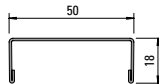
VISS Fassade
 VISS façade
 VISS façade

Edelstahl-Abdeckprofile
Werkstoff 1.4301 (AISI 304)
 geschliffen, Korn 220/240,
 mit Schutzfolie



400.860

Profilé de recouvrement acier Inox
Qualité 1.4301 (AISI 304)
 meulé, degré 220/240,
 avec feuille de protection

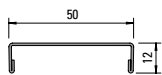


400.861

Stainless steel cover sections
Material 1.4301 (AISI 304)
 polished, grain 220/240,
 with protective film

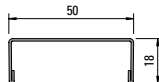


Edelstahl-Abdeckprofile
Werkstoff 1.4401 (AISI 316)
 geschliffen, Korn 220/240,
 mit Schutzfolie



400.862

Profilé de recouvrement acier Inox
Qualité 1.4401 (AISI 316)
 meulé, degré 220/240,
 avec feuille de protection



400.863

Stainless steel cover sections
Material 1.4401 (AISI 316)
 polished, grain 220/240,
 with protective film



Profil-Nr.	G kg/m	L mm
400.860	0,644	6000
400.861	0,734	6000

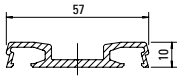
Profil-Nr.	G kg/m	L mm
400.862	0,652	6000
400.863	0,744	6000

Artikelbibliothek
 Bibliothèque des articles
 Article library

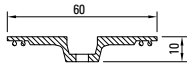
DXF **DWG**

Deckprofile 60 mm (Massstab 1:3)
Profils de recouvrement 60 mm (échelle 1:3)
Cover sections 60 mm (scale 1:3)

VISS Fassade
 VISS façade
 VISS façade



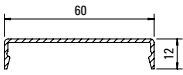
407.802



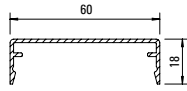
407.822



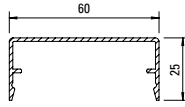
407.823



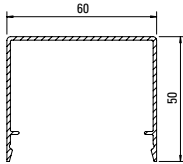
407.865



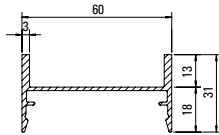
407.866



407.867



407.868



407.901

Werkstoff

Aluminium EN AW 6060 T66 roh, leicht eingeölt

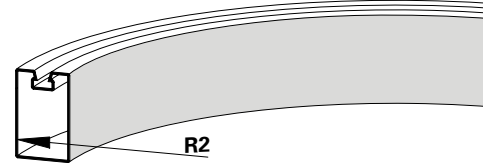
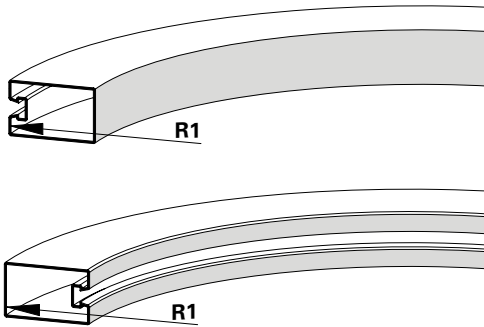
Matériau

Aluminium EN AW 6060 T66 brut, légèrement huilé

Material

Aluminium EN AW 6060 T66 mill finish, slightly oiled

Profil-Nr.	G kg/m	U m ² /m	P m ² /m	L mm
407.802	0,558	0,190		6000
407.822	0,530	0,163	0,051	6000
407.823	0,076	0,043	0,019	6000
407.865	0,304	0,167	0,082	6000
407.866	0,379	0,205	0,094	6000
407.867	0,432	0,223	0,108	6000
407.868	0,750	0,330	0,160	6000
407.901	0,590	0,255	0,148	6000



Profil Profilé Profile	R1 mm	R2 mm
76.666	3000	1000
76.667	3800	2000
76.671	1000	1000
76.678	2000	1100
76.679	2600	1000
76.684	2200	1300
76.694	700	700
76.695	1300	1000
76.696	2000	800
76.697	2200	900
76.698	2500	2500

Profil Profilé Profile	R1 mm	R2 mm
76.680	500	500
76.681	500	500
76.683	700	750
76.692	600	
76.693	600	

Hinweis:

Alle Profile sind auch in verzinkter Ausführung (Z) biegebar.

Beim Biegen von engen Radien kann sich die VISS-Nute verjüngen.

Remarque:

Tous les profilés sont également cintrables en exécution galvanisée (Z).

La rainure VISS peut s'amincir lors du cintrage pour des rayons serrés.

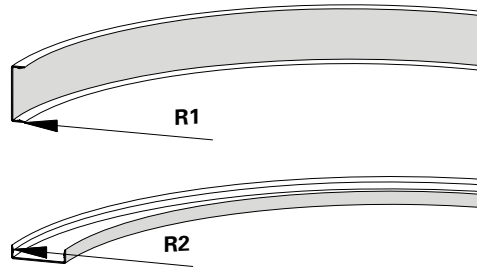
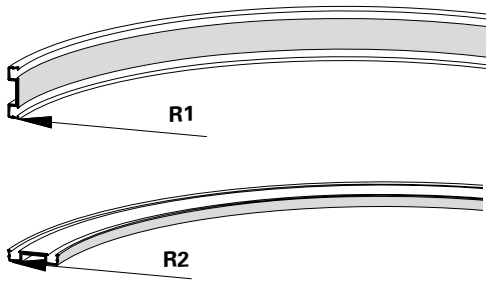
Note:

All profiles can also be bent into curves in the galvanised finish (Z).

The VISS flute might be tapered down when bending narrow radii.

Biegeradien
Travaux de cintrage
Bending data

VISS Fassade
 VISS façade
 VISS façade



Profil Profilé Profile	R1 mm	R2 mm
400.800	800	1500
400.800 Z	800	1200
400.801 Z	800	1800
400.802	800	1500
400.802 Z	800	1500
400.803 Z	800	1800
407.800	500	1050
407.802	500	1100

Profil Profilé Profile	R1 mm	R2 mm
407.815	500	700
407.860	500	850
407.861	500	950
407.862	700	1250
407.865	500	1250
407.866	700	1300
407.867	700	1300

Schnittpunkte	Coupe de détails	Section details
Pfosten/Riegel-Details 50 mm	Détails montant/traverse 50 mm	Details mullion/transom 50 mm
Segment-Verglasung 50 mm	Vitrage segmenté 50 mm	Segmental glazing 50 mm
VISS Linea 50 mm	VISS Linea 50 mm	VISS Linea 50 mm
Flaches Deckprofil 50 mm	Profilé de recouvrement plat 50 mm	Flat cover cap 50 mm
VISS Linea 50 mm	VISS Linea 50 mm	VISS Linea 50 mm
Einfachverglasung 50 mm	Vitrage simple 50 mm	Single glazing 50 mm
Pfosten/Riegel-Details 60 mm	Détails montant/traverse 60 mm	Details mullion/transom 60 mm
Segment-Verglasung 60 mm	Vitrage segmenté 60 mm	Segmental glazing 60 mm
Flaches Deckprofil 60 mm	Profilé de recouvrement plat 60 mm	Flat cover cap 60 mm
Einfachverglasung 60 mm	Vitrage simple 60 mm	Single glazing 60 mm

Konstruktions-Details	Détails de constructions	Construction details
Einsatzelement Janisol HI	Élément de remplissage Janisol HI	Infill element Janisol HI
Einsatzelement Janisol-Türe	Élément de remplissage porte Janisol	Infill element Janisol door
Einsatzelement Janisol Primo	Élément de remplissage Janisol Primo	Infill element Janisol Primo
Einsatzelement Janisol Arte	Élément de remplissage Janisol Arte	Infill element Janisol Arte
Aussenecke 90°	Angle extérieur 90°	Outer corner 90°
Aussenecke 135°	Angle extérieur 135°	Outer corner 135°
Innenecke 135°	Angle intérieur 135°	Inner corner 135°

Anschlüsse am Bau	Raccords au mur	Attachment to structure
System-Hinweise	Indications du système	System instructions
U _f -Werte nach EN 10077-2	Valeurs U _f selon EN 10077-2	U _f values according to EN 10077-2

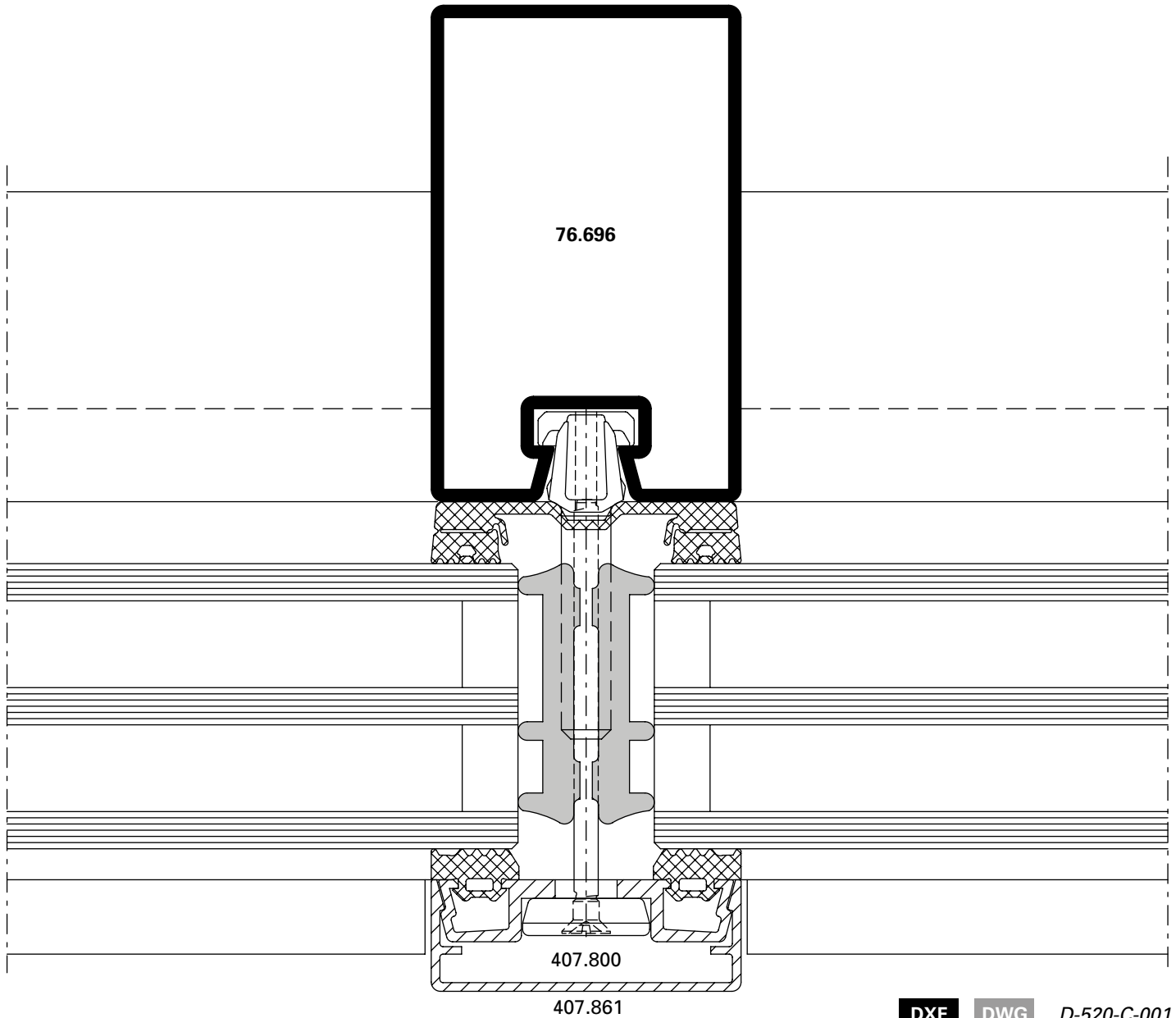
Schnittpunkte im Massstab 1:1
Coupe de détails à l'échelle 1:1
Section details on scale 1:1

VISS Fassade
VISS façade
VISS façade

VISS HI
Pfosten-Detail
Ansichtsbreite 50 mm

VISS HI
Détail du montant
Largeur de face 50 mm

VISS HI
Detail of mullion
Width 50 mm



DXF **DWG** D-520-C-001

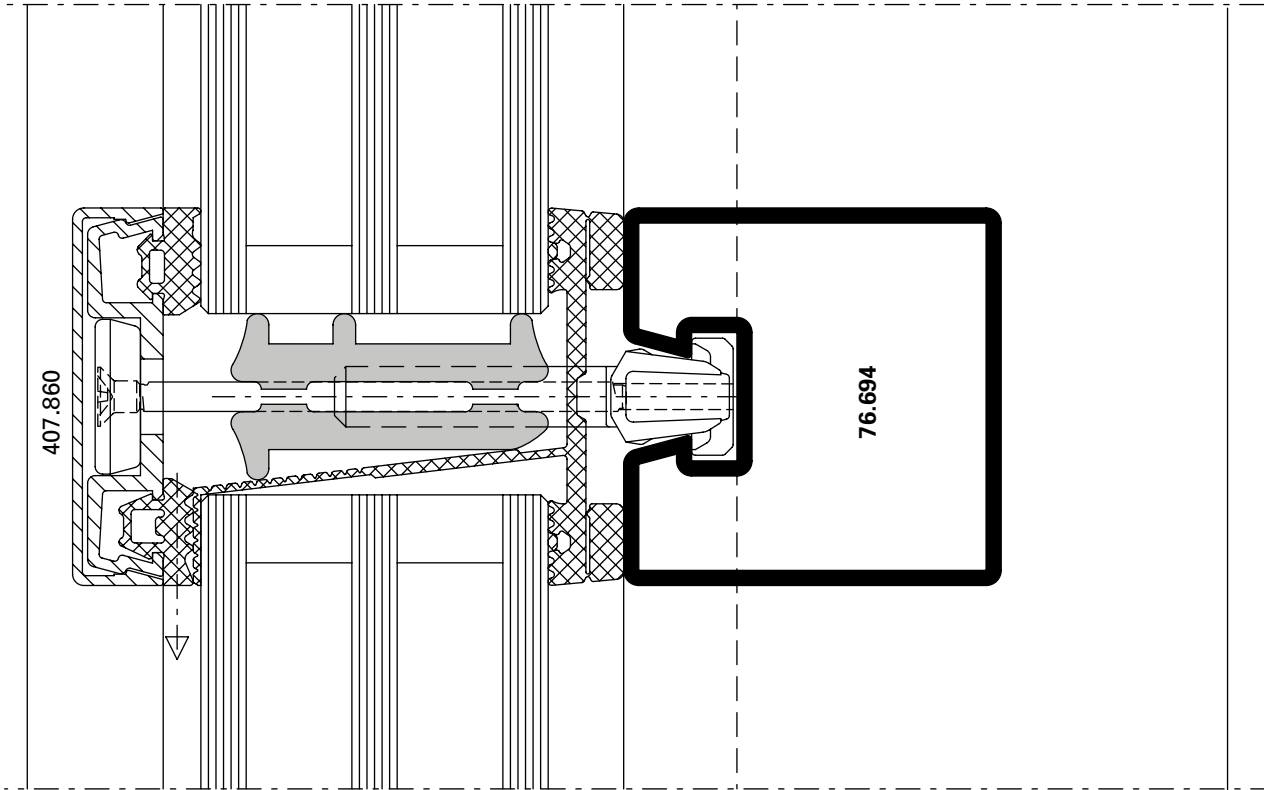
Schnittpunkte im Masstab 1:1
Coupe de détails à l'échelle 1:1
Section details on scale 1:1

VISS Fassade
VISS façade
VISS façade

VISS HI
Riegel-Detail
Ansichtsbreite 50 mm

VISS HI
Détail de la traverse
Largeur de face 50 mm

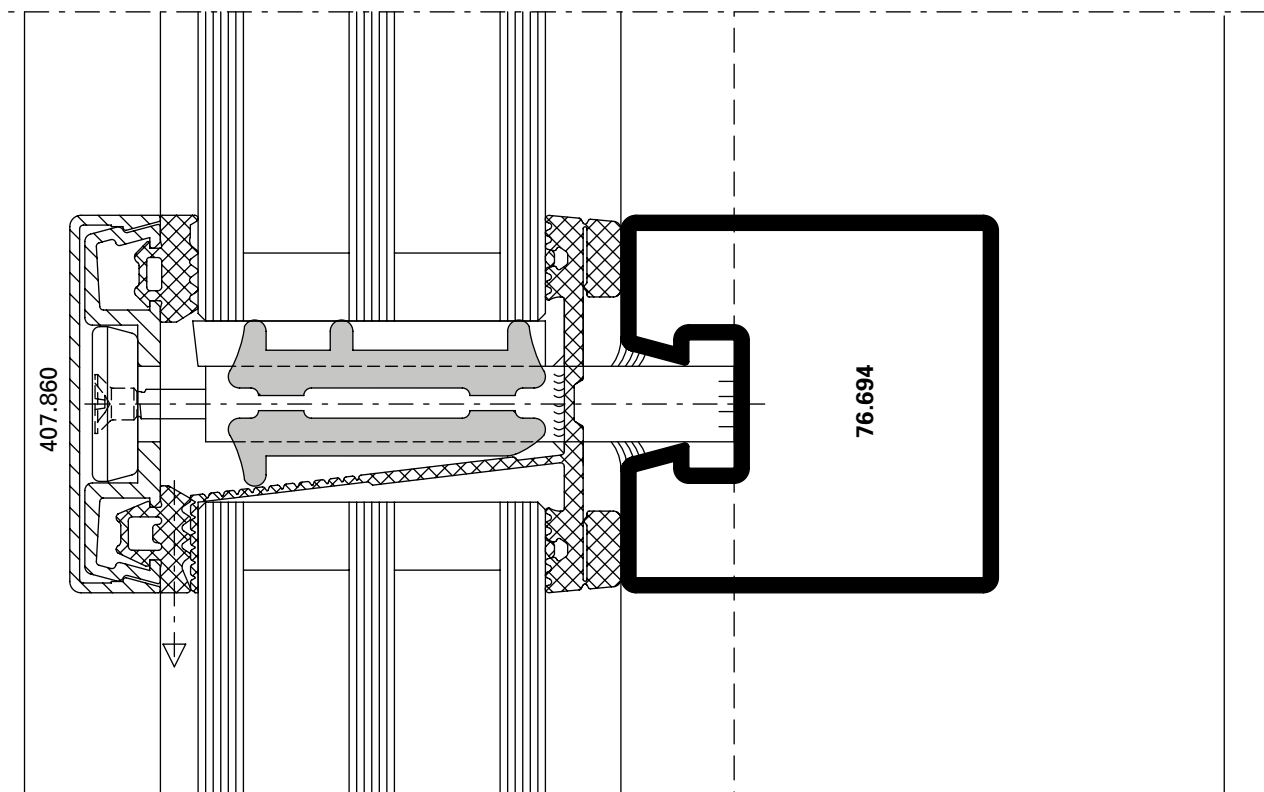
VISS HI
Detail of transom
Width 50 mm



D-520-C-002

DWG

DXF



D-520-C-003

DWG

DXF

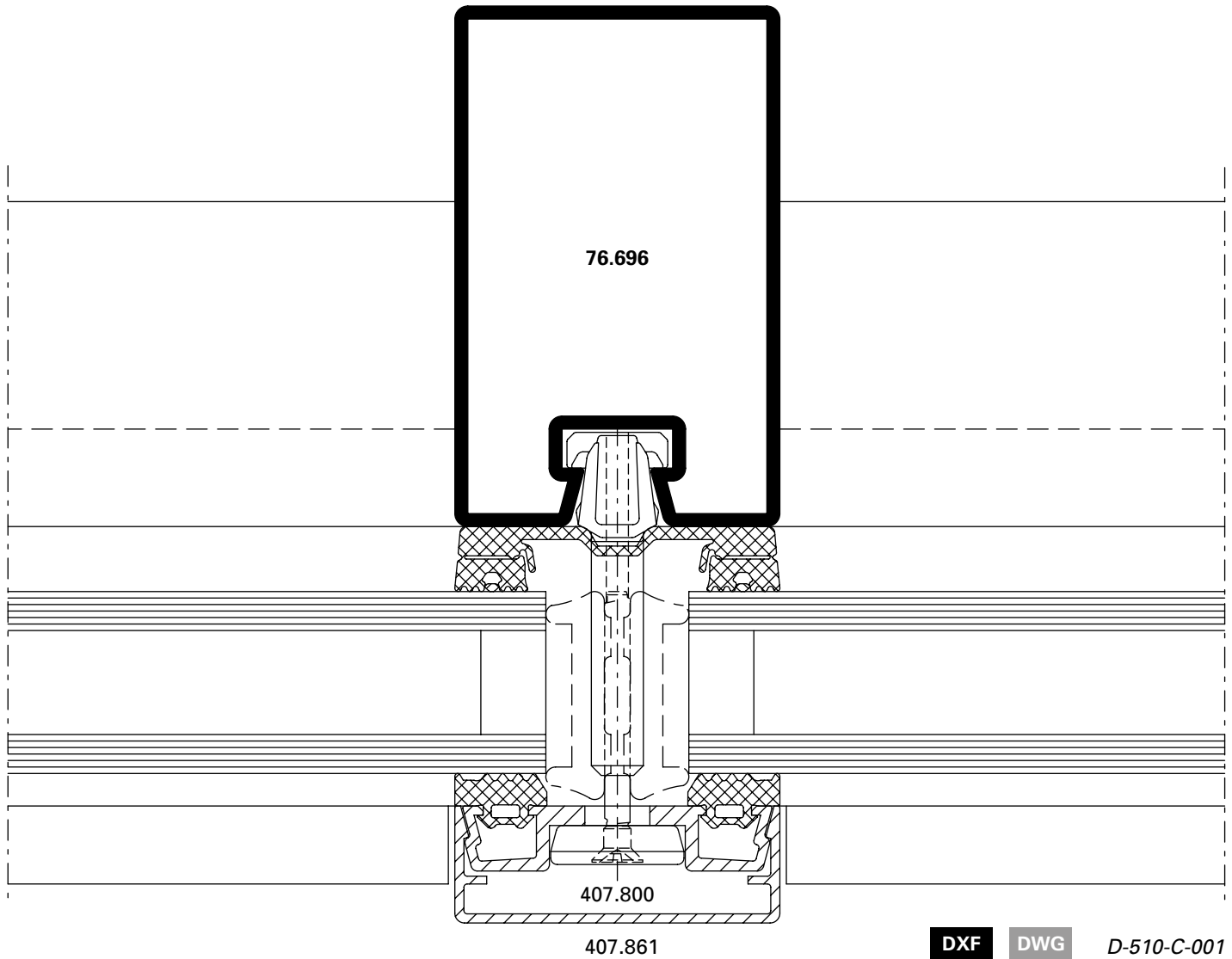
Schnittpunkte im Massstab 1:1
Coupe de détails à l'échelle 1:1
Section details on scale 1:1

VISS Fassade
VISS façade
VISS façade

Pfosten-Detail
Ansichtsbreite 50 mm

Détail du montant
Largeur de face 50 mm

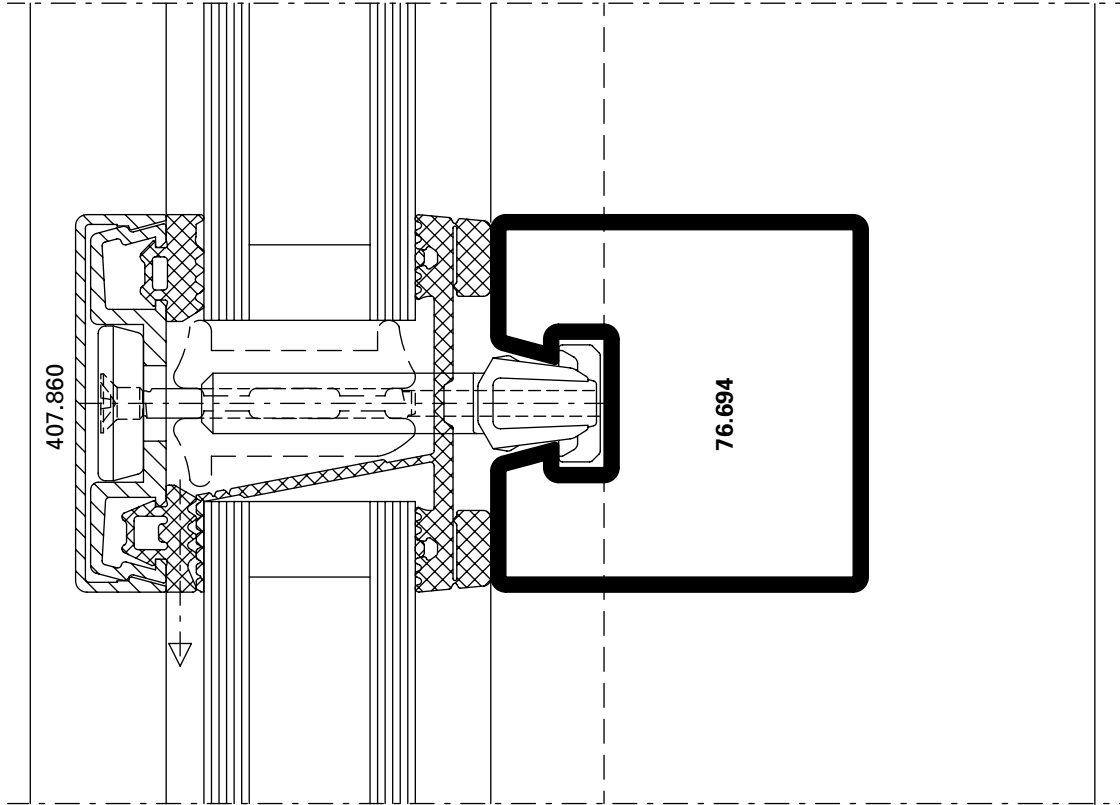
Detail of mullion
Width 50 mm



Riegel-Detail
Ansichtsbreite 50 mm

Détail de la traverse
Largeur de face 50 mm

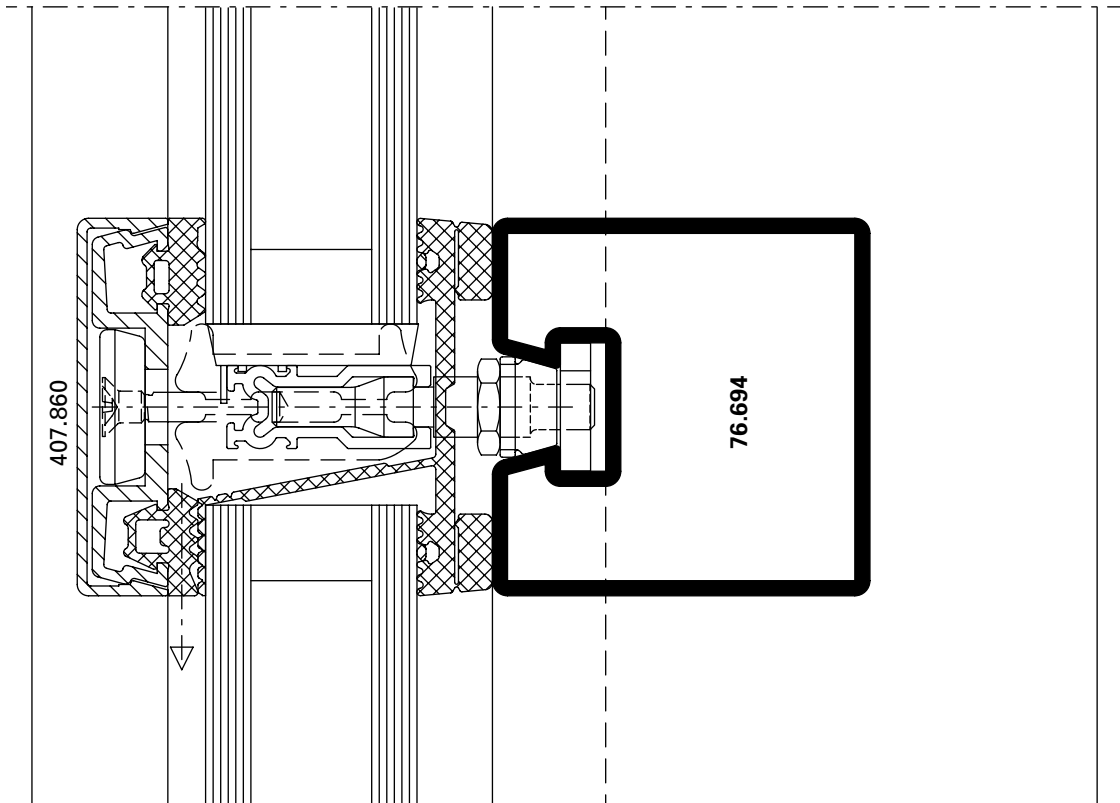
Detail of transom
Width 50 mm



D-510-C-002

DWG

DXF



D-510-C-003

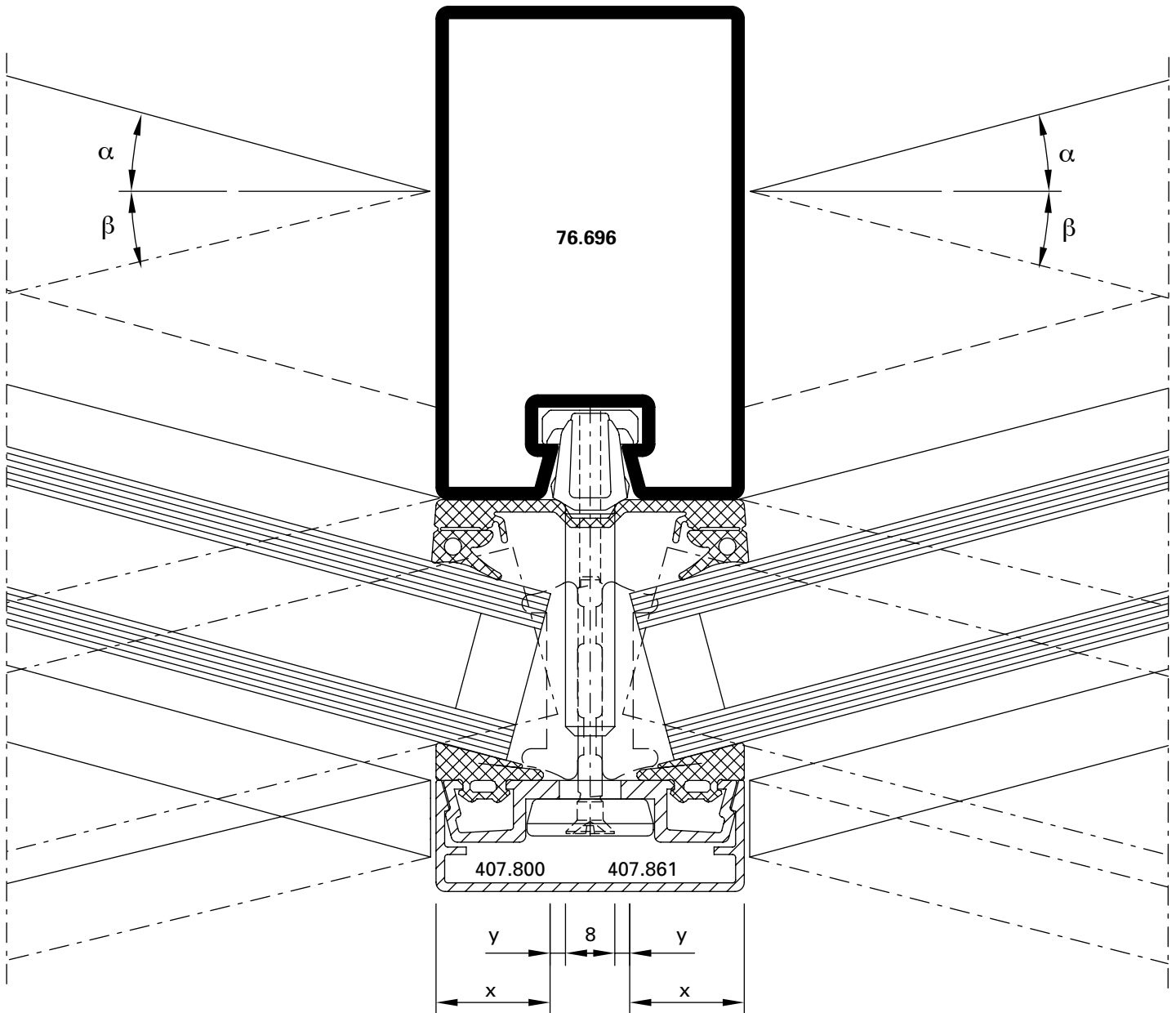
DWG

DXF

Pfosten-Detail
 Segmentverglasung 50 mm

Détail du montant
 Vitrage segmenté 50 mm

Detail of mullion
 Segmental glazing, width 50 mm



DXF DWG D-510-C-004

α	β	Füllelement- dicke	X (max) mm	Y (min) mm
0 – 5°		20 – 45 mm	16	5
	5 – 10°	20 – 35 mm	18	3
	10 – 15°	20 – 24 mm	18	3

α	β	Epaisseur du remplissage	X (max) mm	Y (min) mm
0 – 5°		20 – 45 mm	16	5
	5 – 10°	20 – 35 mm	18	3
	10 – 15°	20 – 24 mm	18	3

α	β	Thickness of glass/panel	X (max) mm	Y (min) mm
0 – 5°		20 – 45 mm	16	5
	5 – 10°	20 – 35 mm	18	3
	10 – 15°	20 – 24 mm	18	3

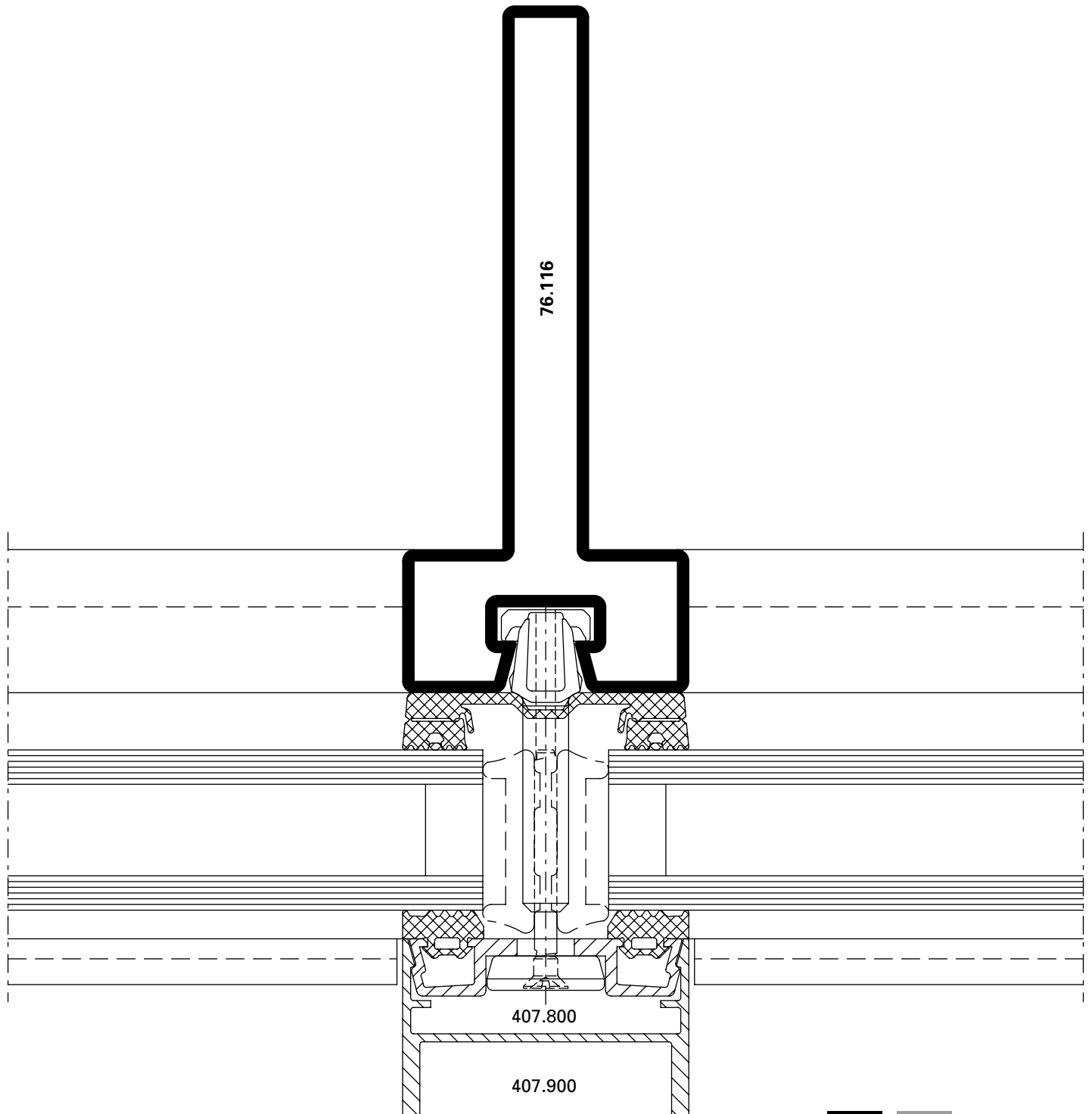
Schnittpunkte im Massstab 1:1
Coupe de détails à l'échelle 1:1
Section details on scale 1:1

VISS Fassade
VISS façade
VISS façade

Pfosten-Detail VISS Linea
Ansichtsbreite 50 mm

Détail du montant VISS Linea
Largeur de face 50 mm

Detail of mullion VISS Linea
Width 50 mm



DXF DWG D-510-C-016

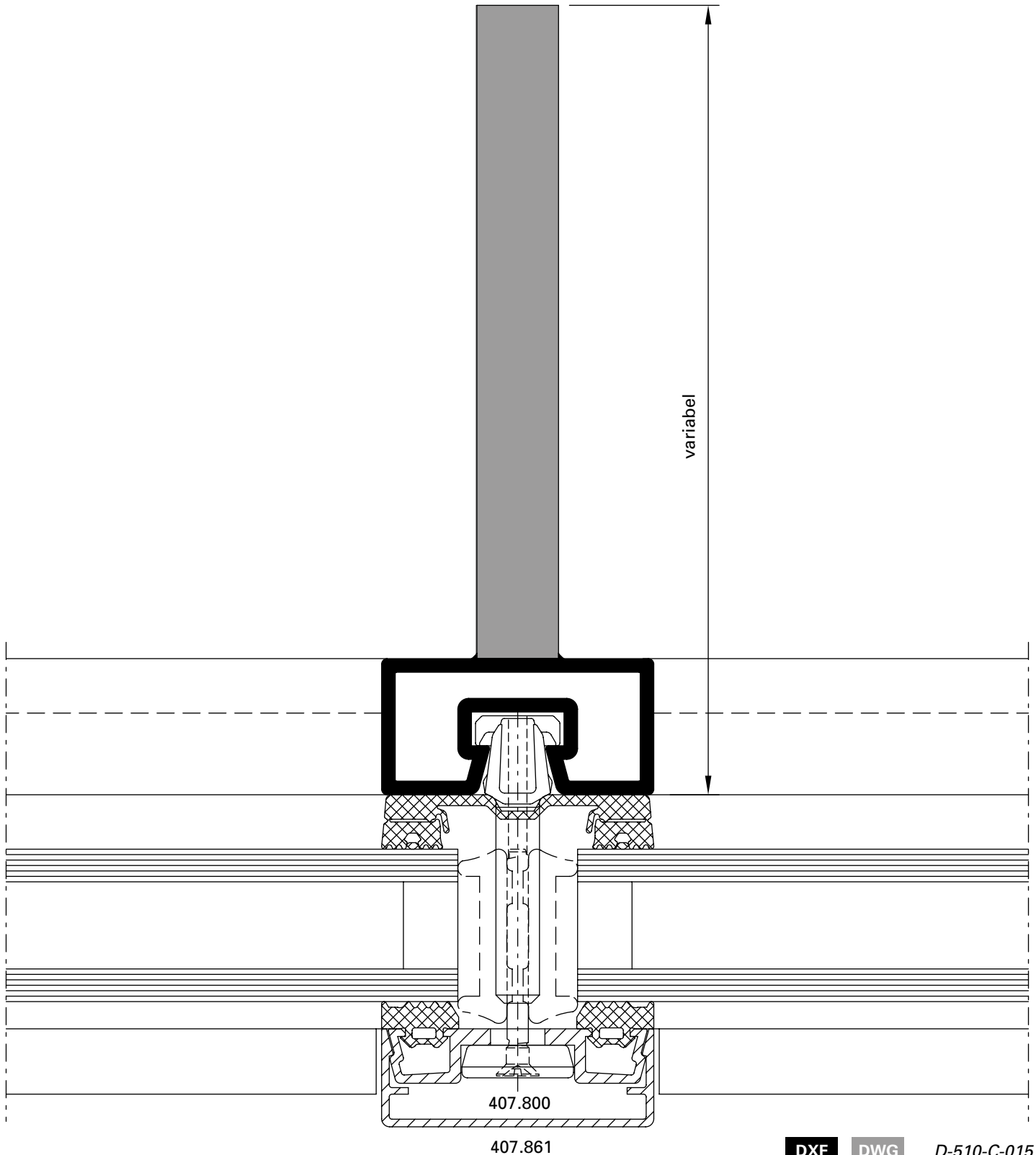
Schnittpunkte im Massstab 1:1
Coupe de détails à l'échelle 1:1
Section details on scale 1:1

VISS Fassade
VISS façade
VISS façade

Pfosten-Detail VISS Linea
Lasergeschweisst
Ansichtsbreite 50 mm

Détail du montant VISS Linea
Soudage au laser
Largeur de face 50 mm

Detail of mullion VISS Linea
Laser welding
Width 50 mm



DXF

DWG

D-510-C-015

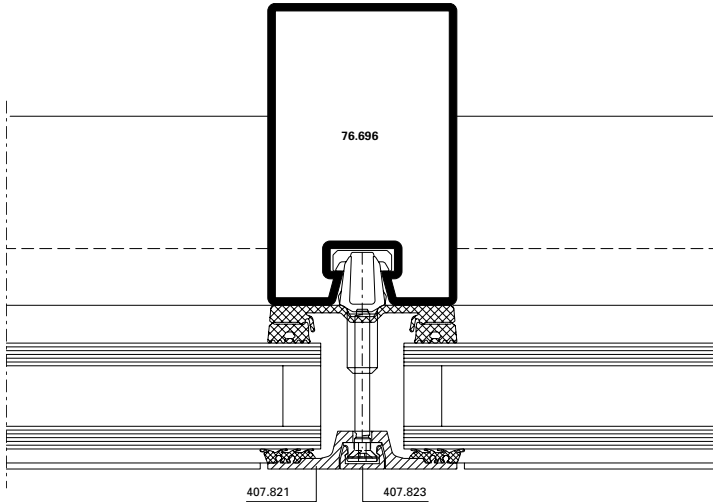
Schnittpunkte im Massstab 1:2
Coupe de détails à l'échelle 1:2
Section details on scale 1:2

VISS Fassade
VISS façade
VISS façade

Pfosten-Detail
Flaches Deckprofil
Ansichtsbreite 50 mm

Détail du montant
Profilé de recouvrement plat
Largeur de face 50 mm

Detail of mullion
Flat cover cap
Width 50 mm



DXF

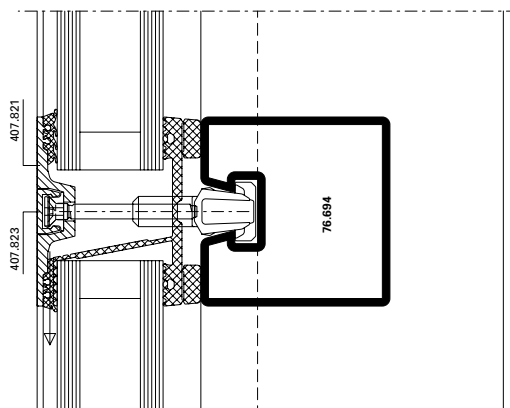
DWG

D-510-C-017

Riegel-Detail
Flaches Deckprofil
Ansichtsbreite 50 mm

Détail de la traverse
Profilé de recouvrement plat
Largeur de face 50 mm

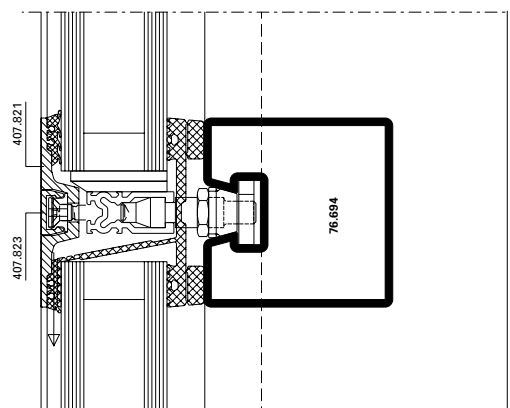
Detail of transom
Flat cover cap
Width 50 mm



D-510-C-018

DWG

DXF



D-510-C-019

DWG

DXF

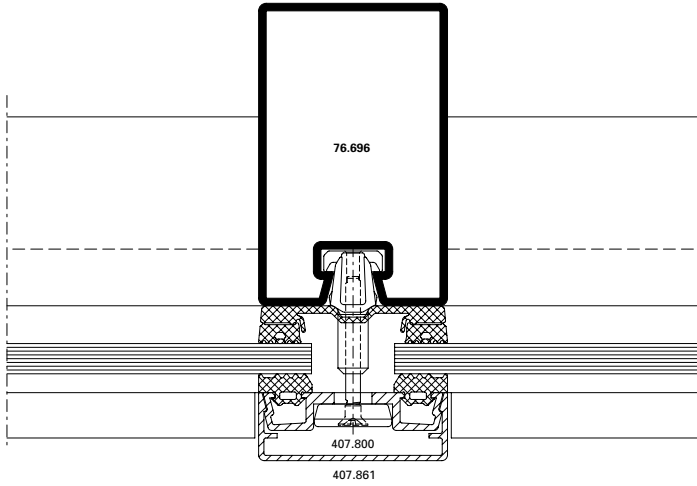
Schnittpunkte im Massstab 1:2
Coupe de détails à l'échelle 1:2
Section details on scale 1:2

VISS Fassade
VISS façade
VISS façade

Pfosten-Detail
Einfachverglasung
Ansichtsbreite 50 mm

Détail du montant
Vitrage simple
Largeur de face 50 mm

Detail of mullion
Single glazing
Width 50 mm

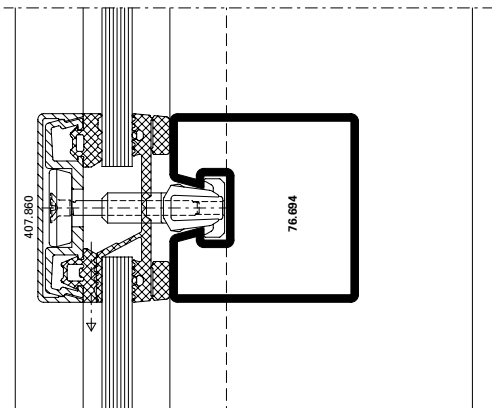


DXF DWG D-510-C-012

Riegel-Detail
Einfachverglasung
Ansichtsbreite 50 mm

Détail de la traverse
Vitrage simple
Largeur de face 50 mm

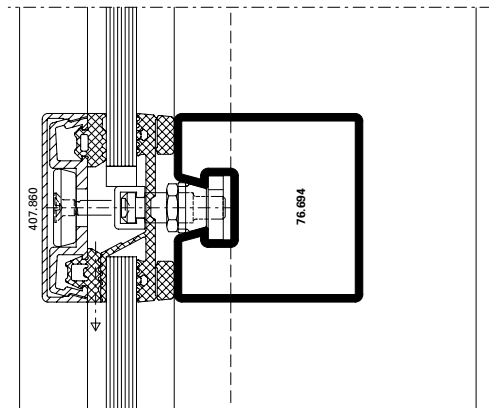
Detail of transom
Single glazing
Width 50 mm



D-510-C-013

DWG

DXF



D-510-C-014

DWG

DXF

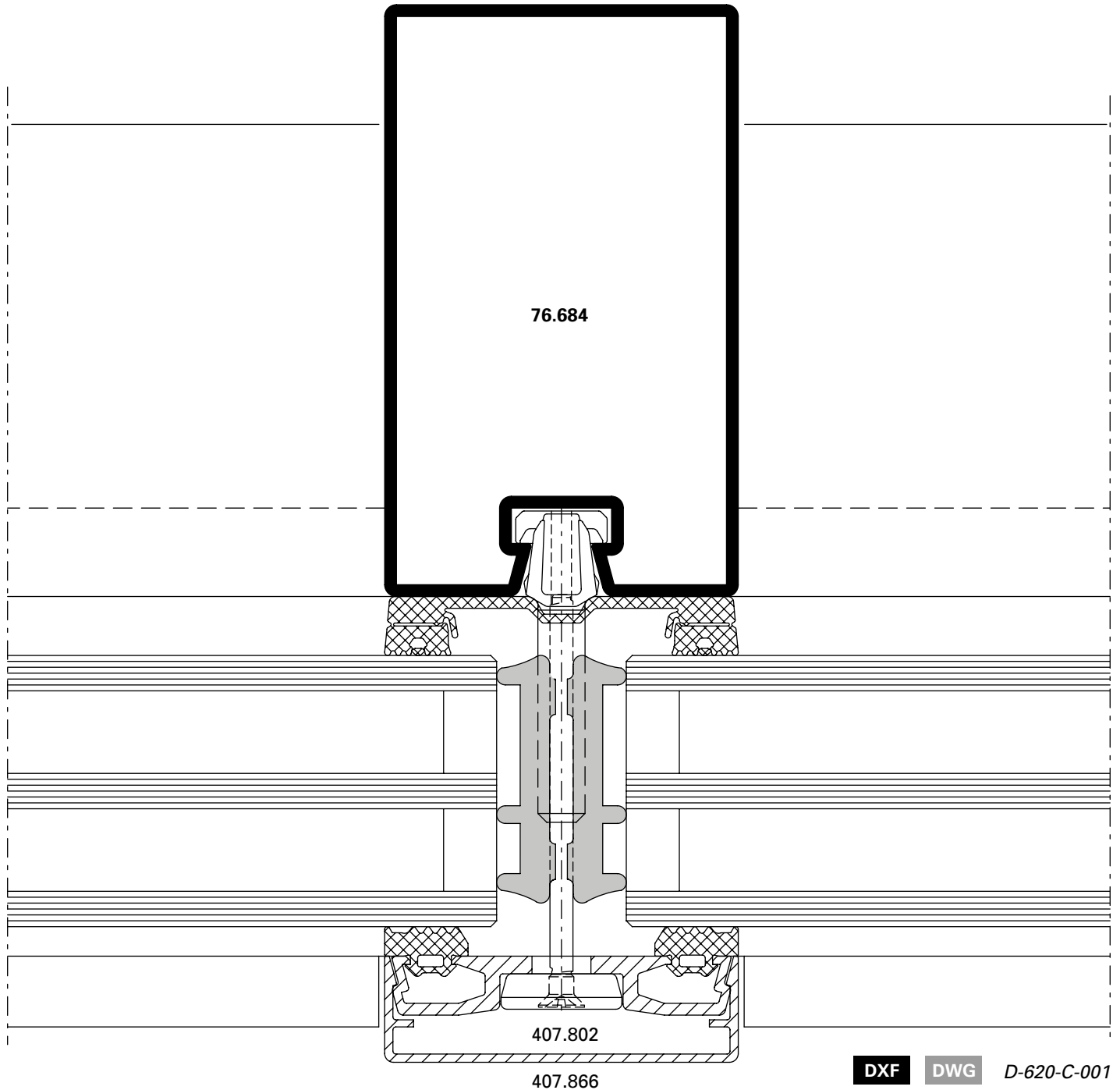
Schnittpunkte im Massstab 1:1
Coupe de détails à l'échelle 1:1
Section details on scale 1:1

VISS Fassade
VISS façade
VISS façade

VISS HI
Pfosten-Detail
Ansichtsbreite 60 mm

VISS HI
Détail du montant
Largeur de face 60 mm

VISS HI
Detail of mullion
Width 60 mm



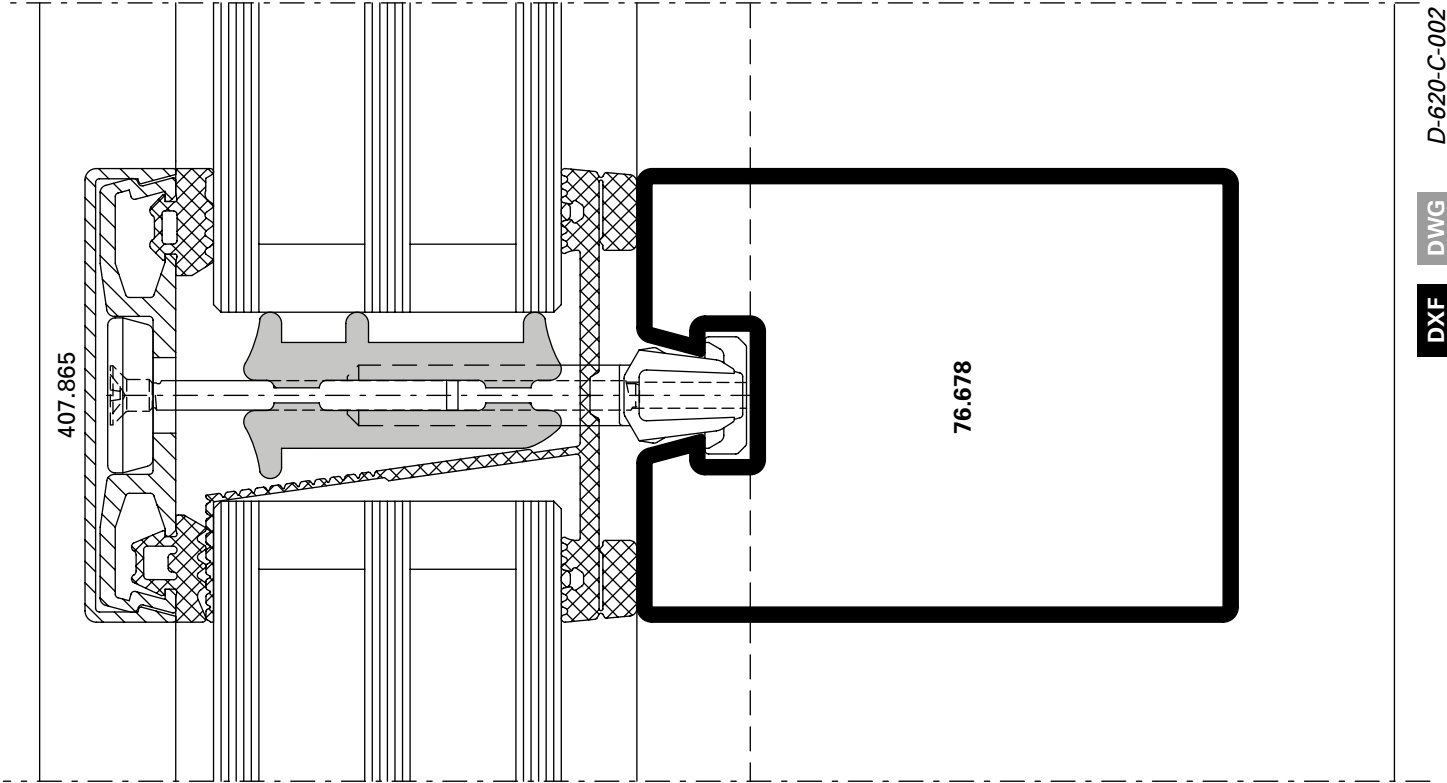
Schnittpunkte im Massstab 1:1
Coupe de détails à l'échelle 1:1
Section details on scale 1:1

VISS Fassade
VISS façade
VISS façade

VISS HI
Riegel-Detail
Ansichtsbreite 60 mm

VISS HI
Détail de la traverse
Largeur de face 60 mm

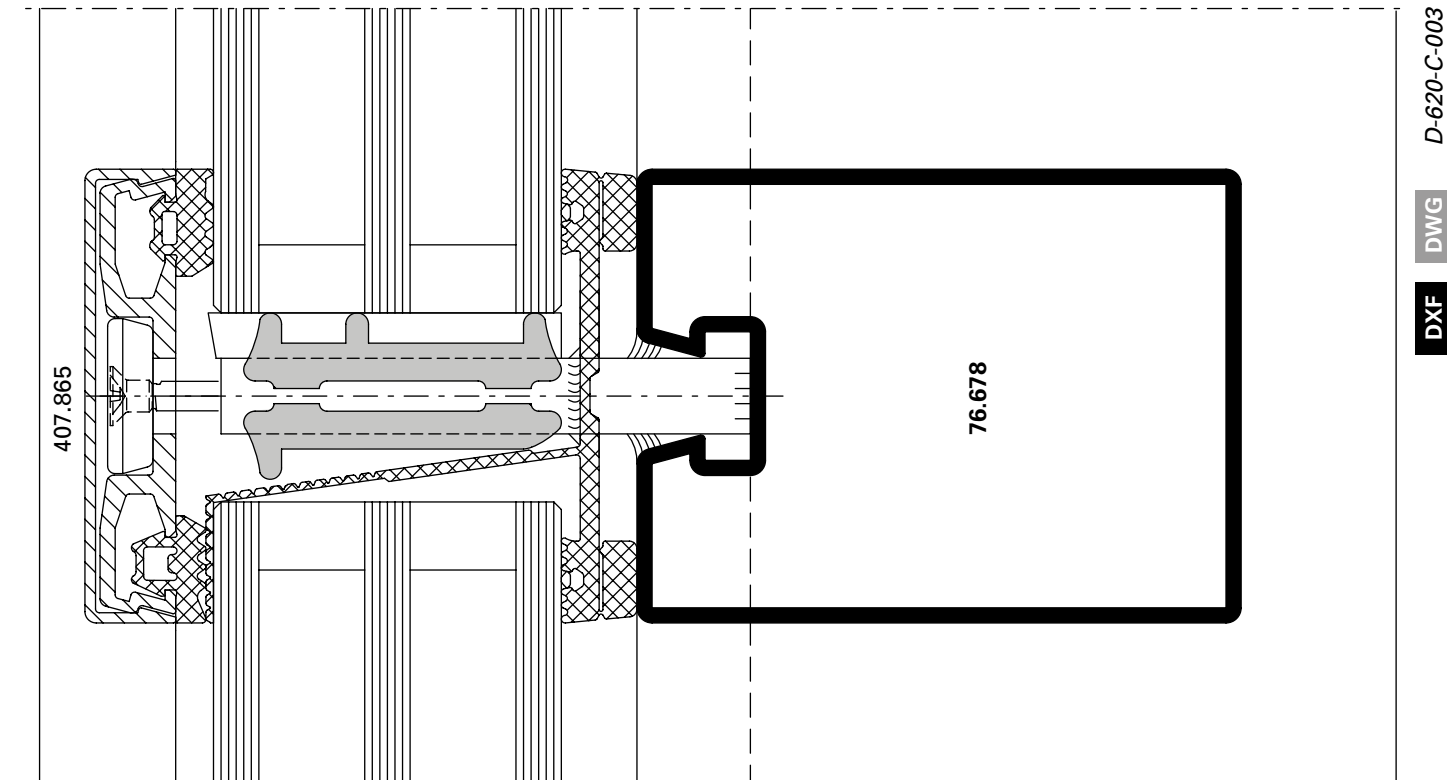
VISS HI
Detail of transom
Width 60 mm



DWG D-620-C-002

DWG

DXF



DWG D-620-C-003

DWG

DXF

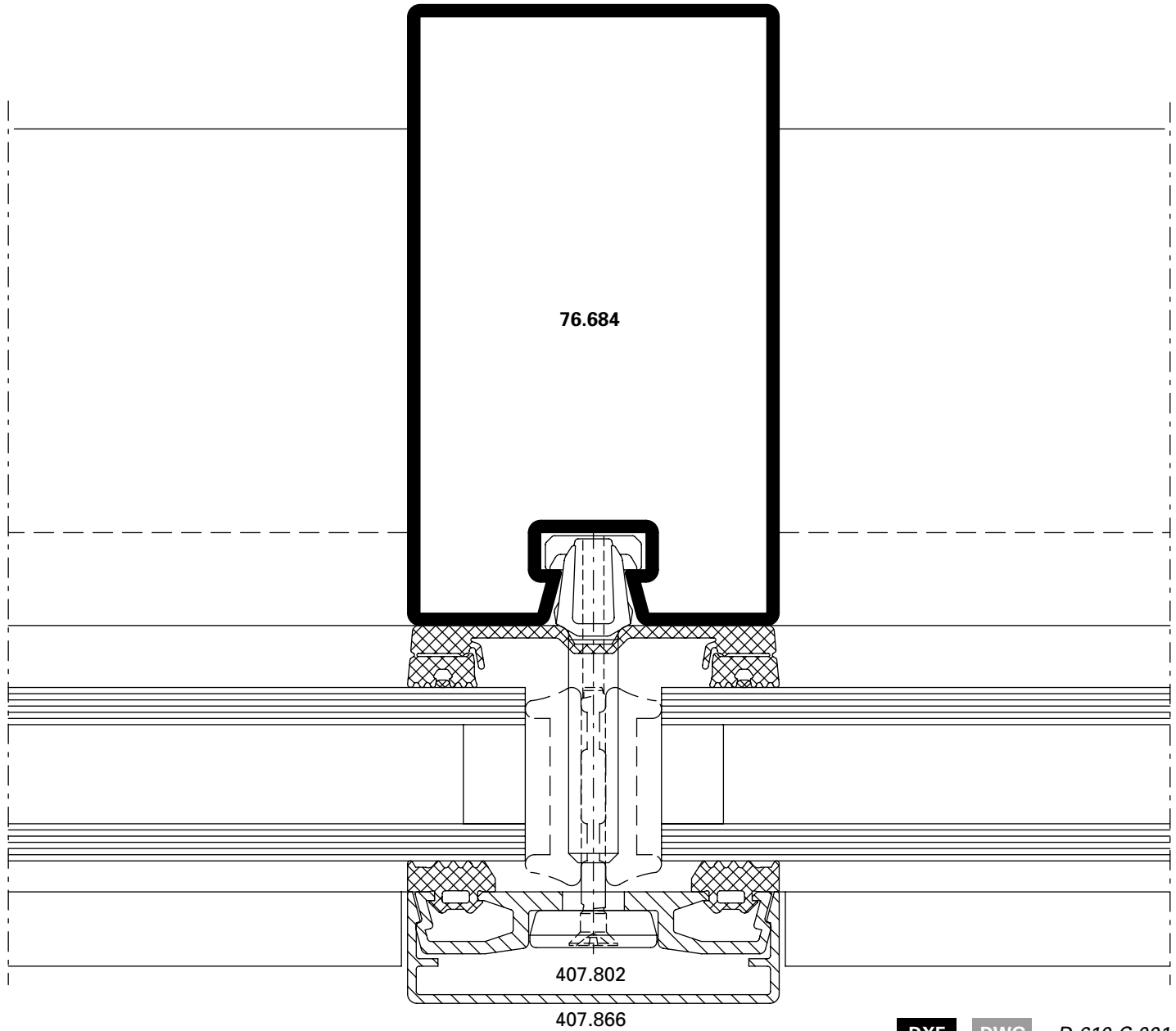
Schnittpunkte im Massstab 1:1
Coupe de détails à l'échelle 1:1
Section details on scale 1:1

VISS Fassade
VISS façade
VISS façade

Pfosten-Detail
Ansichtsbreite 60 mm

Détail du montant
Largeur de face 60 mm

Detail of mullion
Width 60 mm

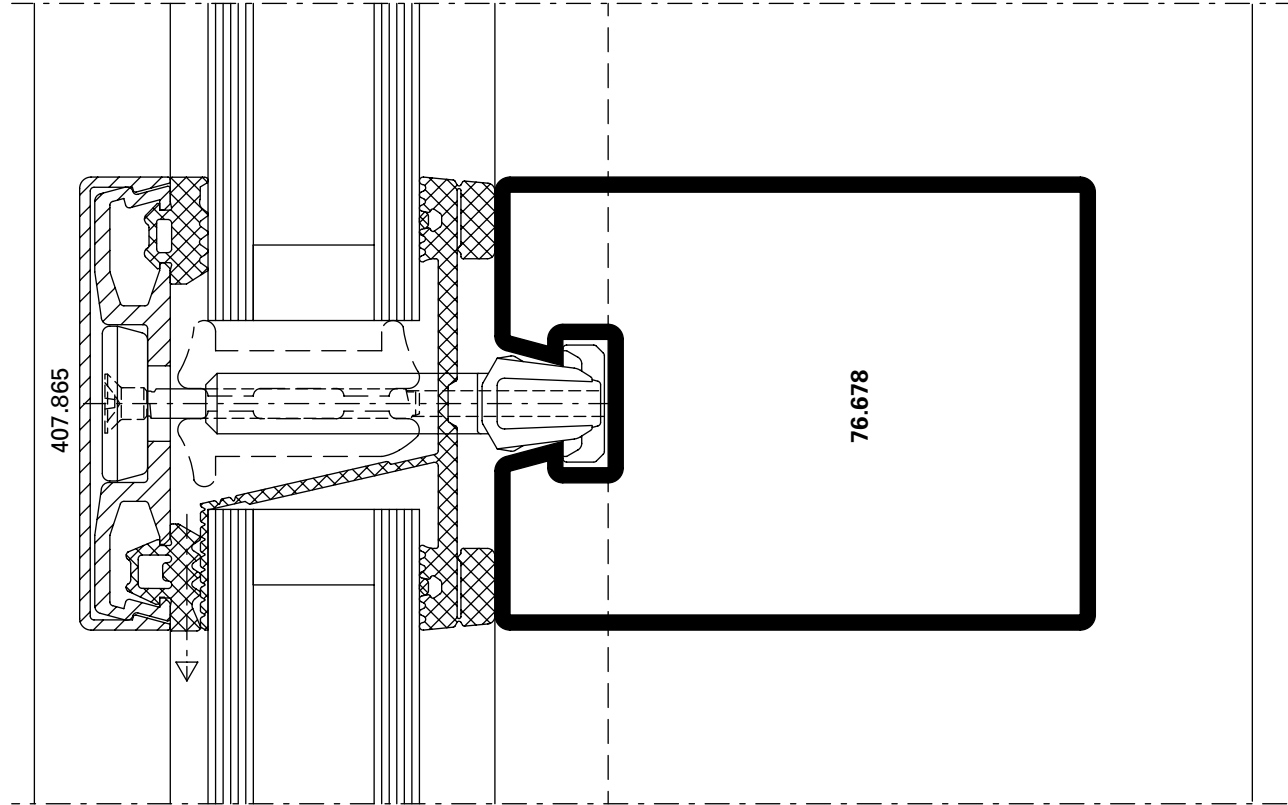


DXF **DWG** D-610-C-001

Riegel-Detail
Ansichtsbreite 60 mm

Détail de la traverse
Largeur de face 60 mm

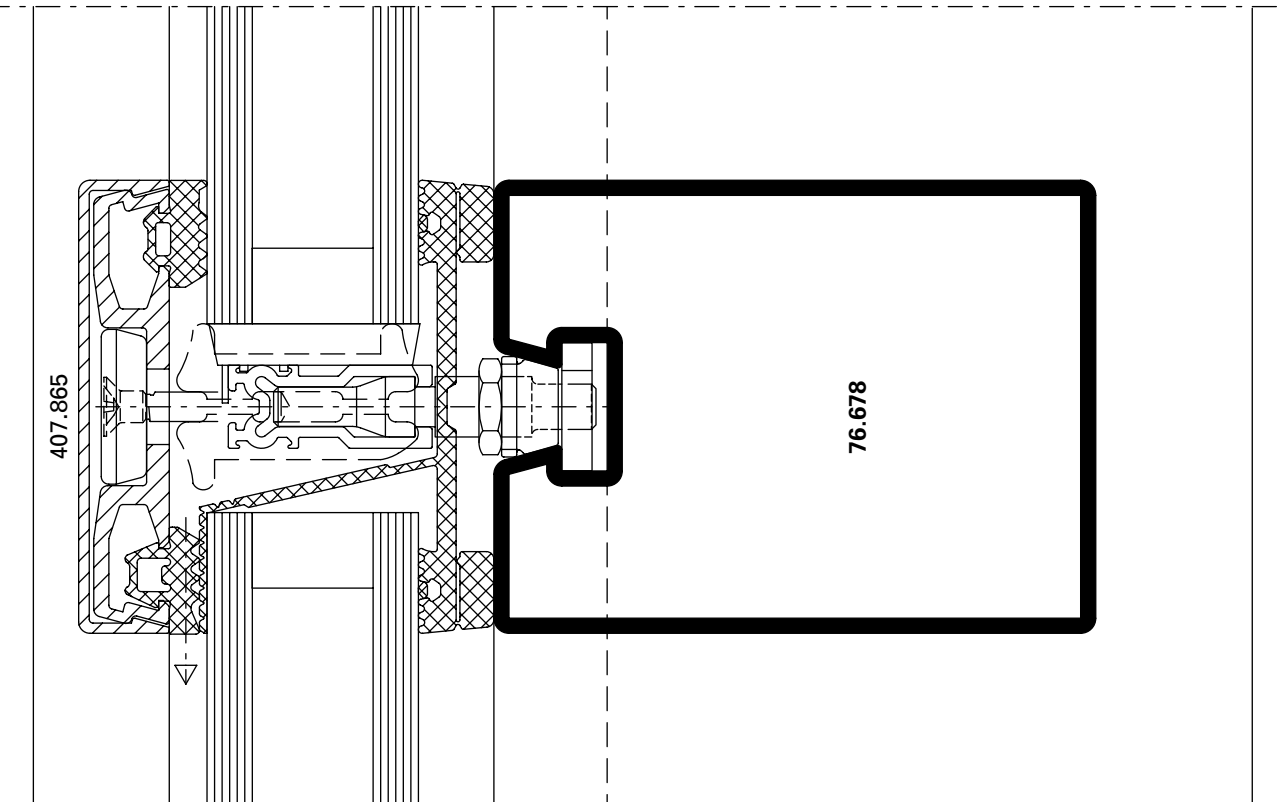
Detail of transom
Width 60 mm



DWG D-610-C-002

DWG

DXF



DWG D-610-C-003

DWG

DXF

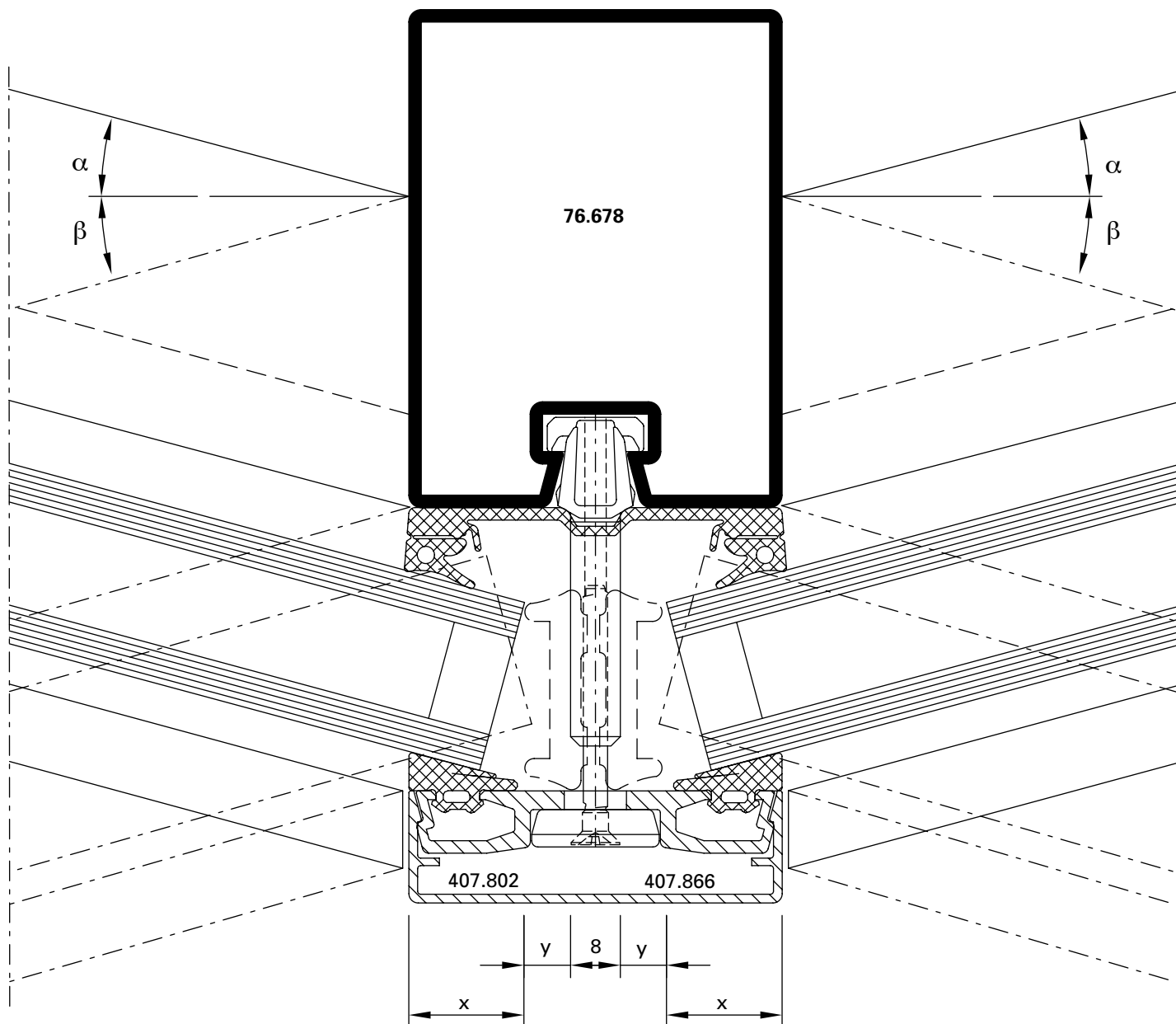
Schnittpunkte im Massstab 1:1
 Coupe de détails à l'échelle 1:1
 Section details on scale 1:1

VISS Fassade
 VISS façade
 VISS façade

Pfosten-Detail
 Segmentverglasung 60 mm

Détail du montant
 Vitrage segmenté 60 mm

Detail of mullion
 Segmental glazing, width 60 mm



DXF DWG D-610-C-004

α	Füllelement- dicke	x (max)	y (min)
β		mm	mm
0 – 5°	20 – 70 mm	21	5
5 – 10°	20 – 50 mm	21	5
10 – 15°	20 – 35 mm	21	5

α	Epaisseur du remplissage	x (max)	y (min)
β		mm	mm
0 – 5°	20 – 70 mm	21	5
5 – 10°	20 – 50 mm	21	5
10 – 15°	20 – 35 mm	21	5

α	Thickness of glass/panel	x (max)	y (min)
β		mm	mm
0 – 5°	20 – 70 mm	21	5
5 – 10°	20 – 50 mm	21	5
10 – 15°	20 – 35 mm	21	5

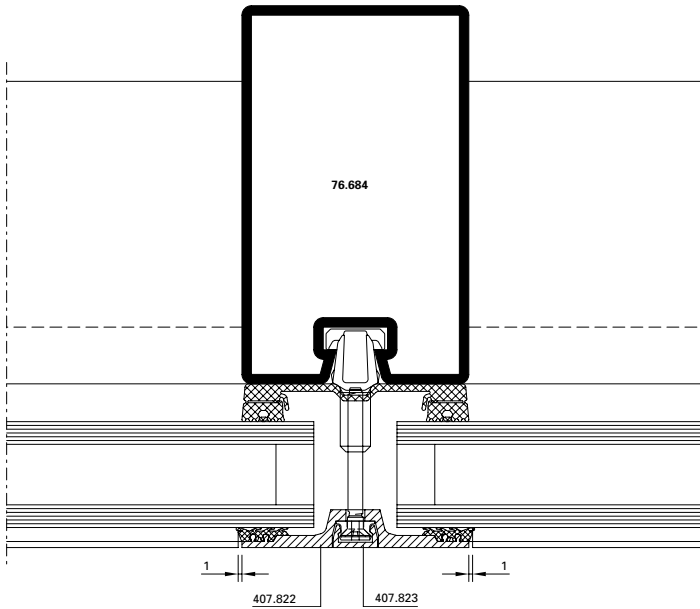
Schnittpunkte im Massstab 1:2
Coupe de détails à l'échelle 1:2
Section details on scale 1:2

VISS Fassade
 VISS façade
 VISS façade

Pfosten-Detail
Flaches Deckprofil
Ansichtsbreite 60 mm

Détail du montant
Profilé de recouvrement plat
Largeur de face 60 mm

Detail of mullion
Flat cover cap
Width 60 mm

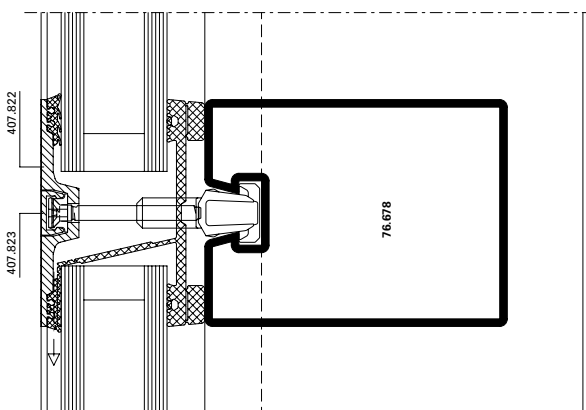


DXF **DWG** *D-610-C-011*

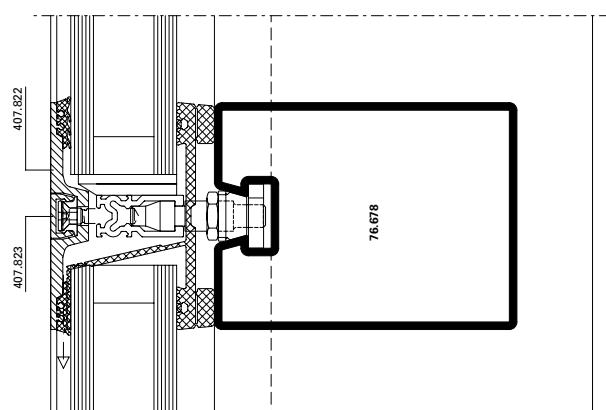
Riegel-Detail
Flaches Deckprofil
Ansichtsbreite 60 mm

Détail de la traverse
Profilé de recouvrement plat
Largeur de face 60 mm

Detail of transom
Flat cover cap
Width 60 mm



DXF **DWG** *D-610-C-012*



DXF **DWG** *D-610-C-013*

Schnittpunkte im Masstab 1:2

Coupe de détails à l'échelle 1:2

Section details on scale 1:2

VISS Fassade

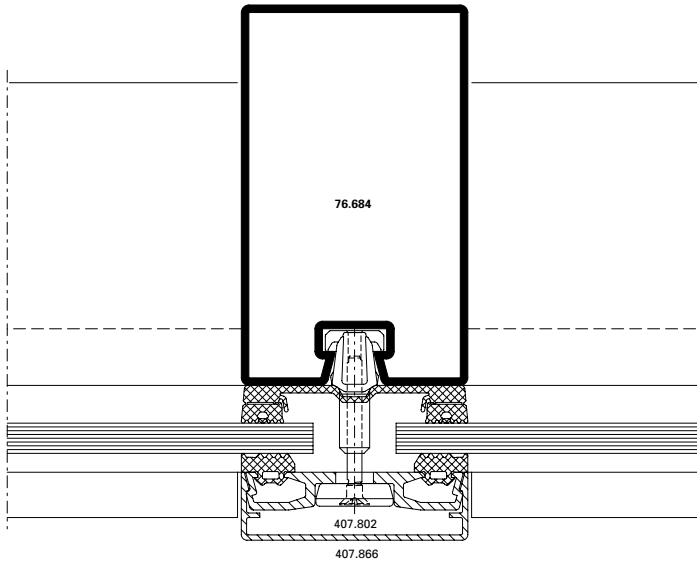
VISS façade

VISS façade

Pfosten-Detail
Einfachverglasung
Ansichtsbreite 60 mm

Détail du montant
Vitrage simple
Largeur de face 60 mm

Detail of mullion
Single glazing
Width 60 mm



DXF

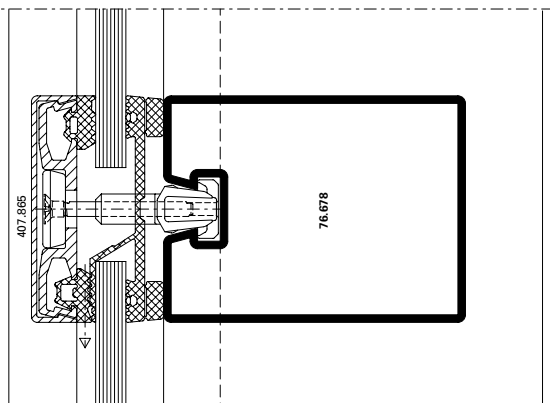
DWG

D-610-C-008

Riegel-Detail
Einfachverglasung
Ansichtsbreite 60 mm

Détail de la traverse
Vitrage simple
Largeur de face 60 mm

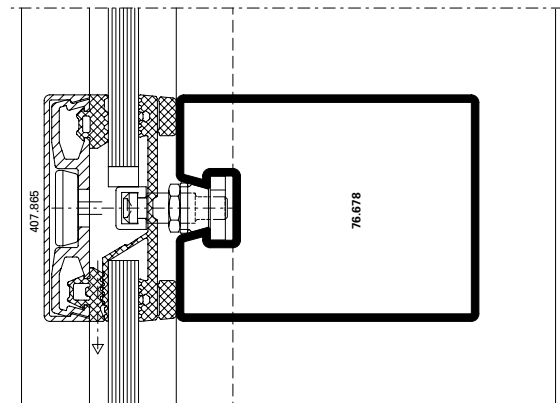
Detail of transom
Single glazing
Width 60 mm



D-610-C-009

DWG

DXF



D-610-C-010

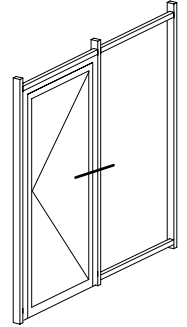
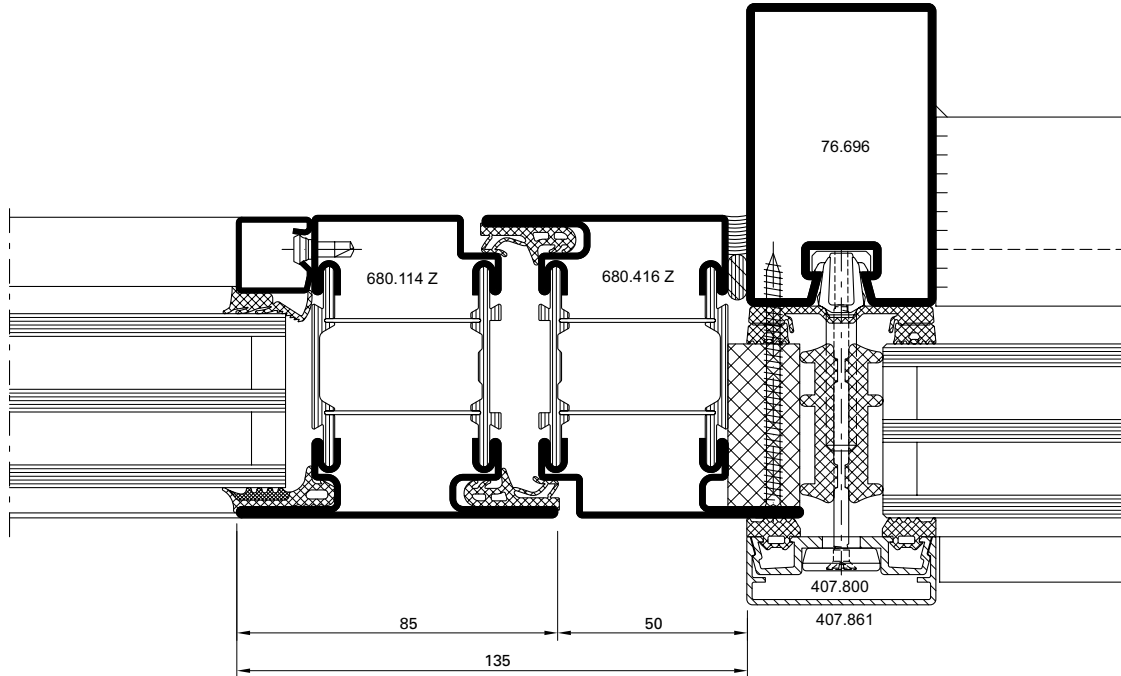
DWG

DXF

Einsatzelement
 Janisol HI Türe

Élément de remplissage
 Porte Janisol HI

Infill element
 Janisol HI door



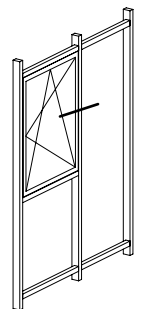
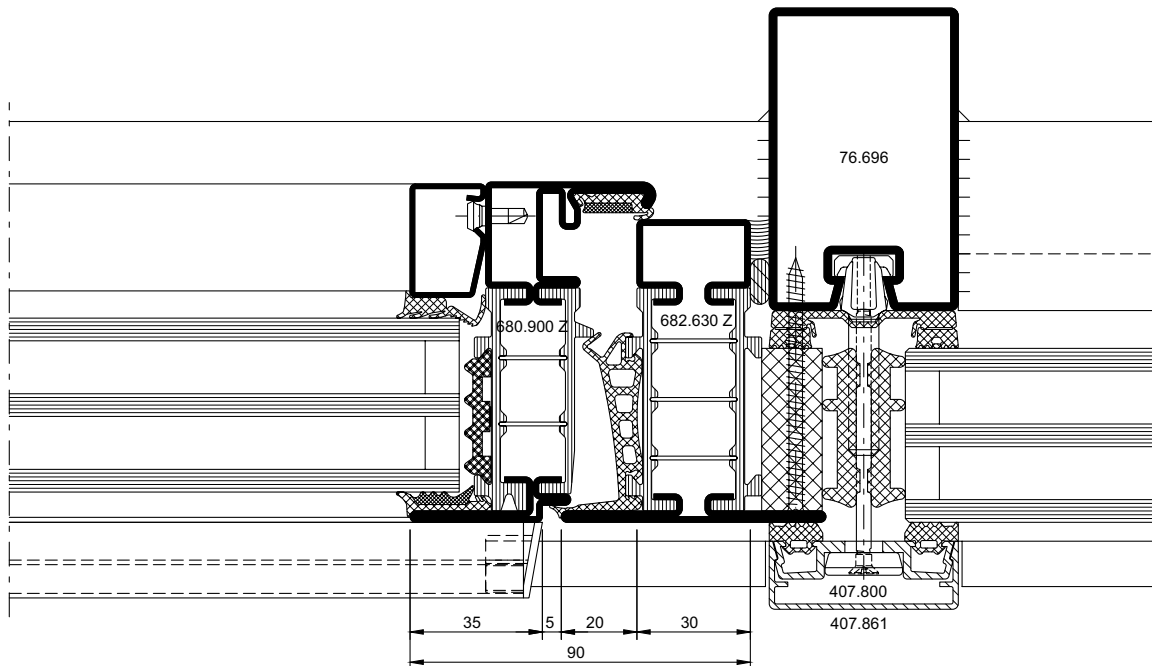
DXF DWG

D-160-A-012

Einsatzelement
 Janisol HI Fenster

Élément de remplissage
 Fenêtre Janisol HI

Infill element
 Janisol HI window



DXF DWG

D-161-A-022

* Bei grossen, schweren und/oder stark frequentierten Türanlagen ist eine zusätzliche Verschraubung im Bandbereich erforderlich.

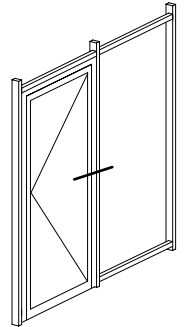
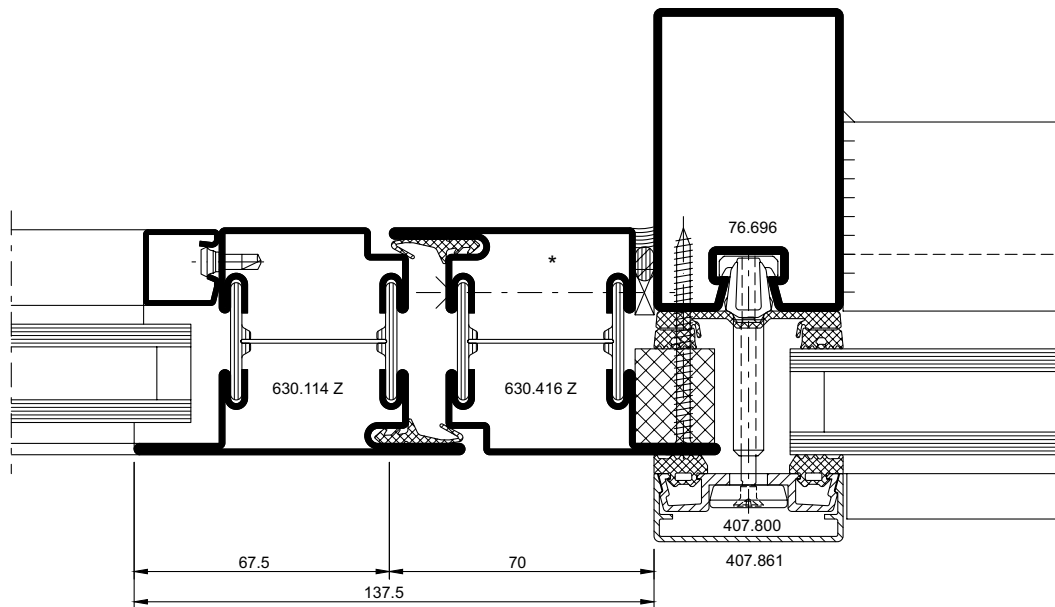
* Pour les portes lourdes de grandes dimensions et/ou fortement fréquentées, un vissage supplémentaire au niveau des paumelles est nécessaire.

* for large heavy and/or frequently used door systems, additional screw connections are required in the hinge area.

Einsatzelement
 Janisol Türe

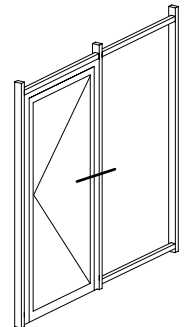
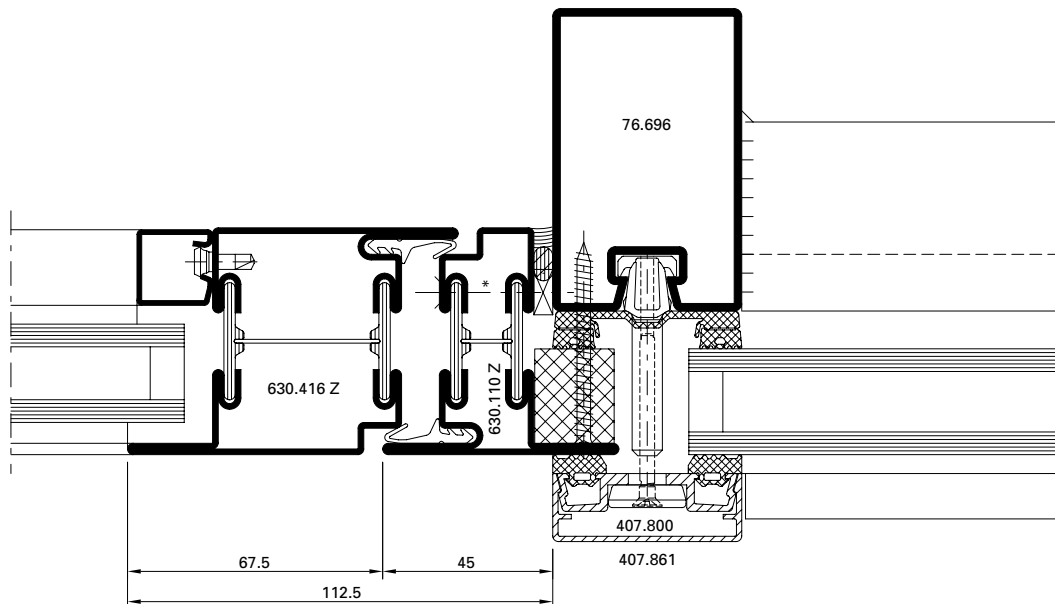
Élément de remplissage
 Porte Janisol

Infill element
 Janisol door



DXF DWG

D-510-K-015



DXF DWG

D-510-K-007

* Bei grossen, schweren und/oder stark frequentierten Türanlagen ist eine zusätzliche Verschraubung im Bandbereich erforderlich.

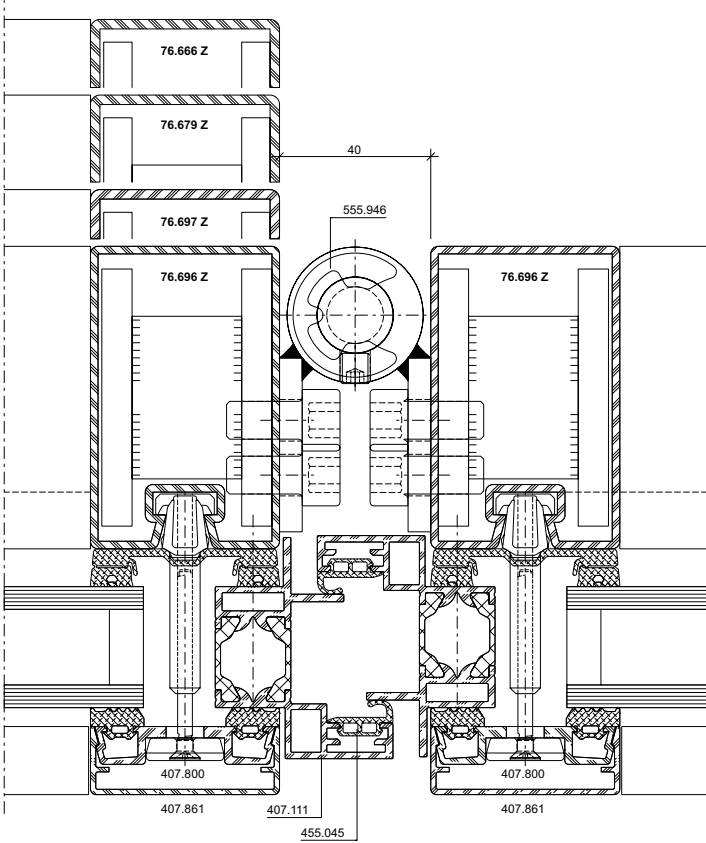
* Pour les portes lourdes de grandes dimensions et/ou fortement fréquentées, un vissage supplémentaire au niveau des paumelles est nécessaire.

* for large heavy and/or frequently used door systems, additional screw connections are required in the hinge area.

Einsatzelement
VISS Drehtüre

Élément de remplissage
Porte à la française VISS

Infill element
VISS side-hung door



DXF

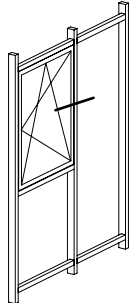
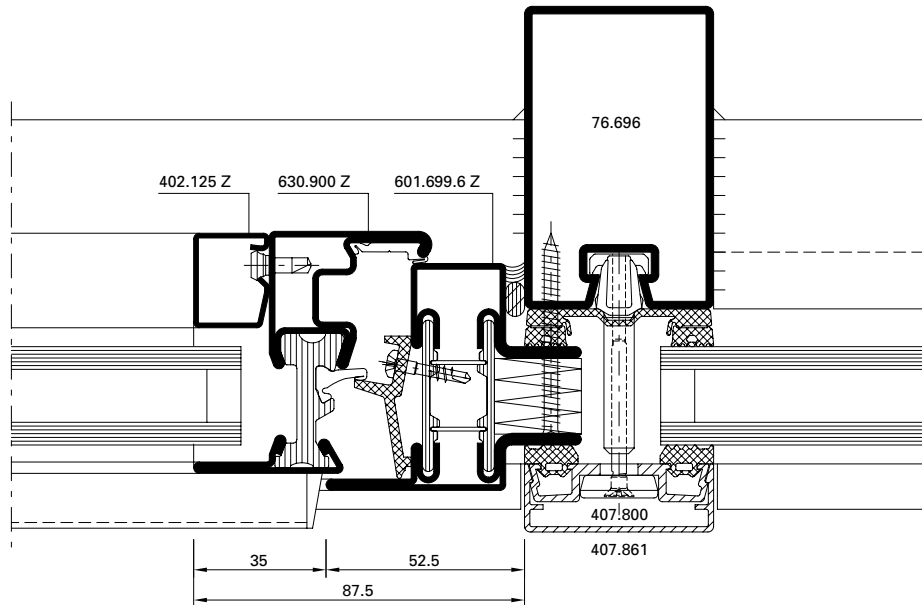
DWG

51-0208-C-001

Einsatzelement
 Fenster Janisol Primo

Elément de remplissage
 Fenêtre Janisol Primo

Infill element
 Janisol Primo window



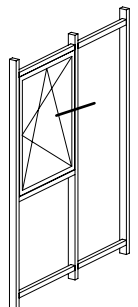
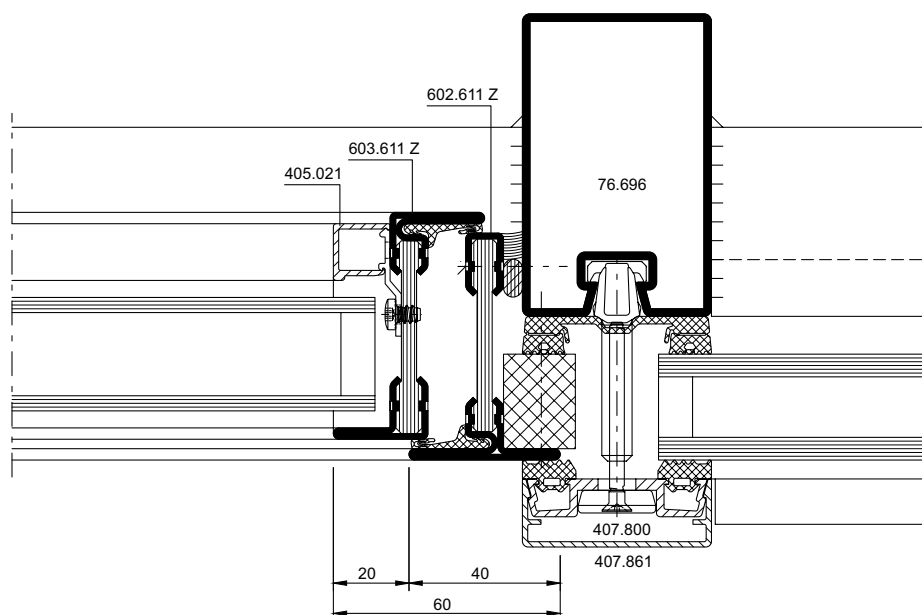
DXF **DWG**

D-510-K-001

Einsatzelement
 Janisol Arte

Elément de remplissage
 Janisol Arte

Infill element
 Janisol Arte



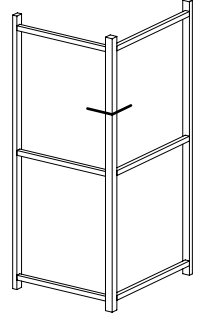
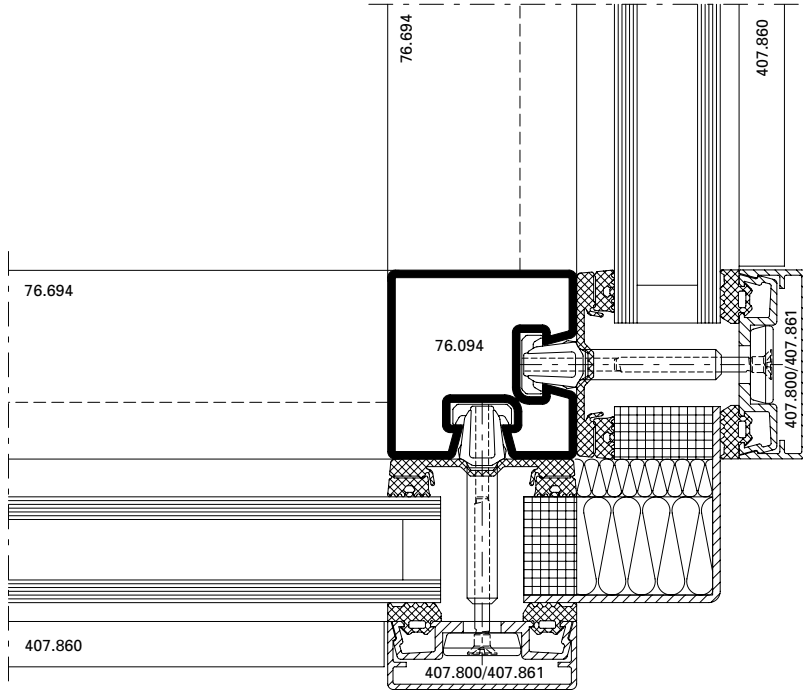
DXF **DWG**

D-510-K-016

Aussenecke 90°

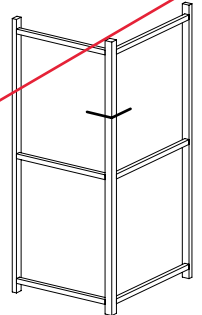
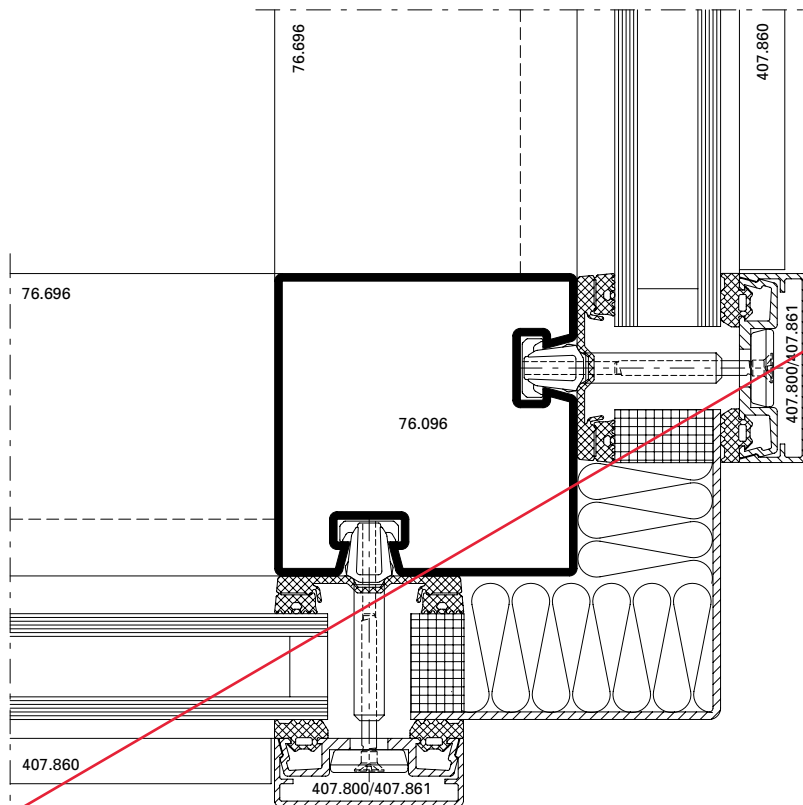
Angle extérieur 90°

Outer corner 90°



DXF DWG

D-510-K-011



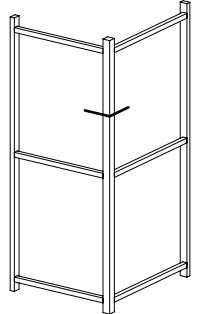
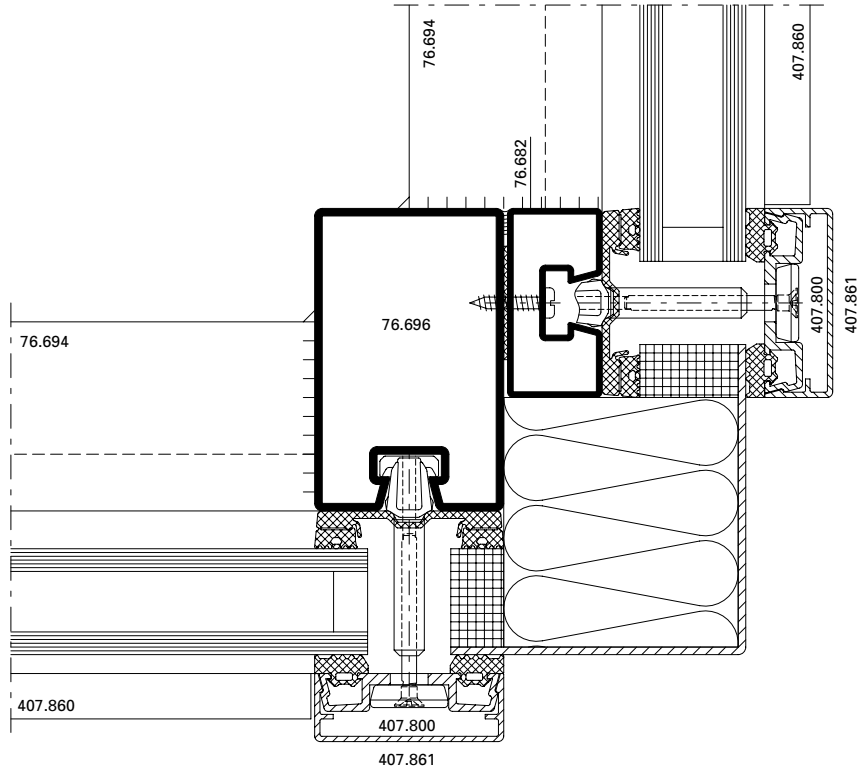
DXF DWG

D-510-K-012

Aussenecke 90°

Angle extérieur 90°

Outer corner 90°



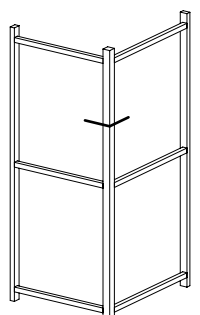
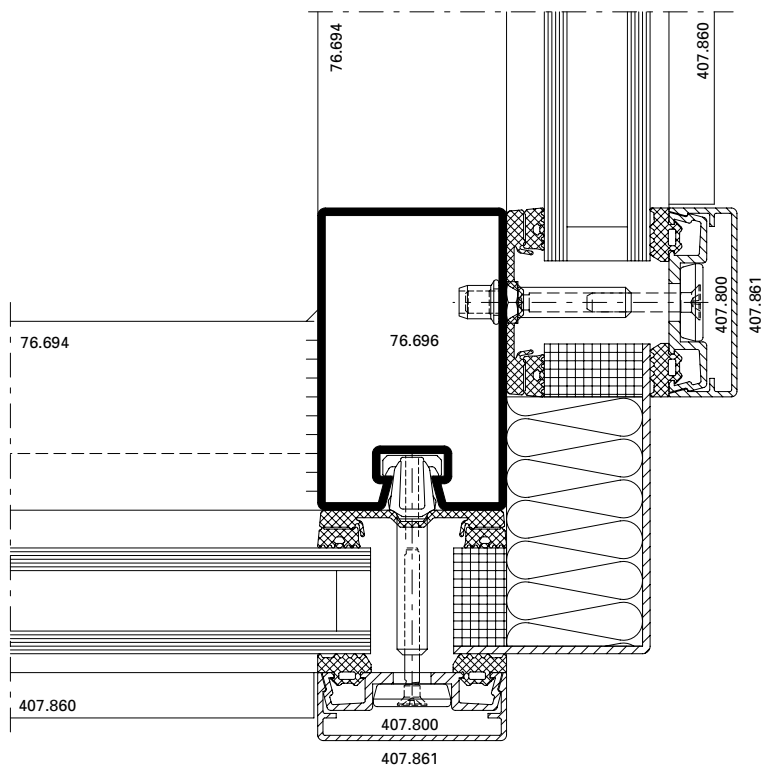
DXF DWG

D-510-K-005

Aussenecke 90°
 (Kombination mit VISS Basic)

Angle extérieur 90°
 (en combinaison avec VISS Basic)

Outer corner 90°
 (in combination with VISS Basic)



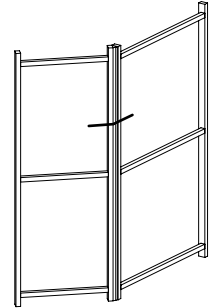
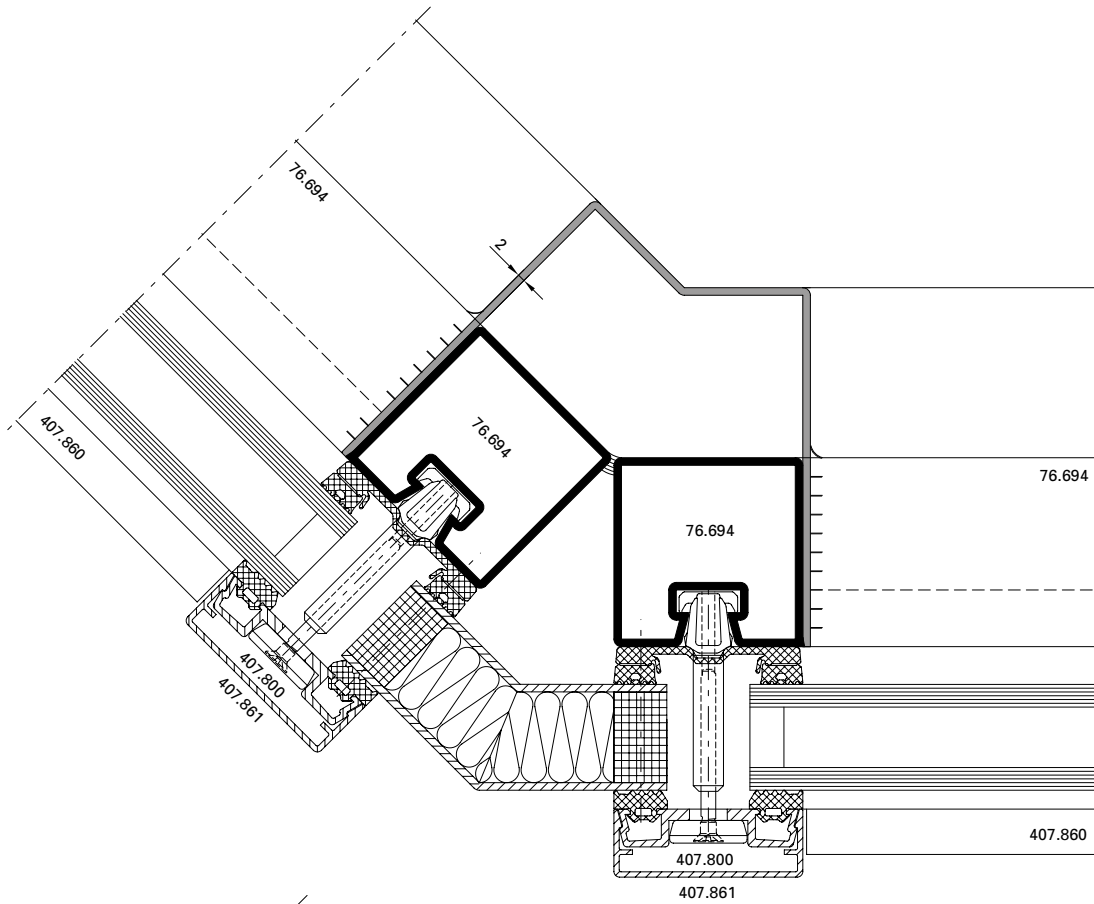
DXF DWG

D-510-K-010

Aussenecke 135°

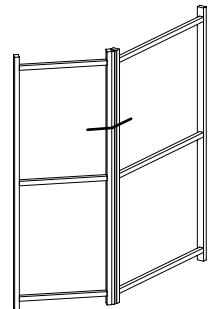
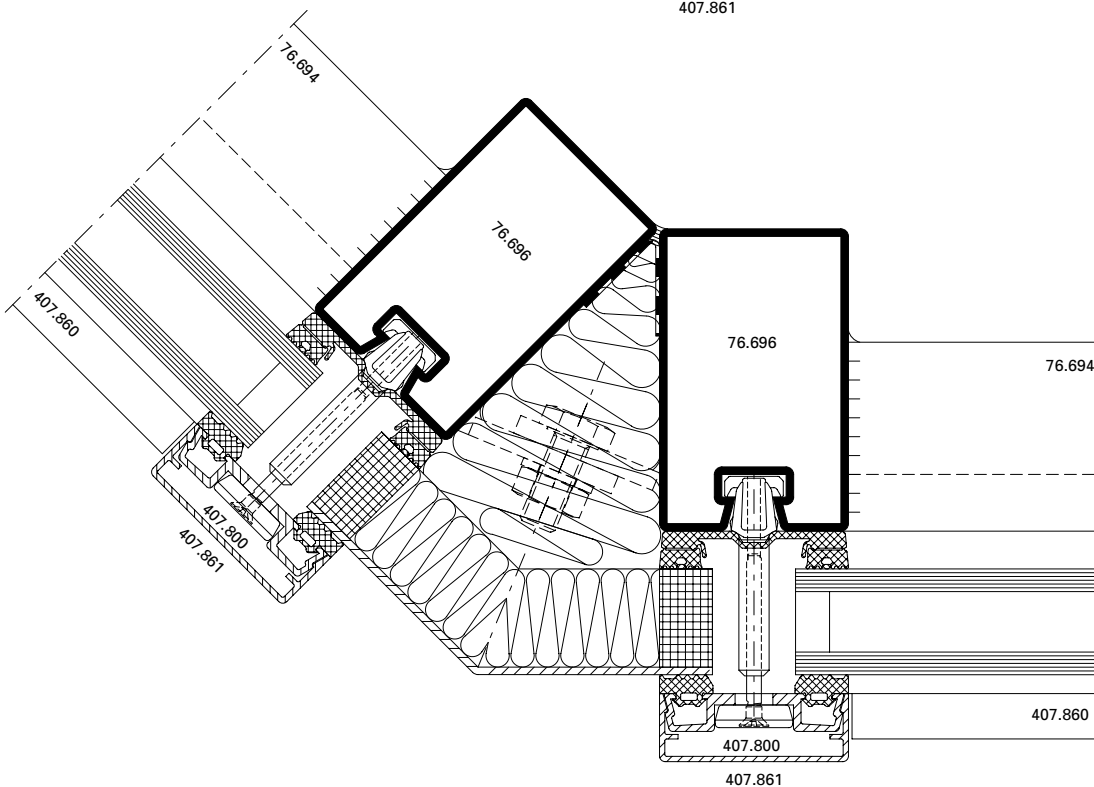
Angle extérieur 135°

Outer corner 135°



DXF DWG

D-510-K-003



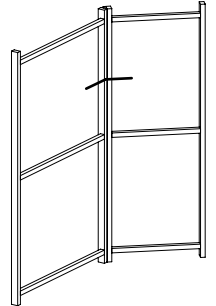
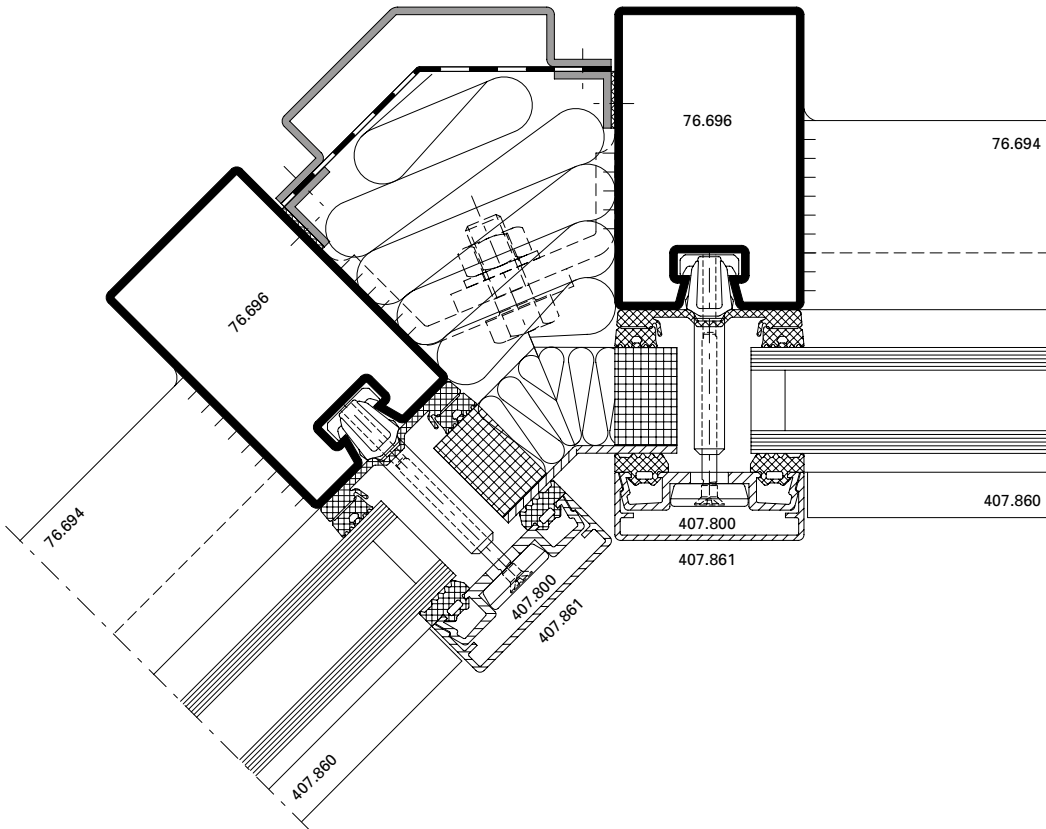
DXF DWG

D-510-K-004

Innenecke 135°

Angle intérieur 135°

Inner corner 135°



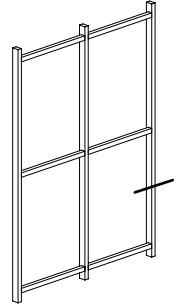
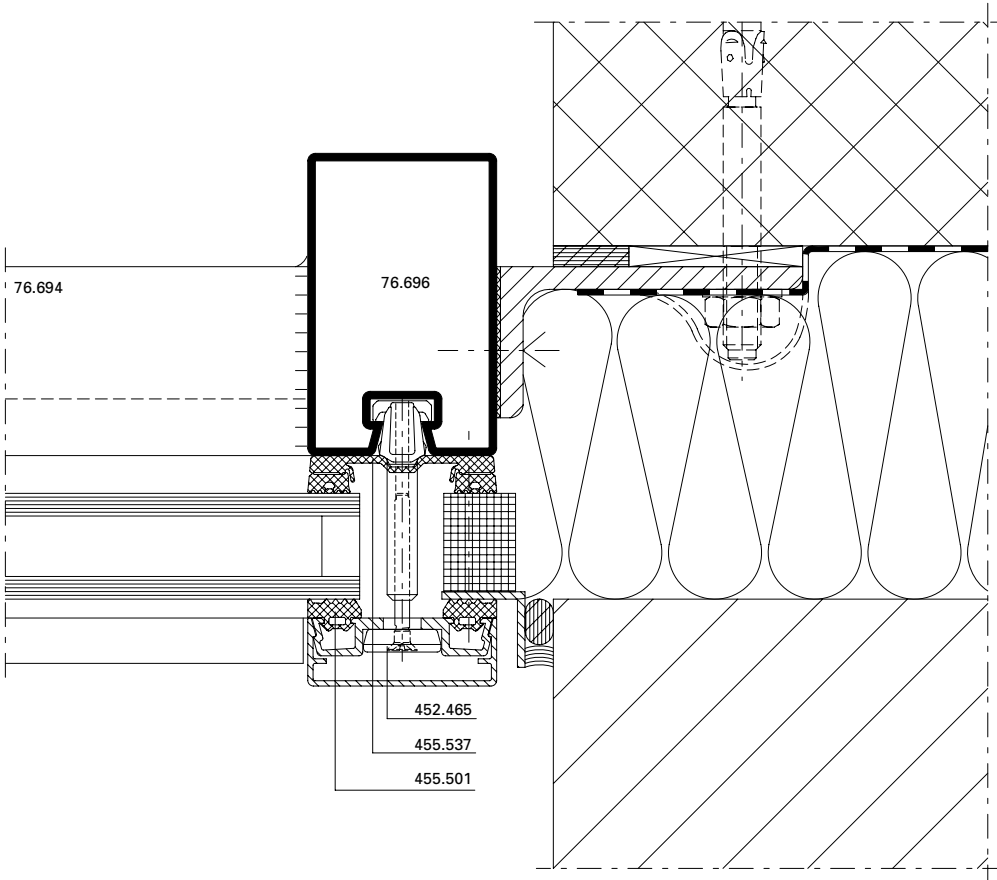
DXF

DWG

D-510-K-009

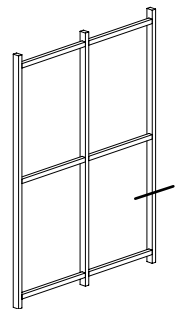
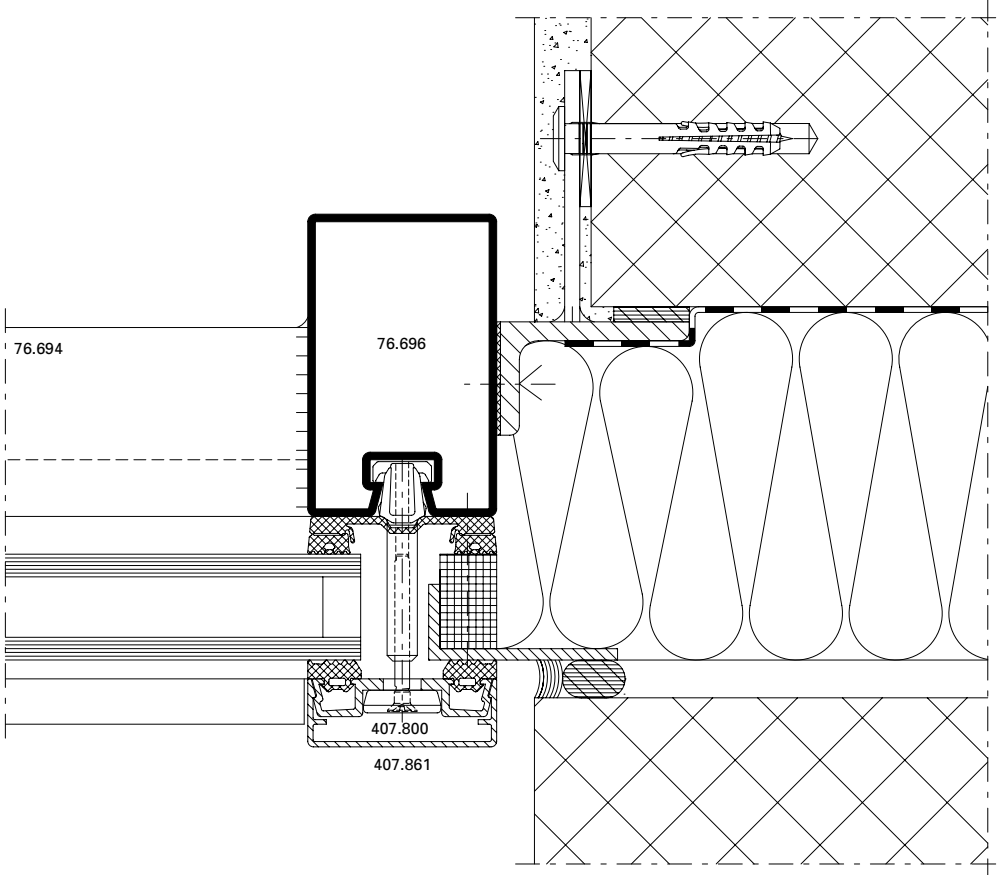
Anschlüsse am Bau im Massstab 1:2
Raccords au mur à l'échelle 1:2
Attachment to structure on scale 1:2

VISS Fassade
VISS façade
VISS façade



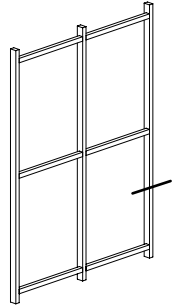
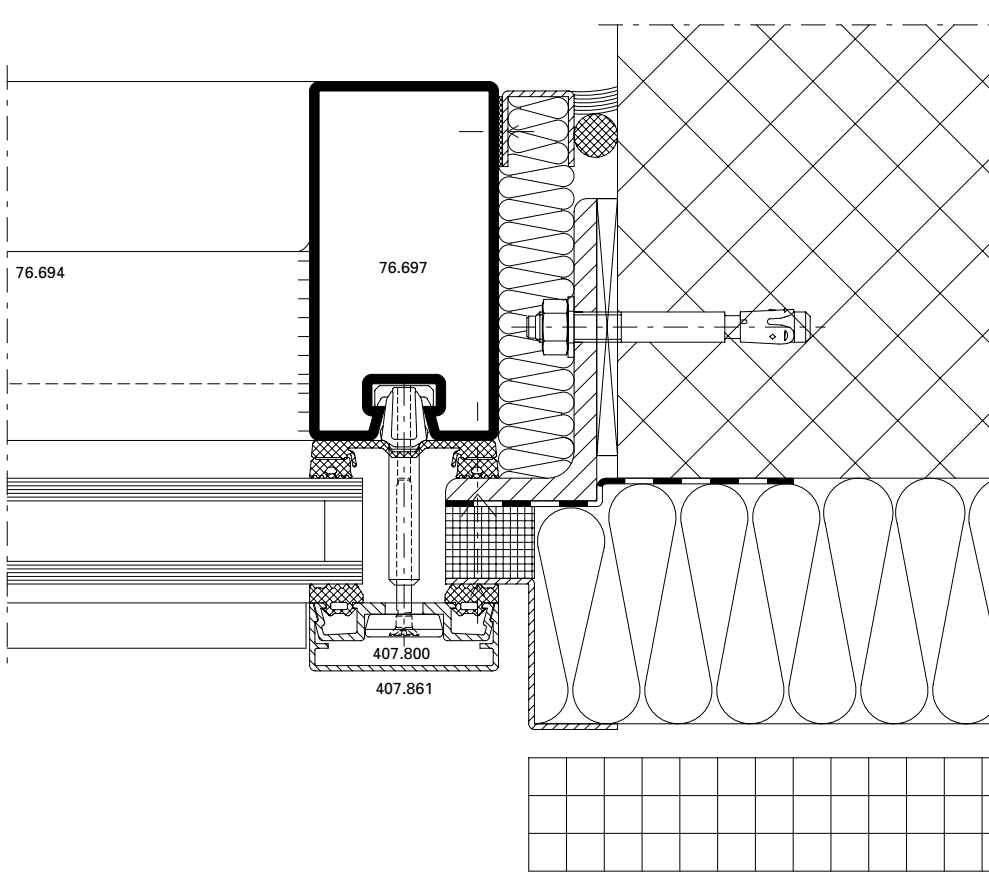
DXF DWG

D-510-A-001



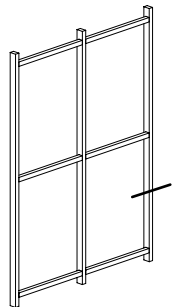
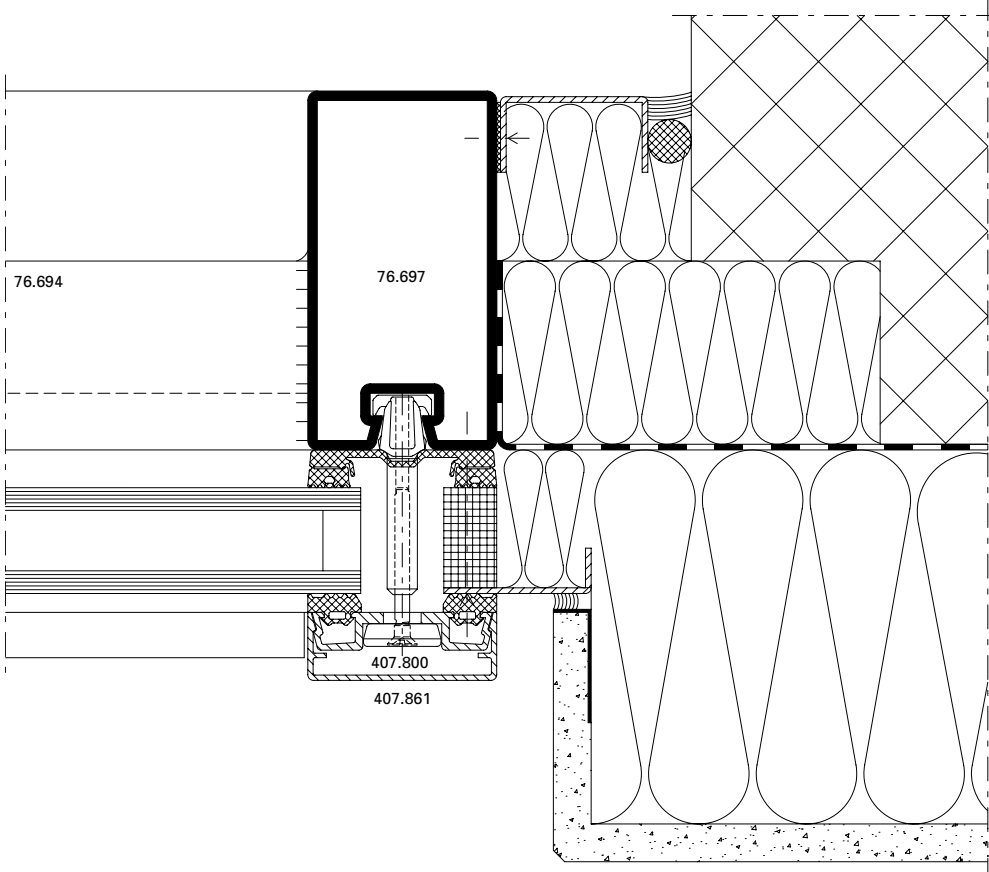
DXF DWG

D-510-A-002



DXF DWG

D-510-A-003

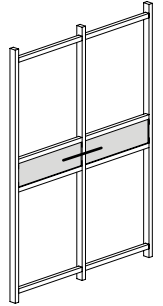
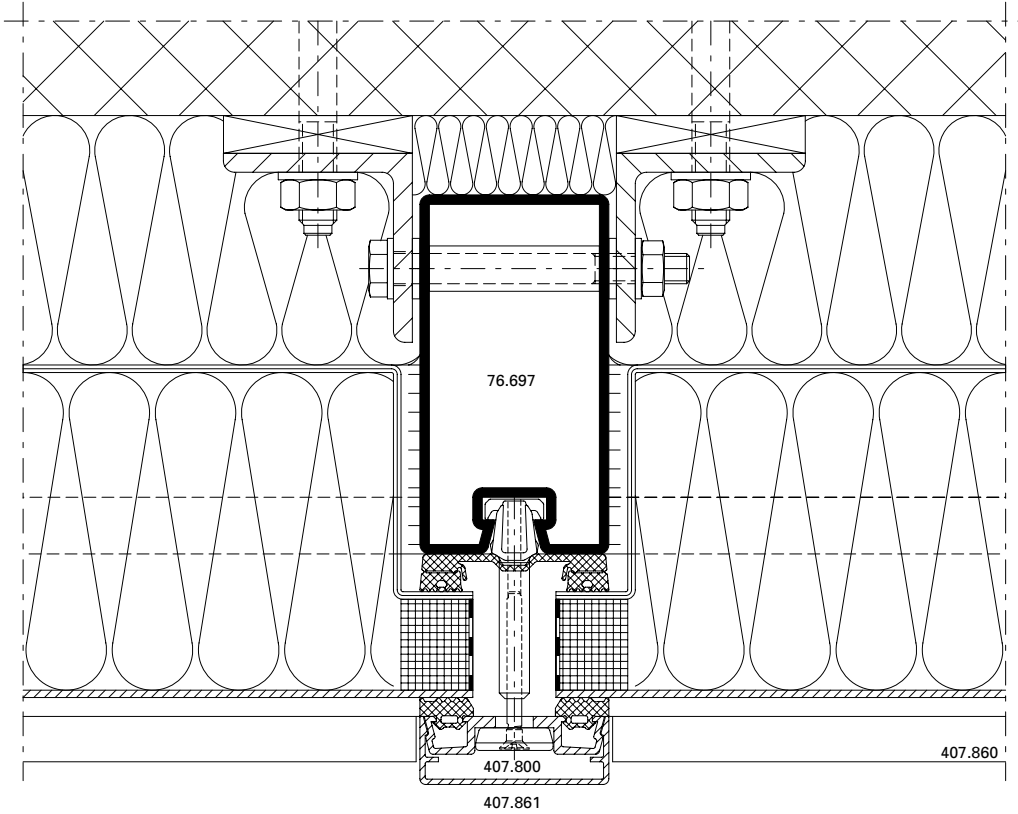


DXF DWG

D-510-A-004

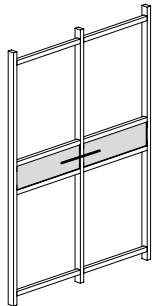
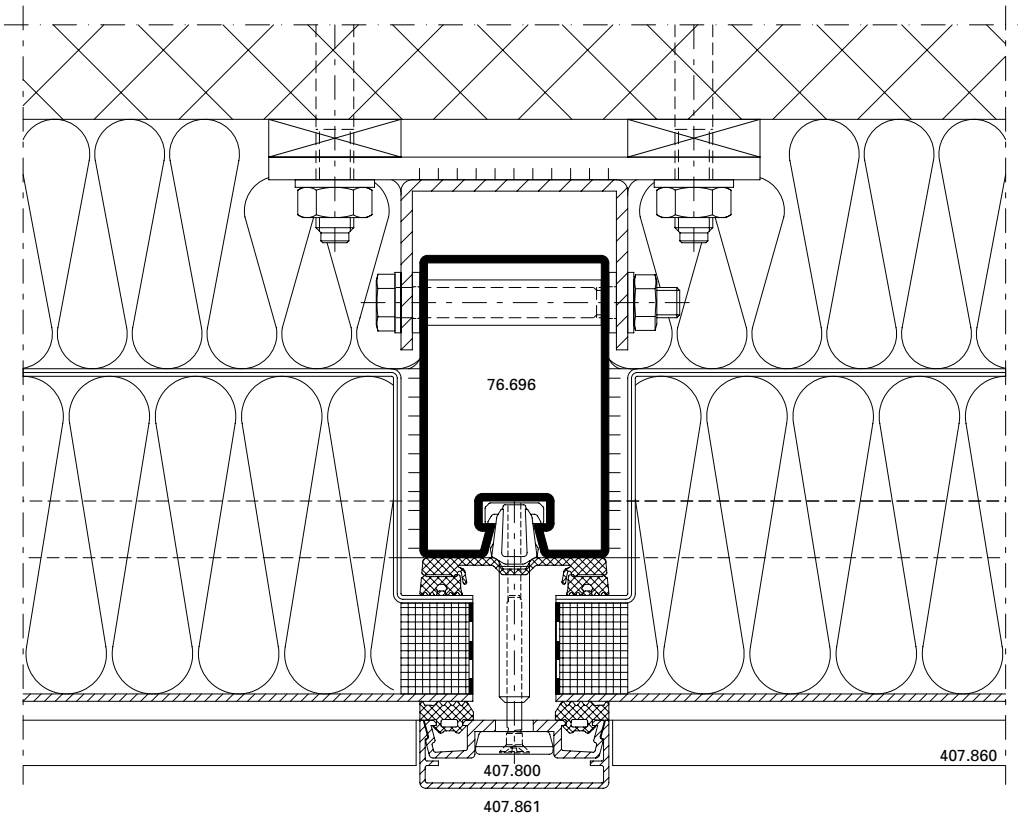
Anschlüsse am Bau im Massstab 1:2
Raccords au mur à l'échelle 1:2
Attachment to structure on scale 1:2

VISS Fassade
VISS façade
VISS façade



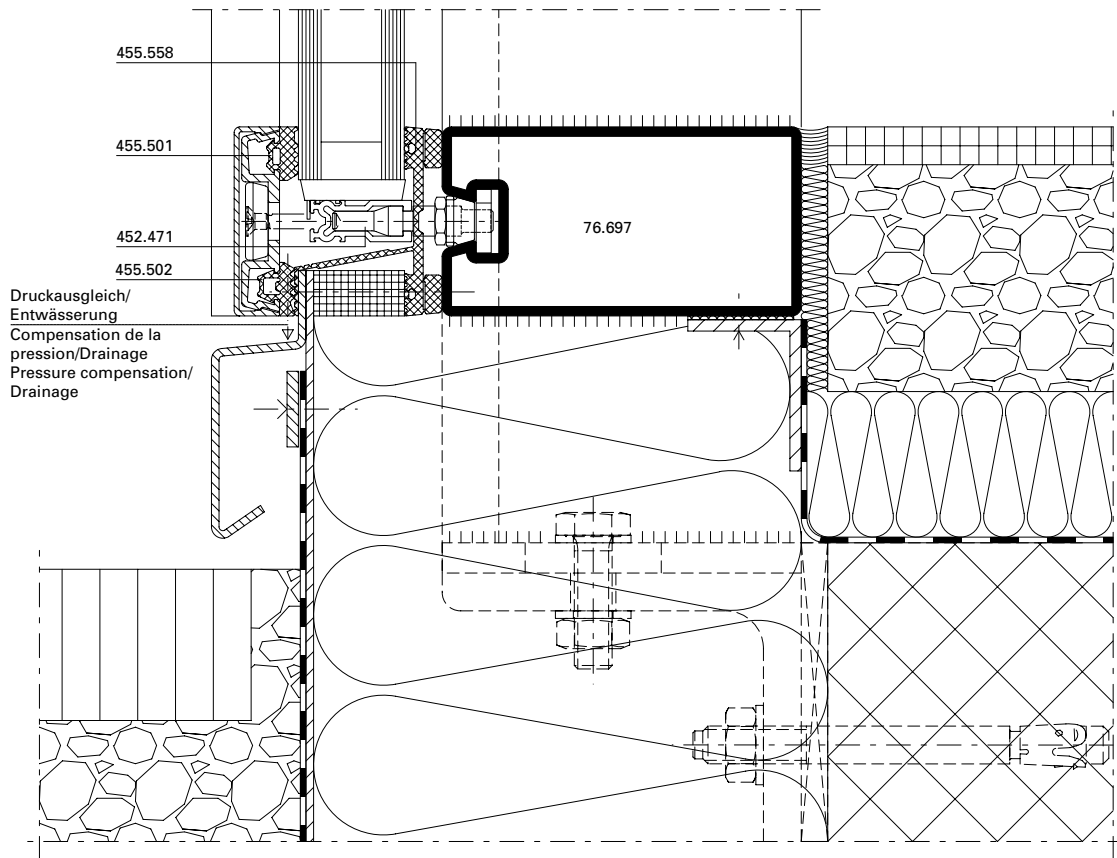
DXF DWG

D-510-A-005



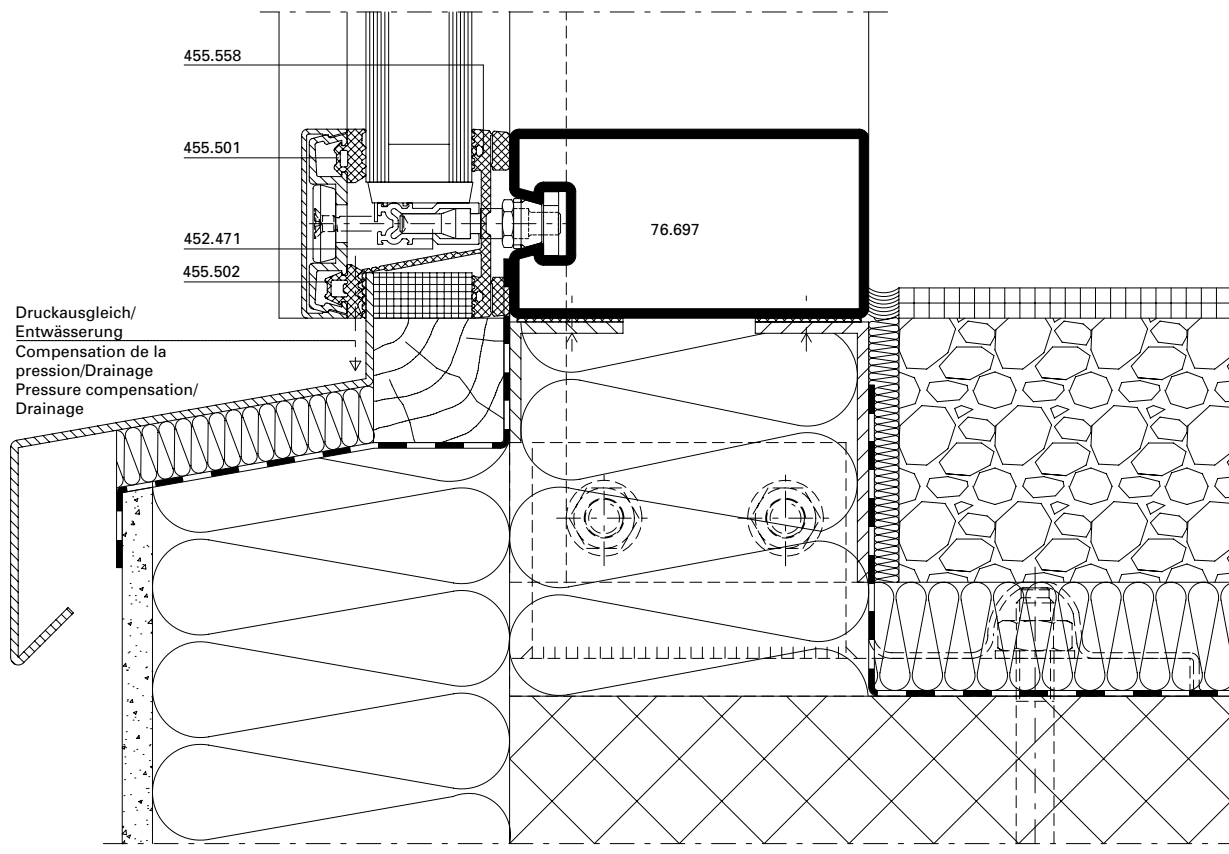
DXF DWG

D-510-A-006



DXF DWG

D-510-A-007

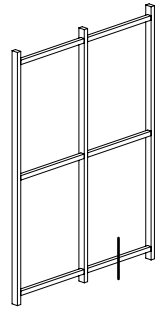
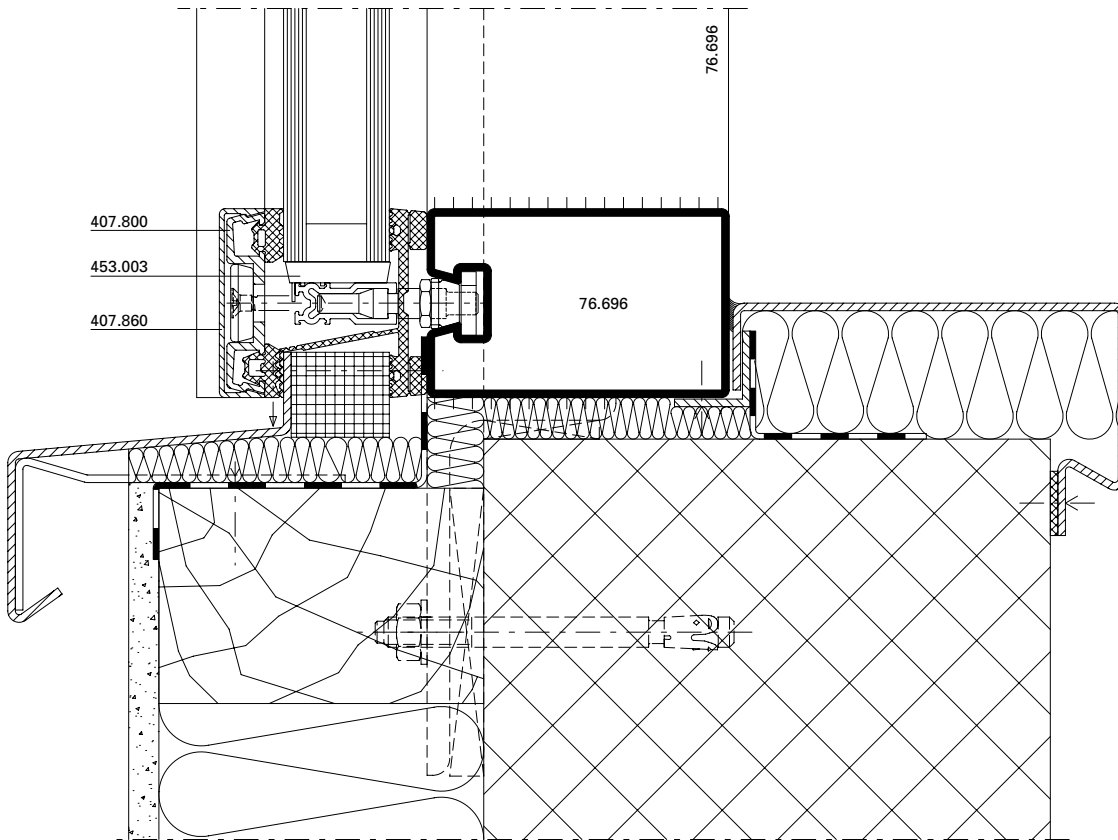


DXF DWG

D-510-A-008

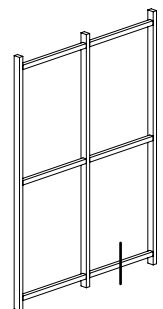
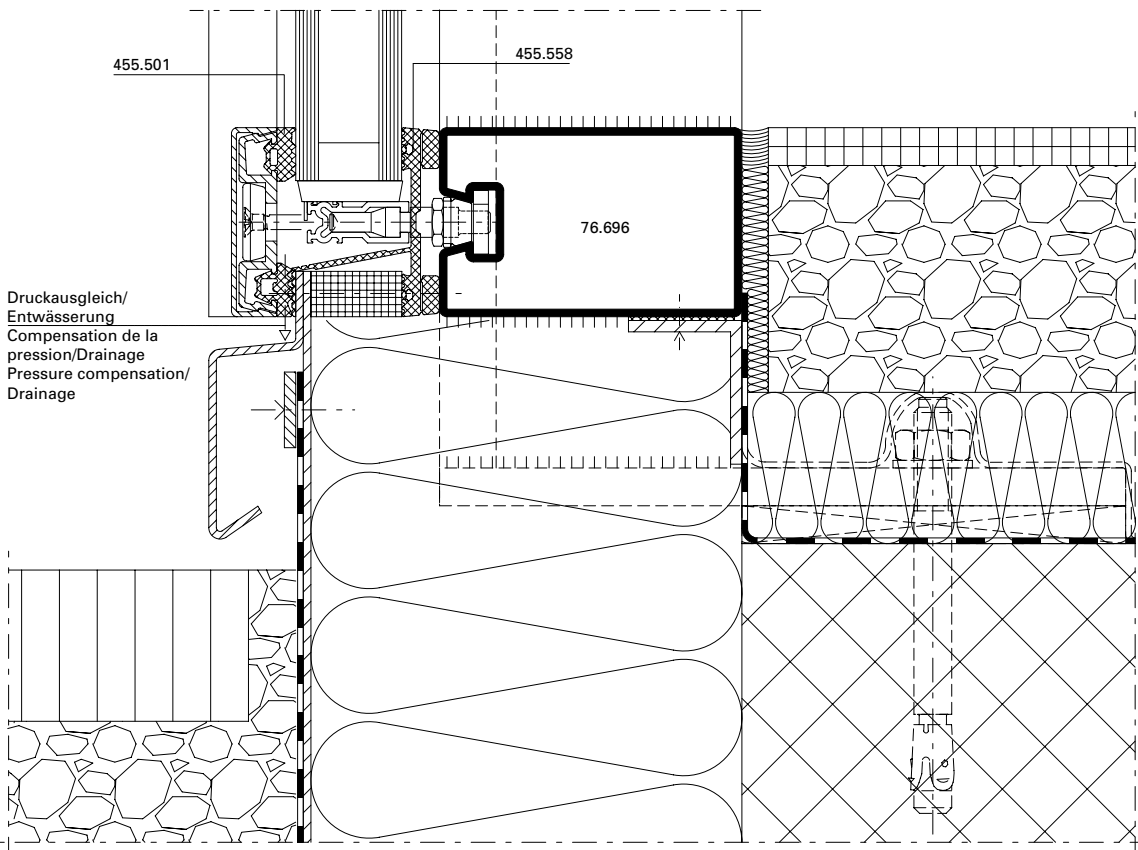
Anschlüsse am Bau im Massstab 1:2
Raccords au mur à l'échelle 1:2
Attachment to structure on scale 1:2

VISS Fassade
VISS façade
VISS façade



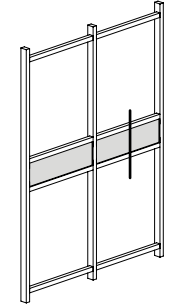
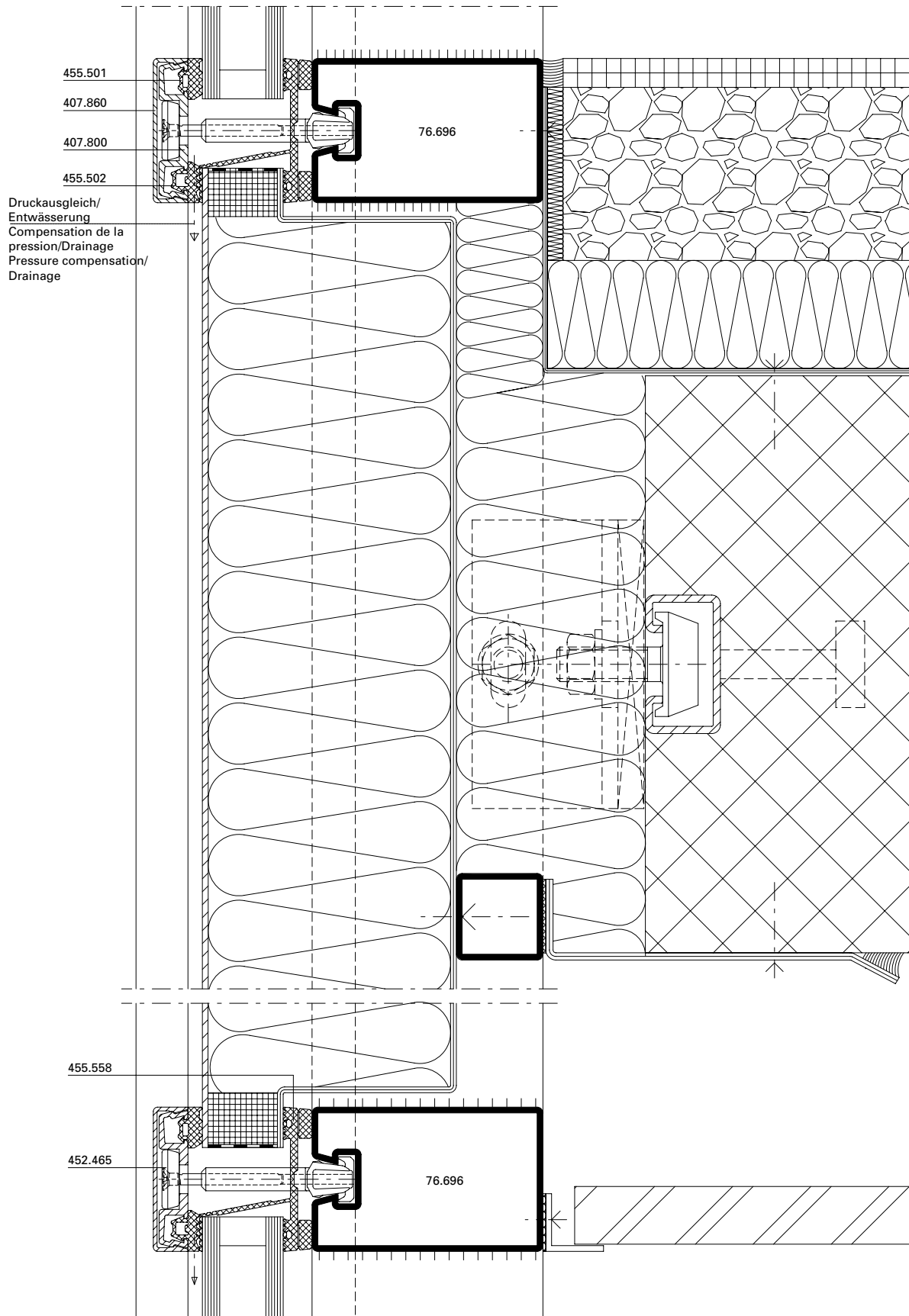
DXF DWG

D-510-A-009



DXF DWG

D-510-A-010

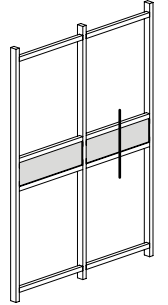
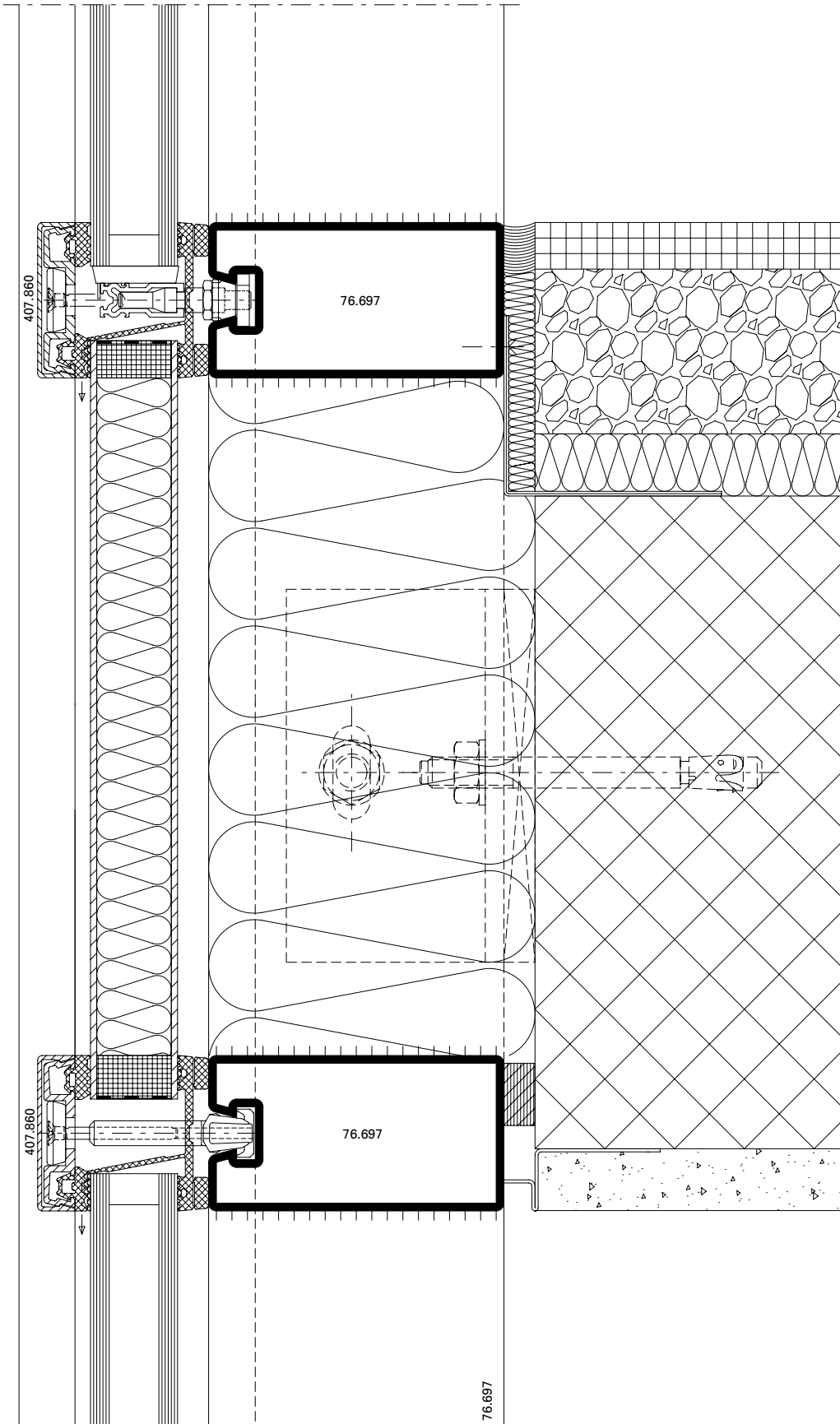


DXF DWG

D-510-A-011

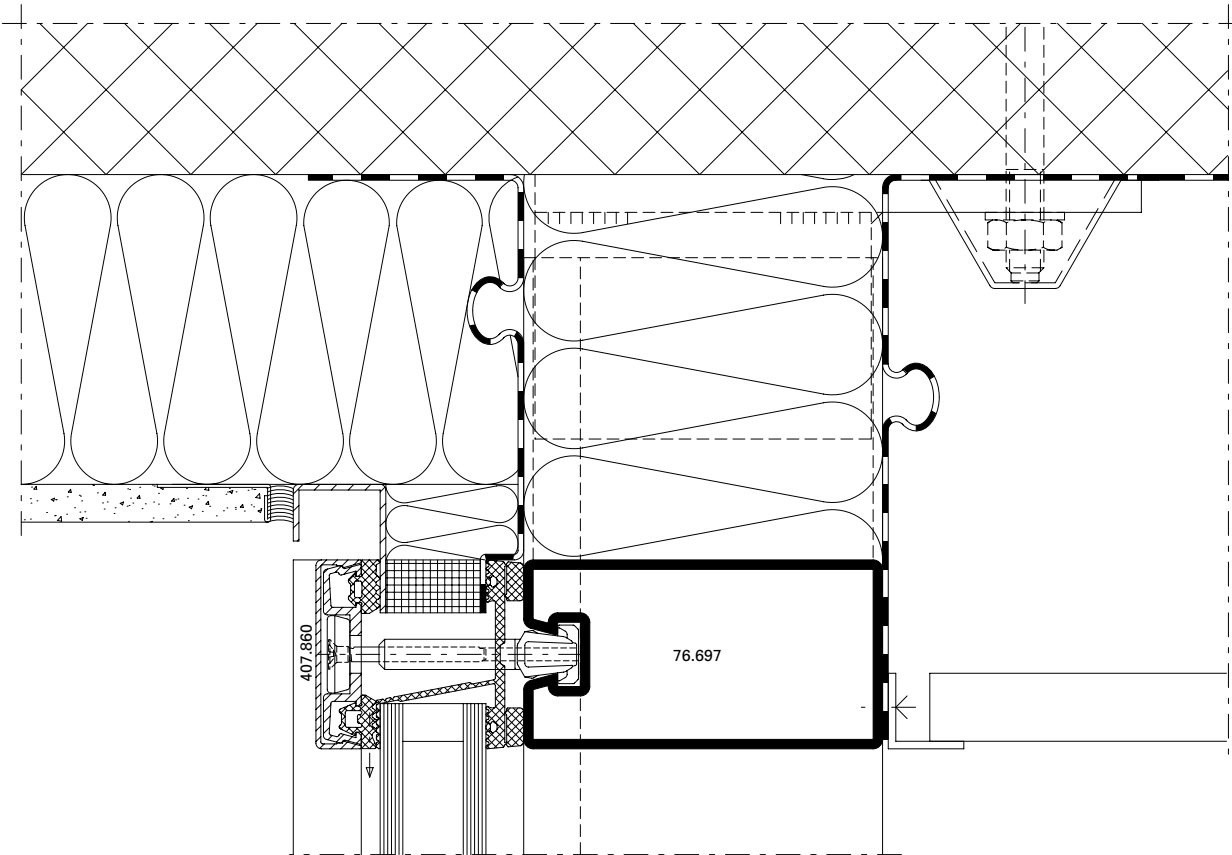
Anschlüsse am Bau im Masstab 1:2
Raccords au mur à l'échelle 1:2
Attachment to structure on scale 1:2

VISS Fassade
VISS façade
VISS façade



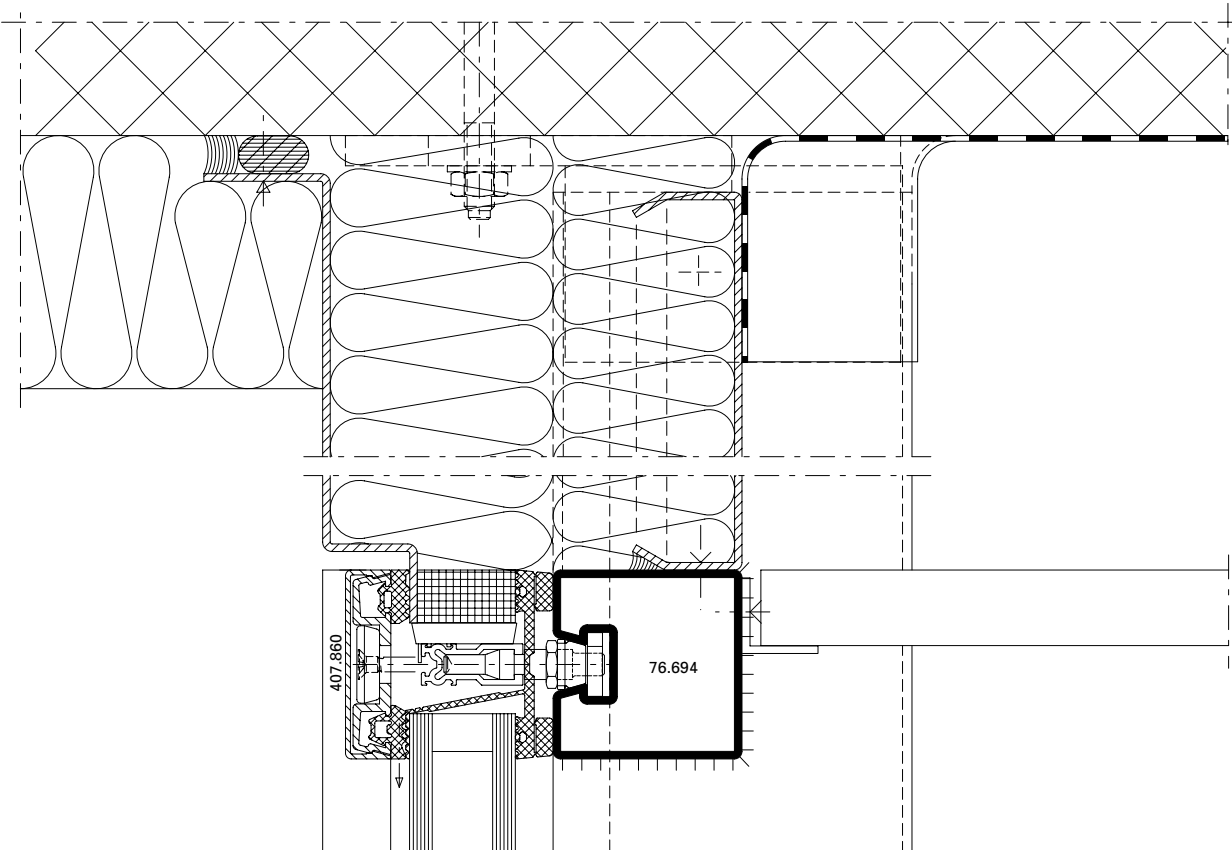
DXF DWG

D-510-A-012



DXF DWG

D-510-A-013

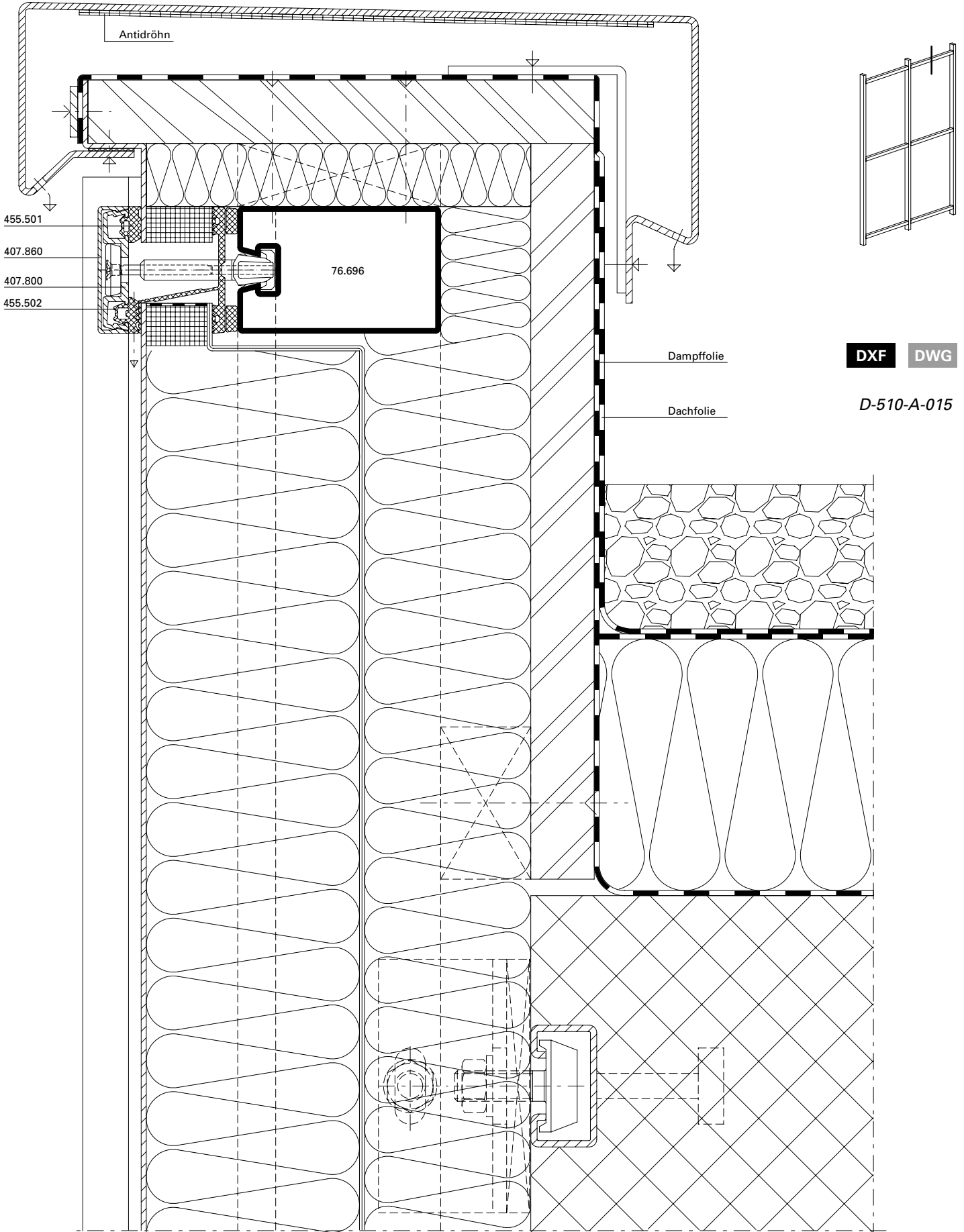


DXF DWG

D-510-A-014

Anschlüsse am Bau im Massstab 1:2
Raccords au mur à l'échelle 1:2
Attachment to structure on scale 1:2

VISS Fassade
VISS façade
VISS façade



System-Hinweise

Remarques concernant les systèmes

System instructions

VISS Fassade

VISS façade

VISS façade

**VISS HI 50 mm
mit Dämmprofil**

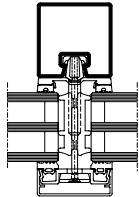
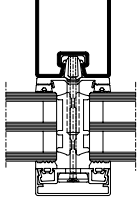
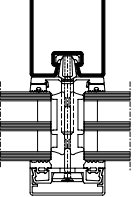
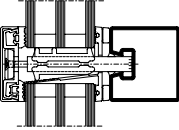
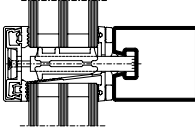
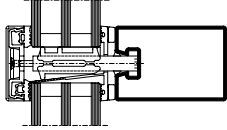
U_f-Werte nach EN 10077-2

**VISS HI 50 mm
avec gaine isolante**

Valeurs U_f selon EN 10077-2

**VISS HI 50 mm
with insulating core**

U_f values according to 10077-2

						
Glas Verre Glass	Pfosten 50/50 Montant 50/50 Mullion 50/50	Pfosten 50/120 Montant 50/129 Mullion 50/120	Pfosten 50/140 Montant 50/140 Mullion 50/140	Riegel 50/50 Traverse 50/50 Transom 50/50	Riegel 50/120 Traverse 50/120 Transom 50/120	Riegel 50/140 Traverse 50/140 Transom 50/140
30 mm	0,94 W/m²K	0,96 W/m²K	0,97 W/m²K	1,0 W/m²K	1,0 W/m²K	1,0 W/m²K
40 mm	0,77 W/m²K	0,79 W/m²K	0,79 W/m²K	0,85 W/m²K	0,86 W/m²K	0,86 W/m²K
50 mm	0,64 W/m²K	0,65 W/m²K	0,65 W/m²K	0,73 W/m²K	0,74 W/m²K	0,74 W/m²K
60 mm	0,58 W/m²K	0,59 W/m²K	0,59 W/m²K	0,65 W/m²K	0,66 W/m²K	0,66 W/m²K
70 mm	0,53 W/m²K	0,53 W/m²K	0,53 W/m²K	0,60 W/m²K	0,60 W/m²K	0,60 W/m²K

Der Einfluss der Schraubenbefestigung in Höhe von 0.14 W/m²K ist berücksichtigt.

L'influence de la fixation à vis de 0.14 W/m²K est prise en compte.

The 0.14 W/m²K influence of the screw fixing is taken into account.

System-Hinweise

Remarques concernant les systèmes

System instructions

VISS Fassade

VISS façade

VISS façade

**VISS HI 60 mm
mit Dämmprofil**

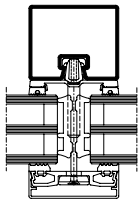
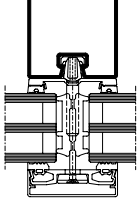
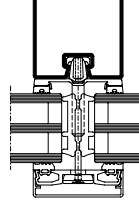
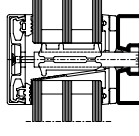
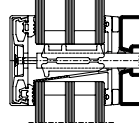
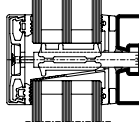
U_f-Werte nach EN 10077-2

**VISS HI 60 mm
avec gaine isolante**

Valeurs U_f selon EN 10077-2

**VISS HI 60 mm
with insulating core**

U_f values according to 10077-2

						
Glas Verre Glass	Pfofen 60/50 Montant 60/50 Mullion 60/50	Pfofen 60/100 Montant 60/100 Mullion 60/100	Pfofen 60/150 Montant 60/150 Mullion 60/150	Riegel 60/50 Traverse 60/50 Transom 60/50	Riegel 60/100 Traverse 60/100 Transom 60/100	Riegel 60/150 Traverse 60/150 Transom 60/150
30 mm	0,92 W/m²K	0,94 W/m²K	0,95 W/m²K	0,97 W/m²K	0,98 W/m²K	0,99 W/m²K
40 mm	0,75 W/m²K	0,76 W/m²K	0,76 W/m²K	0,82 W/m²K	0,84 W/m²K	0,84 W/m²K
50 mm	0,62 W/m²K	0,63 W/m²K	0,63 W/m²K	0,70 W/m²K	0,71 W/m²K	0,72 W/m²K
60 mm	0,55 W/m²K	0,56 W/m²K	0,56 W/m²K	0,63 W/m²K	0,64 W/m²K	0,64 W/m²K
70 mm	0,50 W/m²K	0,50 W/m²K	0,51 W/m²K	0,58 W/m²K	0,59 W/m²K	0,59 W/m²K

	76.140 Pfofen 60/180 Montant 60/180 Mullion 60/180	76.141 Pfofen 60/220 Montant 60/220 Mullion 60/220	76.142 Pfofen 60/280 Montant 60/280 Mullion 60/280	76.140 Riegel 60/180 Traverse 60/180 Transom 60/180	76.141 Riegel 60/220 Traverse 60/220 Transom 60/220	76.142 Riegel 60/280 Traverse 60/280 Transom 60/280
50 mm	0,63 W/m²K	0,64 W/m²K	0,64 W/m²K	0,72 W/m²K	0,72 W/m²K	0,72 W/m²K
70 mm	0,51 W/m²K	0,51 W/m²K	0,51 W/m²K	0,59 W/m²K	0,59 W/m²K	0,59 W/m²K

Der Einfluss der Schraubenbefestigung in Höhe von 0.14 W/m²K ist berücksichtigt.

L'influence de la fixation à vis de 0.14 W/m²K est prise en compte.

The 0.14 W/m²K influence of the screw fixing is taken into account.

System-Hinweise

Remarques concernant les systèmes

System instructions

VISS Fassade

VISS façade

VISS façade

VISS HI 50 mm
mit Dämmprofil
Flaches Deckprofil

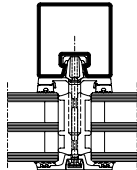
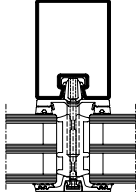
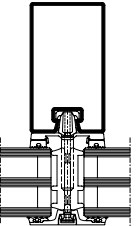
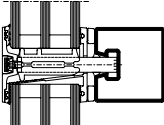
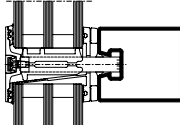
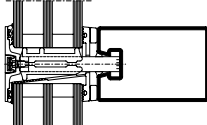
U_f-Werte nach EN 10077-2

VISS HI 50 mm
avec gaine isolante
Profilé de recouvrement plat

Valeurs U_f selon EN 10077-2

VISS HI 50 mm
with insulating core
Flat cover cap

U_f values according to 10077-2

						
Glas Verre Glass	Pfosten 50/50 Montant 50/50 Mullion 50/50	Pfosten 50/95 Montant 50/95 Mullion 50/95	Pfosten 50/140 Montant 50/140 Mullion 50/140	Riegel 50/50 Traverse 50/50 Transom 50/50	Riegel 50/95 Traverse 50/95 Transom 50/95	Riegel 50/140 Traverse 50/140 Transom 50/140
30 mm						
40 mm	0,84 W/m²K	0,87 W/m²K	0,86 W/m²K	0,92 W/m²K	0,94 W/m²K	0,94 W/m²K
50 mm	0,69 W/m²K	0,70 W/m²K	0,71 W/m²K	0,79 W/m²K	0,80 W/m²K	0,80 W/m²K
60 mm	0,62 W/m²K	0,63 W/m²K	0,63 W/m²K	0,69 W/m²K	0,70 W/m²K	0,70 W/m²K
70 mm	0,55 W/m²K	0,56 W/m²K	0,56 W/m²K	0,63 W/m²K	0,63 W/m²K	0,63 W/m²K

Der Einfluss der Schrauben-
befestigung in Höhe von 0.14 W/m²K
ist berücksichtigt.

L'influence de la fixation à vis de
0.14 W/m²K est prise en compte.

The 0.14 W/m²K influence of the
screw fixing is taken into account.

System-Hinweise

Remarques concernant les systèmes

System instructions

VISS Fassade

VISS façade

VISS façade

**VISS HI 60 mm
mit Dämmprofil
Flaches Deckprofil**

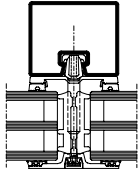
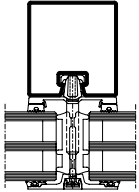
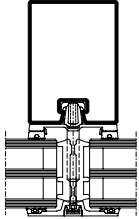
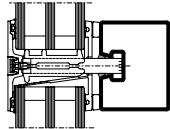
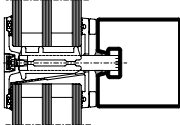
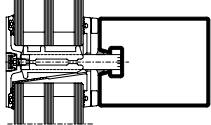
U_f-Werte nach EN 10077-2

**VISS HI 60 mm
avec gaine isolante
Profilé de recouvrement plat**

Valeurs U_f selon EN 10077-2

**VISS HI 60 mm
with insulating core
Flat cover cap**

U_f values according to 10077-2

						
Glas Verre Glass	Pfosten 60/50 Montant 60/50 Mullion 60/50	Pfosten 60/100 Montant 60/100 Mullion 60/100	Pfosten 60/150 Montant 60/150 Mullion 60/150	Riegel 60/50 Traverse 60/50 Transom 60/50	Riegel 60/100 Traverse 60/100 Transom 60/100	Riegel 60/150 Traverse 60/150 Transom 60/150
30 mm						
40 mm	0,81 W/m²K	0,82 W/m²K	0,83 W/m²K	0,88 W/m²K	0,90 W/m²K	0,90 W/m²K
50 mm	0,67 W/m²K	0,68 W/m²K	0,69 W/m²K	0,76 W/m²K	0,77 W/m²K	0,78 W/m²K
60 mm	0,59 W/m²K	0,60 W/m²K	0,60 W/m²K	0,67 W/m²K	0,68 W/m²K	0,69 W/m²K
70 mm	0,52 W/m²K	0,53 W/m²K	0,53 W/m²K	0,61 W/m²K	0,61 W/m²K	0,62 W/m²K

Glas Verre Glass	76.140 Pfosten 60/180 Montant 60/180 Mullion 60/180	76.141 Pfosten 60/220 Montant 60/220 Mullion 60/220	76.142 Pfosten 60/280 Montant 60/280 Mullion 60/280	76.140 Riegel 60/180 Traverse 60/180 Transom 60/180	76.141 Riegel 60/220 Traverse 60/220 Transom 60/220	76.142 Riegel 60/280 Traverse 60/280 Transom 60/280
50 mm	0,69 W/m²K	0,69 W/m²K	0,69 W/m²K	0,78 W/m²K	0,78 W/m²K	0,78 W/m²K
70 mm	0,53 W/m²K	0,53 W/m²K	0,53 W/m²K	0,62 W/m²K	0,62 W/m²K	0,62 W/m²K

**Der Einfluss der Schrauben-
befestigung in Höhe von 0.14 W/m²K
ist berücksichtigt.**

**L'influence de la fixation à vis de
0.14 W/m²K est prise en compte.**

**The 0.14 W/m²K influence of the
screw fixing is taken into account.**

System-Hinweise

Remarques concernant les systèmes

System instructions

VISS Fassade

VISS façade

VISS façade

VISS 50 mm

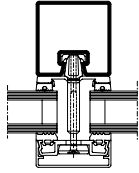
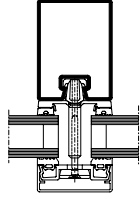
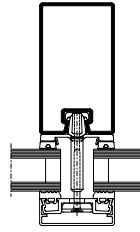
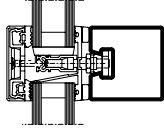
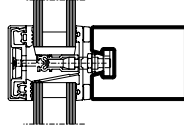
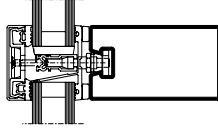
U_f-Werte nach EN 10077-2

VISS 50 mm

Valeurs U_f selon EN 10077-2

VISS 50 mm

U_f values according to 10077-2

						
Glas Verre Glass	Pfosten 50/50 Montant 50/50 Mullion 50/50	Pfosten 50/95 Montant 50/95 Mullion 50/95	Pfosten 50/140 Montant 50/140 Mullion 50/140	Riegel 50/50 Traverse 50/50 Transom 50/50	Riegel 50/95 Traverse 50/95 Transom 50/95	Riegel 50/140 Traverse 50/140 Transom 50/140
20 mm	1,7 W/m ² K	1,8 W/m ² K	1,7 W/m ² K	1,5 W/m ² K	1,5 W/m ² K	1,5 W/m ² K
30 mm	1,5 W/m ² K	1,6 W/m ² K	1,6 W/m ² K	1,3 W/m ² K	1,4 W/m ² K	1,4 W/m ² K
40 mm	1,4 W/m ² K	1,5 W/m ² K	1,5 W/m ² K	1,3 W/m ² K	1,3 W/m ² K	1,3 W/m ² K
50 mm	1,4 W/m ² K	1,4 W/m ² K	1,4 W/m ² K	1,2 W/m ² K	1,2 W/m ² K	1,2 W/m ² K
60 mm	1,3 W/m ² K	1,4 W/m ² K	1,4 W/m ² K	1,2 W/m ² K	1,2 W/m ² K	1,2 W/m ² K
70 mm	1,3 W/m ² K	1,3 W/m ² K	1,3 W/m ² K	1,2 W/m ² K	1,2 W/m ² K	1,2 W/m ² K

Der Einfluss der Schraubenbefestigung in Höhe von 0.14 W/m²K ist berücksichtigt.

L'influence de la fixation à vis de 0.14 W/m²K est prise en compte.

The 0.14 W/m²K influence of the screw fixing is taken into account.

System-Hinweise

Remarques concernant les systèmes

System instructions

VISS Fassade

VISS façade

VISS façade

VISS 60 mm

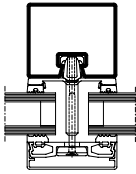
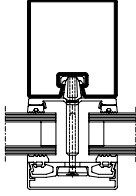
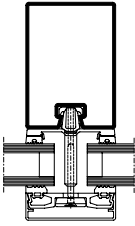
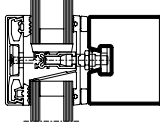
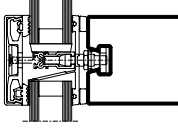
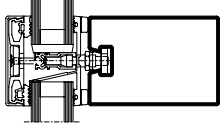
U_f-Werte nach EN 10077-2

VISS 60 mm

Valeurs U_f selon EN 10077-2

VISS 60 mm

U_f values according to 10077-2

						
Glas Verre Glass	Pfosten 60/50 Montant 60/50 Mullion 60/50	Pfosten 60/100 Montant 60/100 Mullion 60/100	Pfosten 60/150 Montant 60/150 Mullion 60/150	Riegel 60/50 Traverse 60/50 Transom 60/50	Riegel 60/100 Traverse 60/100 Transom 60/100	Riegel 60/150 Traverse 60/150 Transom 60/150
20 mm	1,6 W/m²K	1,7 W/m²K	1,6 W/m²K	1,4 W/m²K	1,4 W/m²K	1,5 W/m²K
30 mm	1,4 W/m²K	1,5 W/m²K	1,4 W/m²K	1,2 W/m²K	1,3 W/m²K	1,3 W/m²K
40 mm	1,3 W/m²K	1,3 W/m²K	1,3 W/m²K	1,1 W/m²K	1,2 W/m²K	1,2 W/m²K
50 mm	1,2 W/m²K	1,2 W/m²K	1,2 W/m²K	1,1 W/m²K	1,1 W/m²K	1,1 W/m²K
60 mm	1,1 W/m²K	1,2 W/m²K	1,1 W/m²K	1,0 W/m²K	1,1 W/m²K	1,1 W/m²K
70 mm	1,1 W/m²K	1,1 W/m²K	1,1 W/m²K	1,0 W/m²K	1,0 W/m²K	1,0 W/m²K

	76.140 Pfosten 60/180 Montant 60/180 Mullion 60/180	76.141 Pfosten 60/220 Montant 60/220 Mullion 60/220	76.142 Pfosten 60/280 Montant 60/280 Mullion 60/280	76.140 Riegel 60/180 Traverse 60/180 Transom 60/180	76.141 Riegel 60/220 Traverse 60/220 Transom 60/220	76.142 Riegel 60/280 Traverse 60/280 Transom 60/280
50 mm	1,3 W/m²K	1,3 W/m²K	1,3 W/m²K	1,1 W/m²K	1,1 W/m²K	1,1 W/m²K
70 mm	1,1 W/m²K	1,1 W/m²K	1,1 W/m²K	1,0 W/m²K	1,0 W/m²K	1,0 W/m²K

Der Einfluss der Schraubenbefestigung in Höhe von 0.14 W/m²K ist berücksichtigt.

L'influence de la fixation à vis de 0.14 W/m²K est prise en compte.

The 0.14 W/m²K influence of the screw fixing is taken into account.

System-Hinweise

Remarques concernant les systèmes

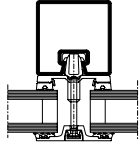
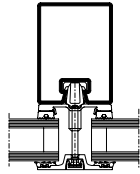
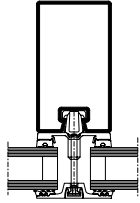
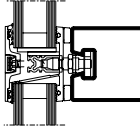
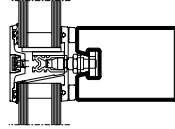
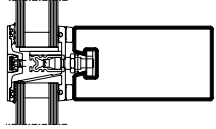
System instructions

VISS Fassade

VISS façade

VISS façade

VISS 50 mm
Flaches DeckprofilU_f-Werte nach EN 10077-2**VISS 50 mm**
Profilé de recouvrement platValeurs U_f selon EN 10077-2**VISS 50 mm**
Flat cover capU_f values according to 10077-2

						
Glas Verre Glass	Pfosten 50/50 Montant 50/50 Mullion 50/50	Pfosten 50/95 Montant 50/95 Mullion 50/95	Pfosten 50/140 Montant 50/140 Mullion 50/140	Riegel 50/50 Traverse 50/50 Transom 50/50	Riegel 50/95 Traverse 50/95 Transom 50/95	Riegel 50/140 Traverse 50/140 Transom 50/140
20 mm	1,9 W/m ² K	2,0 W/m ² K	2,0 W/m ² K	1,6 W/m ² K	1,7 W/m ² K	1,7 W/m ² K
30 mm	1,7 W/m ² K	1,7 W/m ² K	1,7 W/m ² K	1,4 W/m ² K	1,5 W/m ² K	1,5 W/m ² K
40 mm	1,5 W/m ² K	1,6 W/m ² K	1,6 W/m ² K	1,3 W/m ² K	1,4 W/m ² K	1,4 W/m ² K
50 mm	1,4 W/m ² K	1,5 W/m ² K	1,5 W/m ² K	1,3 W/m ² K	1,3 W/m ² K	1,3 W/m ² K
60 mm	1,4 W/m ² K	1,4 W/m ² K	1,4 W/m ² K	1,2 W/m ² K	1,3 W/m ² K	1,3 W/m ² K
70 mm	1,3 W/m ² K	1,3 W/m ² K	1,3 W/m ² K	1,2 W/m ² K	1,2 W/m ² K	1,2 W/m ² K

Der Einfluss der Schrauben-
befestigung in Höhe von 0.14 W/m²K
ist berücksichtigt.

L'influence de la fixation à vis de
0.14 W/m²K est prise en compte.

The 0.14 W/m²K influence of the
screw fixing is taken into account.

System-Hinweise

Remarques concernant les systèmes

System instructions

VISS Fassade

VISS façade

VISS façade

**VISS 60 mm
Flaches Deckprofil**

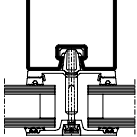
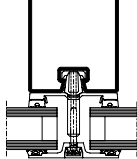
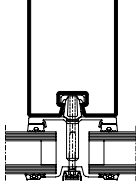
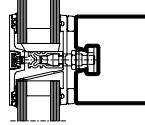
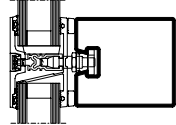
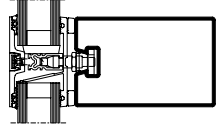
U_f-Werte nach EN 10077-2

**VISS 60 mm
Profilé de recouvrement plat**

Valeurs U_f selon EN 10077-2

**VISS 60 mm
Flat cover cap**

U_f values according to 10077-2

						
Glas Verre Glass	Pfosten 60/50 Montant 60/50 Mullion 60/50	Pfosten 60/100 Montant 60/100 Mullion 60/100	Pfosten 60/150 Montant 60/150 Mullion 60/150	Riegel 60/50 Traverse 60/50 Transom 60/50	Riegel 60/100 Traverse 60/100 Transom 60/100	Riegel 60/150 Traverse 60/150 Transom 60/150
20 mm	1,7 W/m ² K	1,8 W/m ² K	1,8 W/m ² K	1,5 W/m ² K	1,6 W/m ² K	1,6 W/m ² K
30 mm	1,5 W/m ² K	1,5 W/m ² K	1,6 W/m ² K	1,3 W/m ² K	1,3 W/m ² K	1,4 W/m ² K
40 mm	1,3 W/m ² K	1,4 W/m ² K	1,4 W/m ² K	1,2 W/m ² K	1,2 W/m ² K	1,2 W/m ² K
50 mm	1,2 W/m ² K	1,3 W/m ² K	1,3 W/m ² K	1,1 W/m ² K	1,2 W/m ² K	1,2 W/m ² K
60 mm	1,2 W/m ² K	1,2 W/m ² K	1,2 W/m ² K	1,1 W/m ² K	1,1 W/m ² K	1,1 W/m ² K
70 mm	1,1 W/m ² K	1,1 W/m ² K	1,2 W/m ² K	1,1 W/m ² K	1,1 W/m ² K	1,1 W/m ² K

	76.140 Pfosten 60/180 Montant 60/180 Mullion 60/180	76.141 Pfosten 60/220 Montant 60/220 Mullion 60/220	76.142 Pfosten 60/280 Montant 60/280 Mullion 60/280	76.140 Riegel 60/180 Traverse 60/180 Transom 60/180	76.141 Riegel 60/220 Traverse 60/220 Transom 60/220	76.142 Riegel 60/280 Traverse 60/280 Transom 60/280
50 mm	1,3 W/m ² K	1,3 W/m ² K	1,3 W/m ² K	1,2 W/m ² K	1,2 W/m ² K	1,2 W/m ² K
70 mm	1,2 W/m ² K	1,2 W/m ² K	1,2 W/m ² K	1,1 W/m ² K	1,1 W/m ² K	1,1 W/m ² K

**Der Einfluss der Schrauben-
befestigung in Höhe von 0.14 W/m²K
ist berücksichtigt.**


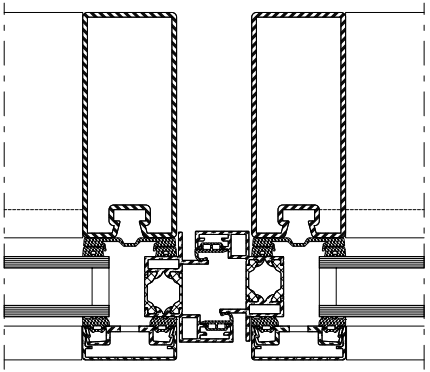
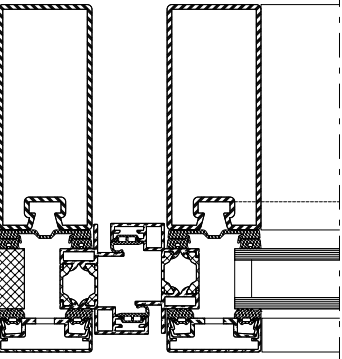
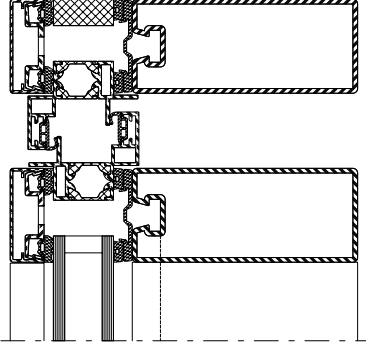
**L'influence de la fixation à vis de
0.14 W/m²K est prise en compte.**

**The 0.14 W/m²K influence of the
screw fixing is taken into account.**

U_f -Werte
 (nach EN ISO 10077-2:2018-01)

Valeurs U_f
 (selon EN ISO 10077-2:2018-01)

U_f values
 (according to EN ISO 10077-2:2018-01)

	Füllelementstärken Elements de remplissages Infill elements			
	≥ 27 mm	≥ 32 mm	≥ 37 mm	≥ 42 mm
	2.9 W/m ² K	2.6 W/m ² K	2.5 W/m ² K	2.4 W/m ² K
	2.9 W/m ² K	2.5 W/m ² K	2.4 W/m ² K	2.3 W/m ² K
	2.6 W/m ² K	2.4 W/m ² K	2.3 W/m ² K	2.2 W/m ² K

System-Hinweise

Remarques concernant les systèmes

System instructions

VISS Fassade


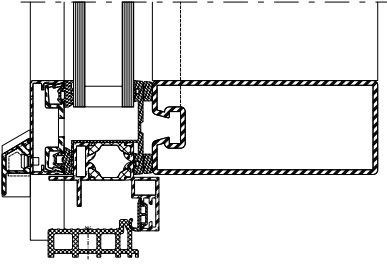
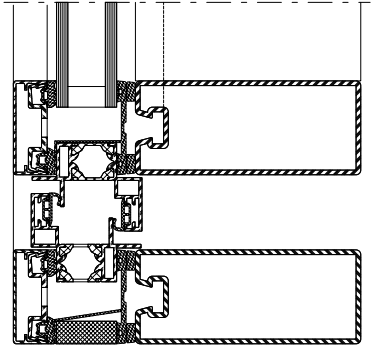
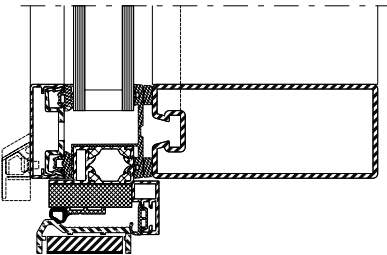
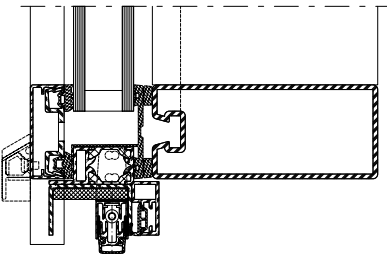
VISS façade

VISS façade

U_f-Werte
(nach EN ISO 10077-2:2018-01)

Valeurs U_f
(selon EN ISO 10077-2:2018-01)

U_f values
(according to EN ISO 10077-2:2018-01)

	Füllelementstärken Elements de remplissages Infill elements			
	≥ 27 mm	≥ 32 mm	≥ 37 mm	≥ 42 mm
	3.1 W/m ² K	2.9 W/m ² K	2.8 W/m ² K	2.7 W/m ² K
	2.9 W/m ² K	2.6 W/m ² K	2.5 W/m ² K	2.5 W/m ² K
	2.0 W/m ² K	2.1 W/m ² K	2.1 W/m ² K	2.0 W/m ² K
	3.0 W/m ² K	3.0 W/m ² K	3.0 W/m ² K	3.0 W/m ² K

VISS Fassade
VISS façade
VISS façade

Inhaltsverzeichnis

Sommaire

Content

VISS Fassade

VISS façade

VISS façade

Systemübersicht

Merkmale
Zulassungen
Systemausführungen

Sommaire du système

Caractéristiques
Homologations
Exécutions de système

Summary of system

Characteristics
Authorisations
System versions

2

Profilsortiment

Profile 50 und 60 mm
Deckprofile 50 und 60 mm

Assortiment de profilé

Profilés 50 et 60 mm
Profilés de recouvrement 50 et 60 mm

Range of profiles

Profiles 50 and 60 mm
Cover sections 50 and 60 mm

11

Konstruktions-Hinweise

Schnittpunkte
Konstruktionsdetails
Anschlüsse am Bau
System-Hinweise

Indications du construction

Coupes de détails
Détails de construction
Raccords au mur
Remarques concernant les systèmes

Construction instructions

Section details
Construction details
Attachment to structure
System instructions

19

Merkmale

Caractéristiques

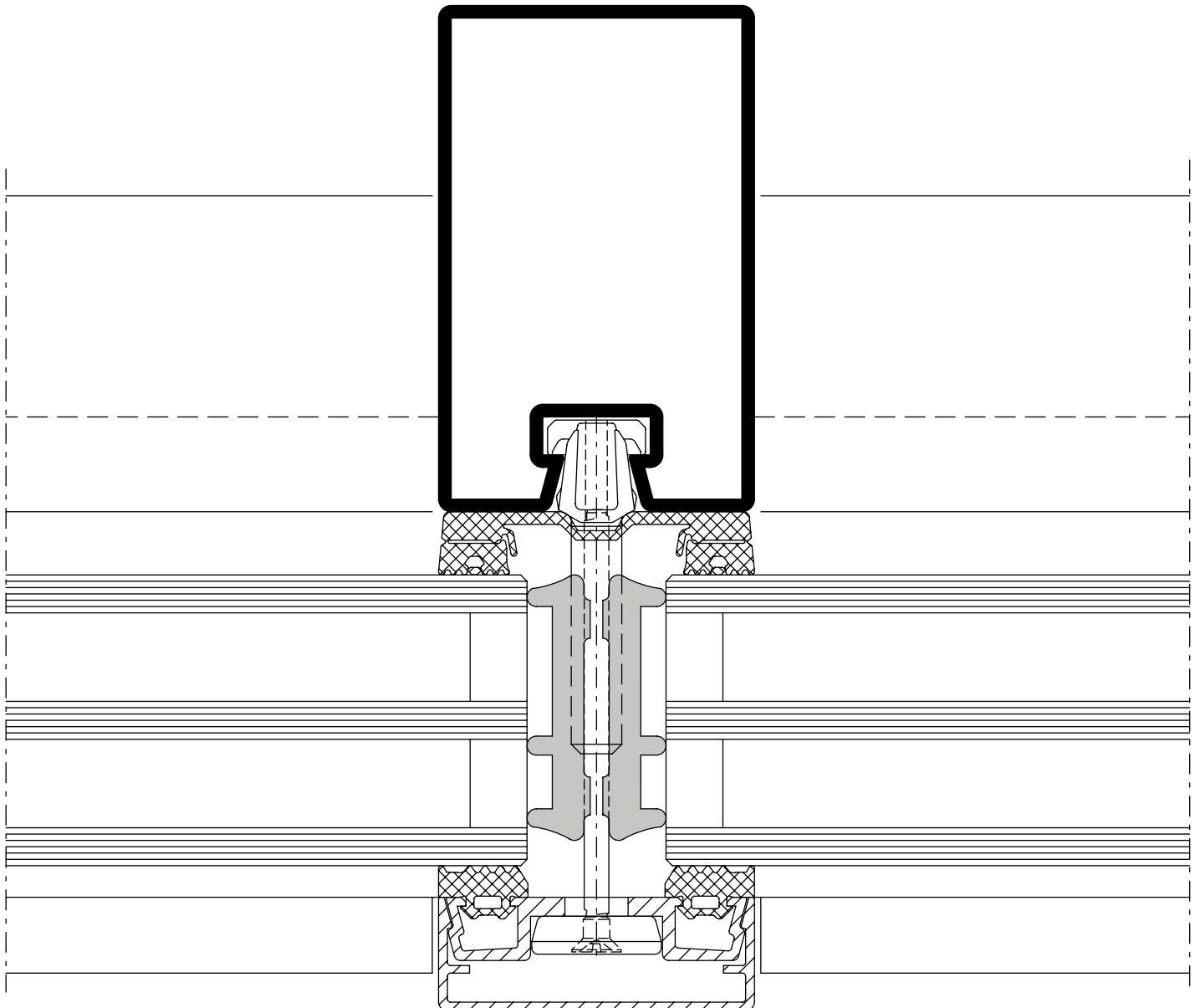
Characteristics

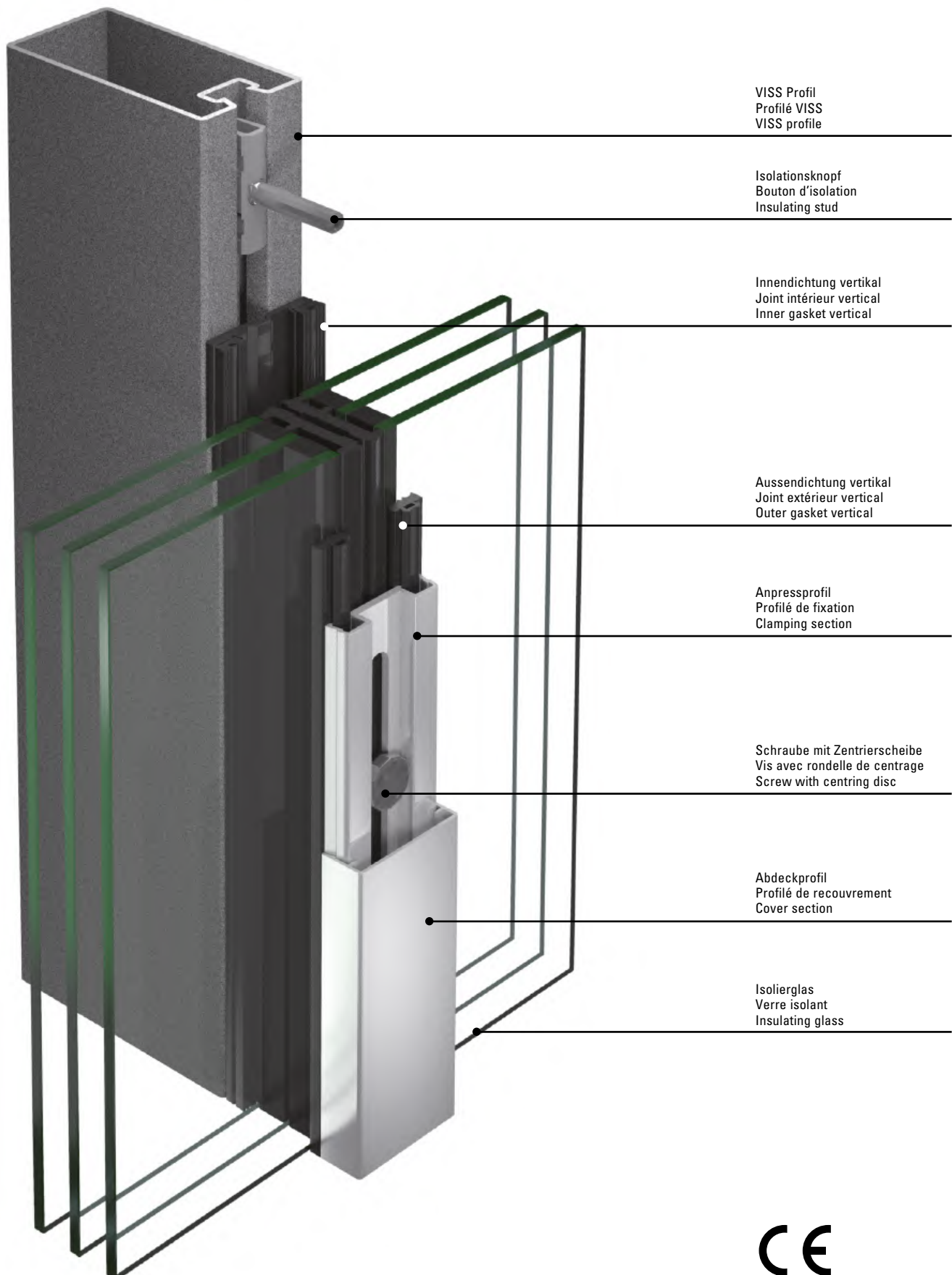
VISS Fassade

VISS façade

VISS façade












- CE-Kennzeichnung nach EN 13830 oder EN 14351-1
 - U_{CW} eingebaut Werte bis 0.73 W/m²K
 - U_f Werte bis 0.65 W/m²K
 - Ansichtsbreiten 50 und 60 mm
 - Füllelementstärken 6 bis 70 mm
 - Füllelementgewichte bis 1800 kg
Flügelgewichte bis 550 kg
 - Kombinierbar mit der Aufsatzkonstruktion VISS Basic, der Brandschutzlösung VISS Fire und der Einbruchhemmenden Variante VISS RC
- Marquage CE selon EN 13830 ou EN 14351-1
 - Valeurs U_{CW} (monté) jusqu'à 0.73 W/m²K
 - Valeurs U_f jusqu'à 0.65 W/m²K
 - Largeurs de face 50 et 60 mm
 - Éléments de remplissage de 6 à 70 mm d'épaisseur
 - Poids de remplissage jusqu'à 1800 kg
Poids du vantail jusqu'à 550 kg
 - Combinable avec la construction rapportée VISS Basic, la protection incendie VISS Fire et la variante anti-effraction VISS RC
- CE marking in accordance with EN 13830 or EN 14351-1
 - U_{CW} installed values to 0.73 W/m²K
 - U_f values to 0.65 W/m²K
 - 50 and 60 mm face widths
 - Infill panel thicknesses of 6 to 70 mm
 - Infill unit weights up to 1800 kg
Leaf weight up to 550 kg
 - Can be combined with the VISS Basic add-on construction, the VISS Fire fire protection solution and the VISS RC burglar-resistant version





Leistungseigenschaften
Caractéristiques de performance
Performance characteristics

VISS Fassade
 VISS façade
 VISS façade

Prüfungen (Prüfnorm) Essais (Norme d'essai) Tests (Test standard)	Klassifizierungs-Norm Norme de classification Classification standard	Werte Valeurs Values
 Schlagregendichtheit (EN 12155) Etanchéité à la pluie battante (EN 12155) Watertightness (EN 12155)	EN 12154	RE 1200
 Widerstand bei Windlast (EN 12179) Résistance à la pression du vent (EN 12179) Resistance to wind load (EN 12179)	EN 13116	Bemessungslast 2 kN/m ² Charge de calcul 2 kN/m ² Designed load 2 kN/m ²
 Luftdurchlässigkeit (EN 12153) Perméabilité à l'air (EN 12153) Air permeability (EN 12153)	EN 12152	Klasse AE Classe AE Class AE
 Wärmedurchgangskoeffizient (EN 13947) Transmission thermique (EN 13947) Thermal transmittance (EN 13947)	EN ISO 10077-2	ab $U_f > 0.65 \text{ W/m}^2\text{K}$ dès $U_f > 0.65 \text{ W/m}^2\text{K}$ from $U_f > 0.65 \text{ W/m}^2\text{K}$
 Schallschutz (EN ISO 140-3) Isolation phonique (EN ISO 140-3) Sound insulation (EN ISO 140-3)	EN ISO 717-1	R_w 47 dB (-1; -5) (C, Ctr)
 Einbruchhemmung Anti-effraction Burglar resistance	prEN 1627	RC2 / RC3 / RC4
 Durchschusshemmung (EN 1523) Résistance aux balles (EN 1523) Bullet proofing (EN 1523)	EN 1522	FB4 NS
 Stossfestigkeit Résistance au chocs Impact strength	EN 14019	Klasse E5 / I5 Classe E5 / I5 Class E5 / I5
 Brandverhalten Réaction au feu Reaction to fire	EN 13501-1	Klasse B Classe B Class B
 Längsschalldämmung Isolation acoustique longitudinale Insulation against flanking transmission	prEN ISO 10848-2 (4/2004)	vertikal 62 dB horizontal 59 dB
 Technische Regeln für die Verwendung von absturzsichernden Verglasungen Règlement technique pour la sécurité anti-chute des vitrages The technical regulations for protecting glazing against falling out	DIN 180008-4	Kategorie A Catégorie A Category A

Avis Technique (Frankreich)
Fassade VISS TV 1S
Zulassung Nr. 02/12-1501,
C.S.T.B. Marne la Vallée/FR

Avis Technique (France)
Façade VISS TV 1S
Autorisation no 02/12-1501,
C.S.T.B. Marne la Vallée/FR

Avis Technique (France)
Façade VISS TV 1S
Autorisation nr. 02/12-1501,
C.S.T.B. Marne la Vallée/FR

Klemmverbindung (Deutschland)
AbZ Z-14.4-459 (Isolationsknöpfe)

Jonction par serrage (Allemagne)
AbZ Z-14.4-459 (bouton d'isolation)

Clamp connection (Germany)
AbZ Z-14.4-459 (insulation studs)

CWCT-Test
Die Fassade wurde nach den
Anforderungen des CWCT geprüft.

Test CWCT
La façade a été contrôlée suivant les
exigences du CWCT.

CWCT test
The facades were certified in compliance
with the requirements of the CWCT.

Luftdurchlässigkeit/
Wasserdichtheit: PASS
Zulässige Windlast 2400 Pa
Sicherheitslast 3600 Pa

Perméabilité à l'air/
Étanchéité à l'eau: PASS
Charge du vent admissible 2400 Pa
Charge de sécurité 3600 Pa

Air permeability/
Watertightness: PASS
Permissible wind load 2400 Pa
Security load 3600 Pa

Passivhaus-Zertifikat

Certificat maison passive

Passive house certificate

ZERTIFIKAT
Zertifizierte Passivhaus-Komponente
Komponenten-ID 0157cw03 gültig bis 31. Dezember 2020

Passivhaus Institut
Dr. Wolfgang Feist
64283 Darmstadt
Deutschland

Kategorie: **Pfenzen-Riegel-Fassade**
Hersteller: **Jansen AG,
Oberriet SG,
Schweiz (Confederatio Helvetica)**
Produktname: **VISS HI**

Folgende Kriterien für die kühl-gemäßigte Klimazone wurden geprüft

Behaglichkeit $U_{CWP} = 0.80 \leq 0.80 \text{ W/(m}^2\text{K)}$
 $U_{CWP,isolated} \leq 0.85 \text{ W/(m}^2\text{K)}$
mit $U_g = 0.70 \text{ W/(m}^2\text{K)}$

Hygiene $f_{Rsi,25} \geq 0.70$

kühl-gemäßigtes Klima
PHA

Passivhaus Effizienzklasse PHA

ZERTIFIZIERTE KOMponente
Passive House Institute

www.passiv.de

CERTIFICATE
Certified Passive House Component
Component-ID 0157cw03 valid until 31st December 2020

Passive House Institute
Dr. Wolfgang Feist
64283 Darmstadt
Germany

Category: **Curtain Wall**
Manufacturer: **Jansen AG,
Oberriet SG,
Switzerland**
Product name: **VISS HI**

This certificate was awarded based on the following criteria for the cool, temperate climate zone

Comfort $U_{CWP} = 0.80 \leq 0.80 \text{ W/(m}^2\text{K)}$
 $U_{CWP,isolated} \leq 0.85 \text{ W/(m}^2\text{K)}$
with $U_g = 0.70 \text{ W/(m}^2\text{K)}$

Hygiene $f_{Rsi,25} \geq 0.70$

cool, temperate climate
PHA

Passive House efficiency class PHA

CERTIFIED COMPONENT
Passive House Institute

www.passivehouse.com

CERTIFICATE
Certified Passive House Component
Component-ID 0157cw03 valid until 31st December 2020

Passive House Institute
Dr. Wolfgang Feist
64283 Darmstadt
Germany

Category: **Curtain Wall**
Manufacturer: **Jansen AG,
Oberriet SG,
Switzerland**
Product name: **VISS HI**

This certificate was awarded based on the following criteria for the cool, temperate climate zone

Comfort $U_{CWP} = 0.80 \leq 0.80 \text{ W/(m}^2\text{K)}$
 $U_{CWP,isolated} \leq 0.85 \text{ W/(m}^2\text{K)}$
with $U_g = 0.70 \text{ W/(m}^2\text{K)}$


Hygiene $f_{Rsi,25} \geq 0.70$

cool, temperate climate
PHA

Passive House efficiency class PHA

CERTIFIED COMPONENT
Passive House Institute

www.passivehouse.com



VISS RC


- Ansichtsbreiten 50 mm und 60 mm
- Keine sichtbare Einbruchhemmung ist erkennbar
- RC Lösung kann im VISS Standard und VISS Basic angewendet werden
- Kombination der beiden Systeme mit RC ebenfalls möglich
- Einbruch- und Ausbruchhemmung nach EN 1627
- VISS RC Versionen sind mit den einbruchhemmenden Profillösungen bis RC3 für Janisol, Janisol HI, Arte und Janisol Primo im Fensterbereich sowie Janisol HI, Janisol im Türbereich kombinierbar

VISS RC

- Largeurs de face 50 mm et 60 mm
- Absence de protection anti-effraction visible détectable
- La solution RC peut être appliquée dans les versions VISS Standard et VISS Basic
- Combinaison possible des deux systèmes avec RC
- Anti-effraction et anti-évasion selon EN 1627
- Les versions VISS RC peuvent être combinées avec les solutions de profilés à protection anti-effraction jusqu'à RC3 pour Janisol, Janisol HI, Arte et Janisol Primo dans le domaine des fenêtres, et avec les profilés pour Janisol HI, Janisol dans le domaine des portes

VISS RC

- Face widths of 50 mm and 60 mm
- No "visible" burglar resistance
- RC solution can be applied in the VISS Standard and VISS Basic systems
- Combination of both systems with RC also possible
- Burglar and break-out resistance in accordance with EN 1627
- VISS RC versions can be combined with the burglar-resistant profile solutions up to RC3 for Janisol, Janisol HI, Arte and Janisol Primo in windows as well as Janisol HI and Janisol in doors



VISS HI

- Hochisolierte Stahlfassade in Pfosten-Riegel-Bauweise
- Passivhaus zertifizierte Komponente
- Ermöglicht ein nachhaltiges Bauen
- Geeignet für besonders hohe Ansprüche im Isolationsbereich

VISS HI

- Façade en acier hautement isolée à montage montants-traverses
- Composants certifiés Maison Passive
- Permet une construction durable
- Adapté à des exigences particulièrement hautes dans le domaine de l'isolation

VISS HI

- Highly insulated steel façade as mullion/transom construction
- Passive house-certified components
- Allows sustainable construction
- Suitable for particularly high insulation requirements



VISS flaches Deckprofil

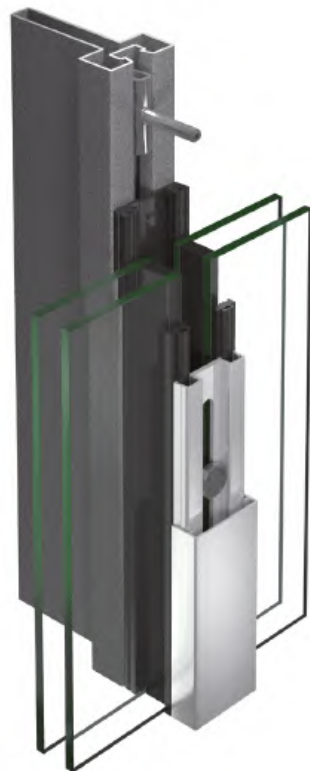
- Die wirtschaftliche Lösung für SG Optik
- Das Auge gleitet über die Fassade, ohne von signifikanten optischen Teilern abgelenkt zu werden
- Keine sichtbaren Schrauben
- Zweifarbig eloxierbar oder beschichtbar

VISS Profilé de recouvrement plat

- Solution économique pour l'optique SG
- L'œil parcourt la façade sans tomber sur des séparateurs optiques marqués
- Pas de vis visibles
- Capacité d'anodisation en deux couleurs ou au revêtement

VISS flat cover cap profile

- The economical solution for SG look
- The eye glides over the façade without being distracted by obtrusive visual dividers
- No visible screws
- Can be anodised or coated in two colours



VISS Linea / Personal Profiles

- Designprofil Linea mit filigraner Ansicht bei hoher statischer Leistung
- Für individuelle und ästhetische Ansprüche
- Ertüchtigung möglich durch eingeschobenen Flachstahl
- Profil integriert im vorhandenen VISS System und Anschluss ohne Benutzung von Sonderteilen

VISS Linea / Personal Profiles

- Profilé design Linea à face fine pour une haute performance statique
- Pour des exigences spécifiques et esthétiques
- Peut être renforcé par l'insertion de plaques en acier
- Profilé intégré dans le système VISS existant et raccordement sans utilisation de pièces spéciales

VISS Linea / Personal profiles

- Linea design profile with slimline sightlines and high structural performance
- For individual and aesthetic requirements
- Can be reinforced by inserting steel plates
- Profile integrated in existing VISS system and attachment without the use of special parts



VISS Sonnenschutz

- Abgestimmt auf das VISS System
- Im Sinne der Nachhaltigkeit erlaubt der Sonnenschutz eine energieeffiziente Planung
- Ein angenehmes Klima für die Nutzer durch den optimalen Sonnenschutz

VISS Protection solaire

- Adapté au système VISS
- Conformément au principe de durabilité, la protection solaire permet une planification qui tient compte de l'efficacité énergétique
- Climat agréable pour le personnel grâce à la protection solaire optimale

VISS sun shading

- Tailored to the VISS system
- In terms of sustainability, the sun shading facilitates energy-efficient planning
- Optimum sun shading provides a pleasant climate for the employees



VISS Fassadentür


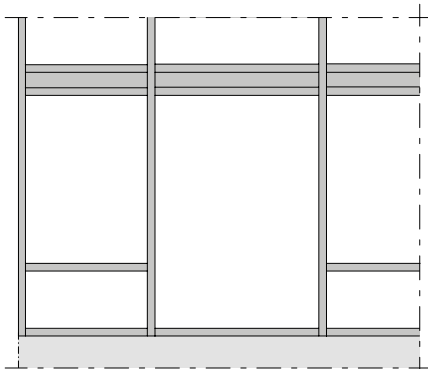

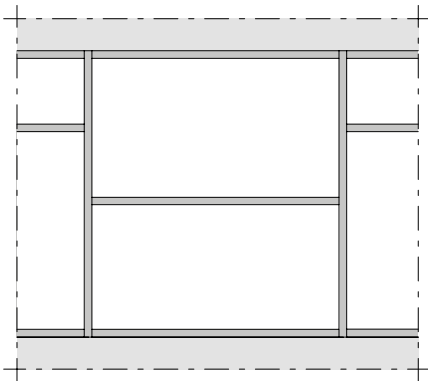

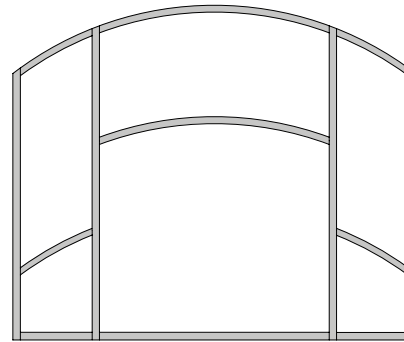
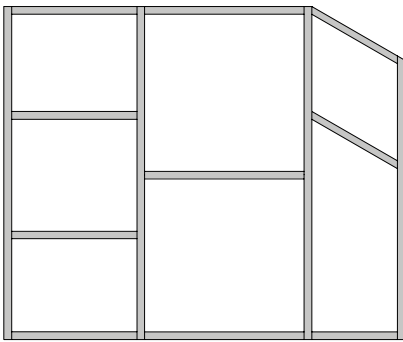
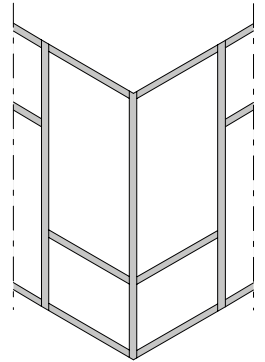
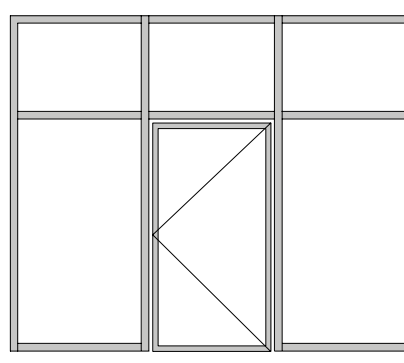

- Erscheinungsbild identisch mit Fassadenkonstruktion
- variable Türgrößen, je nach Profilwahl und Einsatzgebiet bis 6 m Höhe möglich
- Grossflächige Drehtür als Servicetür oder als Durchgang für Transportzwecke, z.B. bei Ausstellungen, Autohäuser, Museen, Atrien, etc.

VISS Porte de façade

- Se fond dans la construction de la façade
- Différentes dimensions de porte possibles jusqu'à une hauteur de 6 m suivant le choix du profilé et le domaine d'application
- Porte pivotante de grande surface servant de porte de service ou de passage pour transporter le nécessaire, par exemple pour les expositions, les garages, les musées, les atrioms, etc.

VISS façade door

- Appearance identical to façade construction
- Variable door sizes of up to 6 m in height possible depending on the choice of profiles and the area of use
- Large side-hung door as service door or as access route for transport purposes, e.g. for expeditions, car dealerships, museums, atrioms etc.



Jansen Docu Center

Die Plattform zum effizienten Arbeiten mit Jansen Dokumentationen. Im Jansen Docu Center stehen alle Produktinformationen jederzeit digital in der aktuellsten Version zur Verfügung: von Architekten-Informationen über Bestell- und Fertigungskatalogen bis hin zu Anleitungen und Prospekten sowie Videos.

Die Inhalte können einfach und schnell aufgerufen werden. Ein für den Anwender komfortables papierloses Arbeiten, das zahlreiche Vorteile bietet.

Download CAD Daten

DXF

DWG

Sie können die Zeichnungen in den Formaten DXF und/oder DWG herunterladen. Klicken Sie auf das entsprechende Icon und der Download erfolgt.

Die Hinweise «Artikelbibliothek/Türbeschläge/Fensterbeschläge» bedeuten, dass Sie mit einem Klick die gesamte Artikelbibliothek des entsprechenden Systems herunterladen (Profile, Beschläge, Glasleisten, Zubehör etc.).

Info und Beratung

Gerne beraten wir Sie persönlich und stehen Ihnen bei Fragen zur Verfügung. Bitte schreiben Sie uns Ihre Anliegen an: info@jansen.com

Jansen Docu Center

La plate-forme pour travailler efficacement avec les documentations Jansen. Le Jansen Docu Center met à votre disposition les informations sur les produits, en format numérique et dans une version actualisée: des catalogues de commande et de fabrication aux instructions et prospectus, en passant par les informations destinées aux architectes et vidéos.

Les contenus sont facilement et rapidement accessibles. Une manière de travailler confortable et offrant de nombreux avantages.

Télécharger fichiers DAO

DXF

DWG

Vous pouvez télécharger les dessins aux formats DXF et/ou DWG. Cliquez sur l'icône correspondante et le téléchargement s'effectuera.

Les indications «Bibliothèque des articles/Ferures de porte/Ferrures de fenêtres» signifie que vous téléchargez la totalité de la bibliothèque des articles du système donné (profilés, ferrures, parcloles, accessoires etc.).

Info et conseils

Nous vous conseillons volontiers individuellement et sommes à votre disposition si vous avez des questions à poser. Veuillez nous envoyer votre requête à: info@jansen.com

Jansen Docu Center

The platform for working efficiently with Jansen documentation. The latest version of all the product information is available digitally at any time in the Jansen Docu Center – from order and fabrication manuals to architect information, instructions and brochures and videos.

The content can be retrieved quickly and easily. The user can work conveniently without paper, which has numerous benefits.

Download CAD files

DXF

DWG

You can download the drawings in DXF and/or DWG format. Click on the relevant icon to begin the download.

The items «Article library/Door fittings/Window fittings» means that you download the entire article library for the corresponding system with one click (profiles, fittings, glazing beads, accessories etc.).

Information and advice

We would be delighted to provide you with advice in person and are available to answer any questions you may have. Please write to us with your queries at: info@jansen.com

Profile 50 mm (Masstab 1:3)

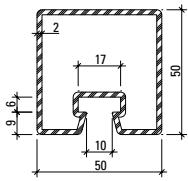
Profils 50 mm (échelle 1:3)

Profiles 50 mm (scale 1:3)

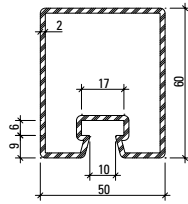
VISS Fassade

VISS façade

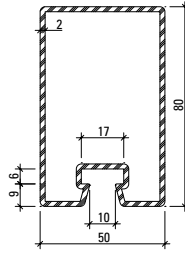
VISS façade



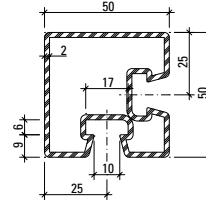
76.694
76.694 Z



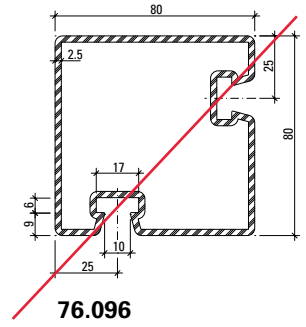
76.671
76.671 Z



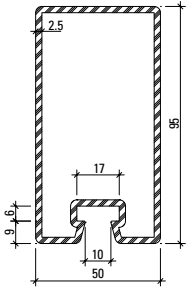
76.696
76.696 Z



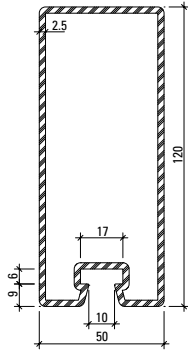
76.094



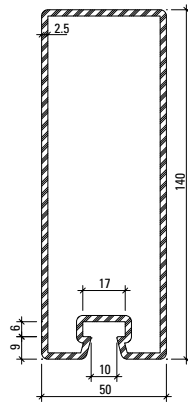
~~**76.096**~~



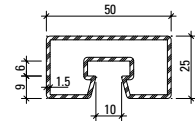
76.697
76.697 Z



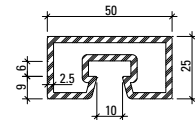
76.679
76.679 Z



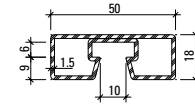
76.666
76.666 Z



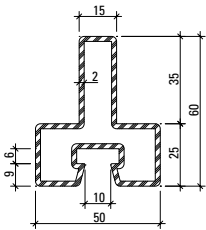
76.682



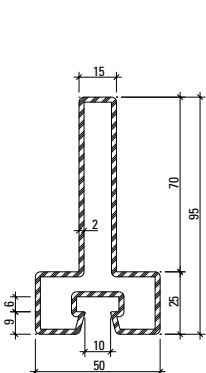
76.680



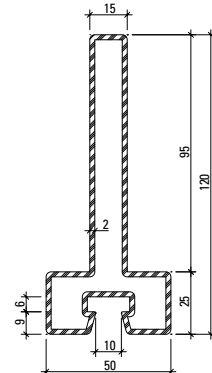
76.692



76.114



76.115



76.116

Profil-Nr.	G kg/m	F cm ²	I _x cm ⁴	W _x cm ³	I _y cm ⁴	W _y cm ³	U m ² /m	L mm
76.094	4,090	5,2	15,2	5,8	15,2	5,8	0,280	6000
76.096	7,437	9,5	83,8	20,5	83,8	20,5	0,391	6000
76.666	7,910	10,1	241,3	32,3	43,7	17,5	0,412	6500
76.671	3,860	4,9	23,3	7,2	17,3	6,9	0,260	6500
76.679	7,120	9,1	162,2	25,2	37,9	15,2	0,373	6500
76.680	3,390	4,3	3,2	2,4	11,1	4,4	0,182	6100
76.682	2,120	2,7	2,2	1,7	7,2	2,9	0,190	6000
76.692	1,900	2,5	0,9	1,0	5,9	2,4	0,176	6000
76.694	3,500	4,5	14,7	5,6	15,0	6,0	0,240	6500
76.696	4,450	5,7	47,6	11,1	21,9	8,8	0,300	6500
76.697	6,100	7,9	90,2	17,6	31,0	12,4	0,330	6500
76.114	3,820	4,9	15,4	4,1	9,8	3,9	0,251	6000
76.115	4,920	6,3	54,8	9,3	10,4	4,2	0,321	6000
76.116	5,710	7,3	105,0	14,3	10,8	4,3	0,371	6000

Profile 60 mm (Massstab 1:3)

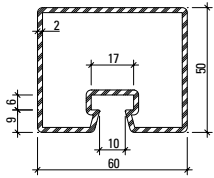
Profils 60 mm (échelle 1:3)

Profiles 60 mm (scale 1:3)

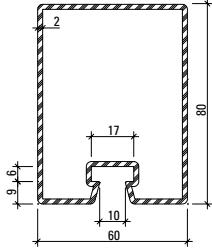
VISS Fassade

VISS façade

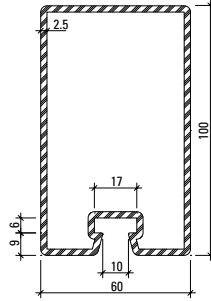
VISS façade



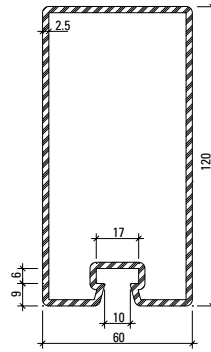
76.695
76.695 Z



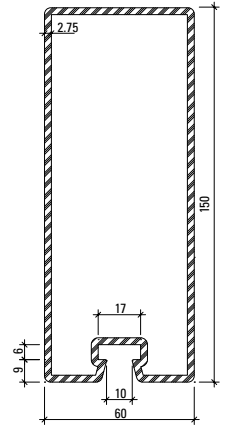
76.678
76.678 Z



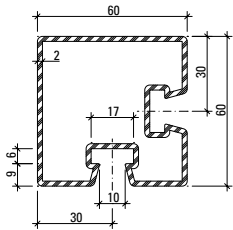
76.684
76.684 Z



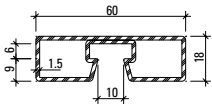
76.698
76.698 Z



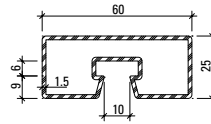
76.667
76.667 Z



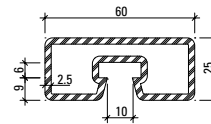
76.095



76.693



76.683

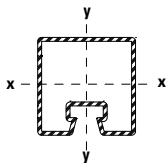


76.681

Artikelbibliothek
Bibliothèque des articles
Article library

DXF **DWG**

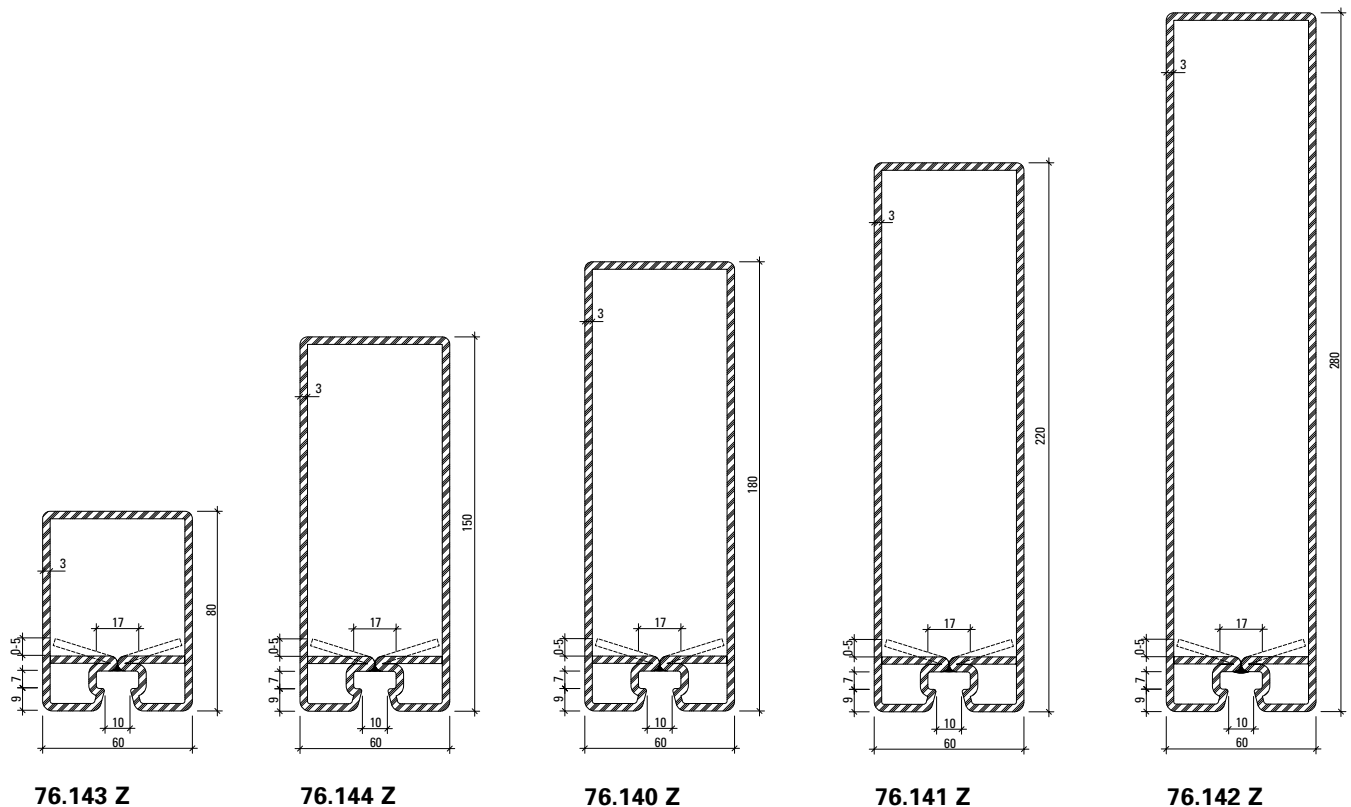
Stabachse
Axe de la barre
Bar axis



Profil-Nr.	G kg/m	F cm ²	I _x cm ⁴	W _x cm ³	I _y cm ⁴	W _y cm ³	U m ² /m	L mm
76.095	4,750	6,1	27,2	8,6	27,2	8,6	0,311	6000
76.667	9,530	12,1	342,8	43,0	75,1	25,0	0,452	6500
76.678	4,800	6,1	53,9	12,6	32,8	11,0	0,320	6500
76.681	3,790	4,8	3,8	2,9	17,3	5,8	0,202	6100
76.683	2,360	3,0	2,6	2,0	11,1	3,7	0,210	6000
76.684	6,730	8,6	114,1	21,3	48,3	16,1	0,352	6500
76.693	2,140	2,8	1,3	1,3	9,3	3,1	0,196	6000
76.695	3,800	4,9	17,2	6,5	22,9	7,6	0,260	6500
76.698	7,500	9,7	179,6	28,0	56,6	18,9	0,400	6500

Profile 60 mm (Masstab 1:3)
 Profils 60 mm (échelle 1:3)
 Profiles 60 mm (scale 1:3)

VISS Fassade
 VISS façade
 VISS façade



Aufgrund von Fertigungstoleranzen kann die Lage des Rückbogens von 0 bis 5 mm variieren.

En raison des tolérances de fabrication, la position du segment coudé peut varier de 0 à 5 mm.

Due to fabrication tolerances, the position of the rear arch may vary between 0 and 5 mm.

Oberfläche/Werkstoff

Artikel-Nr.

ohne Zusatz = blank

mit Z = bandverzinkter Stahl

Surface/Matériau

No. d'article

sans supplément = brut

avec Z = bandes d'acier zinguées

Surface/Material

Part no.

without addition = bright

with Z = galvanised strip

Artikelbibliothek
 Bibliothèque des articles
 Article library

DXF **DWG**

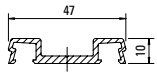
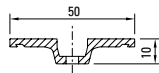
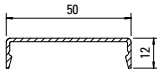
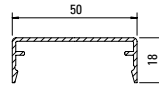
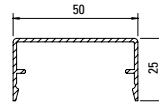
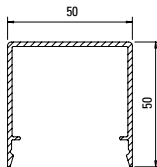
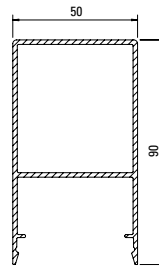
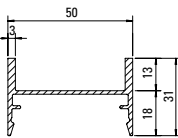
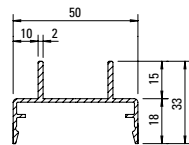
Profil-Nr.	G kg/m	F cm ²	I _x cm ⁴	W _x cm ³	I _y cm ⁴	W _y cm ³	U m ² /m	L mm
76.140 Z	12,946	16,47	649,2	64,3	100,0	33,2	0,516	8000
76.141 Z	14.833	18.87	1090,2	89,1	119,1	39,7	0,596	8000
76.142 Z	17,662	22,5	2041,7	132,7	148,4	49,5	0,716	10000
76.143 Z	8.340	10.62	80,4	17,9	50,8	16,9	0,316	6500
76.144 Z	11.630	14.82	406,0	47,9	85,0	28,3	0,456	6500

Deckprofile 50 mm (Masstab 1:3)**Profils de recouvrement 50 mm (échelle 1:3)****Cover sections 50 mm (scale 1:3)**

VISS Fassade

VISS façade

VISS façade

**407.800****407.821****407.823****407.860****407.861****407.862****407.863****407.864****407.900****407.911****Werkstoff**

Aluminium EN AW 6060 T66 roh, leicht eingeölt

Matériau

Aluminium EN AW 6060 T66 brut, légèrement huilé

Material

Aluminium EN AW 6060 T66 mill finish, slightly oiled

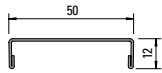
Profil-Nr.	G kg/m	U m ² /m	P m ² /m	L mm
407.800	0,414	0,160		6000
407.821	0,440	0,143	0,067	6000
407.823	0,076	0,043	0,019	6000
407.860	0,266	0,147	0,072	6000

Profil-Nr.	G kg/m	U m ² /m	P m ² /m	L mm
407.861	0,341	0,185	0,084	6000
407.862	0,394	0,213	0,098	6000
407.863	0,660	0,313	0,148	6000
407.864	1,344	0,360	0,228	6000
407.900	0,556	0,240	0,138	6000
407.911	0,510	0,245	0,146	6000

Deckprofile 50 mm (Massstab 1:3)
Profils de recouvrement 50 mm (échelle 1:3)
Cover sections 50 mm (scale 1:3)

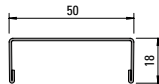
VISS Fassade
 VISS façade
 VISS façade

Edelstahl-Abdeckprofile
Werkstoff 1.4301 (AISI 304)
 geschliffen, Korn 220/240,
 mit Schutzfolie



400.860

Profilé de recouvrement acier Inox
Qualité 1.4301 (AISI 304)
 meulé, degré 220/240,
 avec feuille de protection

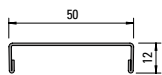


400.861

Stainless steel cover sections
Material 1.4301 (AISI 304)
 polished, grain 220/240,
 with protective film

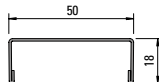


Edelstahl-Abdeckprofile
Werkstoff 1.4401 (AISI 316)
 geschliffen, Korn 220/240,
 mit Schutzfolie



400.862

Profilé de recouvrement acier Inox
Qualité 1.4401 (AISI 316)
 meulé, degré 220/240,
 avec feuille de protection



400.863

Stainless steel cover sections
Material 1.4401 (AISI 316)
 polished, grain 220/240,
 with protective film



Profil-Nr.	G kg/m	L mm
400.860	0,644	6000
400.861	0,734	6000

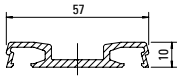
Profil-Nr.	G kg/m	L mm
400.862	0,652	6000
400.863	0,744	6000

Artikelbibliothek
 Bibliothèque des articles
 Article library

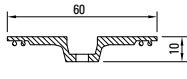
DXF **DWG**

Deckprofile 60 mm (Massstab 1:3)
Profils de recouvrement 60 mm (échelle 1:3)
Cover sections 60 mm (scale 1:3)

VISS Fassade
 VISS façade
 VISS façade



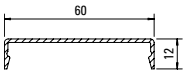
407.802



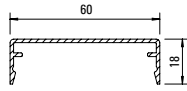
407.822



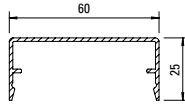
407.823



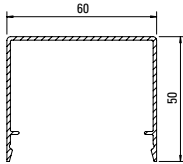
407.865



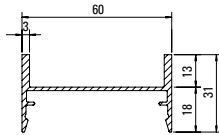
407.866



407.867



407.868



407.901

Werkstoff

Aluminium EN AW 6060 T66 roh, leicht eingeölt

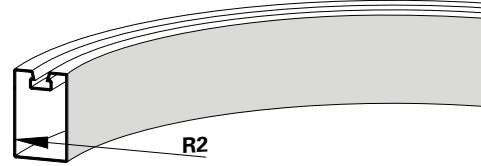
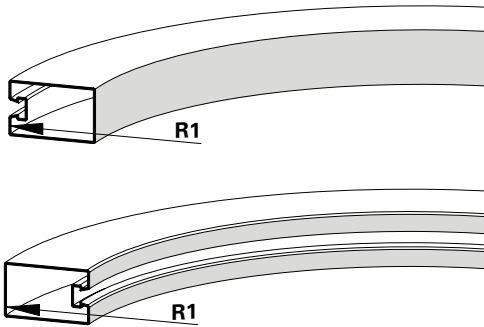
Matériau

Aluminium EN AW 6060 T66 brut, légèrement huilé

Material

Aluminium EN AW 6060 T66 mill finish, slightly oiled

Profil-Nr.	G kg/m	U m ² /m	P m ² /m	L mm
407.802	0,558	0,190		6000
407.822	0,530	0,163	0,051	6000
407.823	0,076	0,043	0,019	6000
407.865	0,304	0,167	0,082	6000
407.866	0,379	0,205	0,094	6000
407.867	0,432	0,223	0,108	6000
407.868	0,750	0,330	0,160	6000
407.901	0,590	0,255	0,148	6000



Profil Profilé Profile	R1 mm	R2 mm
76.666	3000	1000
76.667	3800	2000
76.671	1000	1000
76.678	2000	1100
76.679	2600	1000
76.684	2200	1300
76.694	700	700
76.695	1300	1000
76.696	2000	800
76.697	2200	900
76.698	2500	2500

Profil Profilé Profile	R1 mm	R2 mm
76.680	500	500
76.681	500	500
76.683	700	750
76.692	600	
76.693	600	

Hinweis:

Alle Profile sind auch in verzinkter Ausführung (Z) biegebar.

Beim Biegen von engen Radien kann sich die VISS-Nute verjüngen.

Remarque:

Tous les profilés sont également cintrables en exécution galvanisée (Z).

La rainure VISS peut s'amincir lors du cintrage pour des rayons serrés.

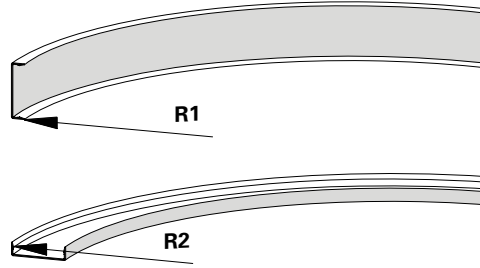
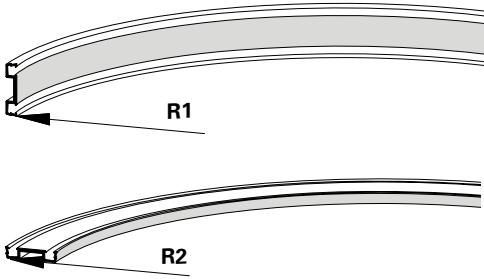
Note:

All profiles can also be bent into curves in the galvanised finish (Z).

The VISS flute might be tapered down when bending narrow radii.

Biegeradien
Travaux de cintrage
Bending data

VISS Fassade
 VISS façade
 VISS façade



Profil Profilé Profile	R1 mm	R2 mm
400.800	800	1500
400.800 Z	800	1200
400.801 Z	800	1800
400.802	800	1500
400.802 Z	800	1500
400.803 Z	800	1800
407.800	500	1050
407.802	500	1100

Profil Profilé Profile	R1 mm	R2 mm
407.815	500	700
407.860	500	850
407.861	500	950
407.862	700	1250
407.865	500	1250
407.866	700	1300
407.867	700	1300

Schnittpunkte	Coupe de détails	Section details
Pfosten/Riegel-Details 50 mm	Détails montant/traverse 50 mm	Details mullion/transom 50 mm
Segment-Verglasung 50 mm	Vitrage segmenté 50 mm	Segmental glazing 50 mm
VISS Linea 50 mm	VISS Linea 50 mm	VISS Linea 50 mm
Flaches Deckprofil 50 mm	Profilé de recouvrement plat 50 mm	Flat cover cap 50 mm
VISS Linea 50 mm	VISS Linea 50 mm	VISS Linea 50 mm
Einfachverglasung 50 mm	Vitrage simple 50 mm	Single glazing 50 mm
Pfosten/Riegel-Details 60 mm	Détails montant/traverse 60 mm	Details mullion/transom 60 mm
Segment-Verglasung 60 mm	Vitrage segmenté 60 mm	Segmental glazing 60 mm
Flaches Deckprofil 60 mm	Profilé de recouvrement plat 60 mm	Flat cover cap 60 mm
Einfachverglasung 60 mm	Vitrage simple 60 mm	Single glazing 60 mm

Konstruktions-Details	Détails de constructions	Construction details
Einsatzelement Janisol HI	Élément de remplissage Janisol HI	Infill element Janisol HI
Einsatzelement Janisol-Türe	Élément de remplissage porte Janisol	Infill element Janisol door
Einsatzelement Janisol Primo	Élément de remplissage Janisol Primo	Infill element Janisol Primo
Einsatzelement Janisol Arte	Élément de remplissage Janisol Arte	Infill element Janisol Arte
Aussenecke 90°	Angle extérieur 90°	Outer corner 90°
Aussenecke 135°	Angle extérieur 135°	Outer corner 135°
Innenecke 135°	Angle intérieur 135°	Inner corner 135°

Anschlüsse am Bau	Raccords au mur	Attachment to structure
System-Hinweise	Indications du système	System instructions
U _f -Werte nach EN 10077-2	Valeurs U _f selon EN 10077-2	U _f values according to EN 10077-2

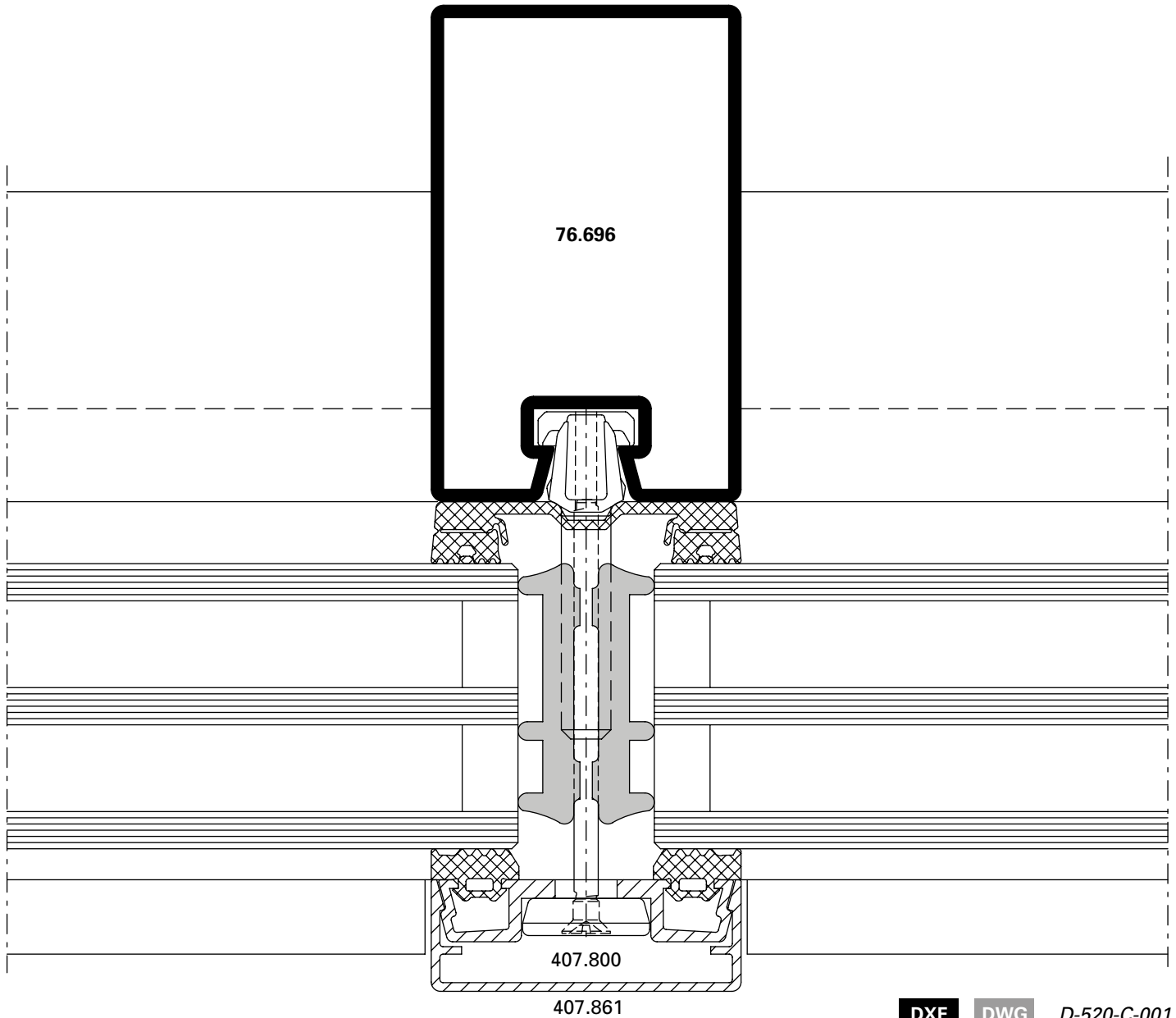
Schnittpunkte im Massstab 1:1
Coupe de détails à l'échelle 1:1
Section details on scale 1:1

VISS Fassade
VISS façade
VISS façade

VISS HI
Pfosten-Detail
Ansichtsbreite 50 mm

VISS HI
Détail du montant
Largeur de face 50 mm

VISS HI
Detail of mullion
Width 50 mm



DXF **DWG** D-520-C-001

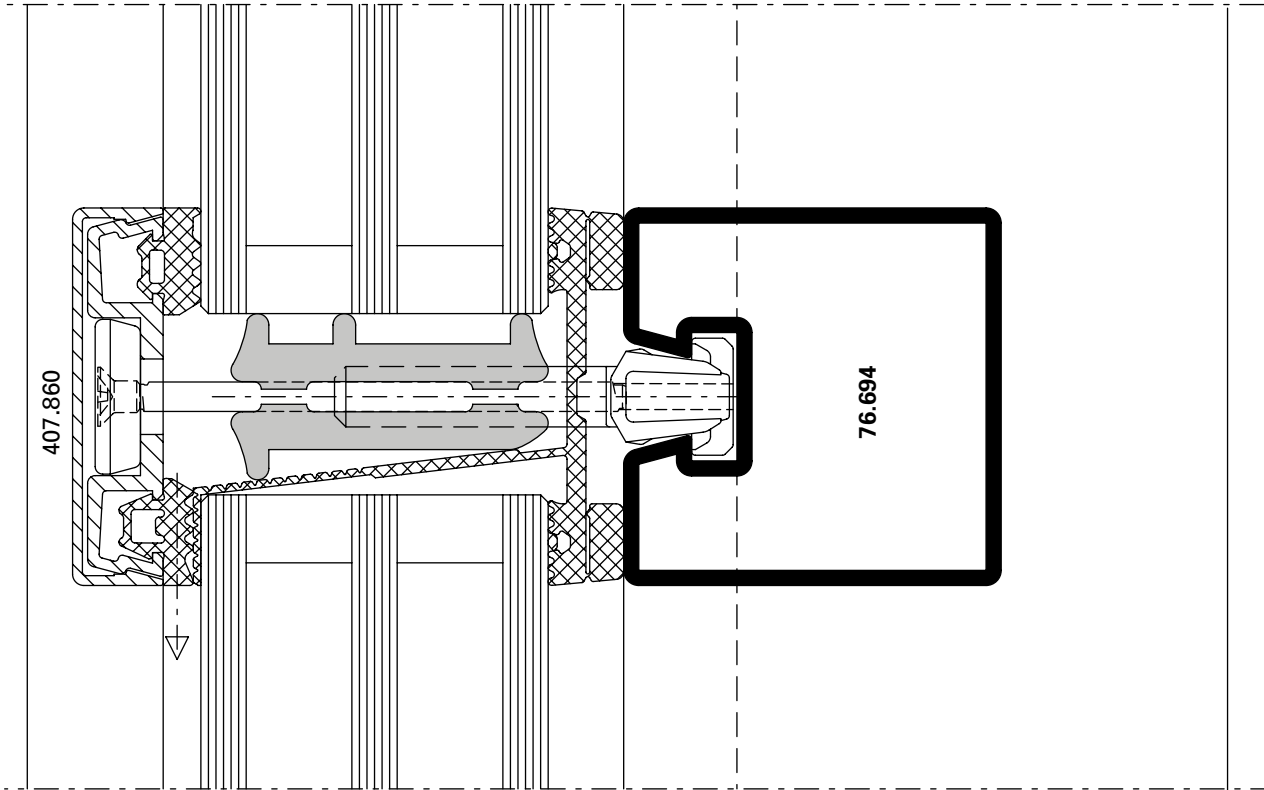
Schnittpunkte im Masstab 1:1
Coupe de détails à l'échelle 1:1
Section details on scale 1:1

VISS Fassade
VISS façade
VISS façade

VISS HI
Riegel-Detail
Ansichtsbreite 50 mm

VISS HI
Détail de la traverse
Largeur de face 50 mm

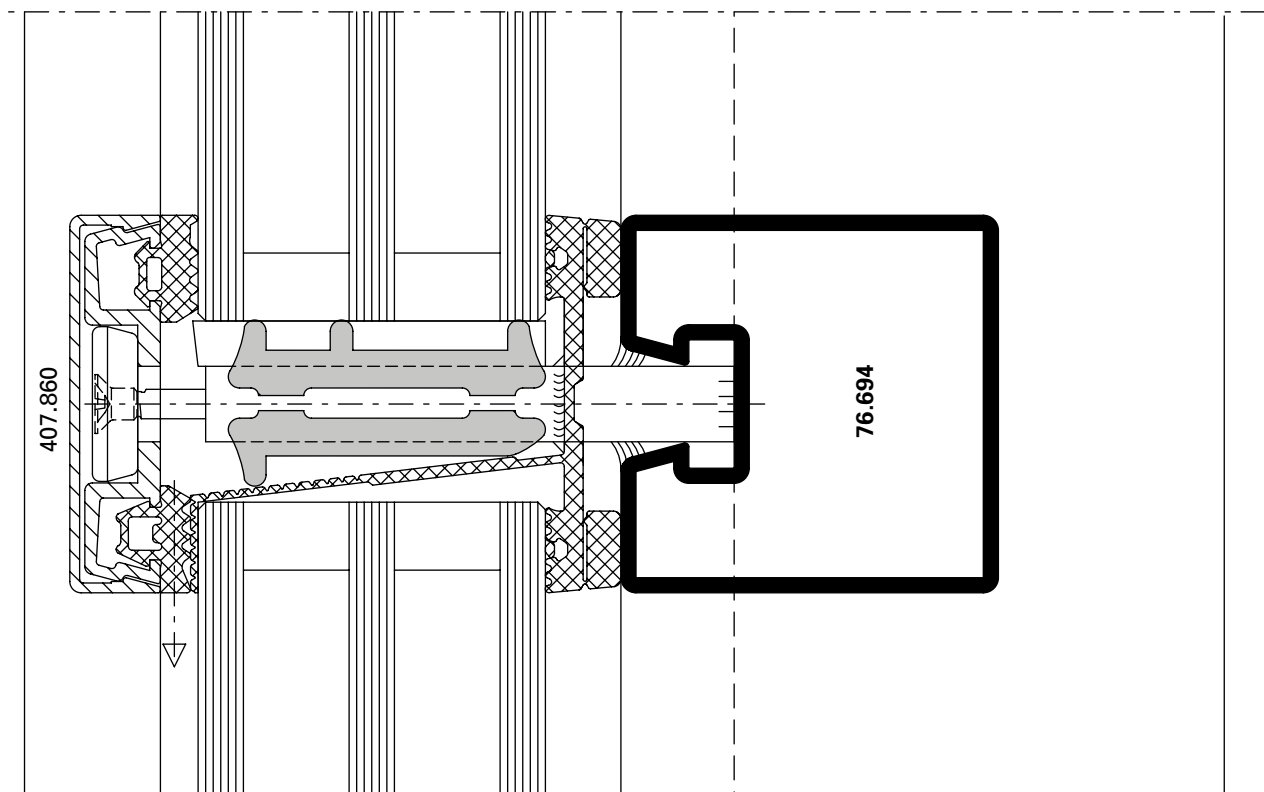
VISS HI
Detail of transom
Width 50 mm



D-520-C-002

DWG

DXF



D-520-C-003

DWG

DXF

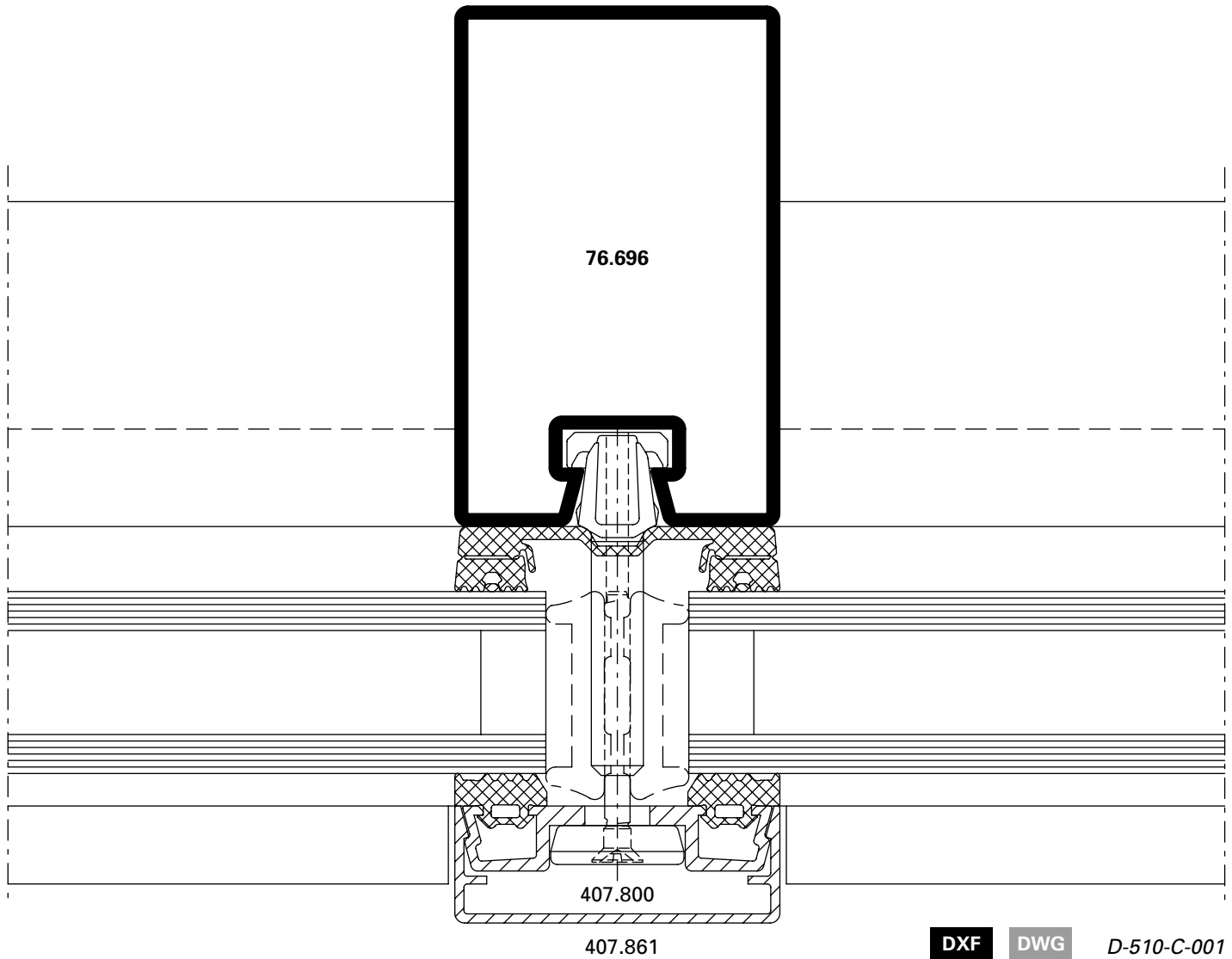
Schnittpunkte im Massstab 1:1
Coupe de détails à l'échelle 1:1
Section details on scale 1:1

VISS Fassade
VISS façade
VISS façade

Pfosten-Detail
Ansichtsbreite 50 mm

Détail du montant
Largeur de face 50 mm

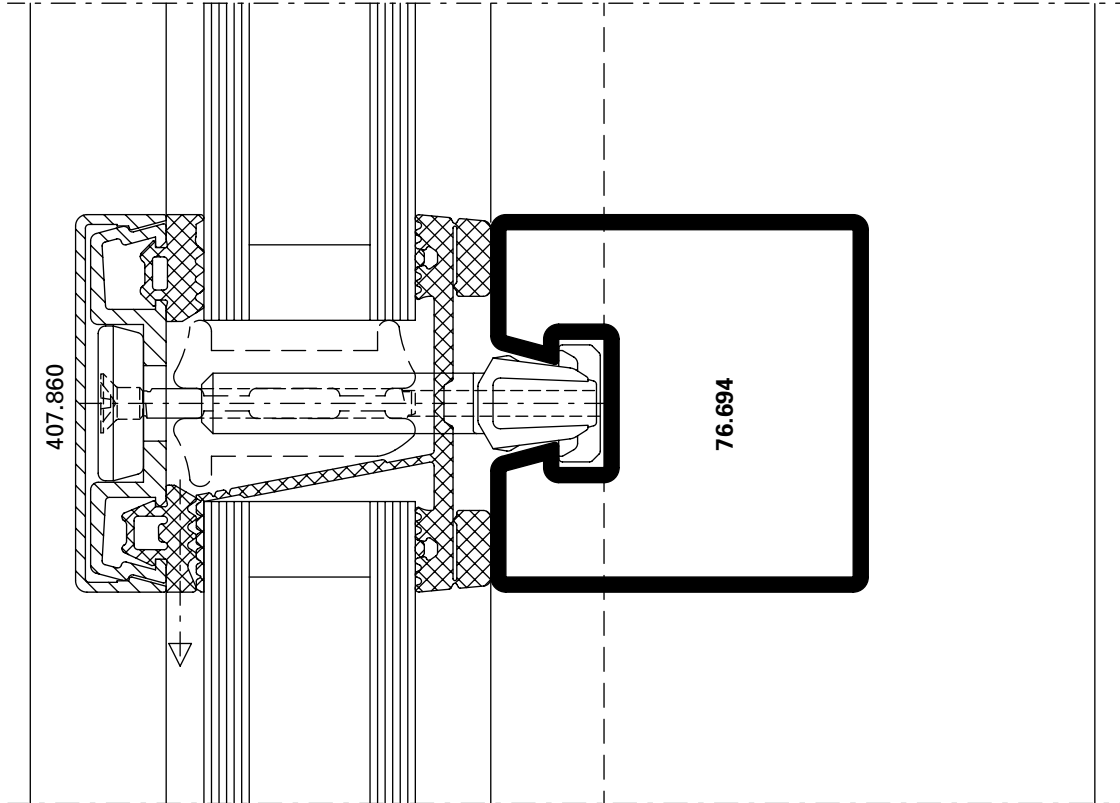
Detail of mullion
Width 50 mm



Riegel-Detail
Ansichtsbreite 50 mm

Détail de la traverse
Largeur de face 50 mm

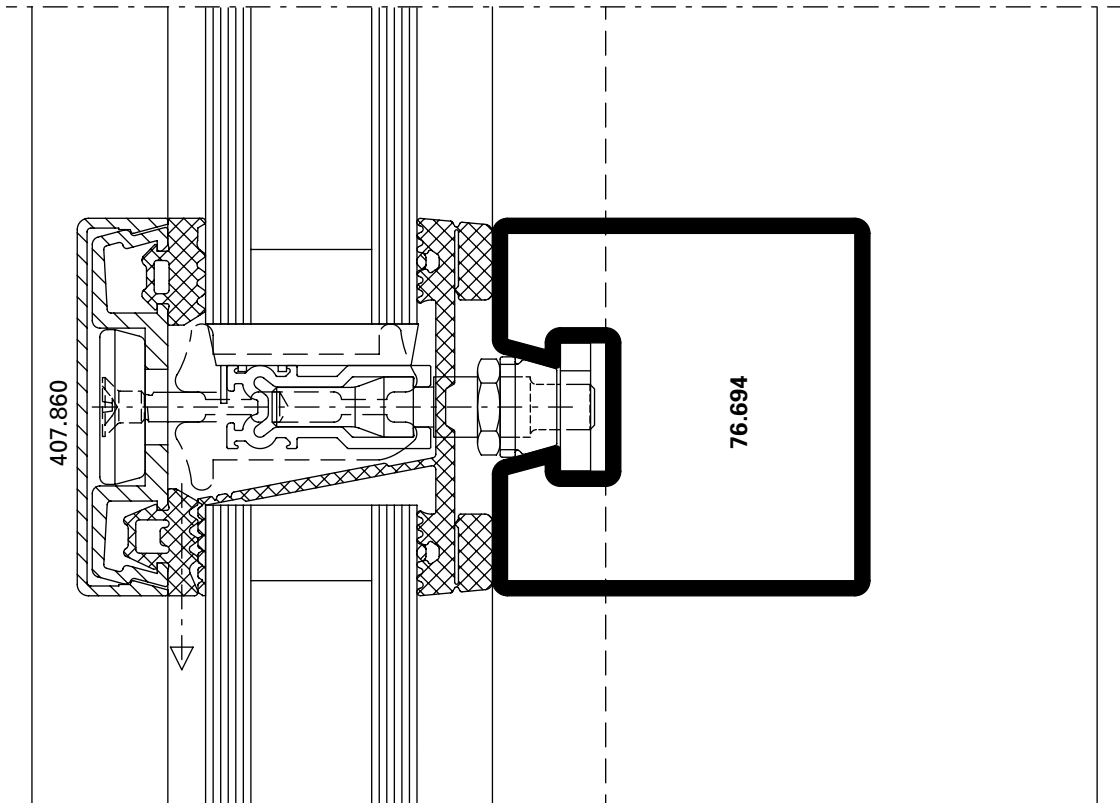
Detail of transom
Width 50 mm



D-510-C-002

DWG

DXF



D-510-C-003

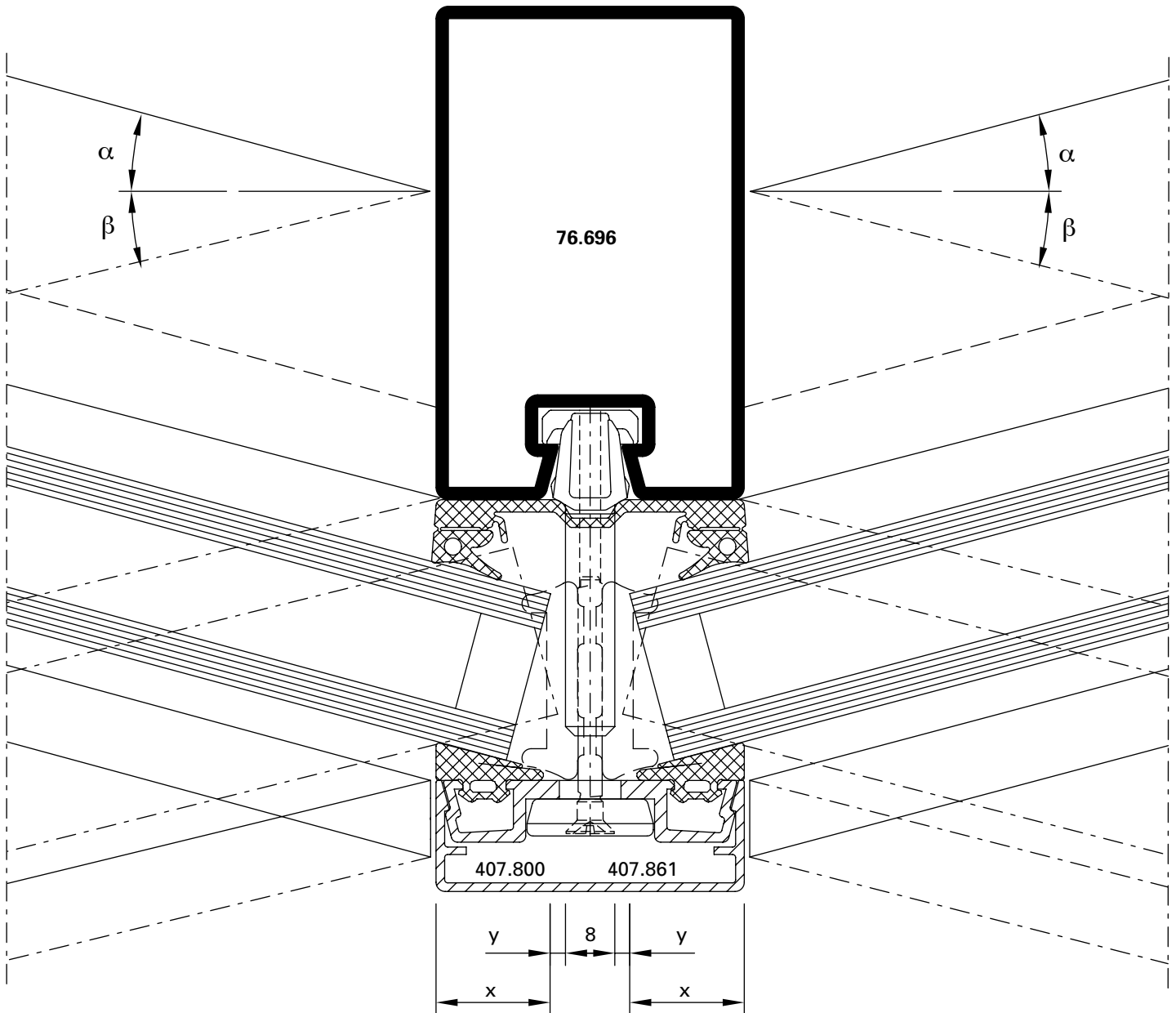
DWG

DXF

Pfosten-Detail
 Segmentverglasung 50 mm

Détail du montant
 Vitrage segmenté 50 mm

Detail of mullion
 Segmental glazing, width 50 mm



DXF DWG D-510-C-004

α β	Füllelement- dicke	X (max) mm	Y (min) mm
0 – 5°	20 – 45 mm	16	5
5 – 10°	20 – 35 mm	18	3
10 – 15°	20 – 24 mm	18	3

α β	Epaisseur du remplissage	X (max) mm	Y (min) mm
0 – 5°	20 – 45 mm	16	5
5 – 10°	20 – 35 mm	18	3
10 – 15°	20 – 24 mm	18	3

α β	Thickness of glass/panel	X (max) mm	Y (min) mm
0 – 5°	20 – 45 mm	16	5
5 – 10°	20 – 35 mm	18	3
10 – 15°	20 – 24 mm	18	3

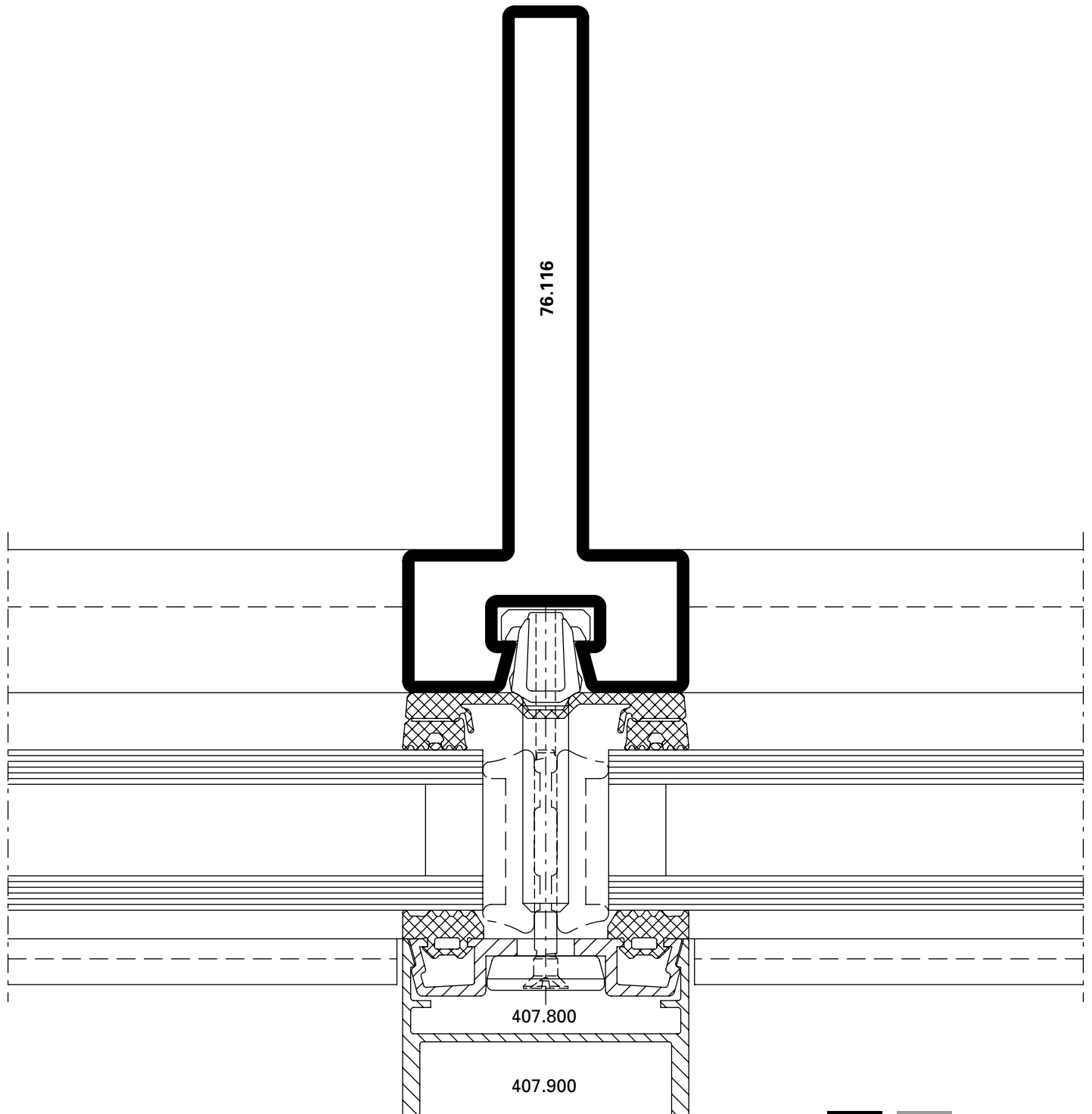
Schnittpunkte im Massstab 1:1
Coupe de détails à l'échelle 1:1
Section details on scale 1:1

VISS Fassade
VISS façade
VISS façade

Pfosten-Detail VISS Linea
Ansichtsbreite 50 mm

Détail du montant VISS Linea
Largeur de face 50 mm

Detail of mullion VISS Linea
Width 50 mm



DXF DWG D-510-C-016

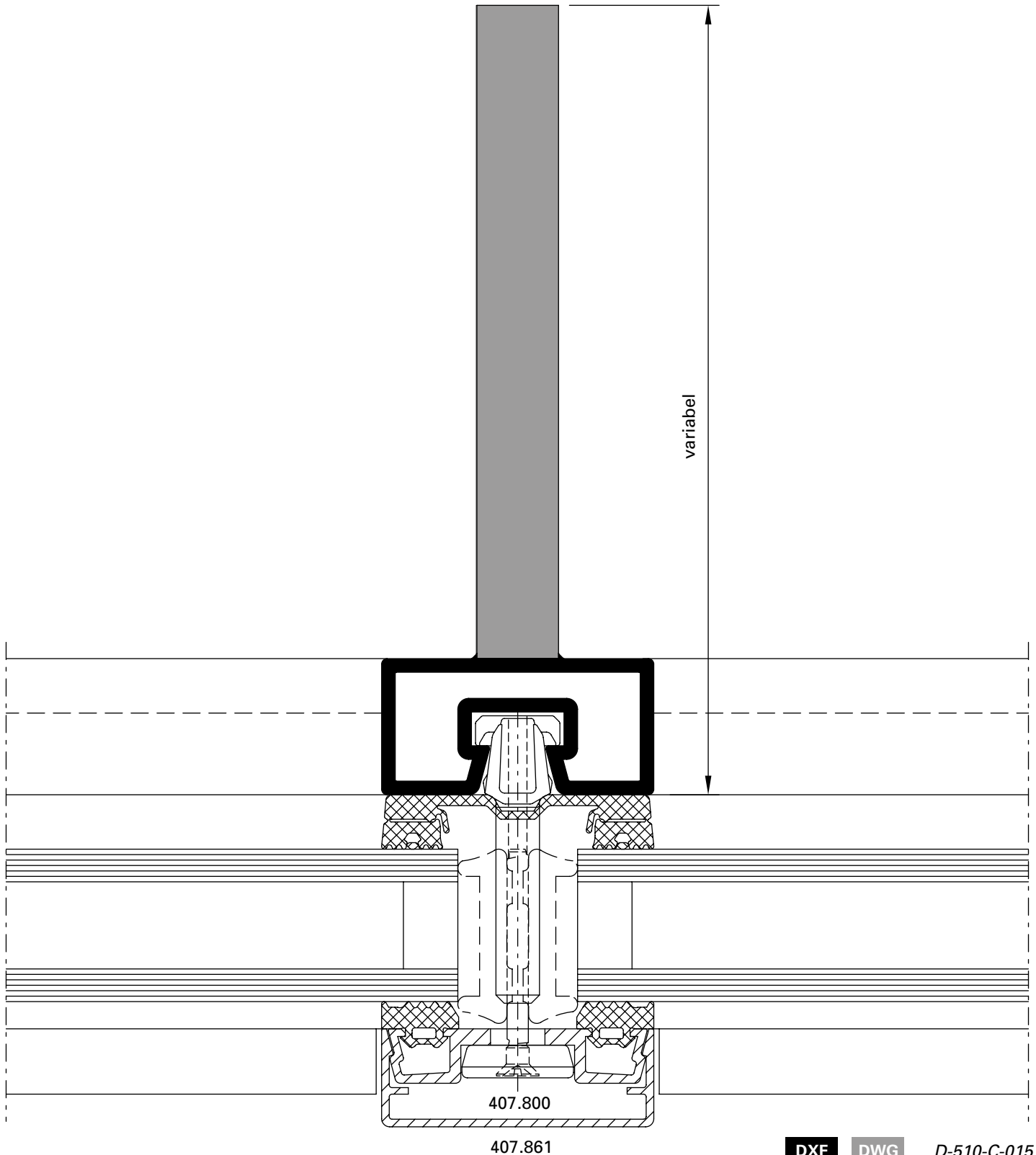
Schnittpunkte im Massstab 1:1
Coupe de détails à l'échelle 1:1
Section details on scale 1:1

VISS Fassade
VISS façade
VISS façade

Pfosten-Detail VISS Linea
Lasergeschweisst
Ansichtsbreite 50 mm

Détail du montant VISS Linea
Soudage au laser
Largeur de face 50 mm

Detail of mullion VISS Linea
Laser welding
Width 50 mm



DXF

DWG

D-510-C-015

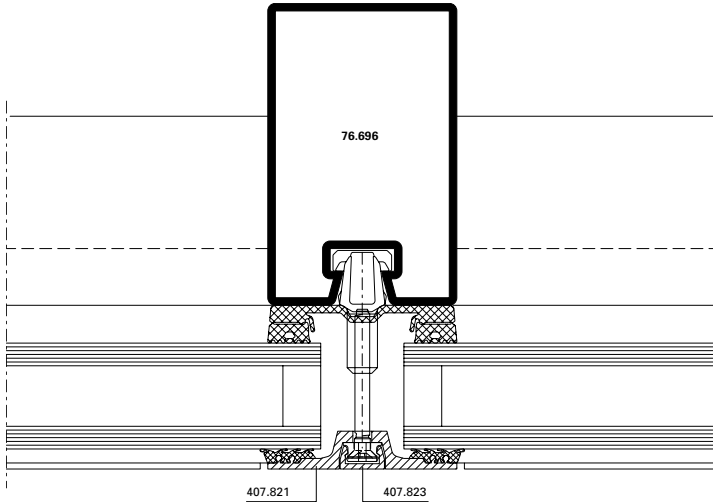
Schnittpunkte im Massstab 1:2
Coupe de détails à l'échelle 1:2
Section details on scale 1:2

VISS Fassade
VISS façade
VISS façade

Pfosten-Detail
Flaches Deckprofil
Ansichtsbreite 50 mm

Détail du montant
Profilé de recouvrement plat
Largeur de face 50 mm

Detail of mullion
Flat cover cap
Width 50 mm



DXF

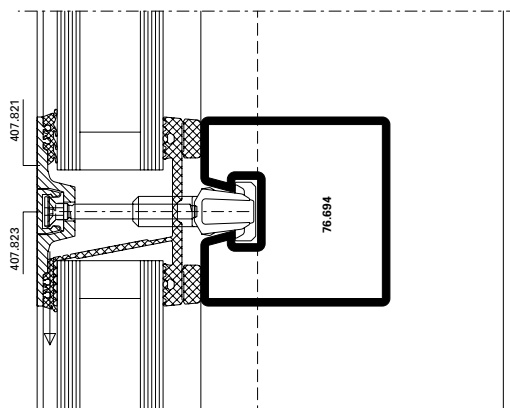
DWG

D-510-C-017

Riegel-Detail
Flaches Deckprofil
Ansichtsbreite 50 mm

Détail de la traverse
Profilé de recouvrement plat
Largeur de face 50 mm

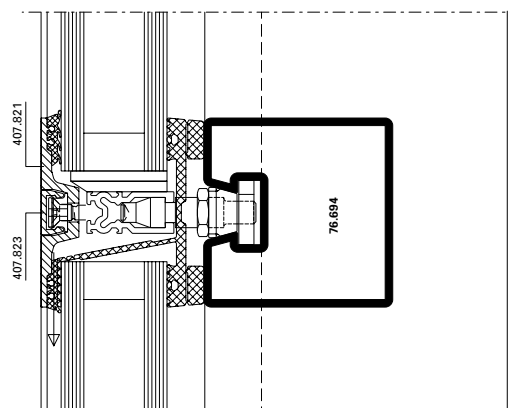
Detail of transom
Flat cover cap
Width 50 mm



D-510-C-018

DWG

DXF



D-510-C-019

DWG

DXF

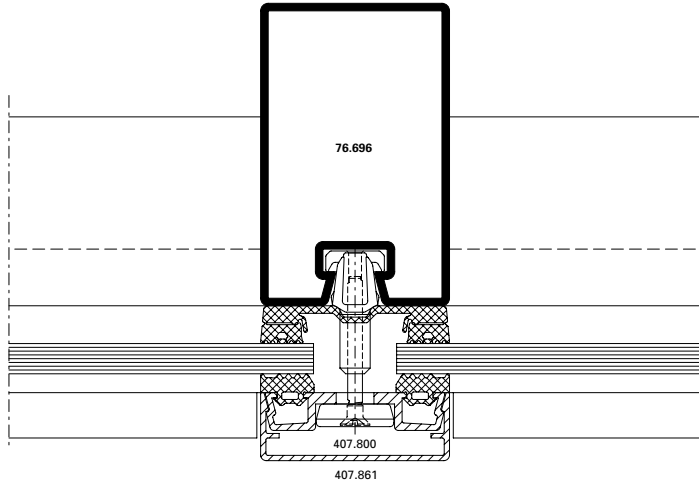
Schnittpunkte im Massstab 1:2
Coupe de détails à l'échelle 1:2
Section details on scale 1:2

VISS Fassade
VISS façade
VISS façade

Pfosten-Detail
Einfachverglasung
Ansichtsbreite 50 mm

Détail du montant
Vitrage simple
Largeur de face 50 mm

Detail of mullion
Single glazing
Width 50 mm

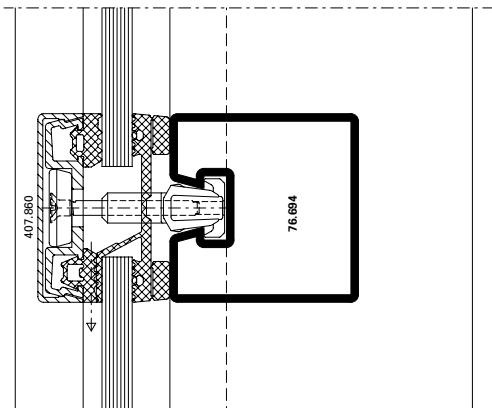


DXF **DWG** D-510-C-012

Riegel-Detail
Einfachverglasung
Ansichtsbreite 50 mm

Détail de la traverse
Vitrage simple
Largeur de face 50 mm

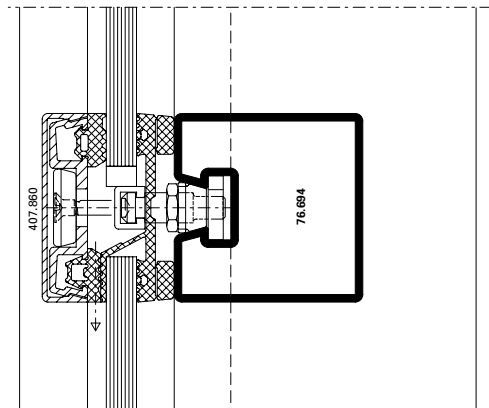
Detail of transom
Single glazing
Width 50 mm



D-510-C-013

DWG

DXF



D-510-C-014

DWG

DXF

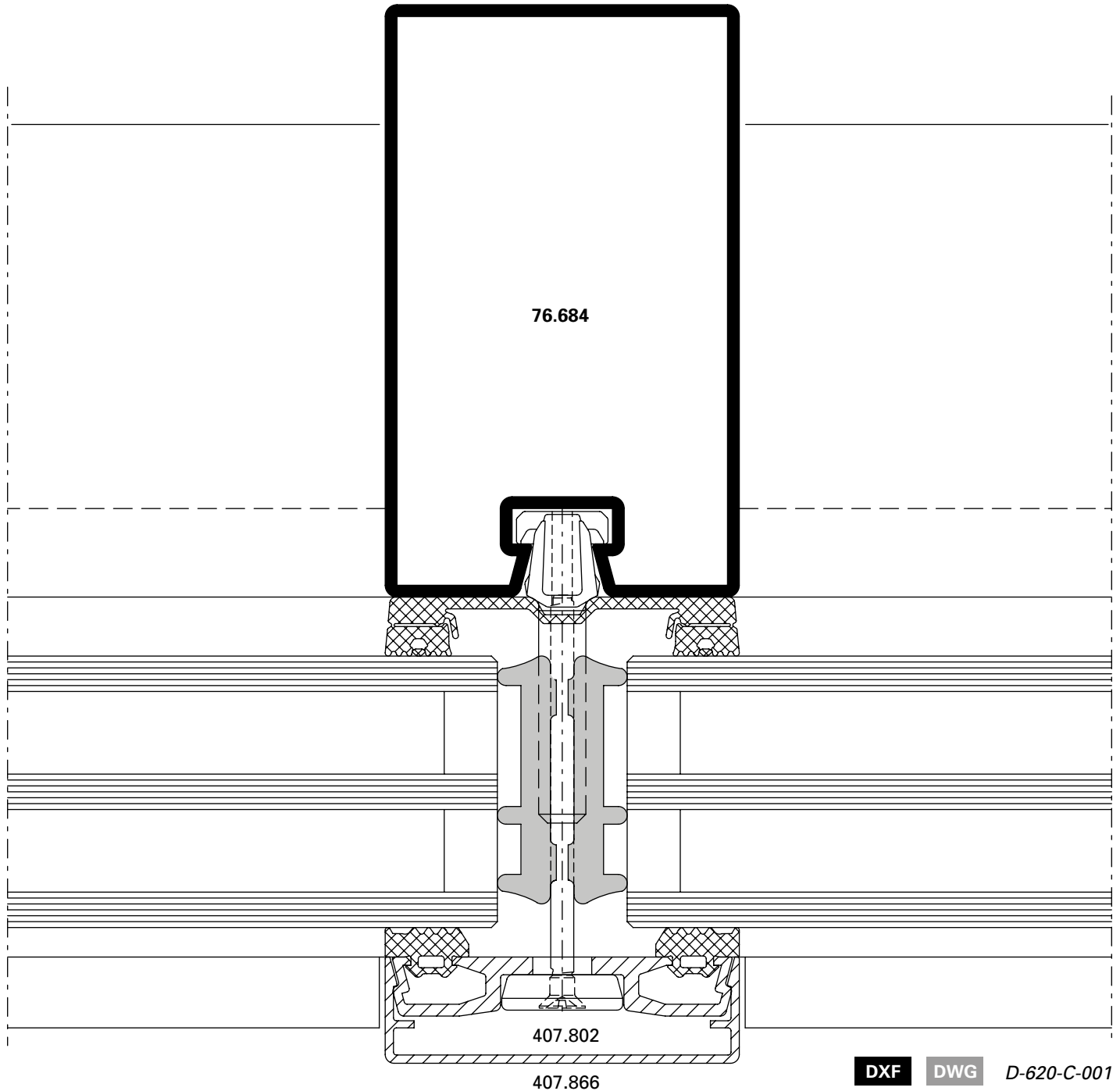
Schnittpunkte im Massstab 1:1
Coupe de détails à l'échelle 1:1
Section details on scale 1:1

VISS Fassade
VISS façade
VISS façade

VISS HI
Pfosten-Detail
Ansichtsbreite 60 mm

VISS HI
Détail du montant
Largeur de face 60 mm

VISS HI
Detail of mullion
Width 60 mm



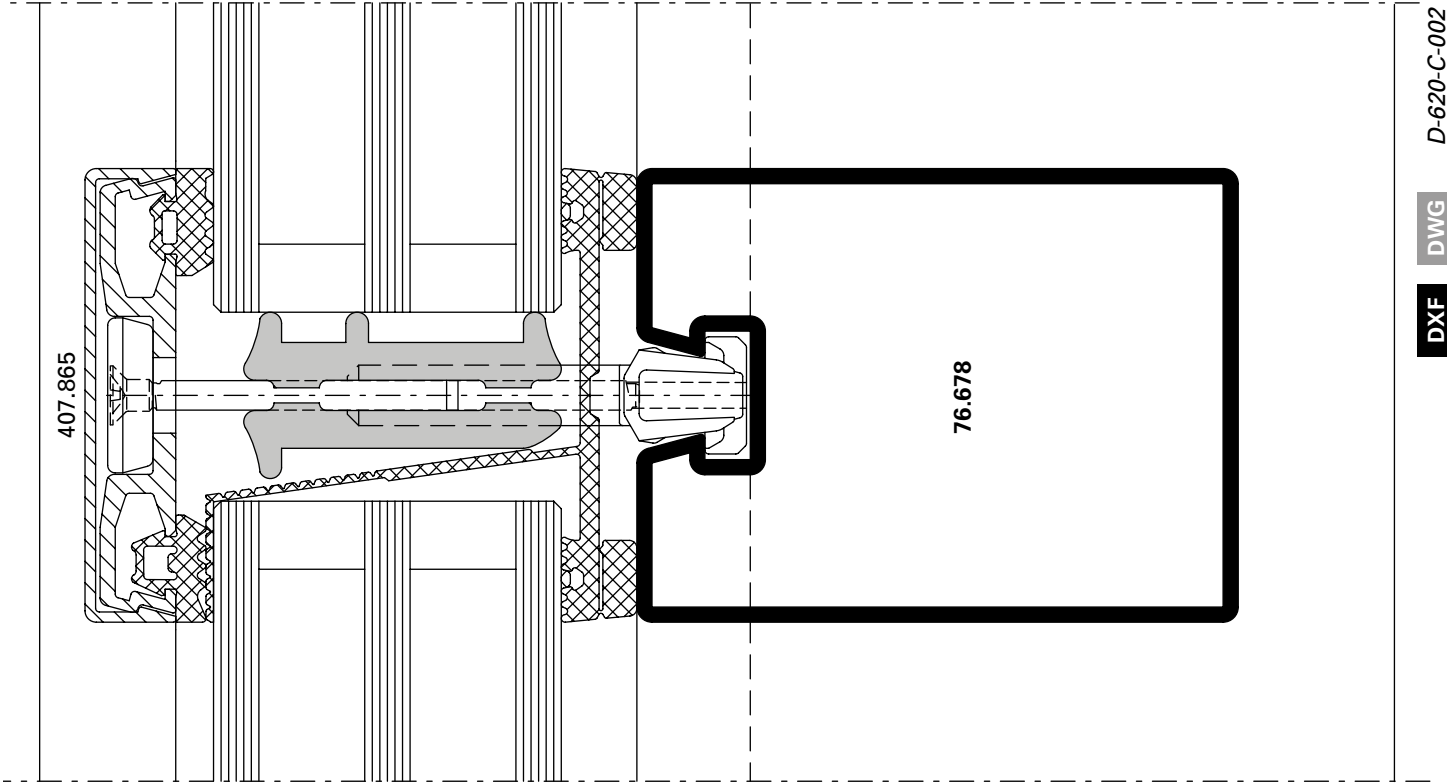
Schnittpunkte im Massstab 1:1
Coupe de détails à l'échelle 1:1
Section details on scale 1:1

VISS Fassade
VISS façade
VISS façade

VISS HI
Riegel-Detail
Ansichtsbreite 60 mm

VISS HI
Détail de la traverse
Largeur de face 60 mm

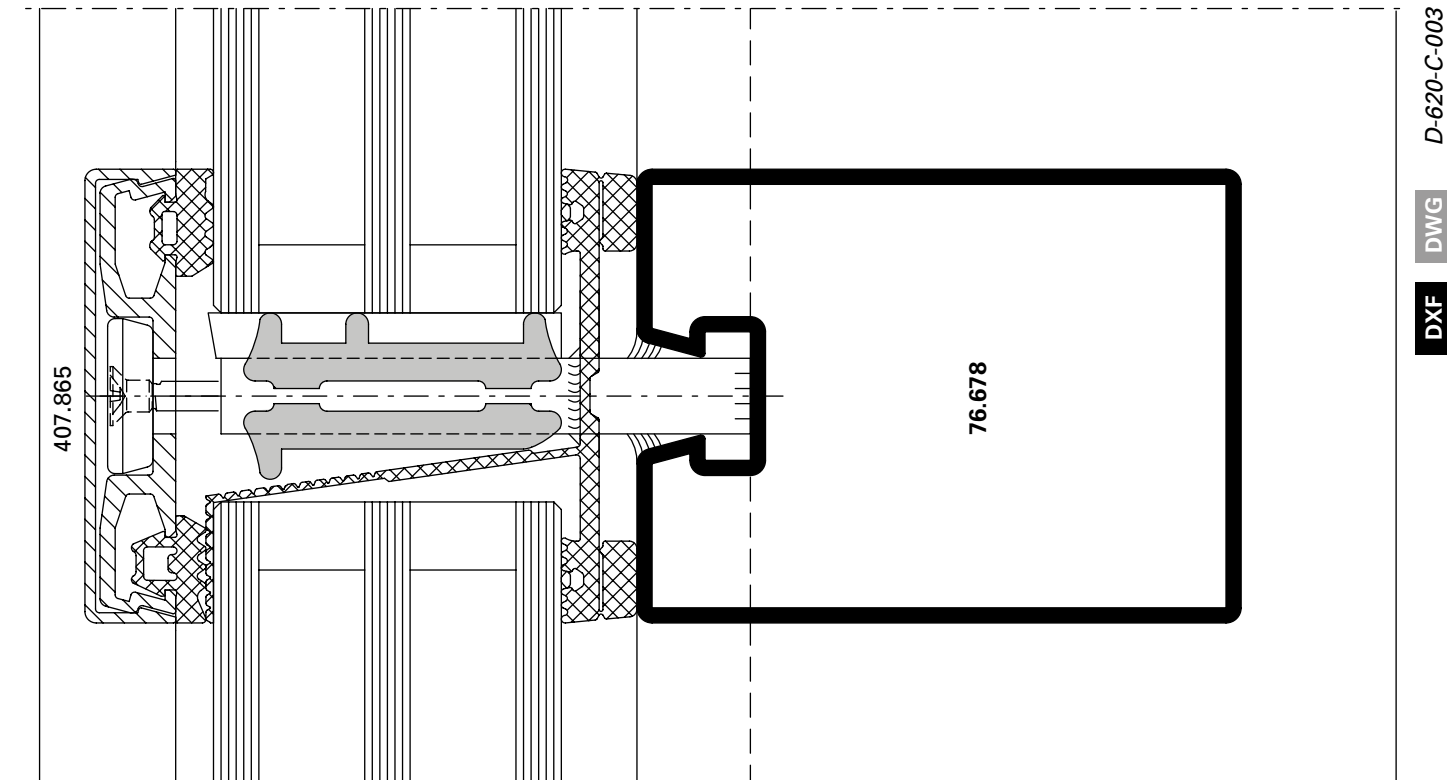
VISS HI
Detail of transom
Width 60 mm



DWG D-620-C-002

DWG

DXF



DWG D-620-C-003

DWG

DXF

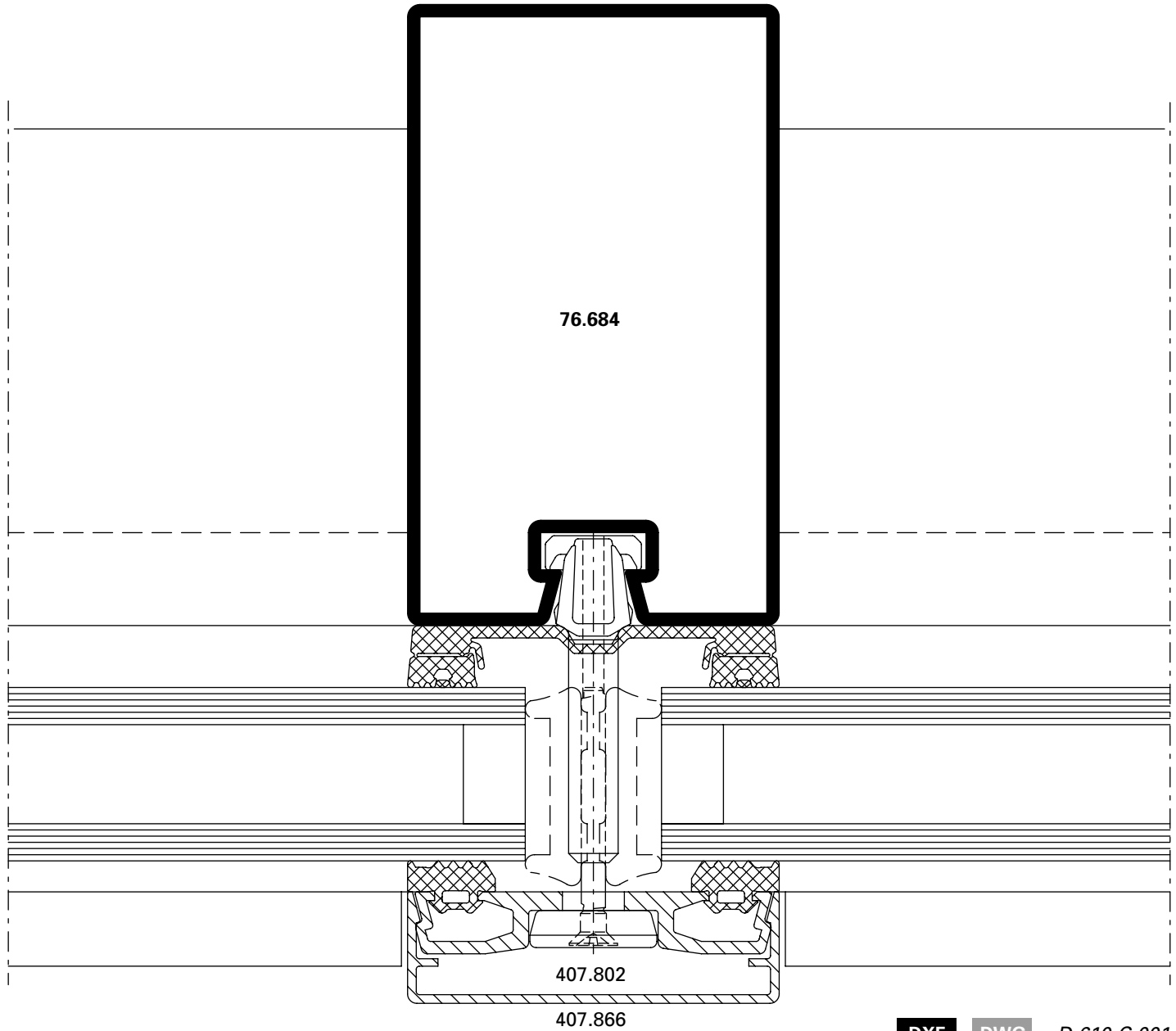
Schnittpunkte im Massstab 1:1
Coupe de détails à l'échelle 1:1
Section details on scale 1:1

VISS Fassade
VISS façade
VISS façade

Pfosten-Detail
Ansichtsbreite 60 mm

Détail du montant
Largeur de face 60 mm

Detail of mullion
Width 60 mm

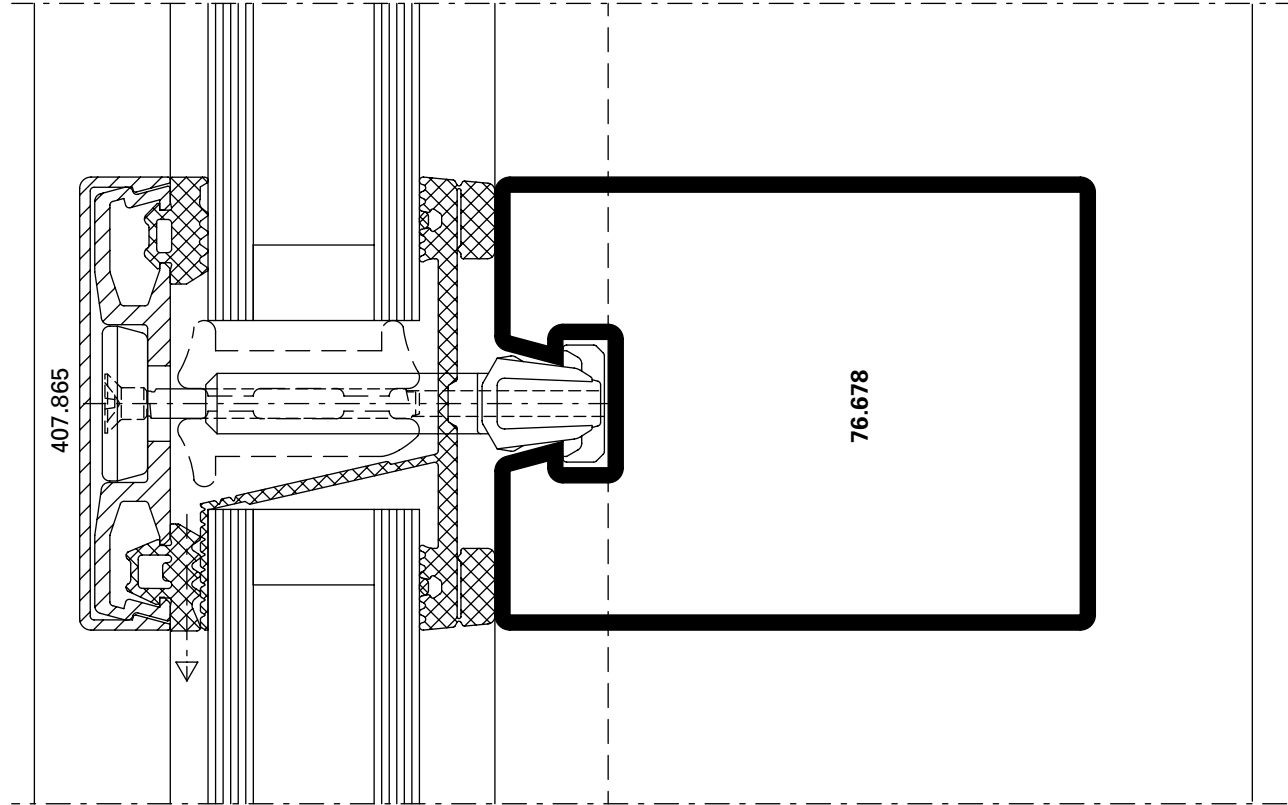


DXF **DWG** D-610-C-001

Riegel-Detail
Ansichtsbreite 60 mm

Détail de la traverse
Largeur de face 60 mm

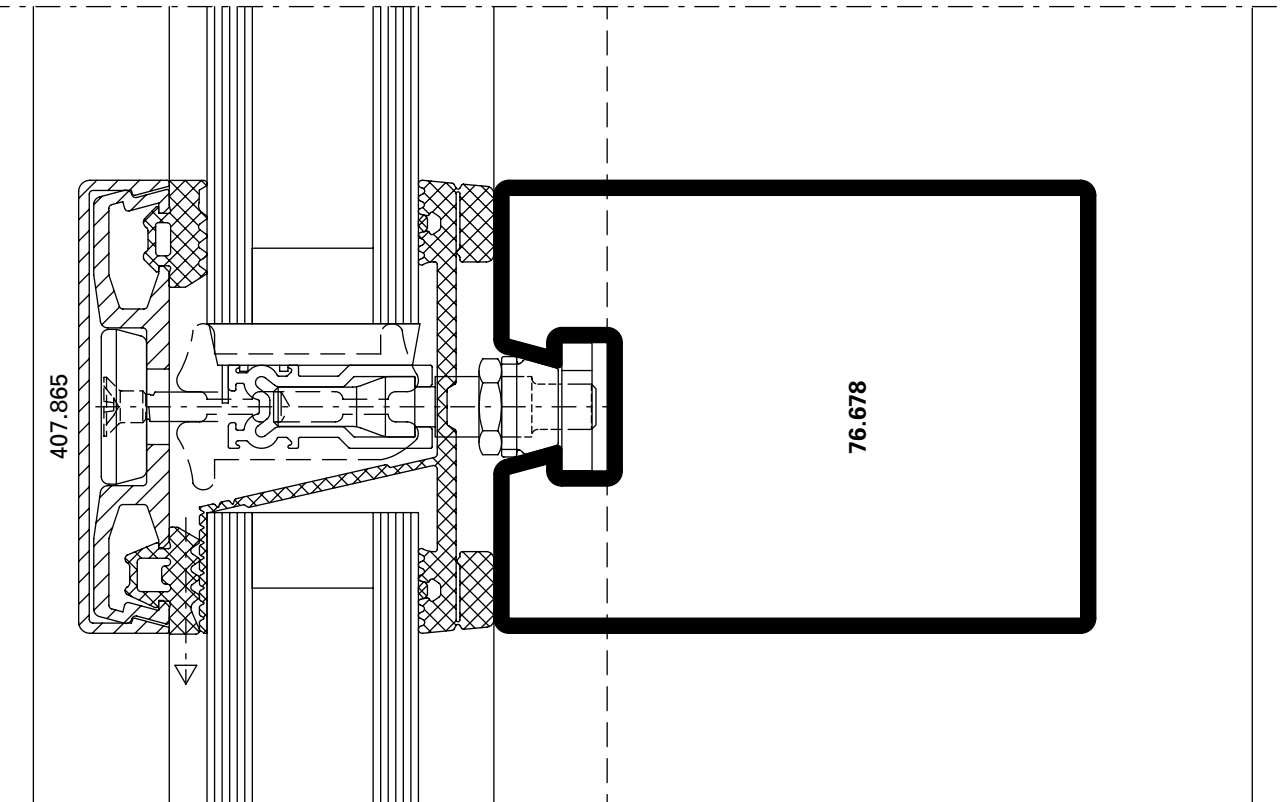
Detail of transom
Width 60 mm



D-610-C-002

DWG

DXF



D-610-C-003

DWG

DXF

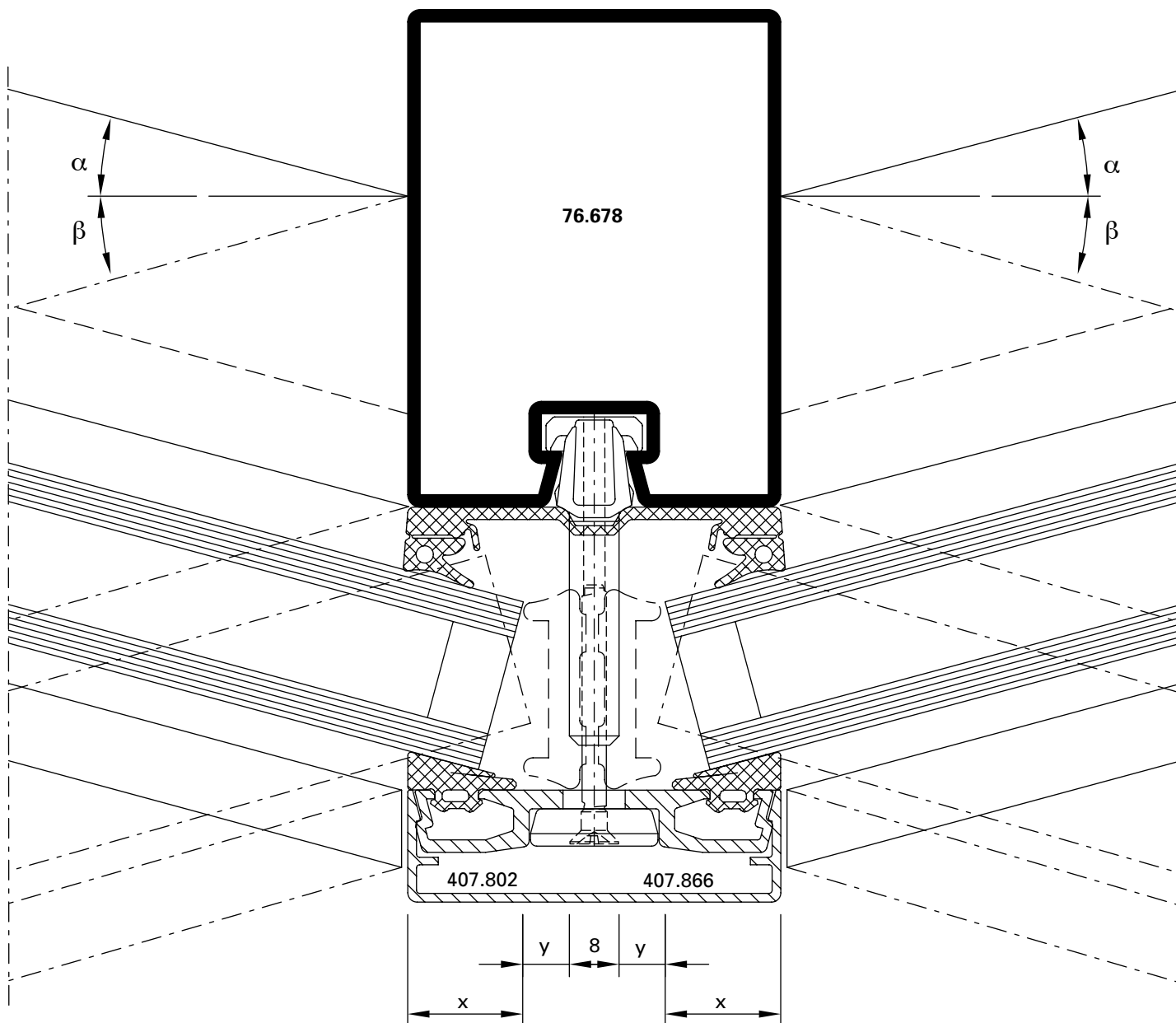
Schnittpunkte im Massstab 1:1
 Coupe de détails à l'échelle 1:1
 Section details on scale 1:1

VISS Fassade
 VISS façade
 VISS façade

Pfosten-Detail
 Segmentverglasung 60 mm

Détail du montant
 Vitrage segmenté 60 mm

Detail of mullion
 Segmental glazing, width 60 mm



DXF DWG D-610-C-004

α	β	Füllelement- dicke	X (max) mm	Y (min) mm
0 – 5°		20 – 70 mm	21	5
	5 – 10°	20 – 50 mm	21	5
	10 – 15°	20 – 35 mm	21	5

α	β	Epaisseur du remplissage	X (max) mm	Y (min) mm
0 – 5°		20 – 70 mm	21	5
	5 – 10°	20 – 50 mm	21	5
	10 – 15°	20 – 35 mm	21	5

α	β	Thickness of glass/panel	X (max) mm	Y (min) mm
0 – 5°		20 – 70 mm	21	5
	5 – 10°	20 – 50 mm	21	5
	10 – 15°	20 – 35 mm	21	5

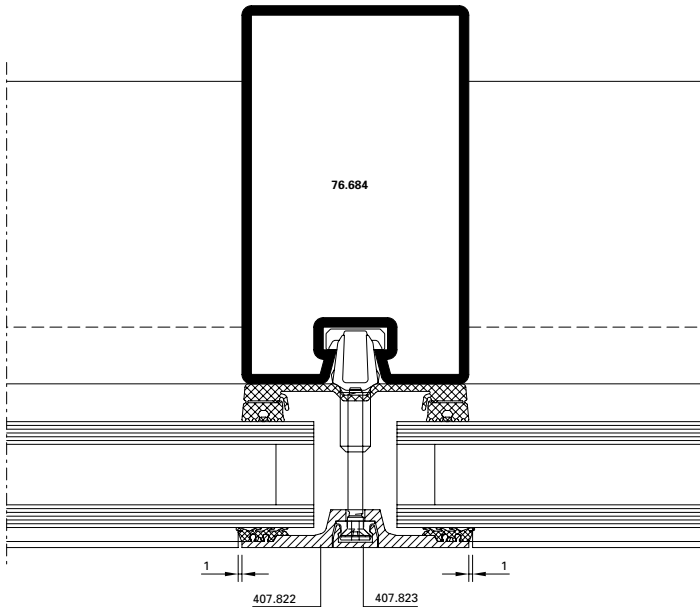
Schnittpunkte im Massstab 1:2
Coupe de détails à l'échelle 1:2
Section details on scale 1:2

VISS Fassade
 VISS façade
 VISS façade

Pfosten-Detail
Flaches Deckprofil
Ansichtsbreite 60 mm

Détail du montant
Profilé de recouvrement plat
Largeur de face 60 mm

Detail of mullion
Flat cover cap
Width 60 mm

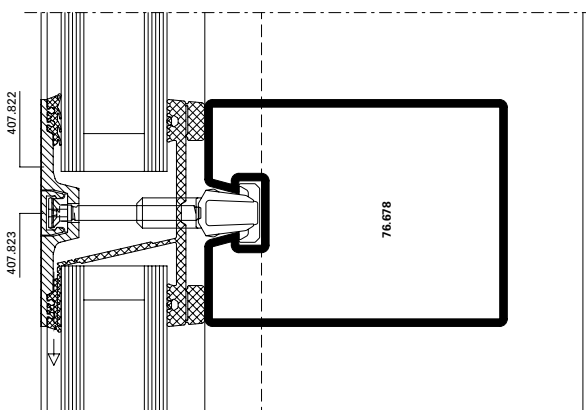


DXF **DWG** *D-610-C-011*

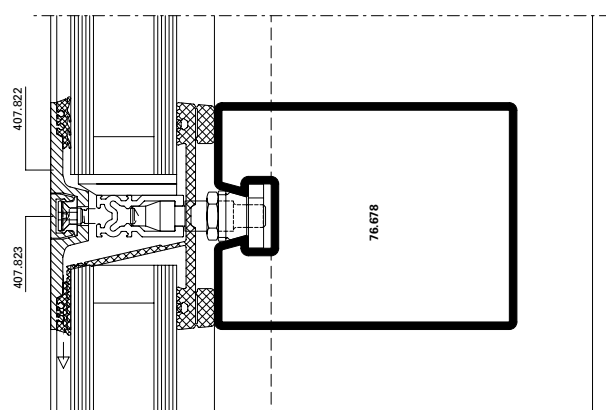
Riegel-Detail
Flaches Deckprofil
Ansichtsbreite 60 mm

Détail de la traverse
Profilé de recouvrement plat
Largeur de face 60 mm

Detail of transom
Flat cover cap
Width 60 mm



DXF **DWG** *D-610-C-012*



DXF **DWG** *D-610-C-013*

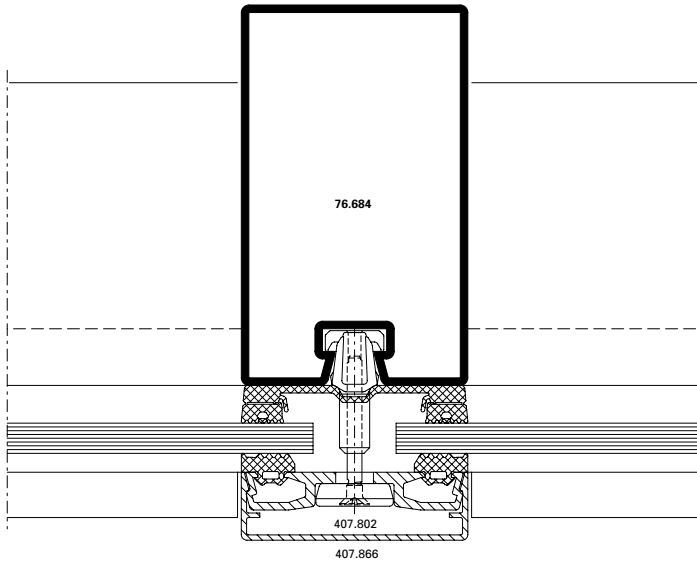
Schnittpunkte im Masstab 1:2
Coupe de détails à l'échelle 1:2
Section details on scale 1:2

VISS Fassade
VISS façade
VISS façade

Pfosten-Detail
Einfachverglasung
Ansichtsbreite 60 mm

Détail du montant
Vitrage simple
Largeur de face 60 mm

Detail of mullion
Single glazing
Width 60 mm

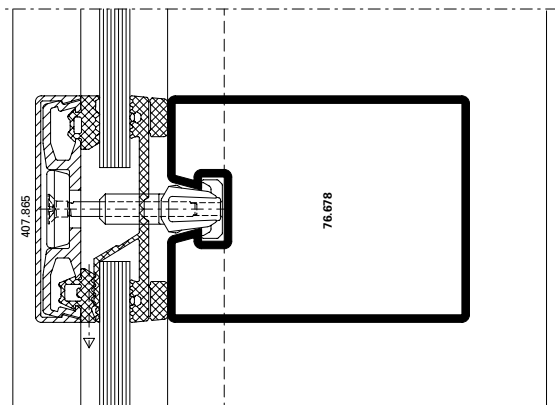


DXF **DWG** D-610-C-008

Riegel-Detail
Einfachverglasung
Ansichtsbreite 60 mm

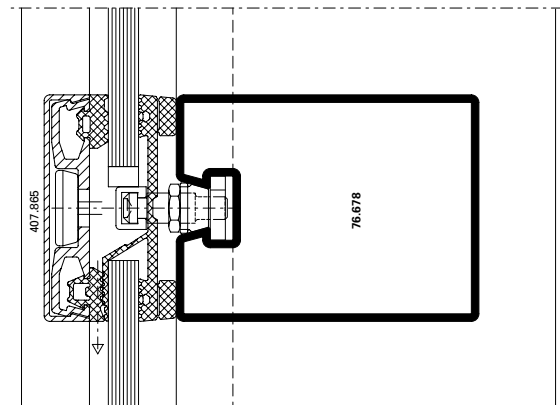
Détail de la traverse
Vitrage simple
Largeur de face 60 mm

Detail of transom
Single glazing
Width 60 mm



D-610-C-009

DXF **DWG**



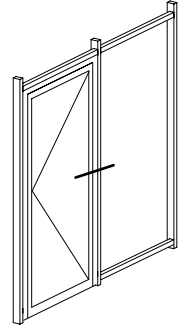
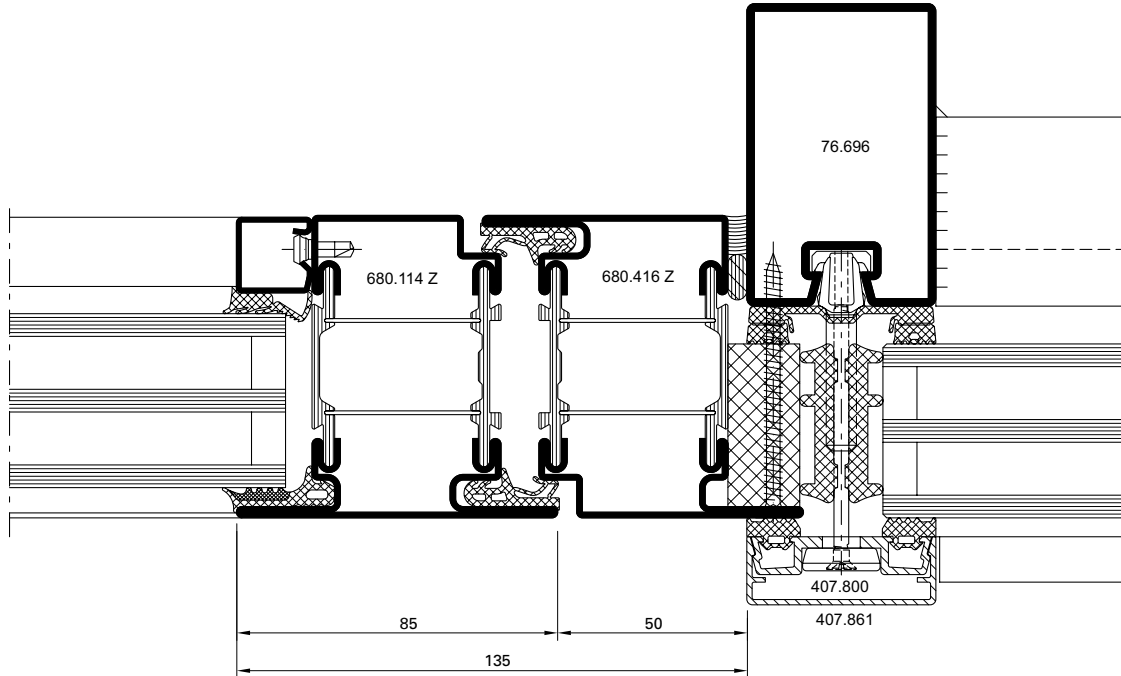
D-610-C-010

DXF **DWG**

Einsatzelement
 Janisol HI Türe

Élément de remplissage
 Porte Janisol HI

Infill element
 Janisol HI door



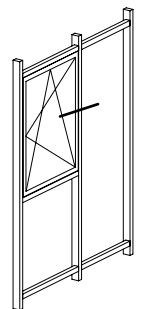
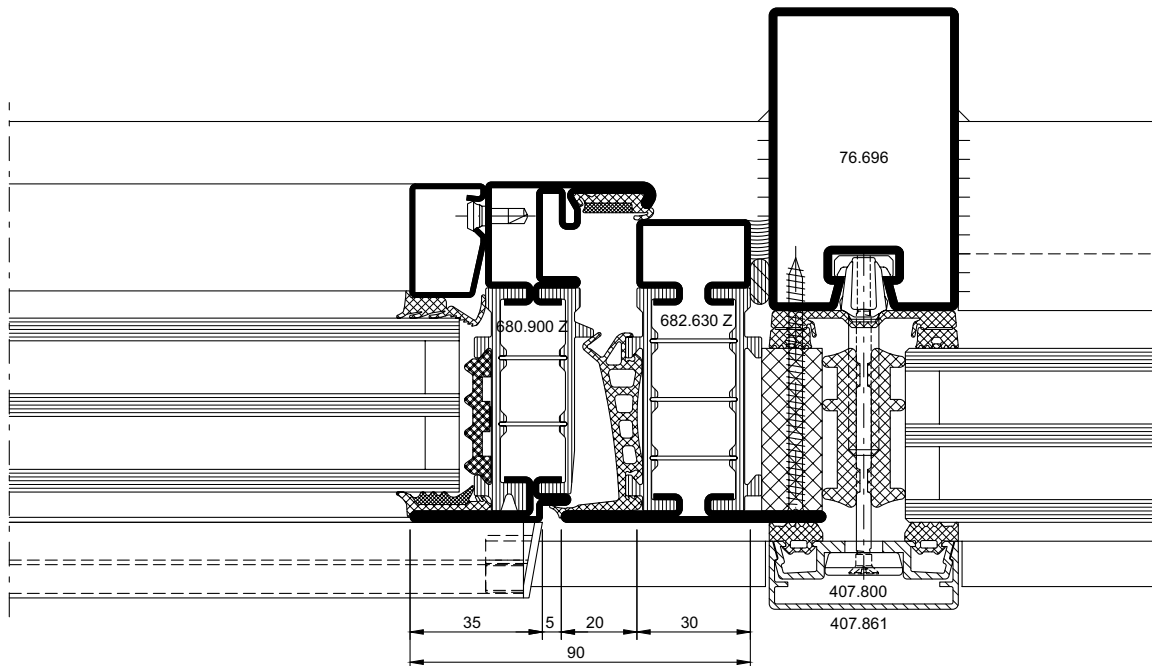
DXF DWG

D-160-A-012

Einsatzelement
 Janisol HI Fenster

Élément de remplissage
 Fenêtre Janisol HI

Infill element
 Janisol HI window



DXF DWG

D-161-A-022

* Bei grossen, schweren und/oder stark frequentierten Türanlagen ist eine zusätzliche Verschraubung im Bandbereich erforderlich.

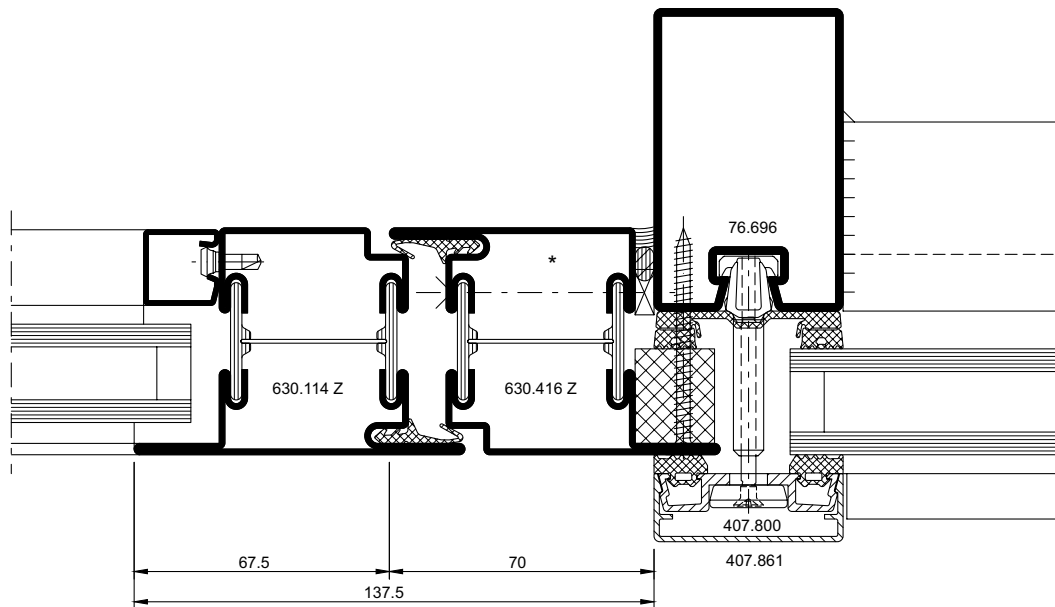
* Pour les portes lourdes de grandes dimensions et/ou fortement fréquentées, un vissage supplémentaire au niveau des paumelles est nécessaire.

* for large heavy and/or frequently used door systems, additional screw connections are required in the hinge area.

Einsatzelement
 Janisol Türe

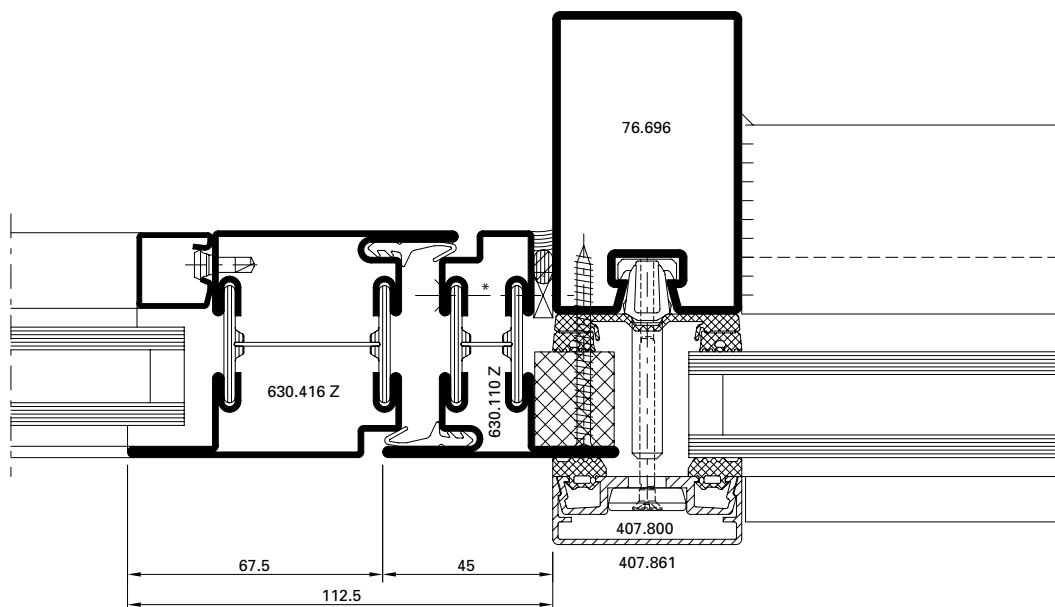
Élément de remplissage
 Porte Janisol

Infill element
 Janisol door



DXF DWG

D-510-K-015



DXF DWG

D-510-K-007

* Bei grossen, schweren und/oder stark frequentierten Türanlagen ist eine zusätzliche Verschraubung im Bandbereich erforderlich.

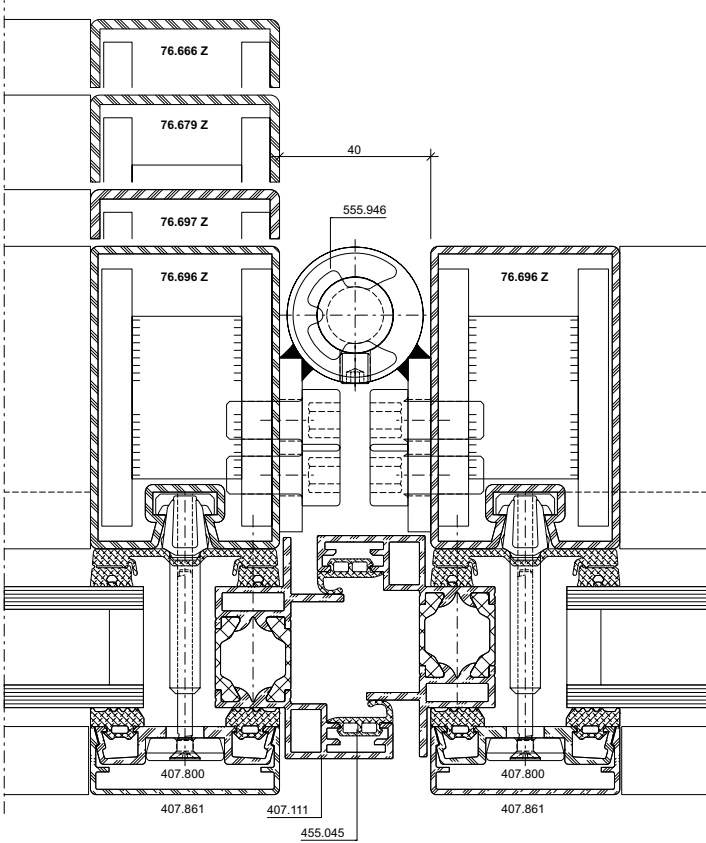
* Pour les portes lourdes de grandes dimensions et/ou fortement fréquentées, un vissage supplémentaire au niveau des paumelles est nécessaire.

* for large heavy and/or frequently used door systems, additional screw connections are required in the hinge area.

Einsatzelement
VISS Drehtüre

Élément de remplissage
Porte à la française VISS

Infill element
VISS side-hung door



DXF

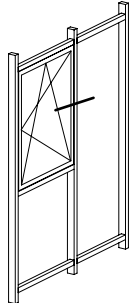
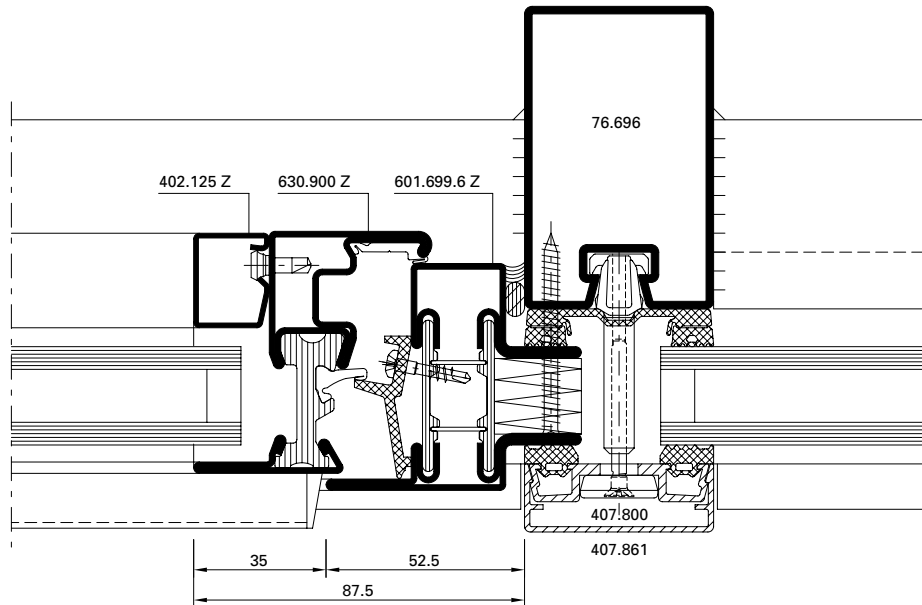
DWG

51-0208-C-001

Einsatzelement
 Fenster Janisol Primo

Élément de remplissage
 Fenêtre Janisol Primo

Infill element
 Janisol Primo window



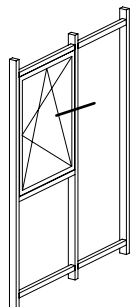
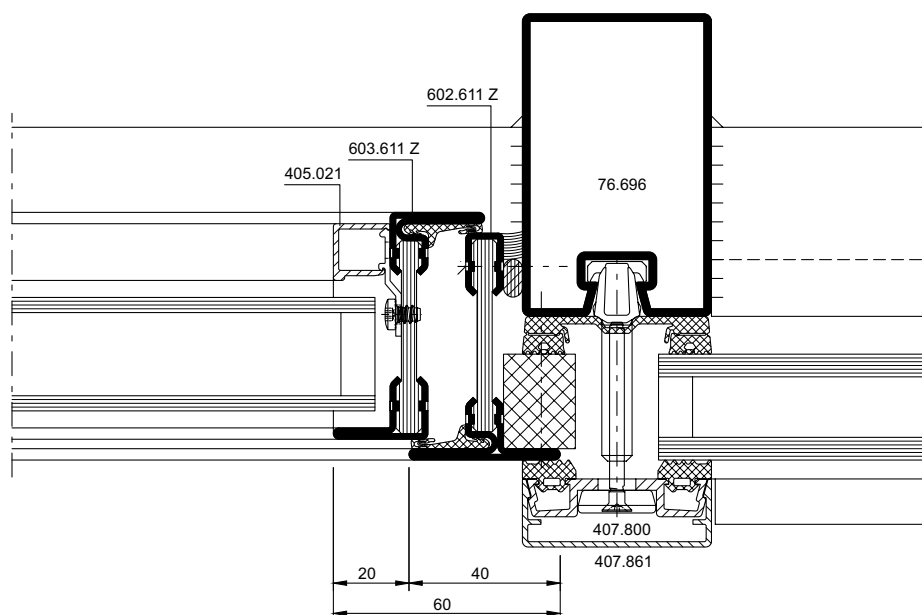
DXF **DWG**

D-510-K-001

Einsatzelement
 Janisol Arte

Élément de remplissage
 Janisol Arte

Infill element
 Janisol Arte



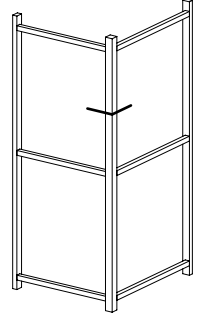
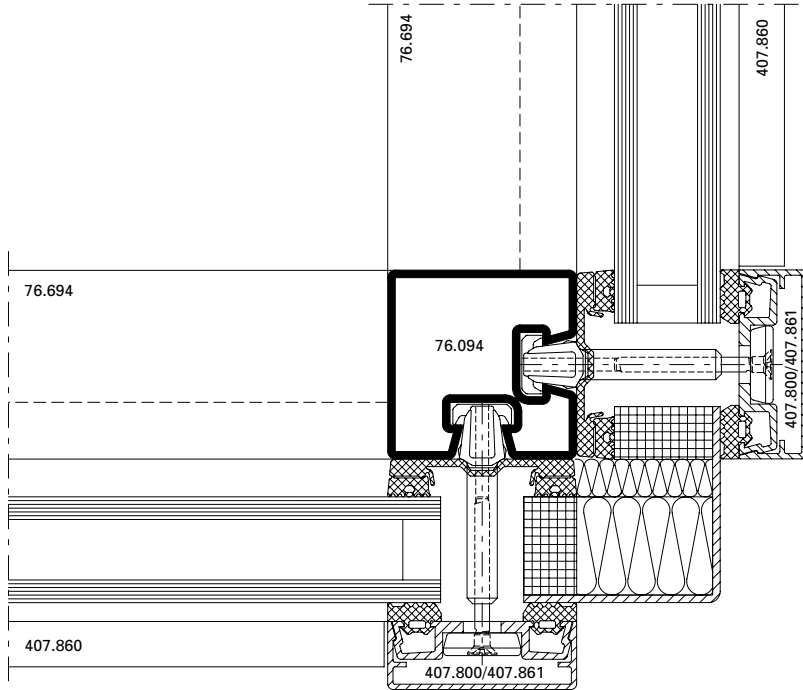
DXF **DWG**

D-510-K-016

Aussenecke 90°

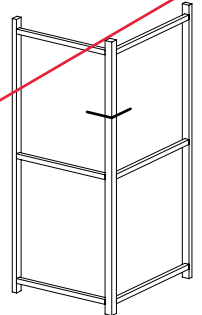
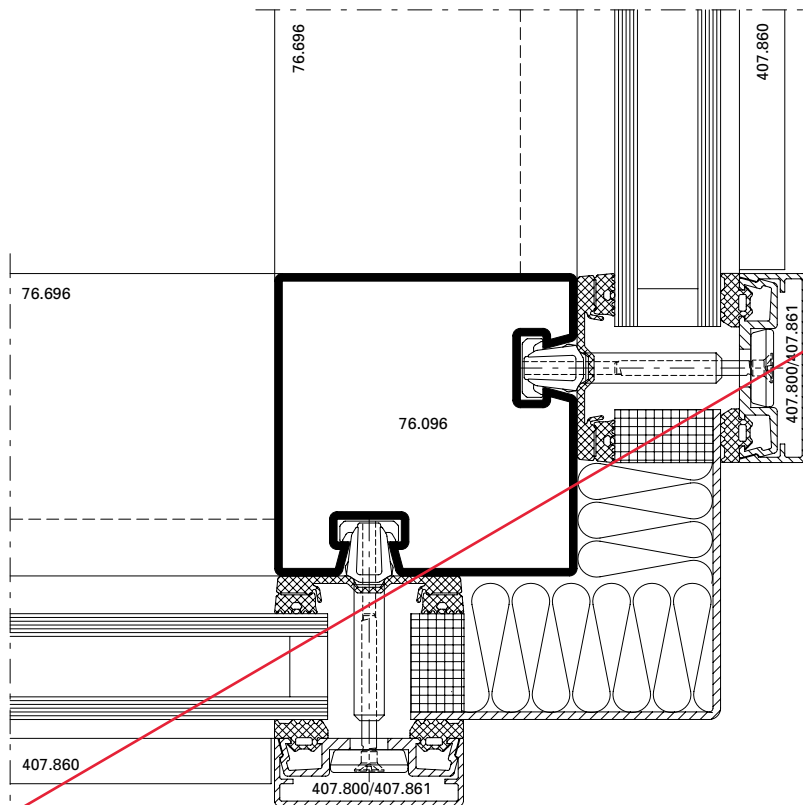
Angle extérieur 90°

Outer corner 90°



DXF DWG

D-510-K-011



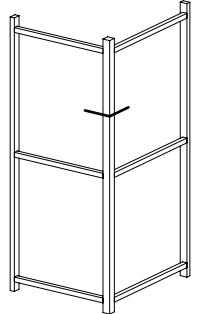
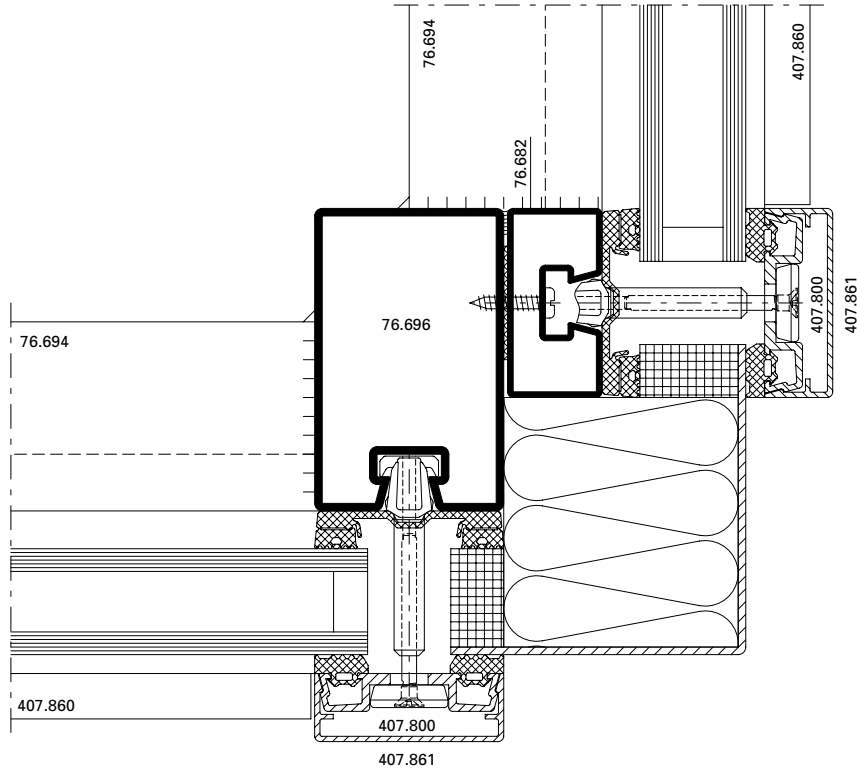
DXF DWG

D-510-K-012

Aussenecke 90°

Angle extérieur 90°

Outer corner 90°



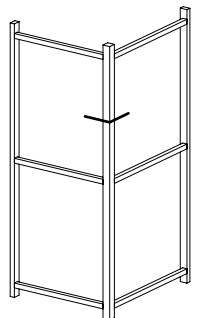
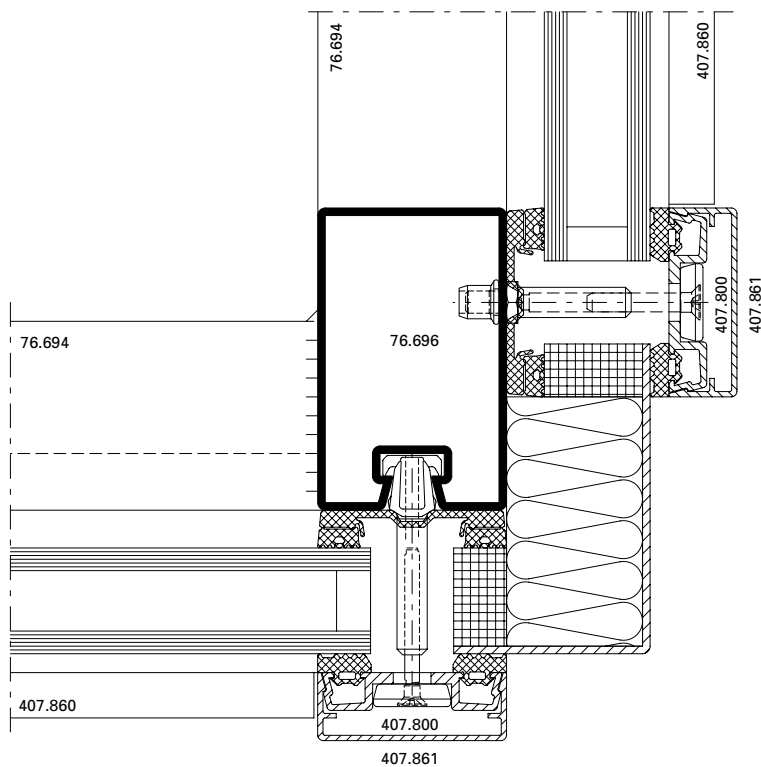
DXF DWG

D-510-K-005

Aussenecke 90°
 (Kombination mit VISS Basic)

Angle extérieur 90°
 (en combinaison avec VISS Basic)

Outer corner 90°
 (in combination with VISS Basic)



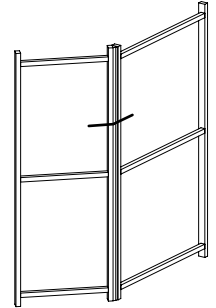
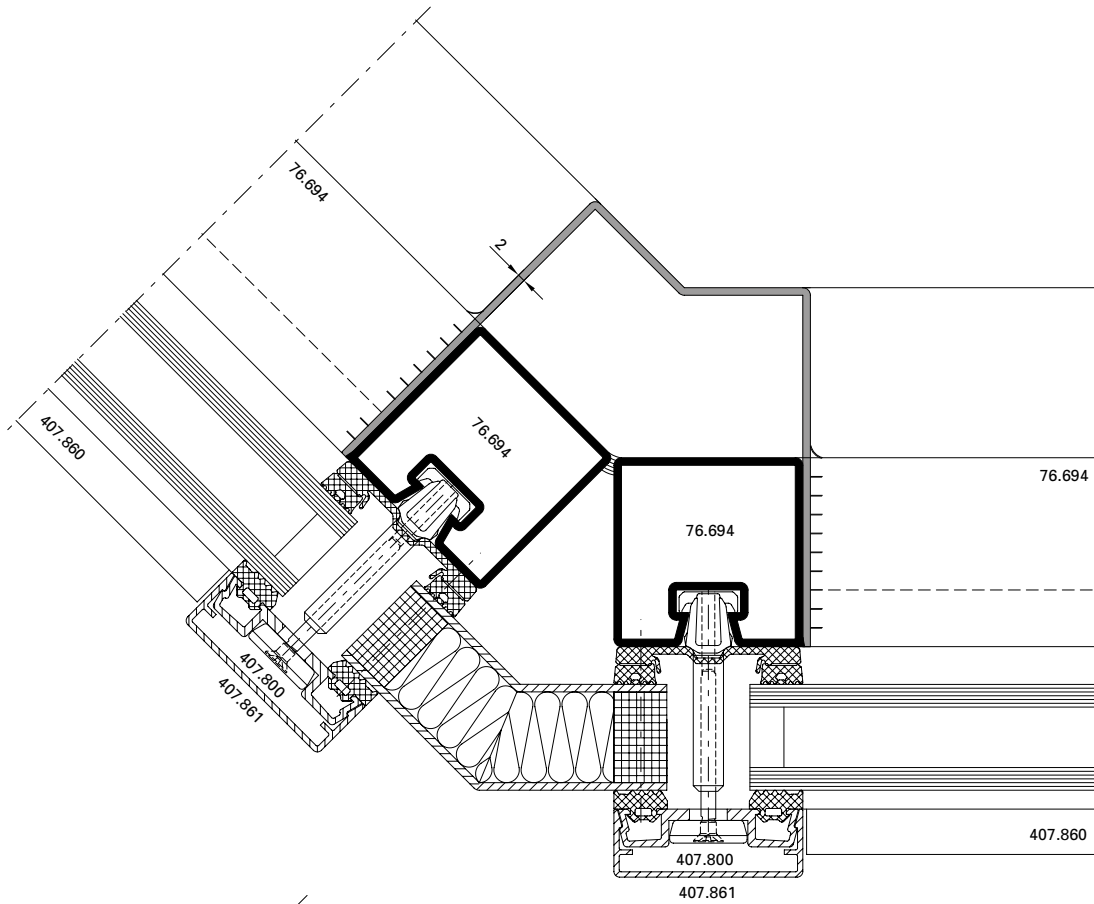
DXF DWG

D-510-K-010

Aussenecke 135°

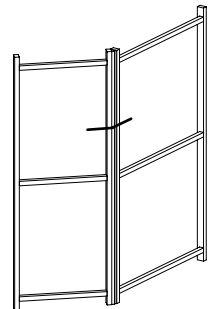
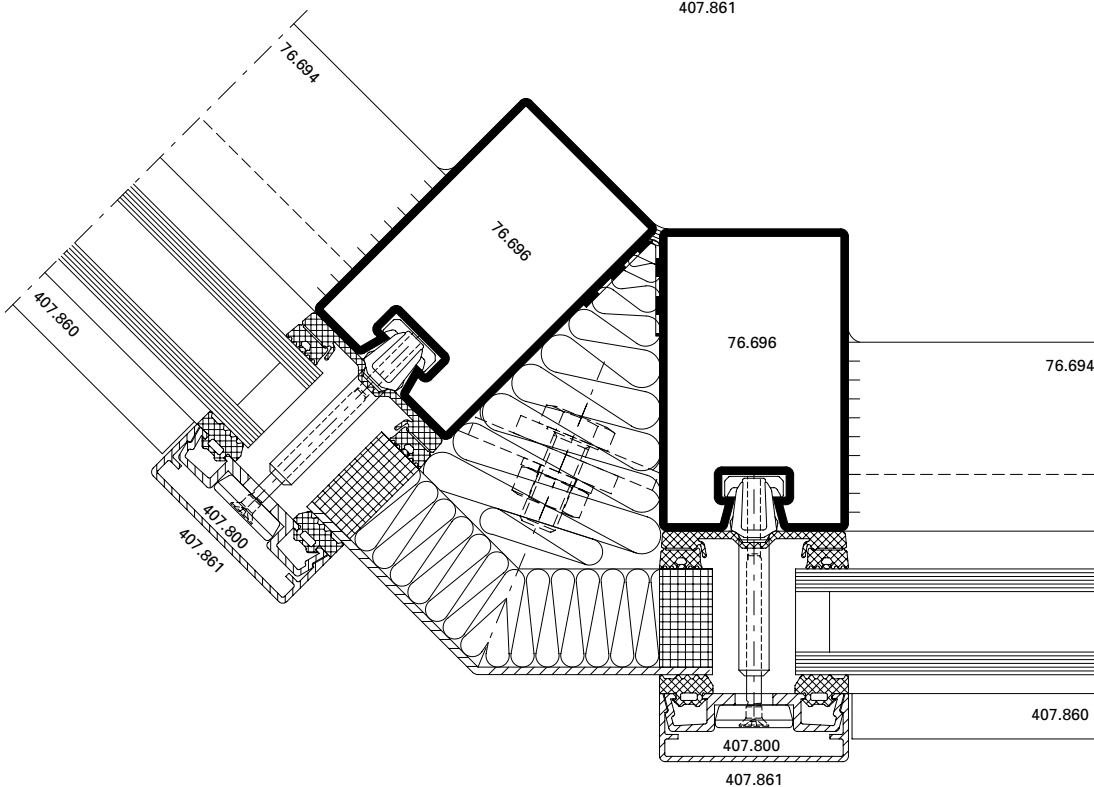
Angle extérieur 135°

Outer corner 135°



DXF DWG

D-510-K-003



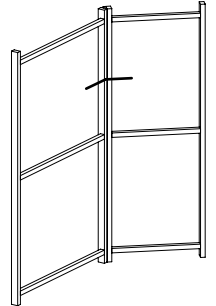
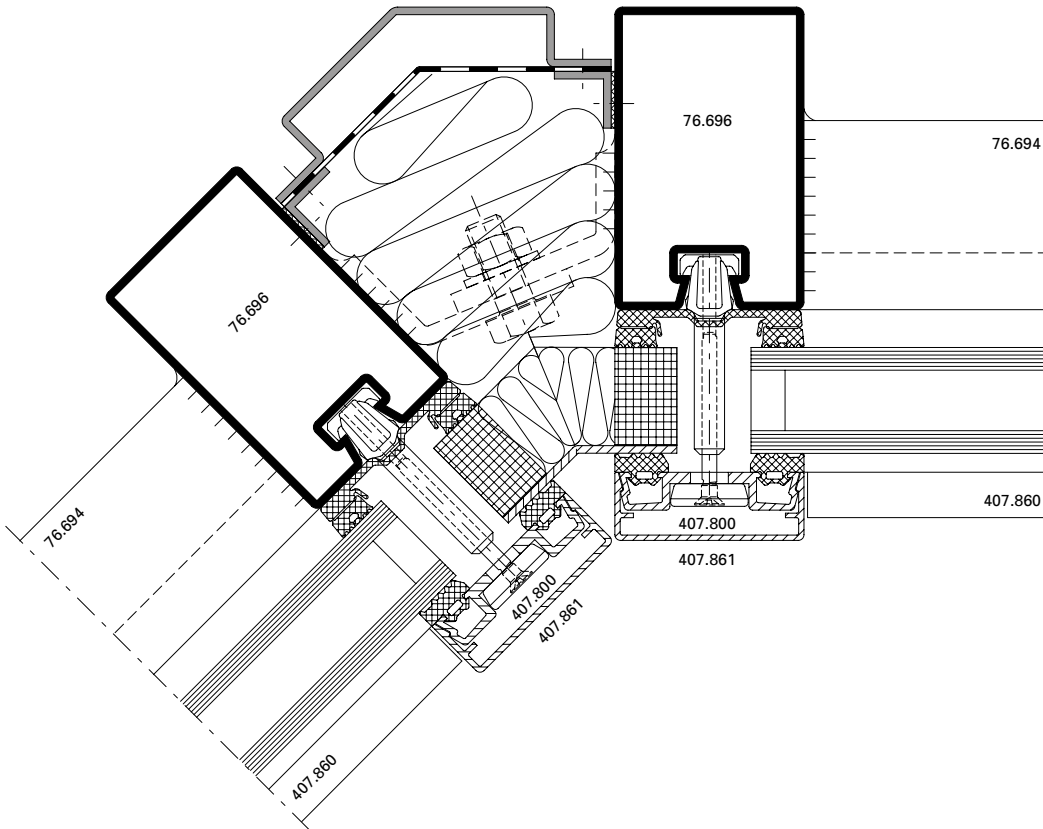
DXF DWG

D-510-K-004

Innenecke 135°

Angle intérieur 135°

Inner corner 135°

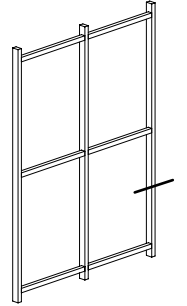
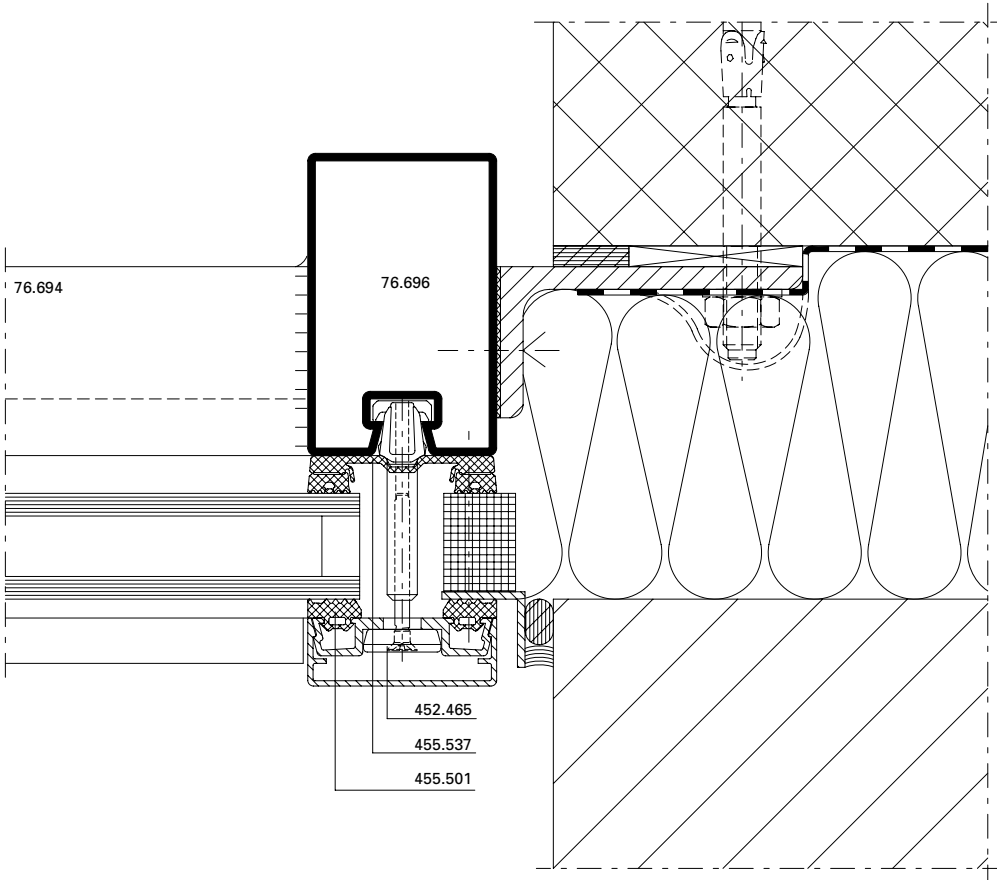


DXF DWG

D-510-K-009

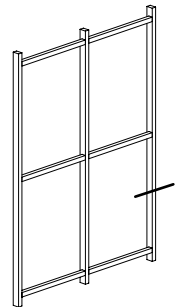
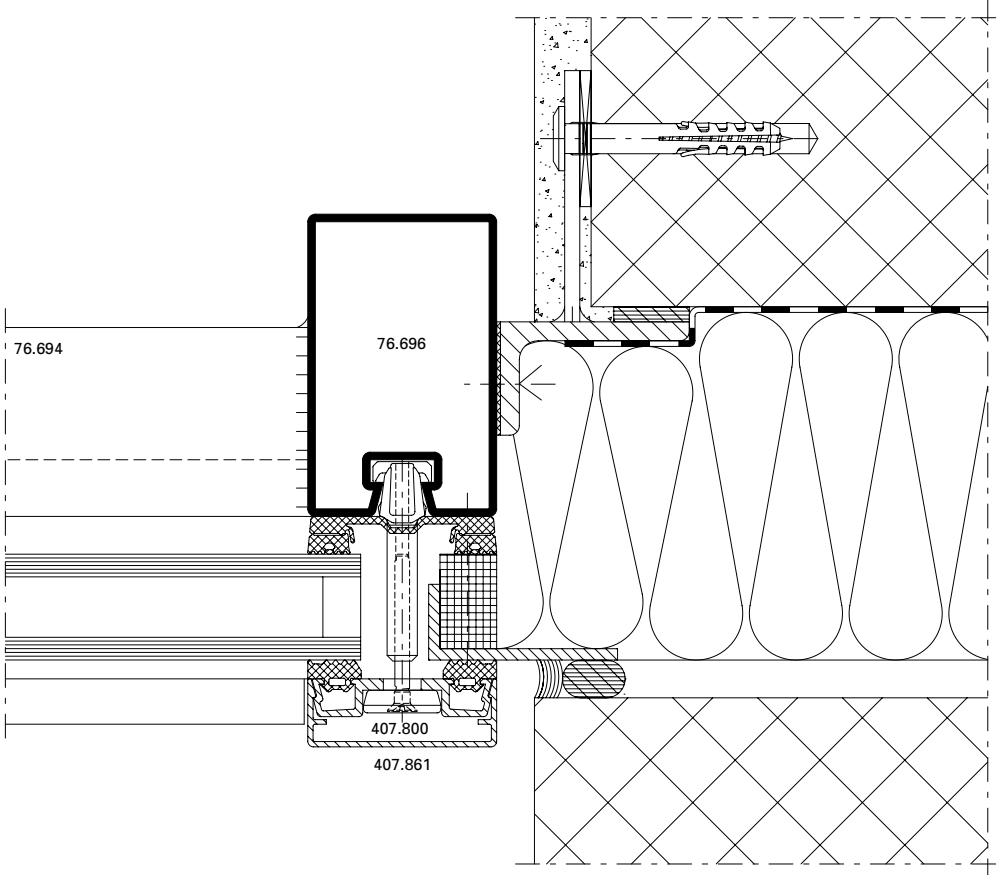
Anschlüsse am Bau im Massstab 1:2
Raccords au mur à l'échelle 1:2
Attachment to structure on scale 1:2

VISS Fassade
VISS façade
VISS façade



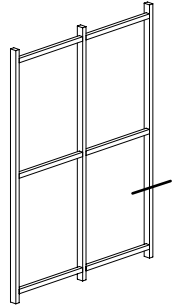
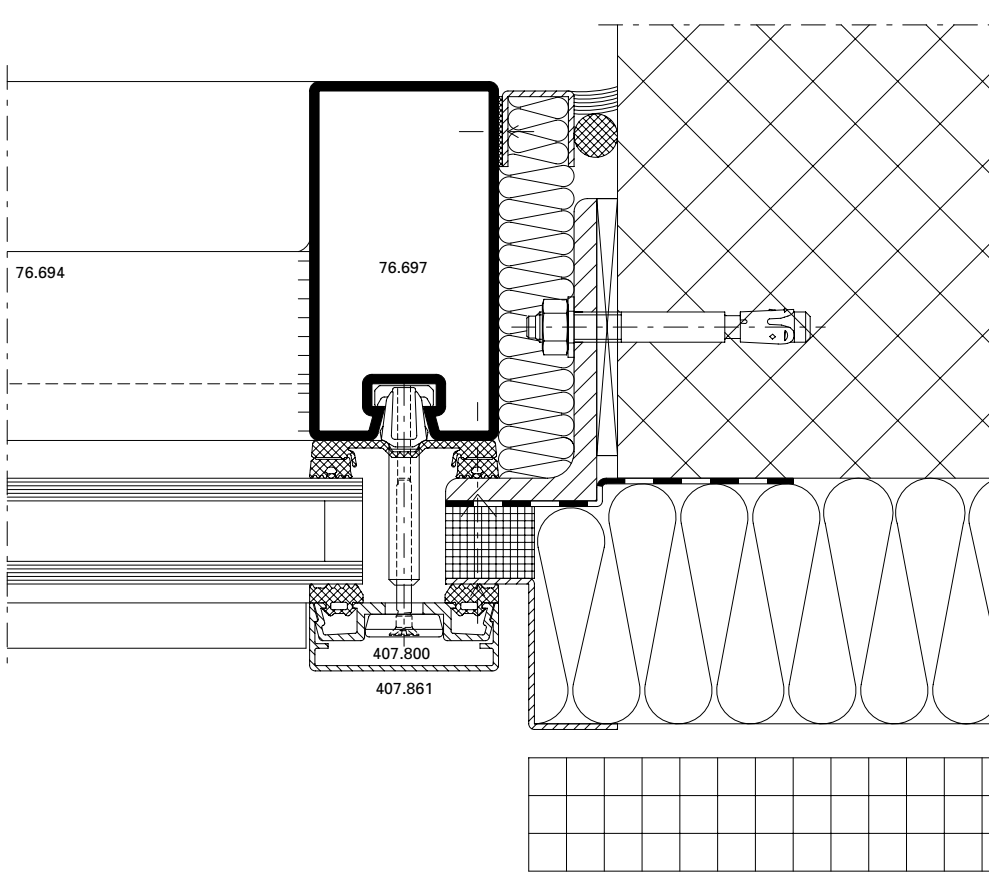
DXF DWG

D-510-A-001



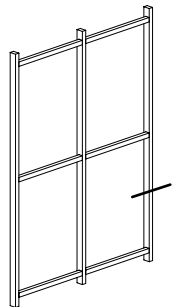
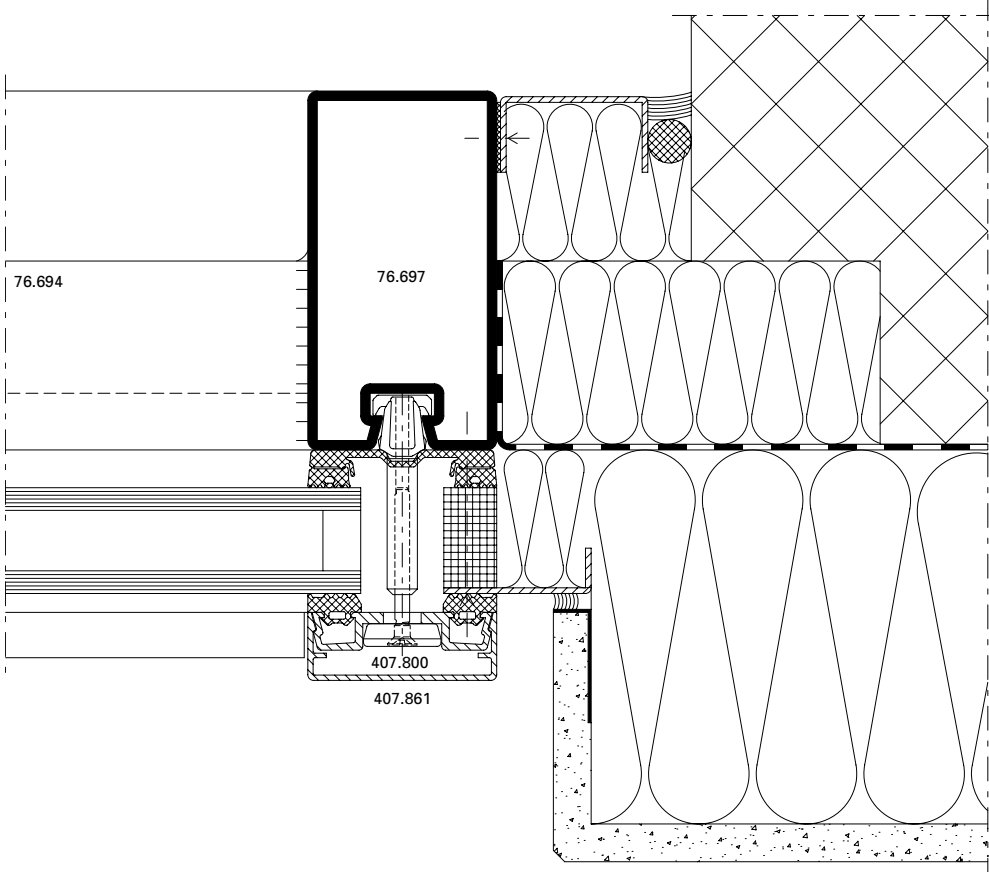
DXF DWG

D-510-A-002



DXF DWG

D-510-A-003

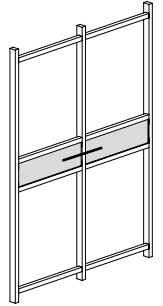
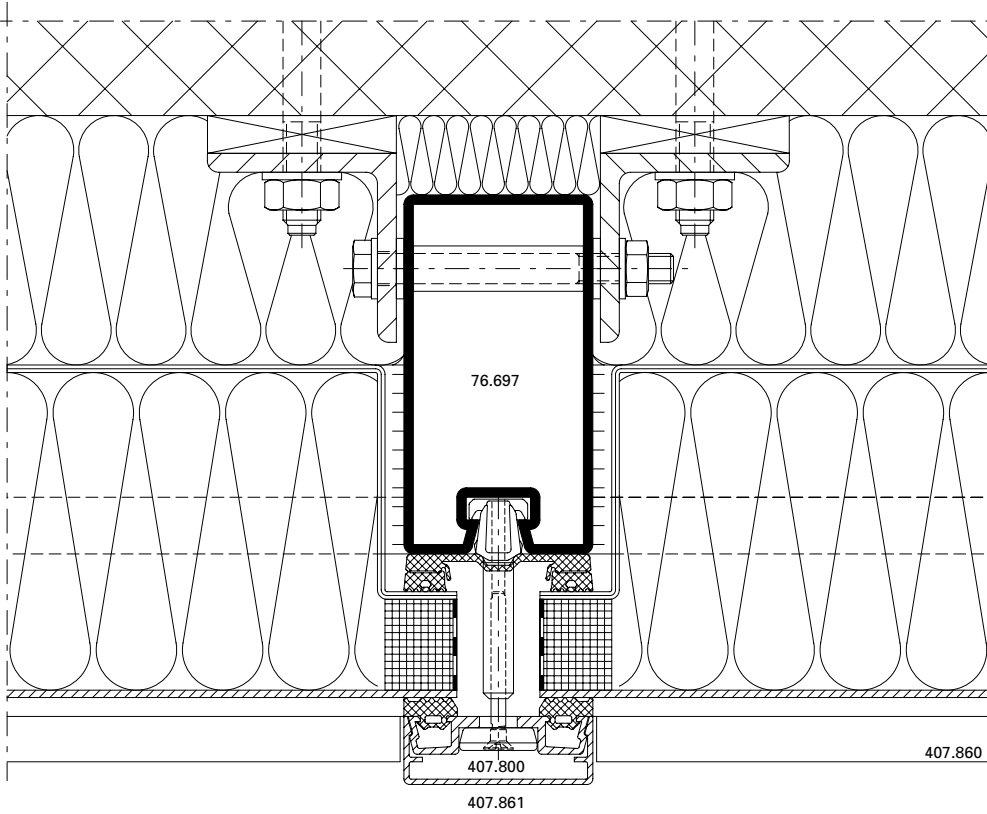


DXF DWG

D-510-A-004

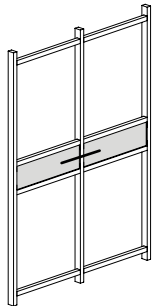
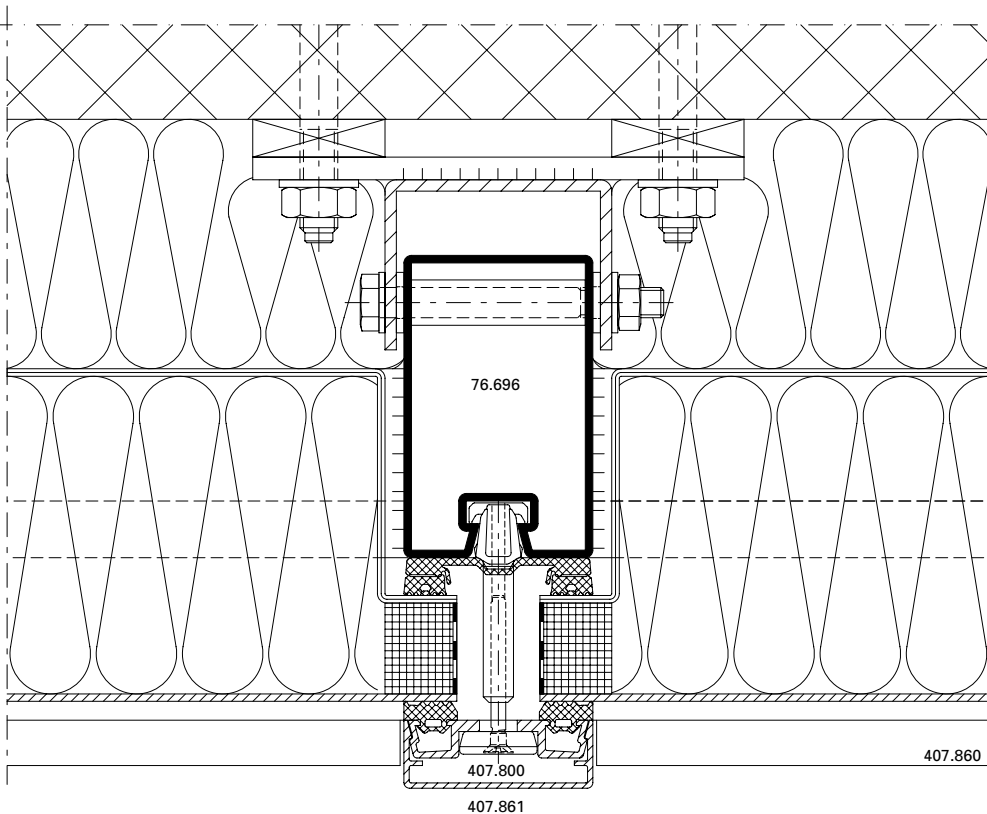
Anschlüsse am Bau im Massstab 1:2
Raccords au mur à l'échelle 1:2
Attachment to structure on scale 1:2

VISS Fassade
VISS façade
VISS façade



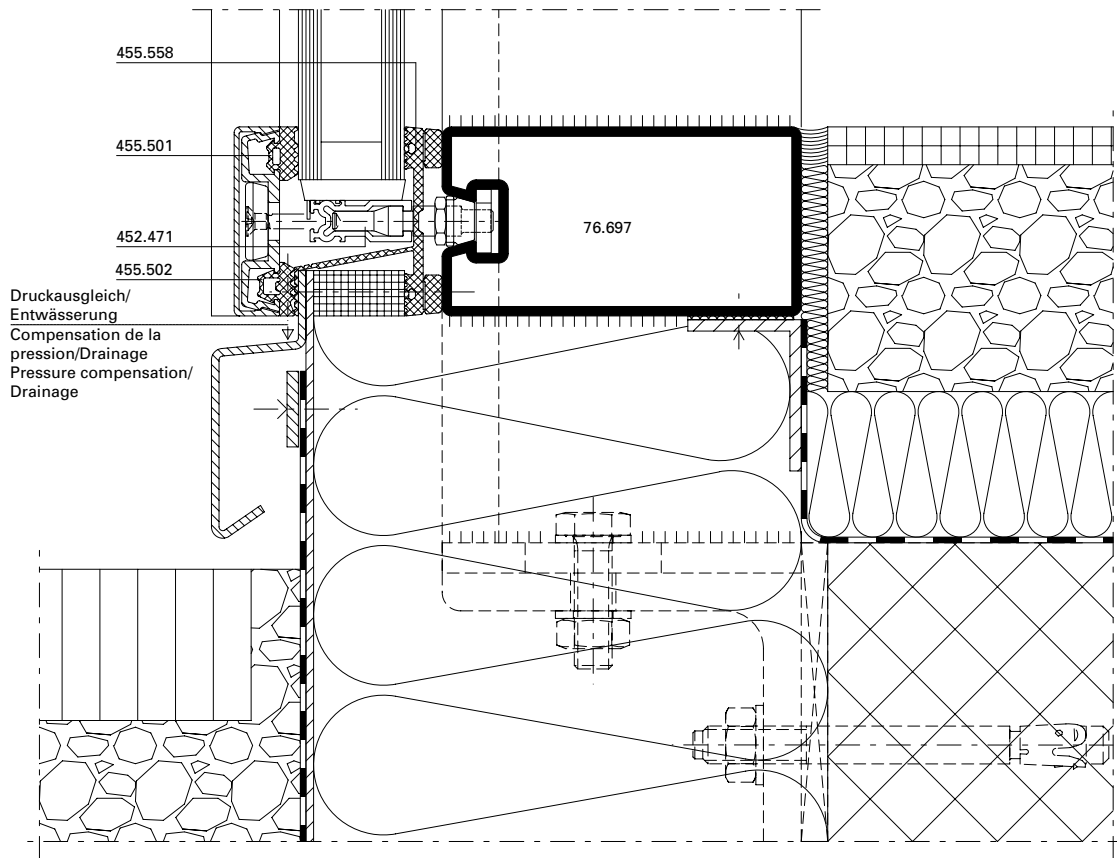
DXF DWG

D-510-A-005



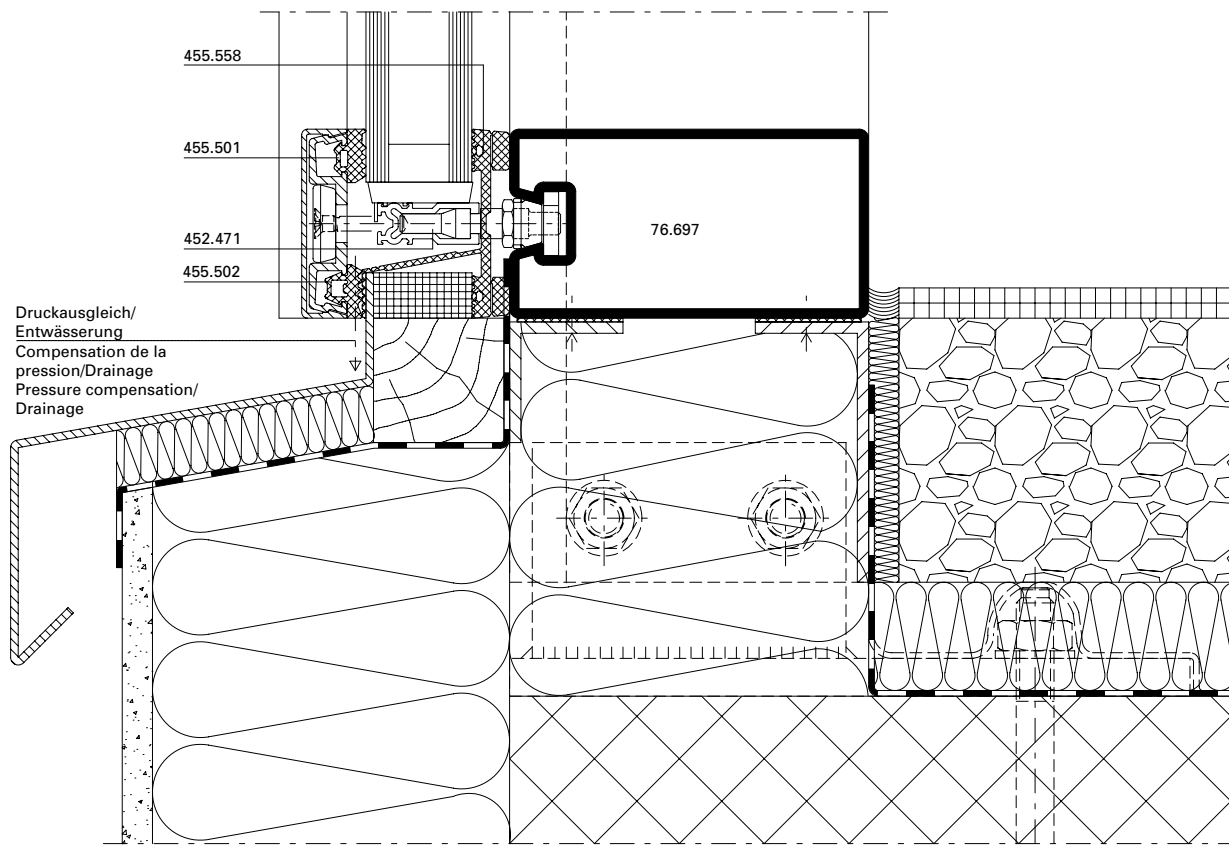
DXF DWG

D-510-A-006



DXF DWG

D-510-A-007

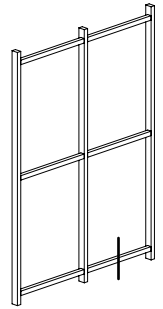
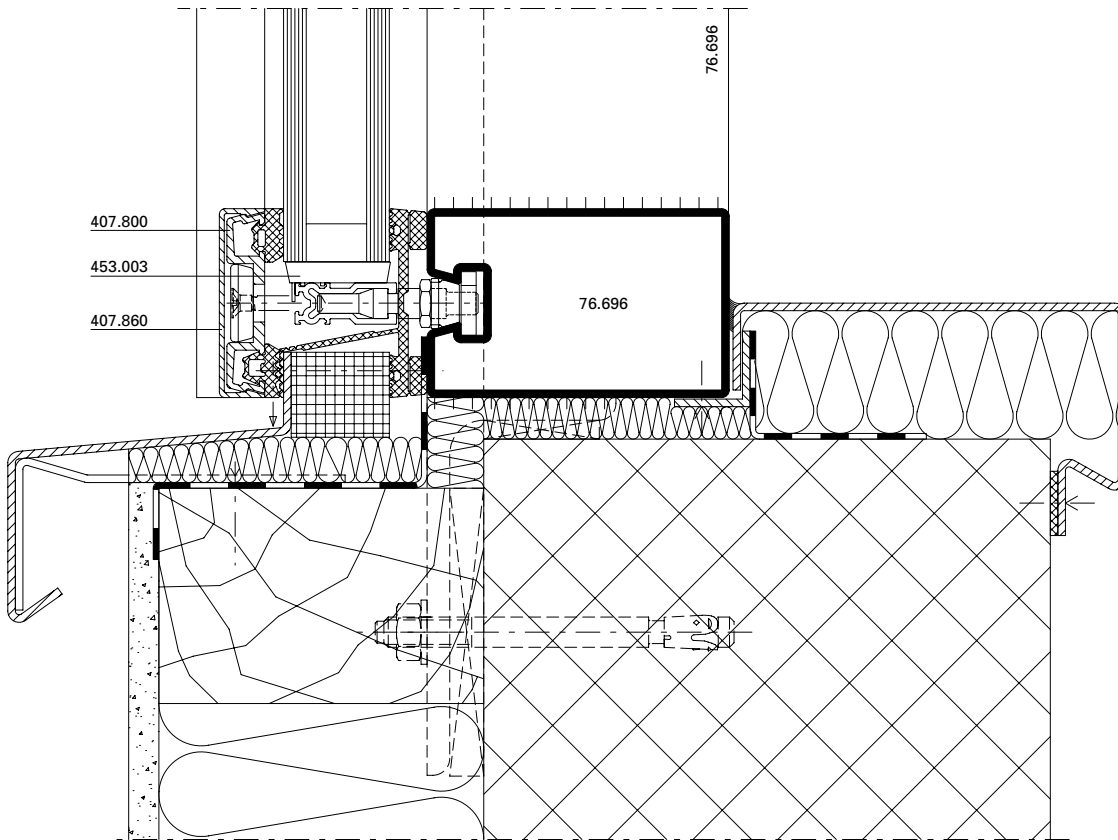


DXF DWG

D-510-A-008

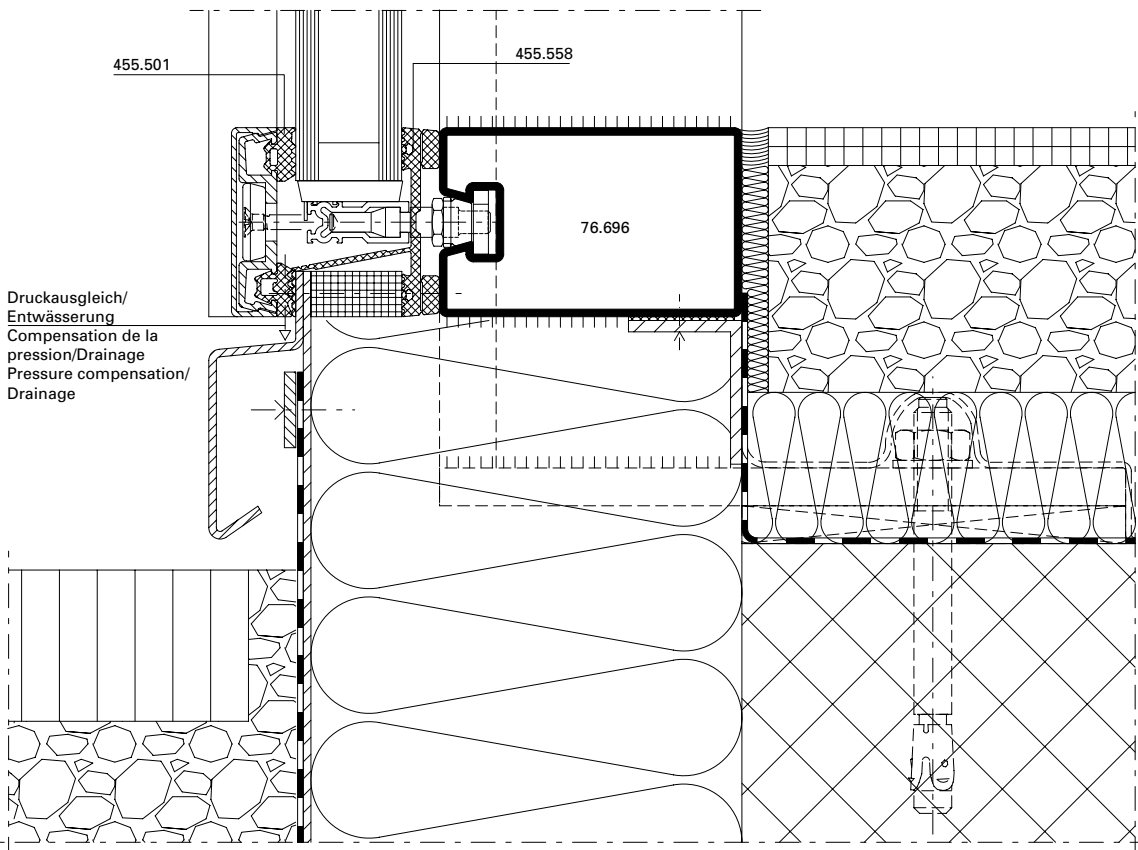
Anschlüsse am Bau im Massstab 1:2
Raccords au mur à l'échelle 1:2
Attachment to structure on scale 1:2

VISS Fassade
VISS façade
VISS façade

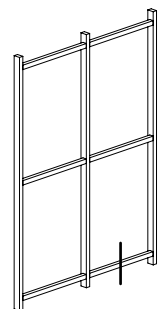


DXF DWG

D-510-A-009

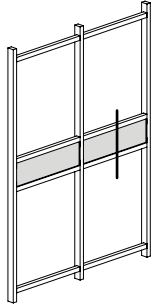
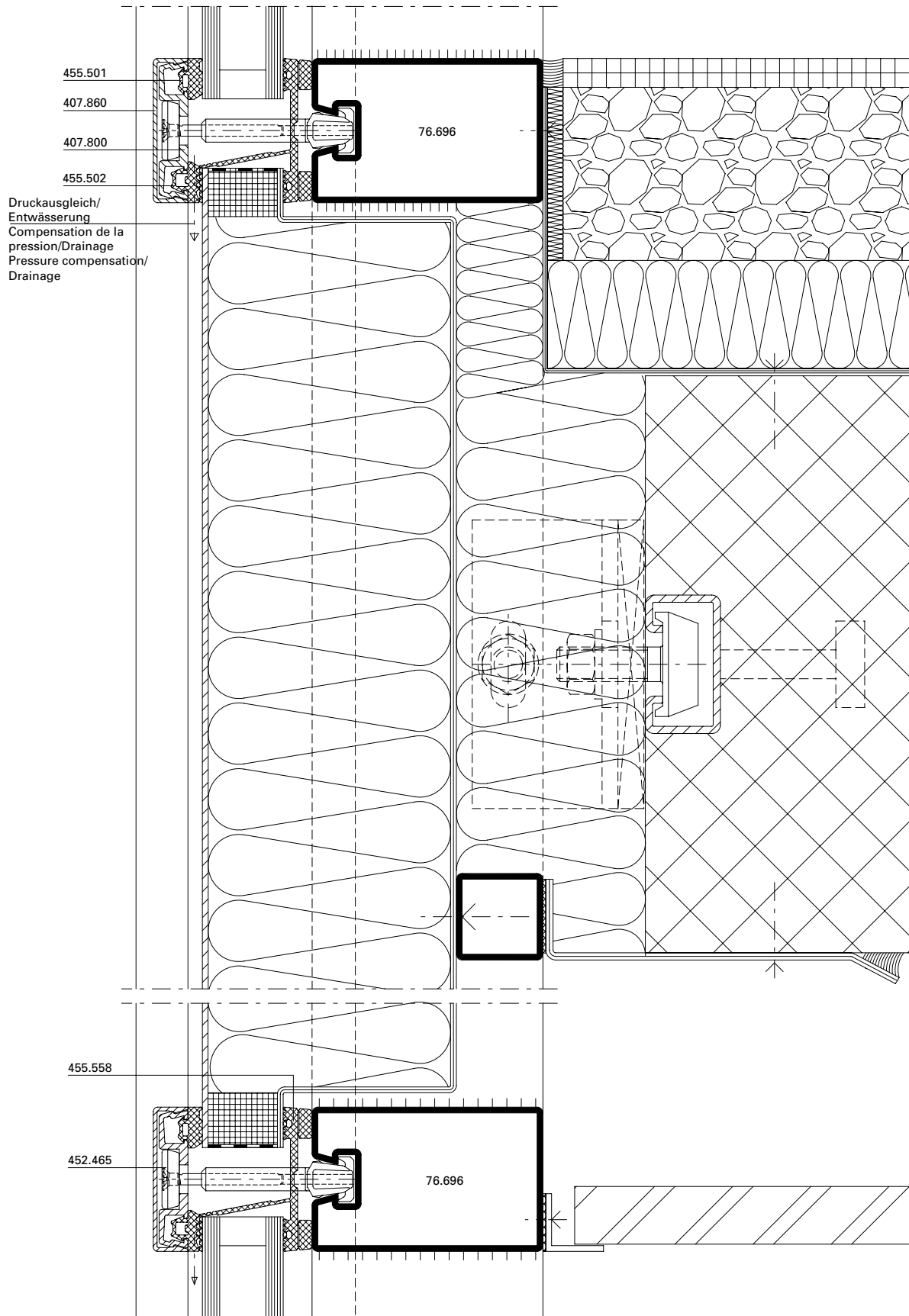


Druckausgleich/
Entwässerung
Compensation de la
pression/Drainage
Pressure compensation/
Drainage



DXF DWG

D-510-A-010

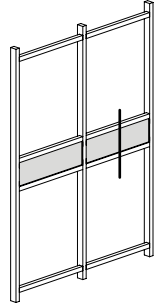
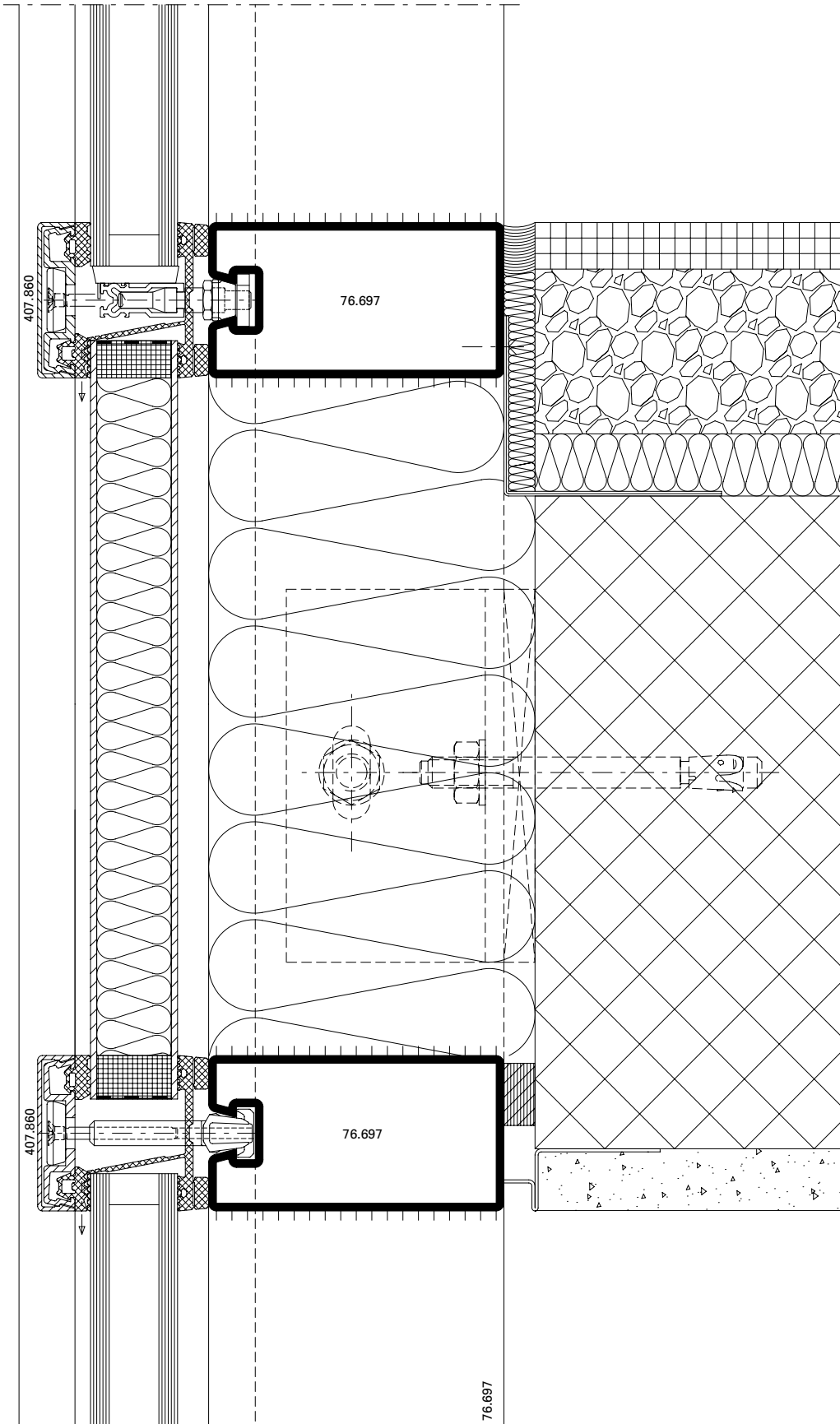


DXF DWG

D-510-A-011

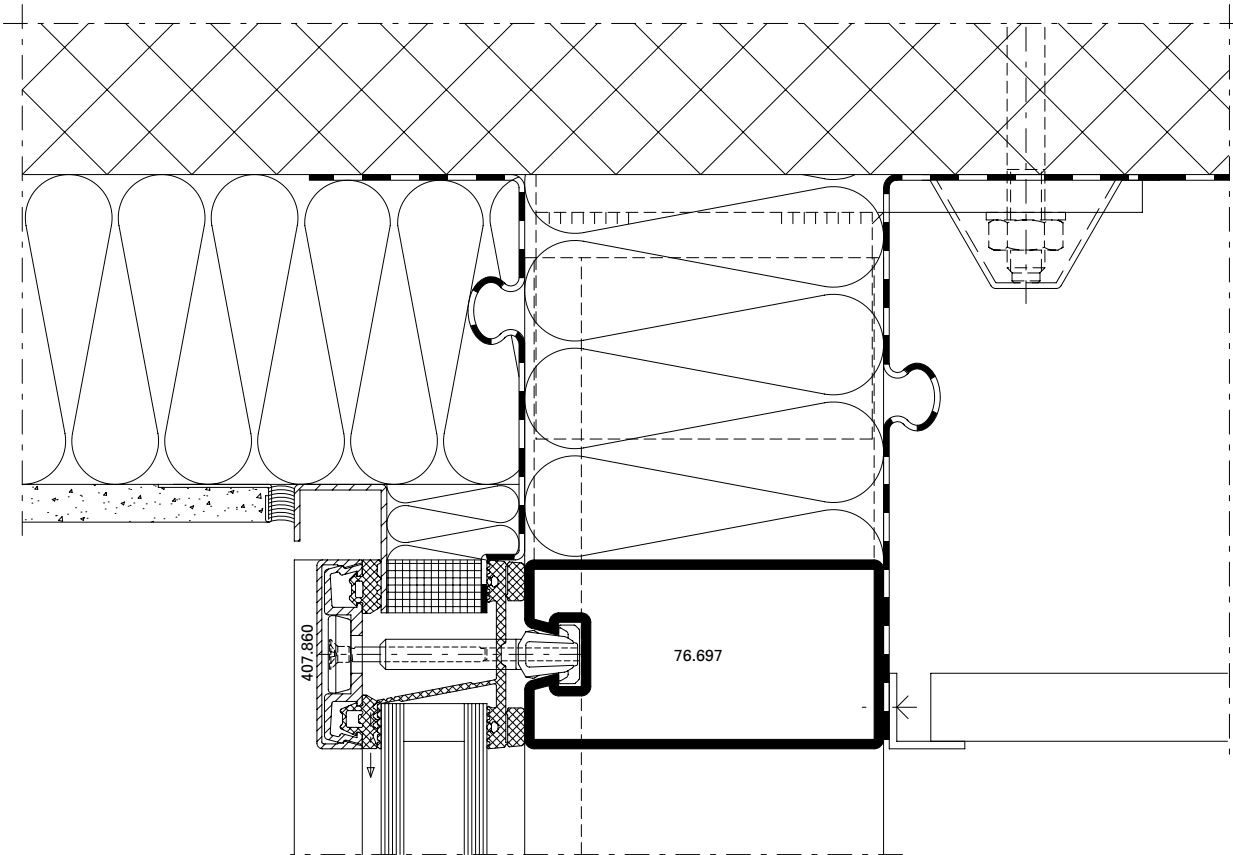
Anschlüsse am Bau im Masstab 1:2
Raccords au mur à l'échelle 1:2
Attachment to structure on scale 1:2

VISS Fassade
VISS façade
VISS façade



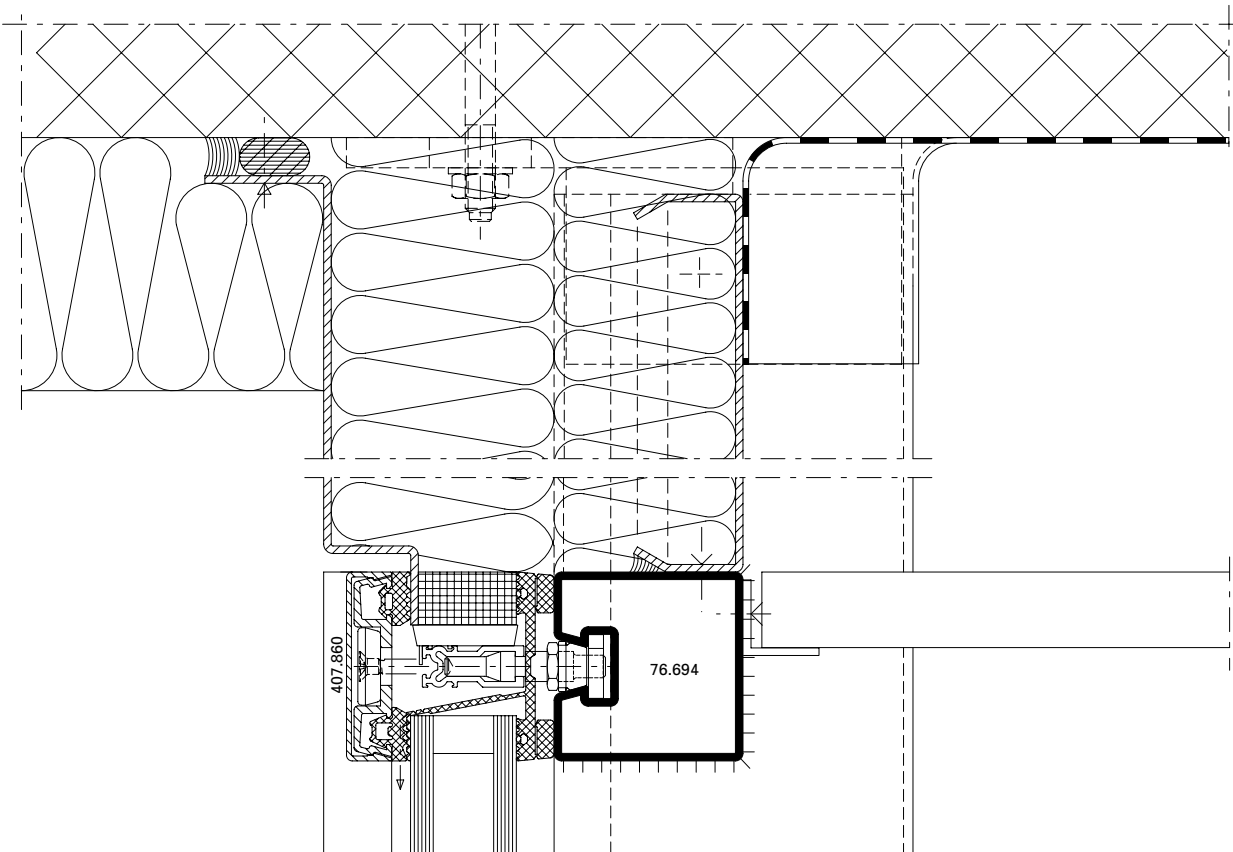
DXF DWG

D-510-A-012



DXF **DWG**

D-510-A-013

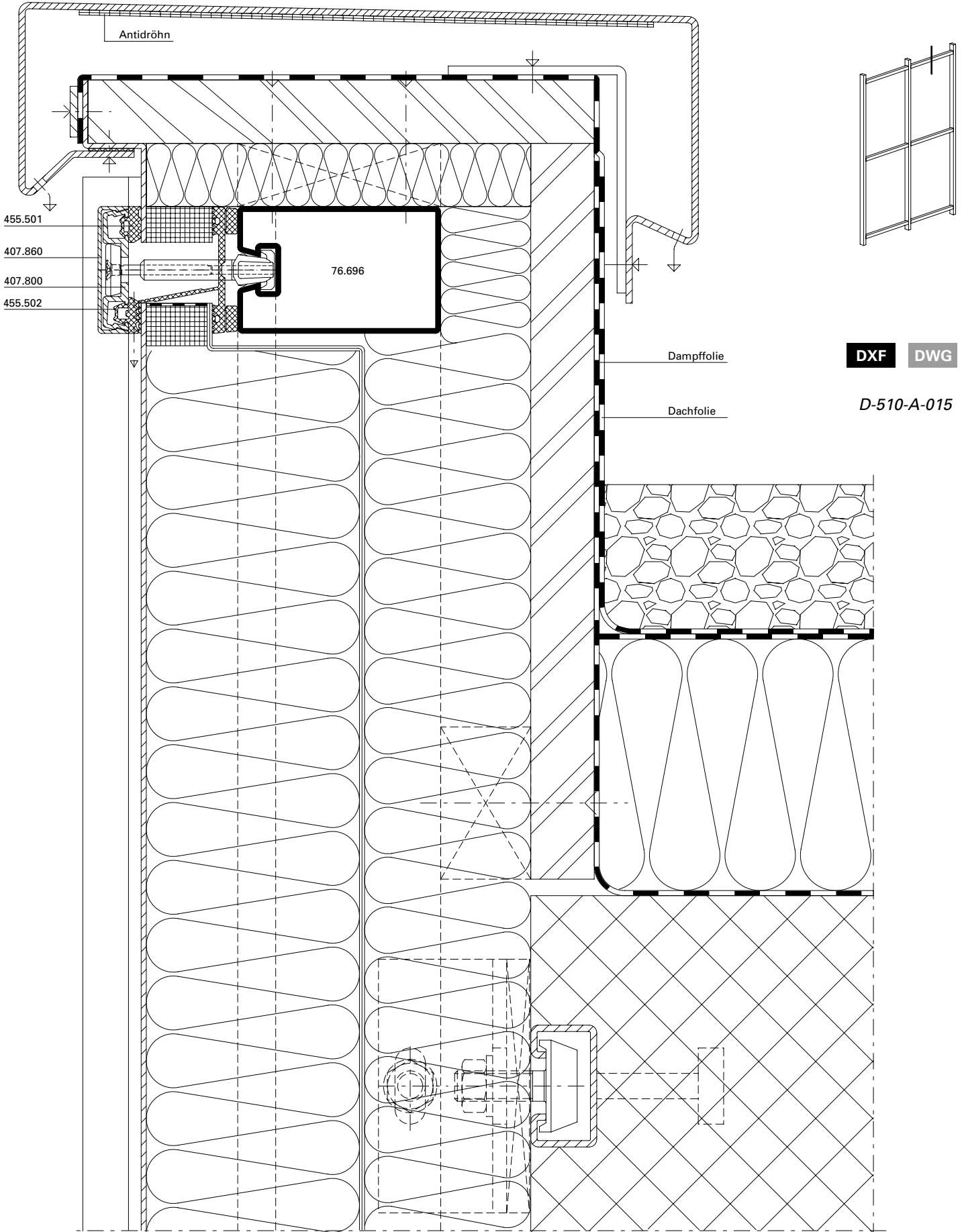


DXF **DWG**

D-510-A-014

Anschlüsse am Bau im Massstab 1:2
Raccords au mur à l'échelle 1:2
Attachment to structure on scale 1:2

VISS Fassade
VISS façade
VISS façade



System-Hinweise

Remarques concernant les systèmes

System instructions

VISS Fassade

VISS façade

VISS façade

**VISS HI 50 mm
mit Dämmprofil**

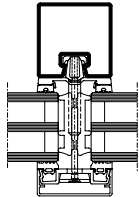
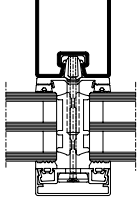
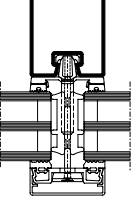
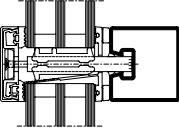
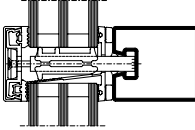
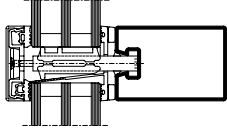
U_f-Werte nach EN 10077-2

**VISS HI 50 mm
avec gaine isolante**

Valeurs U_f selon EN 10077-2

**VISS HI 50 mm
with insulating core**

U_f values according to 10077-2

						
Glas Verre Glass	Pfosten 50/50 Montant 50/50 Mullion 50/50	Pfosten 50/120 Montant 50/129 Mullion 50/120	Pfosten 50/140 Montant 50/140 Mullion 50/140	Riegel 50/50 Traverse 50/50 Transom 50/50	Riegel 50/120 Traverse 50/120 Transom 50/120	Riegel 50/140 Traverse 50/140 Transom 50/140
30 mm	0,94 W/m²K	0,96 W/m²K	0,97 W/m²K	1,0 W/m²K	1,0 W/m²K	1,0 W/m²K
40 mm	0,77 W/m²K	0,79 W/m²K	0,79 W/m²K	0,85 W/m²K	0,86 W/m²K	0,86 W/m²K
50 mm	0,64 W/m²K	0,65 W/m²K	0,65 W/m²K	0,73 W/m²K	0,74 W/m²K	0,74 W/m²K
60 mm	0,58 W/m²K	0,59 W/m²K	0,59 W/m²K	0,65 W/m²K	0,66 W/m²K	0,66 W/m²K
70 mm	0,53 W/m²K	0,53 W/m²K	0,53 W/m²K	0,60 W/m²K	0,60 W/m²K	0,60 W/m²K

Der Einfluss der Schraubenbefestigung in Höhe von 0.14 W/m²K ist berücksichtigt.

L'influence de la fixation à vis de 0.14 W/m²K est prise en compte.

The 0.14 W/m²K influence of the screw fixing is taken into account.

System-Hinweise

Remarques concernant les systèmes

System instructions

VISS Fassade

VISS façade

VISS façade

**VISS HI 60 mm
mit Dämmprofil**

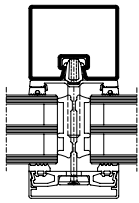
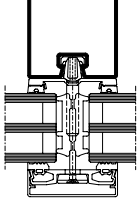
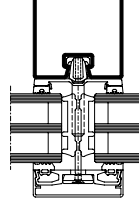
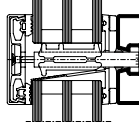
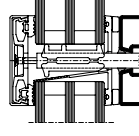
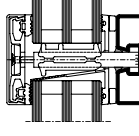
U_f-Werte nach EN 10077-2

**VISS HI 60 mm
avec gaine isolante**

Valeurs U_f selon EN 10077-2

**VISS HI 60 mm
with insulating core**

U_f values according to 10077-2

						
Glas Verre Glass	Pfofen 60/50 Montant 60/50 Mullion 60/50	Pfofen 60/100 Montant 60/100 Mullion 60/100	Pfofen 60/150 Montant 60/150 Mullion 60/150	Riegel 60/50 Traverse 60/50 Transom 60/50	Riegel 60/100 Traverse 60/100 Transom 60/100	Riegel 60/150 Traverse 60/150 Transom 60/150
30 mm	0,92 W/m²K	0,94 W/m²K	0,95 W/m²K	0,97 W/m²K	0,98 W/m²K	0,99 W/m²K
40 mm	0,75 W/m²K	0,76 W/m²K	0,76 W/m²K	0,82 W/m²K	0,84 W/m²K	0,84 W/m²K
50 mm	0,62 W/m²K	0,63 W/m²K	0,63 W/m²K	0,70 W/m²K	0,71 W/m²K	0,72 W/m²K
60 mm	0,55 W/m²K	0,56 W/m²K	0,56 W/m²K	0,63 W/m²K	0,64 W/m²K	0,64 W/m²K
70 mm	0,50 W/m²K	0,50 W/m²K	0,51 W/m²K	0,58 W/m²K	0,59 W/m²K	0,59 W/m²K

	76.140 Pfofen 60/180 Montant 60/180 Mullion 60/180	76.141 Pfofen 60/220 Montant 60/220 Mullion 60/220	76.142 Pfofen 60/280 Montant 60/280 Mullion 60/280	76.140 Riegel 60/180 Traverse 60/180 Transom 60/180	76.141 Riegel 60/220 Traverse 60/220 Transom 60/220	76.142 Riegel 60/280 Traverse 60/280 Transom 60/280
50 mm	0,63 W/m²K	0,64 W/m²K	0,64 W/m²K	0,72 W/m²K	0,72 W/m²K	0,72 W/m²K
70 mm	0,51 W/m²K	0,51 W/m²K	0,51 W/m²K	0,59 W/m²K	0,59 W/m²K	0,59 W/m²K

Der Einfluss der Schrauben-
befestigung in Höhe von 0.14 W/m²K
ist berücksichtigt.

L'influence de la fixation à vis de
0.14 W/m²K est prise en compte.

The 0.14 W/m²K influence of the
screw fixing is taken into account.

System-Hinweise

Remarques concernant les systèmes

System instructions

VISS Fassade

VISS façade

VISS façade

**VISS HI 50 mm
mit Dämmprofil
Flaches Deckprofil**

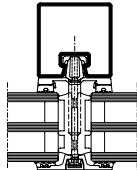
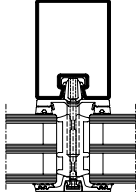
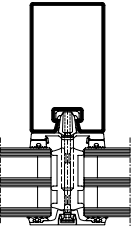
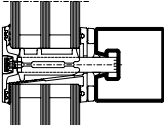
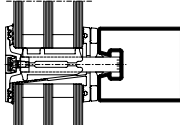
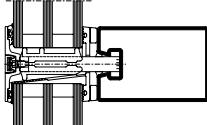
U_f-Werte nach EN 10077-2

**VISS HI 50 mm
avec gaine isolante
Profilé de recouvrement plat**

Valeurs U_f selon EN 10077-2

**VISS HI 50 mm
with insulating core
Flat cover cap**

U_f values according to 10077-2

						
Glas Verre Glass	Pfosten 50/50 Montant 50/50 Mullion 50/50	Pfosten 50/95 Montant 50/95 Mullion 50/95	Pfosten 50/140 Montant 50/140 Mullion 50/140	Riegel 50/50 Traverse 50/50 Transom 50/50	Riegel 50/95 Traverse 50/95 Transom 50/95	Riegel 50/140 Traverse 50/140 Transom 50/140
30 mm						
40 mm	0,84 W/m²K	0,87 W/m²K	0,86 W/m²K	0,92 W/m²K	0,94 W/m²K	0,94 W/m²K
50 mm	0,69 W/m²K	0,70 W/m²K	0,71 W/m²K	0,79 W/m²K	0,80 W/m²K	0,80 W/m²K
60 mm	0,62 W/m²K	0,63 W/m²K	0,63 W/m²K	0,69 W/m²K	0,70 W/m²K	0,70 W/m²K
70 mm	0,55 W/m²K	0,56 W/m²K	0,56 W/m²K	0,63 W/m²K	0,63 W/m²K	0,63 W/m²K

**Der Einfluss der Schrauben-
befestigung in Höhe von 0.14 W/m²K
ist berücksichtigt.**

**L'influence de la fixation à vis de
0.14 W/m²K est prise en compte.**

**The 0.14 W/m²K influence of the
screw fixing is taken into account.**

System-Hinweise

Remarques concernant les systèmes

System instructions

VISS Fassade

VISS façade

VISS façade

**VISS HI 60 mm
mit Dämmprofil
Flaches Deckprofil**

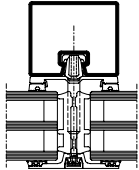
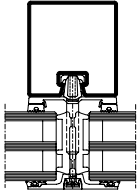
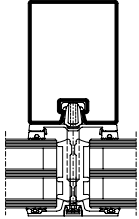
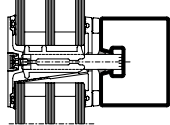
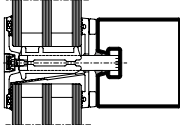
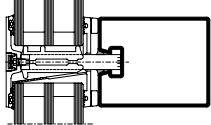
U_f-Werte nach EN 10077-2

**VISS HI 60 mm
avec gaine isolante
Profilé de recouvrement plat**

Valeurs U_f selon EN 10077-2

**VISS HI 60 mm
with insulating core
Flat cover cap**

U_f values according to 10077-2

						
Glas Verre Glass	Pfosten 60/50 Montant 60/50 Mullion 60/50	Pfosten 60/100 Montant 60/100 Mullion 60/100	Pfosten 60/150 Montant 60/150 Mullion 60/150	Riegel 60/50 Traverse 60/50 Transom 60/50	Riegel 60/100 Traverse 60/100 Transom 60/100	Riegel 60/150 Traverse 60/150 Transom 60/150
30 mm						
40 mm	0,81 W/m²K	0,82 W/m²K	0,83 W/m²K	0,88 W/m²K	0,90 W/m²K	0,90 W/m²K
50 mm	0,67 W/m²K	0,68 W/m²K	0,69 W/m²K	0,76 W/m²K	0,77 W/m²K	0,78 W/m²K
60 mm	0,59 W/m²K	0,60 W/m²K	0,60 W/m²K	0,67 W/m²K	0,68 W/m²K	0,69 W/m²K
70 mm	0,52 W/m²K	0,53 W/m²K	0,53 W/m²K	0,61 W/m²K	0,61 W/m²K	0,62 W/m²K

Glas Verre Glass	76.140 Pfosten 60/180 Montant 60/180 Mullion 60/180	76.141 Pfosten 60/220 Montant 60/220 Mullion 60/220	76.142 Pfosten 60/280 Montant 60/280 Mullion 60/280	76.140 Riegel 60/180 Traverse 60/180 Transom 60/180	76.141 Riegel 60/220 Traverse 60/220 Transom 60/220	76.142 Riegel 60/280 Traverse 60/280 Transom 60/280
50 mm	0,69 W/m²K	0,69 W/m²K	0,69 W/m²K	0,78 W/m²K	0,78 W/m²K	0,78 W/m²K
70 mm	0,53 W/m²K	0,53 W/m²K	0,53 W/m²K	0,62 W/m²K	0,62 W/m²K	0,62 W/m²K

**Der Einfluss der Schrauben-
befestigung in Höhe von 0.14 W/m²K
ist berücksichtigt.**

**L'influence de la fixation à vis de
0.14 W/m²K est prise en compte.**

**The 0.14 W/m²K influence of the
screw fixing is taken into account.**

System-Hinweise

Remarques concernant les systèmes

System instructions

VISS Fassade

VISS façade

VISS façade

VISS 50 mm

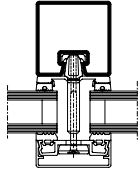
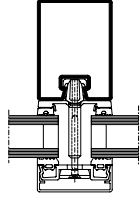
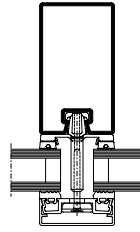
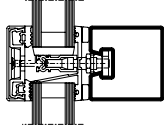
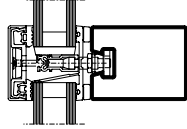
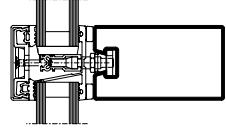
U_f-Werte nach EN 10077-2

VISS 50 mm

Valeurs U_f selon EN 10077-2

VISS 50 mm

U_f values according to 10077-2

						
Glas Verre Glass	Pfosten 50/50 Montant 50/50 Mullion 50/50	Pfosten 50/95 Montant 50/95 Mullion 50/95	Pfosten 50/140 Montant 50/140 Mullion 50/140	Riegel 50/50 Traverse 50/50 Transom 50/50	Riegel 50/95 Traverse 50/95 Transom 50/95	Riegel 50/140 Traverse 50/140 Transom 50/140
20 mm	1,7 W/m ² K	1,8 W/m ² K	1,7 W/m ² K	1,5 W/m ² K	1,5 W/m ² K	1,5 W/m ² K
30 mm	1,5 W/m ² K	1,6 W/m ² K	1,6 W/m ² K	1,3 W/m ² K	1,4 W/m ² K	1,4 W/m ² K
40 mm	1,4 W/m ² K	1,5 W/m ² K	1,5 W/m ² K	1,3 W/m ² K	1,3 W/m ² K	1,3 W/m ² K
50 mm	1,4 W/m ² K	1,4 W/m ² K	1,4 W/m ² K	1,2 W/m ² K	1,2 W/m ² K	1,2 W/m ² K
60 mm	1,3 W/m ² K	1,4 W/m ² K	1,4 W/m ² K	1,2 W/m ² K	1,2 W/m ² K	1,2 W/m ² K
70 mm	1,3 W/m ² K	1,3 W/m ² K	1,3 W/m ² K	1,2 W/m ² K	1,2 W/m ² K	1,2 W/m ² K

Der Einfluss der Schraubenbefestigung in Höhe von 0.14 W/m²K ist berücksichtigt.

L'influence de la fixation à vis de 0.14 W/m²K est prise en compte.

The 0.14 W/m²K influence of the screw fixing is taken into account.

System-Hinweise

Remarques concernant les systèmes

System instructions

VISS Fassade

VISS façade

VISS façade

VISS 60 mm

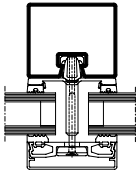
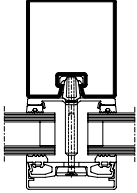
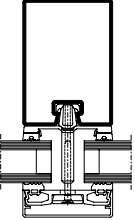
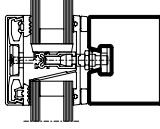
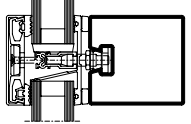
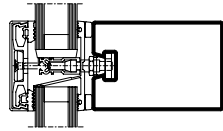
U_f-Werte nach EN 10077-2

VISS 60 mm

Valeurs U_f selon EN 10077-2

VISS 60 mm

U_f values according to 10077-2

						
Glas Verre Glass	Pfosten 60/50 Montant 60/50 Mullion 60/50	Pfosten 60/100 Montant 60/100 Mullion 60/100	Pfosten 60/150 Montant 60/150 Mullion 60/150	Riegel 60/50 Traverse 60/50 Transom 60/50	Riegel 60/100 Traverse 60/100 Transom 60/100	Riegel 60/150 Traverse 60/150 Transom 60/150
20 mm	1,6 W/m²K	1,7 W/m²K	1,6 W/m²K	1,4 W/m²K	1,4 W/m²K	1,5 W/m²K
30 mm	1,4 W/m²K	1,5 W/m²K	1,4 W/m²K	1,2 W/m²K	1,3 W/m²K	1,3 W/m²K
40 mm	1,3 W/m²K	1,3 W/m²K	1,3 W/m²K	1,1 W/m²K	1,2 W/m²K	1,2 W/m²K
50 mm	1,2 W/m²K	1,2 W/m²K	1,2 W/m²K	1,1 W/m²K	1,1 W/m²K	1,1 W/m²K
60 mm	1,1 W/m²K	1,2 W/m²K	1,1 W/m²K	1,0 W/m²K	1,1 W/m²K	1,1 W/m²K
70 mm	1,1 W/m²K	1,1 W/m²K	1,1 W/m²K	1,0 W/m²K	1,0 W/m²K	1,0 W/m²K

	76.140 Pfosten 60/180 Montant 60/180 Mullion 60/180	76.141 Pfosten 60/220 Montant 60/220 Mullion 60/220	76.142 Pfosten 60/280 Montant 60/280 Mullion 60/280	76.140 Riegel 60/180 Traverse 60/180 Transom 60/180	76.141 Riegel 60/220 Traverse 60/220 Transom 60/220	76.142 Riegel 60/280 Traverse 60/280 Transom 60/280
50 mm	1,3 W/m²K	1,3 W/m²K	1,3 W/m²K	1,1 W/m²K	1,1 W/m²K	1,1 W/m²K
70 mm	1,1 W/m²K	1,1 W/m²K	1,1 W/m²K	1,0 W/m²K	1,0 W/m²K	1,0 W/m²K

Der Einfluss der Schraubenbefestigung in Höhe von 0.14 W/m²K ist berücksichtigt.

L'influence de la fixation à vis de 0.14 W/m²K est prise en compte.

The 0.14 W/m²K influence of the screw fixing is taken into account.

System-Hinweise

Remarques concernant les systèmes

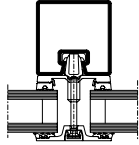
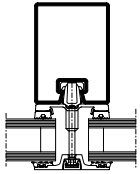
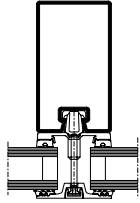
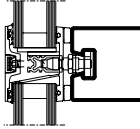
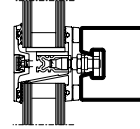
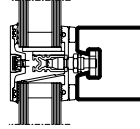
System instructions

VISS Fassade

VISS façade

VISS façade

VISS 50 mm
Flaches DeckprofilU_f-Werte nach EN 10077-2**VISS 50 mm**
Profilé de recouvrement platValeurs U_f selon EN 10077-2**VISS 50 mm**
Flat cover capU_f values according to 10077-2

						
Glas Verre Glass	Pfosten 50/50 Montant 50/50 Mullion 50/50	Pfosten 50/95 Montant 50/95 Mullion 50/95	Pfosten 50/140 Montant 50/140 Mullion 50/140	Riegel 50/50 Traverse 50/50 Transom 50/50	Riegel 50/95 Traverse 50/95 Transom 50/95	Riegel 50/140 Traverse 50/140 Transom 50/140
20 mm	1,9 W/m ² K	2,0 W/m ² K	2,0 W/m ² K	1,6 W/m ² K	1,7 W/m ² K	1,7 W/m ² K
30 mm	1,7 W/m ² K	1,7 W/m ² K	1,7 W/m ² K	1,4 W/m ² K	1,5 W/m ² K	1,5 W/m ² K
40 mm	1,5 W/m ² K	1,6 W/m ² K	1,6 W/m ² K	1,3 W/m ² K	1,4 W/m ² K	1,4 W/m ² K
50 mm	1,4 W/m ² K	1,5 W/m ² K	1,5 W/m ² K	1,3 W/m ² K	1,3 W/m ² K	1,3 W/m ² K
60 mm	1,4 W/m ² K	1,4 W/m ² K	1,4 W/m ² K	1,2 W/m ² K	1,3 W/m ² K	1,3 W/m ² K
70 mm	1,3 W/m ² K	1,3 W/m ² K	1,3 W/m ² K	1,2 W/m ² K	1,2 W/m ² K	1,2 W/m ² K

Der Einfluss der Schrauben-
befestigung in Höhe von 0.14 W/m²K
ist berücksichtigt.

L'influence de la fixation à vis de
0.14 W/m²K est prise en compte.

The 0.14 W/m²K influence of the
screw fixing is taken into account.

System-Hinweise

Remarques concernant les systèmes

System instructions

VISS Fassade

VISS façade

VISS façade

**VISS 60 mm
Flaches Deckprofil**

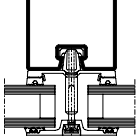
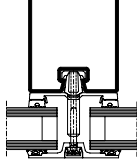
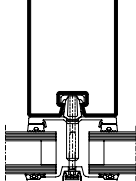
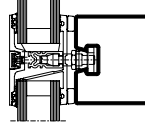
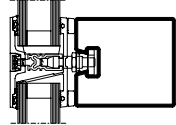
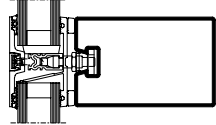
U_f-Werte nach EN 10077-2

**VISS 60 mm
Profilé de recouvrement plat**

Valeurs U_f selon EN 10077-2

**VISS 60 mm
Flat cover cap**

U_f values according to 10077-2

						
Glas Verre Glass	Pfosten 60/50 Montant 60/50 Mullion 60/50	Pfosten 60/100 Montant 60/100 Mullion 60/100	Pfosten 60/150 Montant 60/150 Mullion 60/150	Riegel 60/50 Traverse 60/50 Transom 60/50	Riegel 60/100 Traverse 60/100 Transom 60/100	Riegel 60/150 Traverse 60/150 Transom 60/150
20 mm	1,7 W/m ² K	1,8 W/m ² K	1,8 W/m ² K	1,5 W/m ² K	1,6 W/m ² K	1,6 W/m ² K
30 mm	1,5 W/m ² K	1,5 W/m ² K	1,6 W/m ² K	1,3 W/m ² K	1,3 W/m ² K	1,4 W/m ² K
40 mm	1,3 W/m ² K	1,4 W/m ² K	1,4 W/m ² K	1,2 W/m ² K	1,2 W/m ² K	1,2 W/m ² K
50 mm	1,2 W/m ² K	1,3 W/m ² K	1,3 W/m ² K	1,1 W/m ² K	1,2 W/m ² K	1,2 W/m ² K
60 mm	1,2 W/m ² K	1,2 W/m ² K	1,2 W/m ² K	1,1 W/m ² K	1,1 W/m ² K	1,1 W/m ² K
70 mm	1,1 W/m ² K	1,1 W/m ² K	1,2 W/m ² K	1,1 W/m ² K	1,1 W/m ² K	1,1 W/m ² K

	76.140 Pfosten 60/180 Montant 60/180 Mullion 60/180	76.141 Pfosten 60/220 Montant 60/220 Mullion 60/220	76.142 Pfosten 60/280 Montant 60/280 Mullion 60/280	76.140 Riegel 60/180 Traverse 60/180 Transom 60/180	76.141 Riegel 60/220 Traverse 60/220 Transom 60/220	76.142 Riegel 60/280 Traverse 60/280 Transom 60/280
50 mm	1,3 W/m ² K	1,3 W/m ² K	1,3 W/m ² K	1,2 W/m ² K	1,2 W/m ² K	1,2 W/m ² K
70 mm	1,2 W/m ² K	1,2 W/m ² K	1,2 W/m ² K	1,1 W/m ² K	1,1 W/m ² K	1,1 W/m ² K

Der Einfluss der Schraubenbefestigung in Höhe von 0.14 W/m²K ist berücksichtigt.


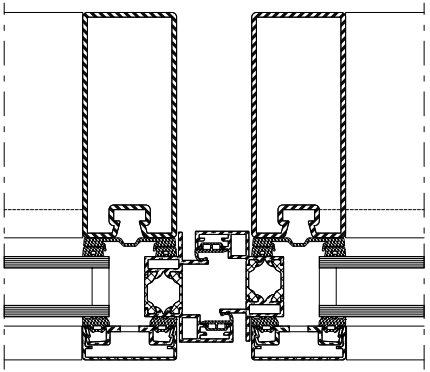
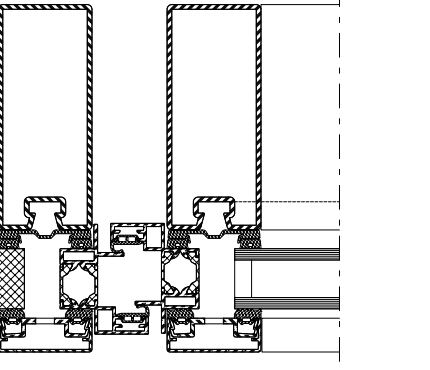
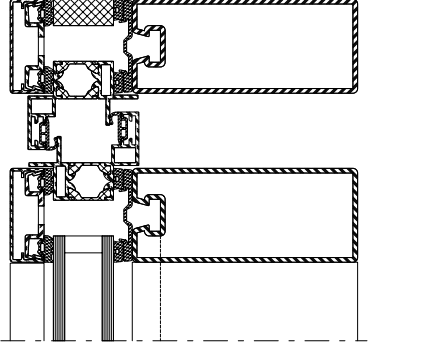
L'influence de la fixation à vis de 0.14 W/m²K est prise en compte.

The 0.14 W/m²K influence of the screw fixing is taken into account.

U_f -Werte
 (nach EN ISO 10077-2:2018-01)

Valeurs U_f
 (selon EN ISO 10077-2:2018-01)

U_f values
 (according to EN ISO 10077-2:2018-01)

	Füllelementstärken Elements de remplissages Infill elements			
	≥ 27 mm	≥ 32 mm	≥ 37 mm	≥ 42 mm
	2.9 W/m ² K	2.6 W/m ² K	2.5 W/m ² K	2.4 W/m ² K
	2.9 W/m ² K	2.5 W/m ² K	2.4 W/m ² K	2.3 W/m ² K
	2.6 W/m ² K	2.4 W/m ² K	2.3 W/m ² K	2.2 W/m ² K

System-Hinweise

Remarques concernant les systèmes

System instructions

VISS Fassade


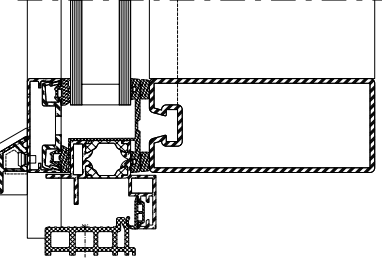
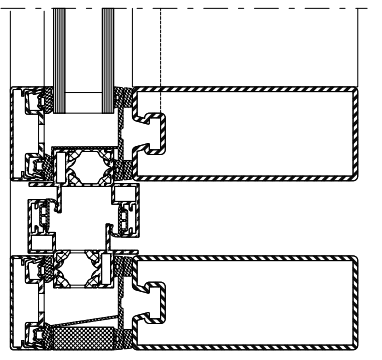
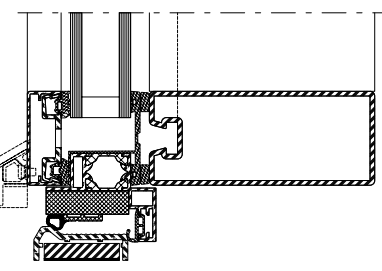
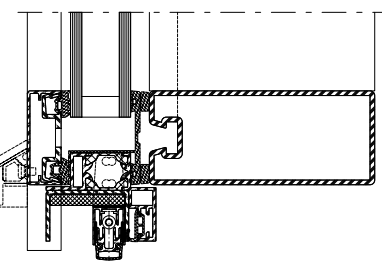
VISS façade

VISS façade

U_f-Werte
(nach EN ISO 10077-2:2018-01)

Valeurs U_f
(selon EN ISO 10077-2:2018-01)

U_f values
(according to EN ISO 10077-2:2018-01)

	Füllelementstärken Elements de remplissages Infill elements			
	≥ 27 mm	≥ 32 mm	≥ 37 mm	≥ 42 mm
	3.1 W/m ² K	2.9 W/m ² K	2.8 W/m ² K	2.7 W/m ² K
	2.9 W/m ² K	2.6 W/m ² K	2.5 W/m ² K	2.5 W/m ² K
	2.0 W/m ² K	2.1 W/m ² K	2.1 W/m ² K	2.0 W/m ² K
	3.0 W/m ² K	3.0 W/m ² K	3.0 W/m ² K	3.0 W/m ² K

VISS Fassade
VISS façade
VISS façade

Inhaltsverzeichnis

Sommaire

Content

VISS Fassade

VISS façade

VISS façade

Systemübersicht

Merkmale
Zulassungen
Systemausführungen

Sommaire du système

Caractéristiques
Homologations
Exécutions de système

Summary of system

Characteristics
Authorisations
System versions

2

Profilsortiment

Profile 50 und 60 mm
Deckprofile 50 und 60 mm

Assortiment de profilé

Profilés 50 et 60 mm
Profilés de recouvrement 50 et 60 mm

Range of profiles

Profiles 50 and 60 mm
Cover sections 50 and 60 mm

11

Konstruktions-Hinweise

Schnittpunkte
Konstruktionsdetails
Anschlüsse am Bau
System-Hinweise

Indications du construction

Coupes de détails
Détails de construction
Raccords au mur
Remarques concernant les systèmes

Construction instructions

Section details
Construction details
Attachment to structure
System instructions

19

Merkmale

Caractéristiques

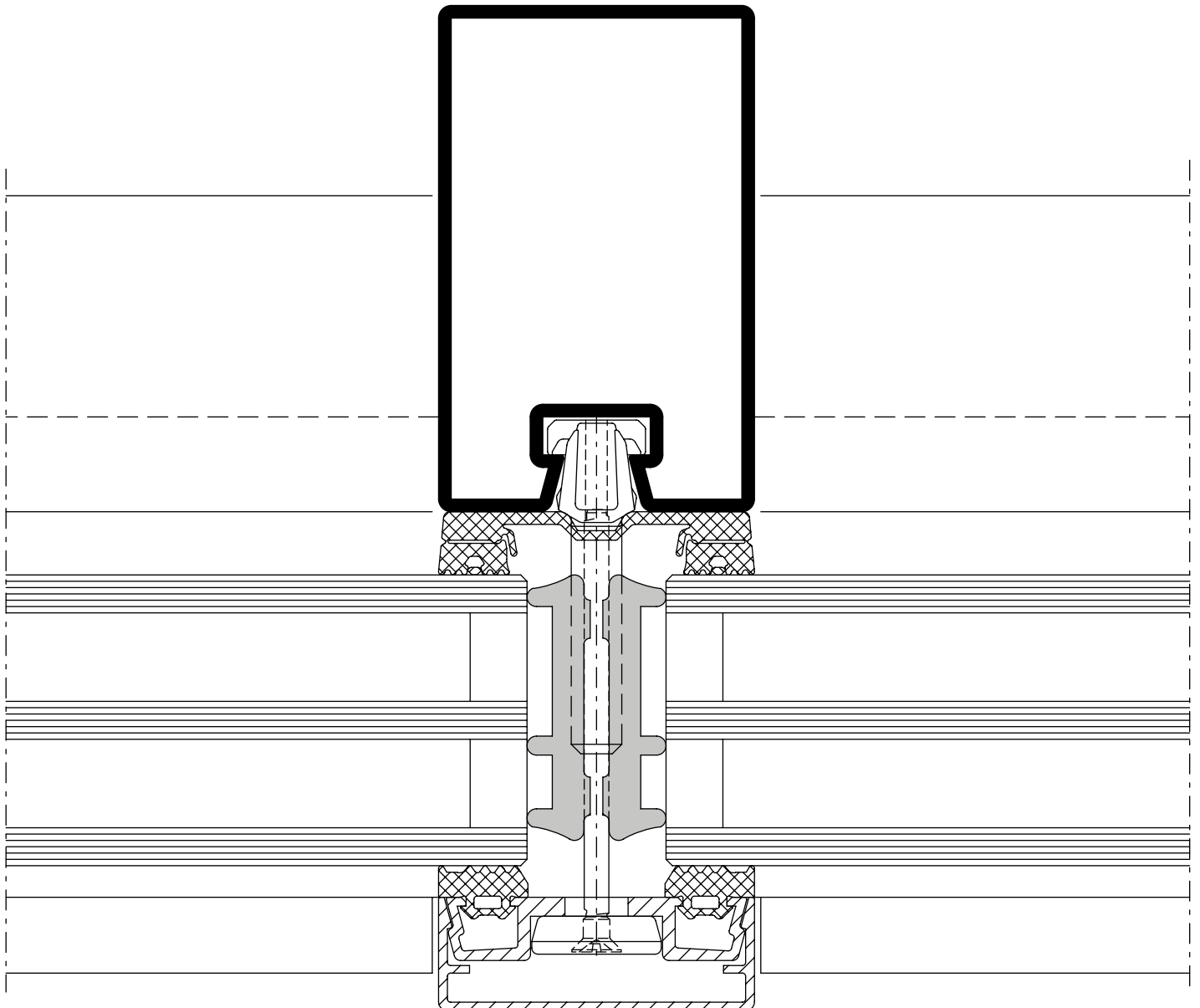
Characteristics

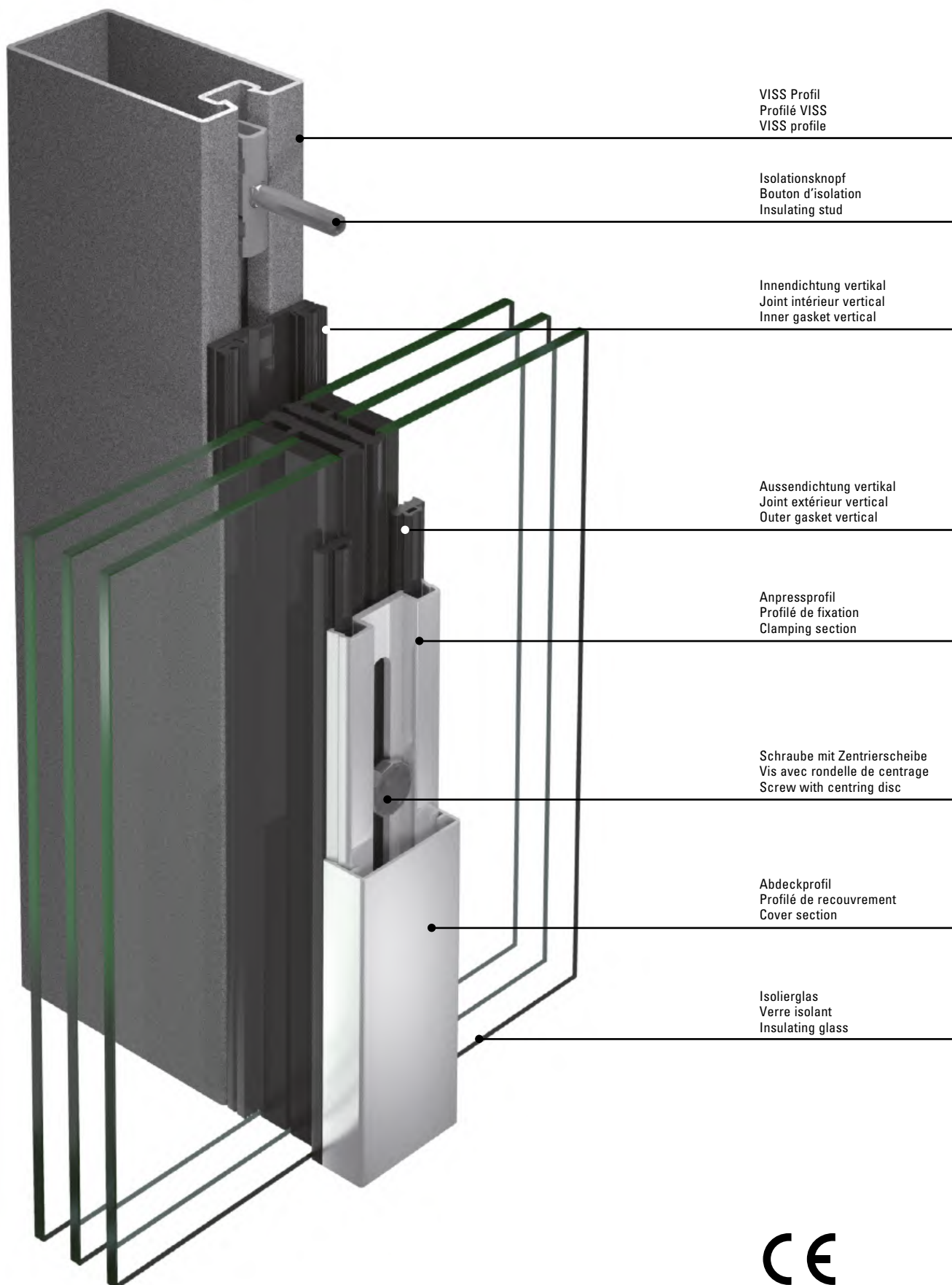
VISS Fassade

VISS façade

VISS façade













- CE-Kennzeichnung nach EN 13830 oder EN 14351-1
 - U_{CW} eingebaut Werte bis 0.73 W/m²K
 - U_f Werte bis 0.65 W/m²K
 - Ansichtsbreiten 50 und 60 mm
 - Füllelementstärken 6 bis 70 mm
 - Füllelementgewichte bis 1800 kg
Flügelgewichte bis 550 kg
 - Kombinierbar mit der Aufsatzkonstruktion VISS Basic, der Brandschutzlösung VISS Fire und der Einbruchhemmenden Variante VISS RC
- Marquage CE selon EN 13830 ou EN 14351-1
 - Valeurs U_{CW} (monté) jusqu'à 0.73 W/m²K
 - Valeurs U_f jusqu'à 0.65 W/m²K
 - Largeurs de face 50 et 60 mm
 - Éléments de remplissage de 6 à 70 mm d'épaisseur
 - Poids de remplissage jusqu'à 1800 kg
Poids du vantail jusqu'à 550 kg
 - Combinable avec la construction rapportée VISS Basic, la protection incendie VISS Fire et la variante anti-effraction VISS RC
- CE marking in accordance with EN 13830 or EN 14351-1
 - U_{CW} installed values to 0.73 W/m²K
 - U_f values to 0.65 W/m²K
 - 50 and 60 mm face widths
 - Infill panel thicknesses of 6 to 70 mm
 - Infill unit weights up to 1800 kg
Leaf weight up to 550 kg
 - Can be combined with the VISS Basic add-on construction, the VISS Fire fire protection solution and the VISS RC burglar-resistant version





Leistungseigenschaften
Caractéristiques de performance
Performance characteristics

VISS Fassade
 VISS façade
 VISS façade

	Prüfungen (Prüfnorm) Essais (Norme d'essai) Tests (Test standard)	Klassifizierungs-Norm Norme de classification Classification standard	Werte Valeurs Values
	Schlagregendichtheit (EN 12155) Etanchéité à la pluie battante (EN 12155) Watertightness (EN 12155)	EN 12154	RE 1200
	Widerstand bei Windlast (EN 12179) Résistance à la pression du vent (EN 12179) Resistance to wind load (EN 12179)	EN 13116	Bemessungslast 2 kN/m ² Charge de calcul 2 kN/m ² Designed load 2 kN/m ²
	Luftdurchlässigkeit (EN 12153) Perméabilité à l'air (EN 12153) Air permeability (EN 12153)	EN 12152	Klasse AE Classe AE Class AE
	Wärmedurchgangskoeffizient (EN 13947) Transmission thermique (EN 13947) Thermal transmittance (EN 13947)	EN ISO 10077-2	ab $U_f > 0.65 \text{ W/m}^2\text{K}$ dès $U_f > 0.65 \text{ W/m}^2\text{K}$ from $U_f > 0.65 \text{ W/m}^2\text{K}$
	Schallschutz (EN ISO 140-3) Isolation phonique (EN ISO 140-3) Sound insulation (EN ISO 140-3)	EN ISO 717-1	R_w 47 dB (-1; -5) (C, Ctr)
	Einbruchhemmung Anti-effraction Burglar resistance	prEN 1627	RC2 / RC3 / RC4
	Durchschusshemmung (EN 1523) Résistance aux balles (EN 1523) Bullet proofing (EN 1523)	EN 1522	FB4 NS
	Stoßfestigkeit Résistance au chocs Impact strength	EN 14019	Klasse E5 / I5 Classe E5 / I5 Class E5 / I5
	Brandverhalten Réaction au feu Reaction to fire	EN 13501-1	Klasse B Classe B Class B
	Längsschalldämmung Isolation acoustique longitudinale Insulation against flanking transmission	prEN ISO 10848-2 (4/2004)	vertikal 62 dB horizontal 59 dB
	Technische Regeln für die Verwendung von absturzsichernden Verglasungen Règlement technique pour la sécurité anti-chute des vitrages The technical regulations for protecting glazing against falling out	DIN 180008-4	Kategorie A Catégorie A Category A

Avis Technique (Frankreich)
Fassade VISS TV 1S
Zulassung Nr. 02/12-1501,
C.S.T.B. Marne la Vallée/FR

Avis Technique (France)
Façade VISS TV 1S
Autorisation no 02/12-1501,
C.S.T.B. Marne la Vallée/FR

Avis Technique (France)
Façade VISS TV 1S
Authorisation nr. 02/12-1501,
C.S.T.B. Marne la Vallée/FR

Klemmverbindung (Deutschland)
AbZ Z-14.4-459 (Isolationsknöpfe)

Jonction par serrage (Allemagne)
AbZ Z-14.4-459 (bouton d'isolation)

Clamp connection (Germany)
AbZ Z-14.4-459 (insulation studs)

CWCT-Test
Die Fassade wurde nach den
Anforderungen des CWCT geprüft.

Test CWCT
La façade a été contrôlée suivant les
exigences du CWCT.

CWCT test
The facades were certified in compliance
with the requirements of the CWCT.

Luftdurchlässigkeit/
Wasserdichtheit: PASS
Zulässige Windlast 2400 Pa
Sicherheitslast 3600 Pa

Perméabilité à l'air/
Étanchéité à l'eau: PASS
Charge du vent admissible 2400 Pa
Charge de sécurité 3600 Pa

Air permeability/
Watertightness: PASS
Permissible wind load 2400 Pa
Security load 3600 Pa

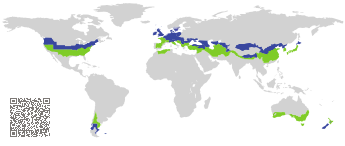
Passivhaus-Zertifikat

Certificat maison passive

Passive house certificate

ZERTIFIKAT
Zertifizierte Passivhaus-Komponente
Komponenten-ID 0157cw03 gültig bis 31. Dezember 2020

Passivhaus Institut
Dr. Wolfgang Feist
64283 Darmstadt
Deutschland



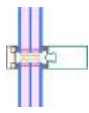
QR Code

Category: **Pfosten-Riegel-Fassade**
Hersteller: **Jansen AG, Oberriet SG, Schweiz (Confederatio Helvetica)**
Produktname: **VISS HI**

Folgende Kriterien für die kühl-gemäßigte Klimazone wurden geprüft

Behaglichkeit $U_{\text{COP}} = 0.80 \leq 0.80 \text{ W/(m}^2\text{K)}$
 $U_{\text{COP, maximal}} \leq 0.85 \text{ W/(m}^2\text{K)}$
 mit $U_g = 0.70 \text{ W/(m}^2\text{K)}$

Hygiene $f_{\text{Red,0.25}} \geq 0.70$



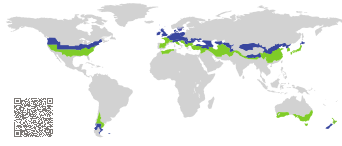
kühl-gemäßigtes Klima
pH A
ZERTIFIZIERTE KOMPONENTE
Passive House Institute

Passivhaus Effizienzklasse: pH E, pH D, pH C, pH B, pH A

www.passivhaus.de

CERTIFICATE
Certified Passive House Component
Component-ID 0157cw03 valid until 31st December 2020

Passive House Institute
Dr. Wolfgang Feist
64283 Darmstadt
Germany



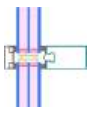
QR Code

Category: **Curtain Wall**
Manufacturer: **Jansen AG, Oberriet SG, Switzerland**
Product name: **VISS HI**

This certificate was awarded based on the following criteria for the cool, temperate climate zone

Comfort $U_{\text{COP}} = 0.80 \leq 0.80 \text{ W/(m}^2\text{K)}$
 $U_{\text{COP, maximal}} \leq 0.85 \text{ W/(m}^2\text{K)}$
 with $U_g = 0.70 \text{ W/(m}^2\text{K)}$

Hygiene $f_{\text{Red,0.25}} \geq 0.70$



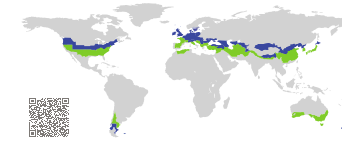
cool, temperate climate
pH A
CERTIFIED COMPONENT
Passive House Institute

Passive House efficiency class: pH E, pH D, pH C, pH B, pH A

www.passivehouse.com

CERTIFICATE
Certified Passive House Component
Component-ID 0157cw03 valid until 31st December 2020

Passive House Institute
Dr. Wolfgang Feist
64283 Darmstadt
Germany



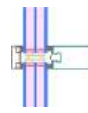
QR Code

Category: **Curtain Wall**
Manufacturer: **Jansen AG, Oberriet SG, Switzerland**
Product name: **VISS HI**

This certificate was awarded based on the following criteria for the cool, temperate climate zone

Comfort $U_{\text{COP}} = 0.80 \leq 0.80 \text{ W/(m}^2\text{K)}$
 $U_{\text{COP, maximal}} \leq 0.85 \text{ W/(m}^2\text{K)}$
 with $U_g = 0.70 \text{ W/(m}^2\text{K)}$


Hygiene $f_{\text{Red,0.25}} \geq 0.70$



cool, temperate climate
pH A
CERTIFIED COMPONENT
Passive House Institute

Passive House efficiency class: pH E, pH D, pH C, pH B, pH A

www.passivehouse.com



VISS RC


- Ansichtsbreiten 50 mm und 60 mm
- Keine sichtbare Einbruchhemmung ist erkennbar
- RC Lösung kann im VISS Standard und VISS Basic angewendet werden
- Kombination der beiden Systeme mit RC ebenfalls möglich
- Einbruch- und Ausbruchhemmung nach EN 1627
- VISS RC Versionen sind mit den einbruchhemmenden Profillösungen bis RC3 für Janisol, Janisol HI, Arte und Janisol Primo im Fensterbereich sowie Janisol HI, Janisol im Türbereich kombinierbar

VISS RC

- Largeurs de face 50 mm et 60 mm
- Absence de protection anti-effraction visible détectable
- La solution RC peut être appliquée dans les versions VISS Standard et VISS Basic
- Combinaison possible des deux systèmes avec RC
- Anti-effraction et anti-évasion selon EN 1627
- Les versions VISS RC peuvent être combinées avec les solutions de profilés à protection anti-effraction jusqu'à RC3 pour Janisol, Janisol HI, Arte et Janisol Primo dans le domaine des fenêtres, et avec les profilés pour Janisol HI, Janisol dans le domaine des portes

VISS RC

- Face widths of 50 mm and 60 mm
- No "visible" burglar resistance
- RC solution can be applied in the VISS Standard and VISS Basic systems
- Combination of both systems with RC also possible
- Burglar and break-out resistance in accordance with EN 1627
- VISS RC versions can be combined with the burglar-resistant profile solutions up to RC3 for Janisol, Janisol HI, Arte and Janisol Primo in windows as well as Janisol HI and Janisol in doors



VISS HI

- Hochisolierte Stahlfassade in Pfosten-Riegel-Bauweise
- Passivhaus zertifizierte Komponente
- Ermöglicht ein nachhaltiges Bauen
- Geeignet für besonders hohe Ansprüche im Isolationsbereich

VISS HI

- Façade en acier hautement isolée à montage montants-traverses
- Composants certifiés Maison Passive
- Permet une construction durable
- Adapté à des exigences particulièrement hautes dans le domaine de l'isolation

VISS HI

- Highly insulated steel façade as mullion/transom construction
- Passive house-certified components
- Allows sustainable construction
- Suitable for particularly high insulation requirements



VISS flaches Deckprofil

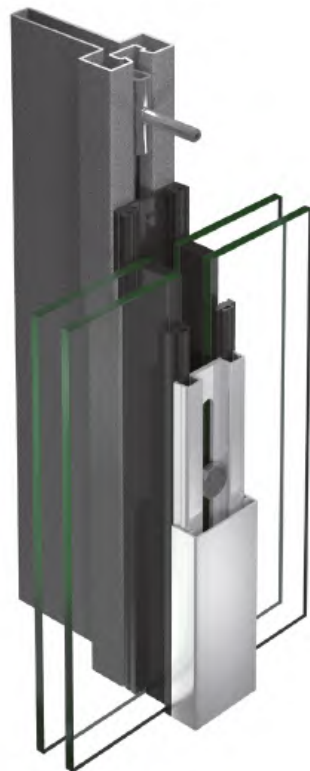
- Die wirtschaftliche Lösung für SG Optik
- Das Auge gleitet über die Fassade, ohne von signifikanten optischen Teilern abgelenkt zu werden
- Keine sichtbaren Schrauben
- Zweifarbig eloxierbar oder beschichtbar

VISS Profilé de recouvrement plat

- Solution économique pour l'optique SG
- L'œil parcourt la façade sans tomber sur des séparateurs optiques marqués
- Pas de vis visibles
- Capacité d'anodisation en deux couleurs ou au revêtement

VISS flat cover cap profile

- The economical solution for SG look
- The eye glides over the façade without being distracted by obtrusive visual dividers
- No visible screws
- Can be anodised or coated in two colours



VISS Linea / Personal Profiles

- Designprofil Linea mit filigraner Ansicht bei hoher statischer Leistung
- Für individuelle und ästhetische Ansprüche
- Ertüchtigung möglich durch eingeschobenen Flachstahl
- Profil integriert im vorhandenen VISS System und Anschluss ohne Benutzung von Sonderteilen

VISS Linea / Personal Profiles

- Profilé design Linea à face fine pour une haute performance statique
- Pour des exigences spécifiques et esthétiques
- Peut être renforcé par l'insertion de plaques en acier
- Profilé intégré dans le système VISS existant et raccordement sans utilisation de pièces spéciales

VISS Linea / Personal profiles

- Linea design profile with slimline sightlines and high structural performance
- For individual and aesthetic requirements
- Can be reinforced by inserting steel plates
- Profile integrated in existing VISS system and attachment without the use of special parts



VISS Sonnenschutz

- Abgestimmt auf das VISS System
- Im Sinne der Nachhaltigkeit erlaubt der Sonnenschutz eine energieeffiziente Planung
- Ein angenehmes Klima für die Nutzer durch den optimalen Sonnenschutz

VISS Protection solaire

- Adapté au système VISS
- Conformément au principe de durabilité, la protection solaire permet une planification qui tient compte de l'efficacité énergétique
- Climat agréable pour le personnel grâce à la protection solaire optimale

VISS sun shading

- Tailored to the VISS system
- In terms of sustainability, the sun shading facilitates energy-efficient planning
- Optimum sun shading provides a pleasant climate for the employees



VISS Fassadentür


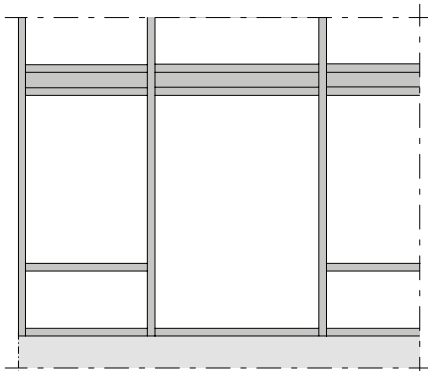

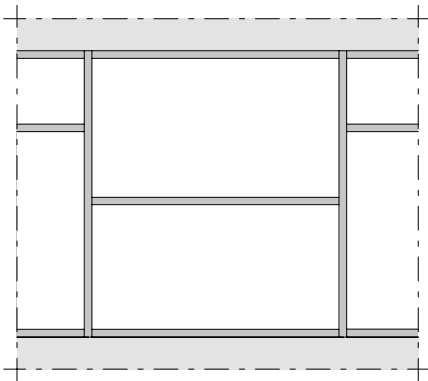
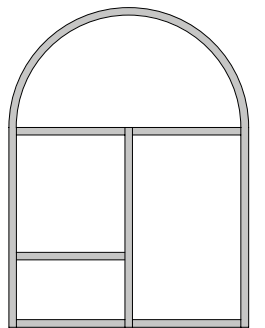
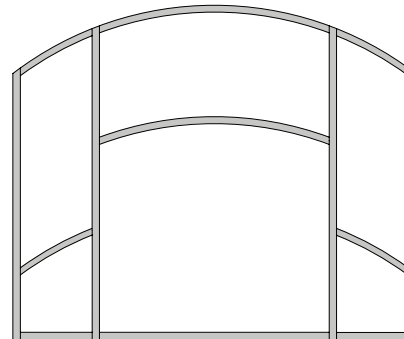
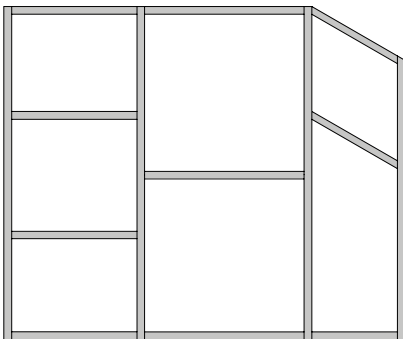
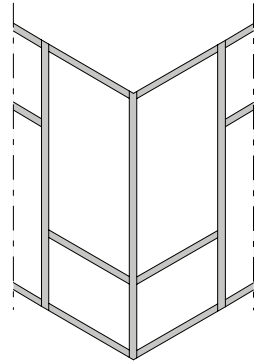
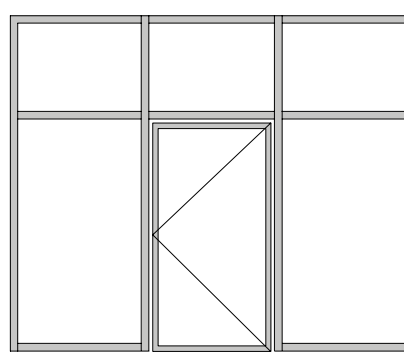

- Erscheinungsbild identisch mit Fassadenkonstruktion
- variable Türgrößen, je nach Profilwahl und Einsatzgebiet bis 6 m Höhe möglich
- Grossflächige Drehtür als Servicetür oder als Durchgang für Transportzwecke, z.B. bei Ausstellungen, Autohäuser, Museen, Atrien, etc.

VISS Porte de façade

- Se fond dans la construction de la façade
- Différentes dimensions de porte possibles jusqu'à une hauteur de 6 m suivant le choix du profilé et le domaine d'application
- Porte pivotante de grande surface servant de porte de service ou de passage pour transporter le nécessaire, par exemple pour les expositions, les garages, les musées, les atriums, etc.

VISS façade door

- Appearance identical to façade construction
- Variable door sizes of up to 6 m in height possible depending on the choice of profiles and the area of use
- Large side-hung door as service door or as access route for transport purposes, e.g. for expeditions, car dealerships, museums, atriums etc.



Jansen Docu Center

Die Plattform zum effizienten Arbeiten mit Jansen Dokumentationen. Im Jansen Docu Center stehen alle Produktinformationen jederzeit digital in der aktuellsten Version zur Verfügung: von Architekten-Informationen über Bestell- und Fertigungskatalogen bis hin zu Anleitungen und Prospekten sowie Videos.

Die Inhalte können einfach und schnell aufgerufen werden. Ein für den Anwender komfortables papierloses Arbeiten, das zahlreiche Vorteile bietet.

Download CAD Daten

DXF

DWG

Sie können die Zeichnungen in den Formaten DXF und/oder DWG herunterladen. Klicken Sie auf das entsprechende Icon und der Download erfolgt.

Die Hinweise «Artikelbibliothek/Türbeschläge/Fensterbeschläge» bedeuten, dass Sie mit einem Klick die gesamte Artikelbibliothek des entsprechenden Systems herunterladen (Profile, Beschläge, Glasleisten, Zubehör etc.).

Info und Beratung

Gerne beraten wir Sie persönlich und stehen Ihnen bei Fragen zur Verfügung. Bitte schreiben Sie uns Ihre Anliegen an: info@jansen.com

Jansen Docu Center

La plate-forme pour travailler efficacement avec les documentations Jansen. Le Jansen Docu Center met à votre disposition les informations sur les produits, en format numérique et dans une version actualisée: des catalogues de commande et de fabrication aux instructions et prospectus, en passant par les informations destinées aux architectes et vidéos.

Les contenus sont facilement et rapidement accessibles. Une manière de travailler confortable et offrant de nombreux avantages.

Télécharger fichiers DAO

DXF

DWG

Vous pouvez télécharger les dessins aux formats DXF et/ou DWG. Cliquez sur l'icône correspondante et le téléchargement s'effectuera.

Les indications «Bibliothèque des articles/Ferures de porte/Ferrures de fenêtres» signifie que vous téléchargez la totalité de la bibliothèque des articles du système donné (profilés, ferrures, parcloles, accessoires etc.).

Info et conseils

Nous vous conseillons volontiers individuellement et sommes à votre disposition si vous avez des questions à poser. Veuillez nous envoyer votre requête à: info@jansen.com

Jansen Docu Center

The platform for working efficiently with Jansen documentation. The latest version of all the product information is available digitally at any time in the Jansen Docu Center – from order and fabrication manuals to architect information, instructions and brochures and videos.

The content can be retrieved quickly and easily. The user can work conveniently without paper, which has numerous benefits.

Download CAD files

DXF

DWG

You can download the drawings in DXF and/or DWG format. Click on the relevant icon to begin the download.

The items «Article library/Door fittings/Window fittings» means that you download the entire article library for the corresponding system with one click (profiles, fittings, glazing beads, accessories etc.).

Information and advice

We would be delighted to provide you with advice in person and are available to answer any questions you may have. Please write to us with your queries at: info@jansen.com

Profile 50 mm (Masstab 1:3)

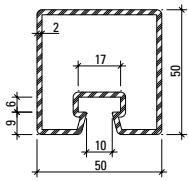
Profils 50 mm (échelle 1:3)

Profiles 50 mm (scale 1:3)

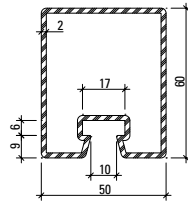
VISS Fassade

VISS façade

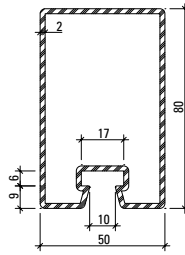
VISS façade



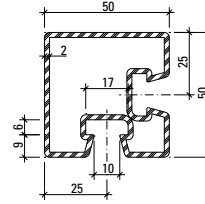
76.694
76.694 Z



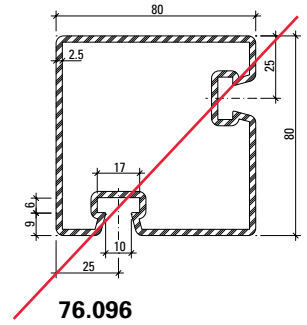
76.671
76.671 Z



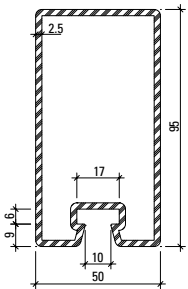
76.696
76.696 Z



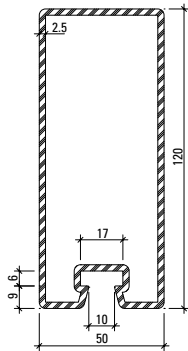
76.094



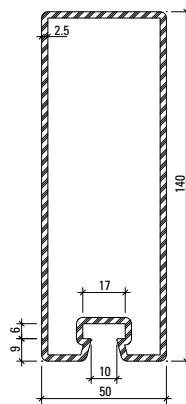
~~**76.096**~~



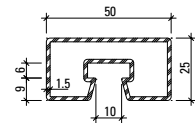
76.697
76.697 Z



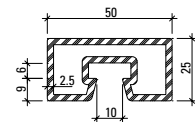
76.679
76.679 Z



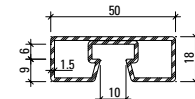
76.666
76.666 Z



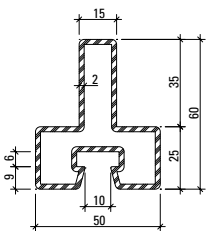
76.682



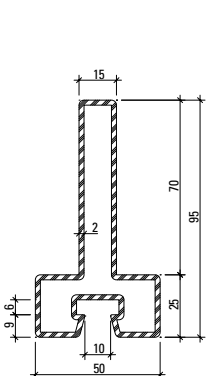
76.680



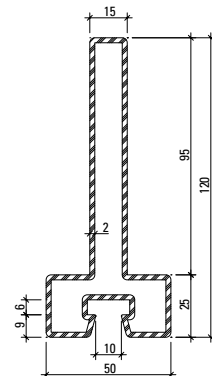
76.692



76.114



76.115



76.116

Profil-Nr.	G kg/m	F cm ²	I _x cm ⁴	W _x cm ³	I _y cm ⁴	W _y cm ³	U m ² /m	L mm
76.094	4,090	5,2	15,2	5,8	15,2	5,8	0,280	6000
76.096	7,437	9,5	83,8	20,5	83,8	20,5	0,391	6000
76.666	7,910	10,1	241,3	32,3	43,7	17,5	0,412	6500
76.671	3,860	4,9	23,3	7,2	17,3	6,9	0,260	6500
76.679	7,120	9,1	162,2	25,2	37,9	15,2	0,373	6500
76.680	3,390	4,3	3,2	2,4	11,1	4,4	0,182	6100
76.682	2,120	2,7	2,2	1,7	7,2	2,9	0,190	6000
76.692	1,900	2,5	0,9	1,0	5,9	2,4	0,176	6000
76.694	3,500	4,5	14,7	5,6	15,0	6,0	0,240	6500
76.696	4,450	5,7	47,6	11,1	21,9	8,8	0,300	6500
76.697	6,100	7,9	90,2	17,6	31,0	12,4	0,330	6500
76.114	3,820	4,9	15,4	4,1	9,8	3,9	0,251	6000
76.115	4,920	6,3	54,8	9,3	10,4	4,2	0,321	6000
76.116	5,710	7,3	105,0	14,3	10,8	4,3	0,371	6000

Profile 60 mm (Massstab 1:3)

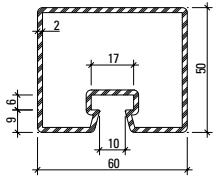
Profils 60 mm (échelle 1:3)

Profiles 60 mm (scale 1:3)

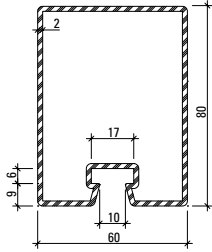
VISS Fassade

VISS façade

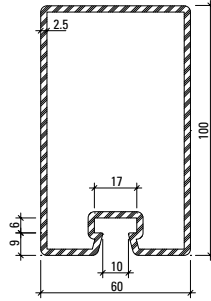
VISS façade



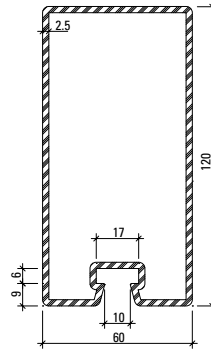
76.695
76.695 Z



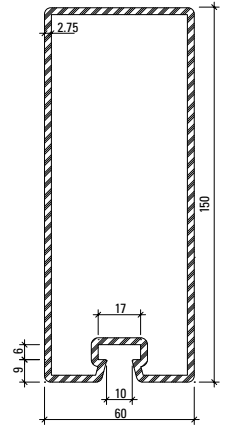
76.678
76.678 Z



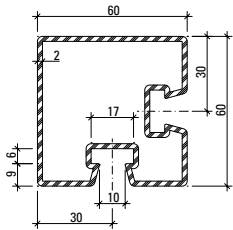
76.684
76.684 Z



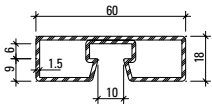
76.698
76.698 Z



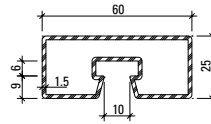
76.667
76.667 Z



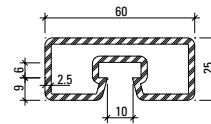
76.095



76.693



76.683

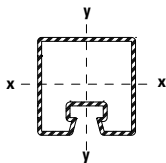


76.681

Artikelbibliothek
Bibliothèque des articles
Article library

DXF **DWG**

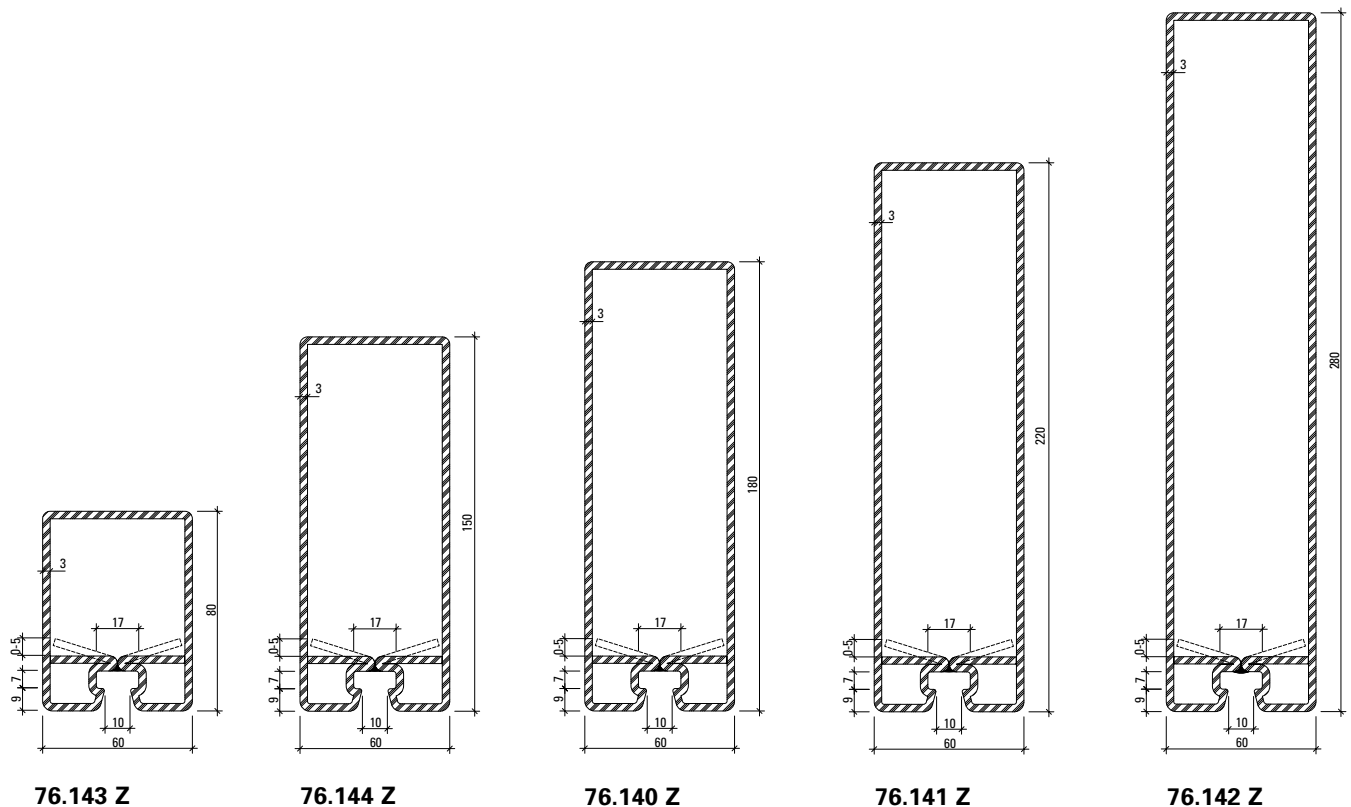
Stabachse
Axe de la barre
Bar axis



Profil-Nr.	G kg/m	F cm ²	I _x cm ⁴	W _x cm ³	I _y cm ⁴	W _y cm ³	U m ² /m	L mm
76.095	4,750	6,1	27,2	8,6	27,2	8,6	0,311	6000
76.667	9,530	12,1	342,8	43,0	75,1	25,0	0,452	6500
76.678	4,800	6,1	53,9	12,6	32,8	11,0	0,320	6500
76.681	3,790	4,8	3,8	2,9	17,3	5,8	0,202	6100
76.683	2,360	3,0	2,6	2,0	11,1	3,7	0,210	6000
76.684	6,730	8,6	114,1	21,3	48,3	16,1	0,352	6500
76.693	2,140	2,8	1,3	1,3	9,3	3,1	0,196	6000
76.695	3,800	4,9	17,2	6,5	22,9	7,6	0,260	6500
76.698	7,500	9,7	179,6	28,0	56,6	18,9	0,400	6500

Profile 60 mm (Masstab 1:3)
 Profils 60 mm (échelle 1:3)
 Profiles 60 mm (scale 1:3)

VISS Fassade
 VISS façade
 VISS façade



Aufgrund von Fertigungstoleranzen kann die Lage des Rückbogens von 0 bis 5 mm variieren.

En raison des tolérances de fabrication, la position du segment coudé peut varier de 0 à 5 mm.

Due to fabrication tolerances, the position of the rear arch may vary between 0 and 5 mm.

Oberfläche/Werkstoff

Artikel-Nr.

ohne Zusatz = blank

mit Z = bandverzinkter Stahl

Surface/Matériau

No. d'article

sans supplément = brut

avec Z = bandes d'acier zinguées

Surface/Material

Part no.

without addition = bright

with Z = galvanised strip

Artikelbibliothek
 Bibliothèque des articles
 Article library

DXF **DWG**

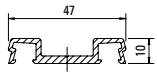
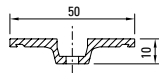
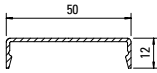
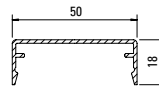
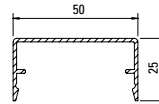
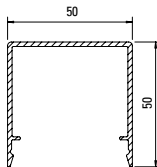
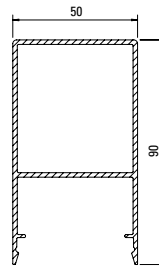
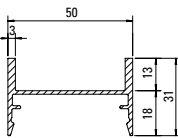
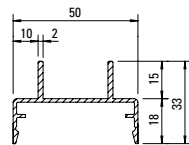
Profil-Nr.	G kg/m	F cm ²	I _x cm ⁴	W _x cm ³	I _y cm ⁴	W _y cm ³	U m ² /m	L mm
76.140 Z	12,946	16,47	649,2	64,3	100,0	33,2	0,516	8000
76.141 Z	14.833	18.87	1090,2	89,1	119,1	39,7	0,596	8000
76.142 Z	17,662	22,5	2041,7	132,7	148,4	49,5	0,716	10000
76.143 Z	8.340	10.62	80,4	17,9	50,8	16,9	0,316	6500
76.144 Z	11.630	14.82	406,0	47,9	85,0	28,3	0,456	6500

Deckprofile 50 mm (Masstab 1:3)**Profils de recouvrement 50 mm (échelle 1:3)****Cover sections 50 mm (scale 1:3)**

VISS Fassade

VISS façade

VISS façade

**407.800****407.821****407.823****407.860****407.861****407.862****407.863****407.864****407.900****407.911****Werkstoff**

Aluminium EN AW 6060 T66 roh, leicht eingeölt

Matériau

Aluminium EN AW 6060 T66 brut, légèrement huilé

Material

Aluminium EN AW 6060 T66 mill finish, slightly oiled

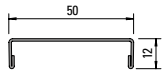
Profil-Nr.	G kg/m	U m ² /m	P m ² /m	L mm
407.800	0,414	0,160		6000
407.821	0,440	0,143	0,067	6000
407.823	0,076	0,043	0,019	6000
407.860	0,266	0,147	0,072	6000

Profil-Nr.	G kg/m	U m ² /m	P m ² /m	L mm
407.861	0,341	0,185	0,084	6000
407.862	0,394	0,213	0,098	6000
407.863	0,660	0,313	0,148	6000
407.864	1,344	0,360	0,228	6000
407.900	0,556	0,240	0,138	6000
407.911	0,510	0,245	0,146	6000

Deckprofile 50 mm (Massstab 1:3)
Profils de recouvrement 50 mm (échelle 1:3)
Cover sections 50 mm (scale 1:3)

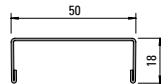
VISS Fassade
 VISS façade
 VISS façade

Edelstahl-Abdeckprofile
Werkstoff 1.4301 (AISI 304)
 geschliffen, Korn 220/240,
 mit Schutzfolie



400.860

Profilé de recouvrement acier Inox
Qualité 1.4301 (AISI 304)
 meulé, degré 220/240,
 avec feuille de protection

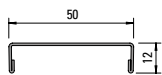


400.861

Stainless steel cover sections
Material 1.4301 (AISI 304)
 polished, grain 220/240,
 with protective film

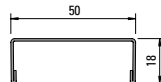


Edelstahl-Abdeckprofile
Werkstoff 1.4401 (AISI 316)
 geschliffen, Korn 220/240,
 mit Schutzfolie



400.862

Profilé de recouvrement acier Inox
Qualité 1.4401 (AISI 316)
 meulé, degré 220/240,
 avec feuille de protection



400.863

Stainless steel cover sections
Material 1.4401 (AISI 316)
 polished, grain 220/240,
 with protective film



Profil-Nr.	G kg/m	L mm
400.860	0,644	6000
400.861	0,734	6000

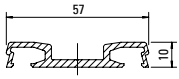
Profil-Nr.	G kg/m	L mm
400.862	0,652	6000
400.863	0,744	6000

Artikelbibliothek
 Bibliothèque des articles
 Article library

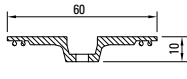
DXF **DWG**

Deckprofile 60 mm (Massstab 1:3)
Profils de recouvrement 60 mm (échelle 1:3)
Cover sections 60 mm (scale 1:3)

VISS Fassade
 VISS façade
 VISS façade



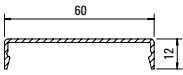
407.802



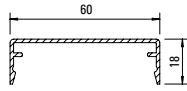
407.822



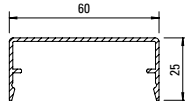
407.823



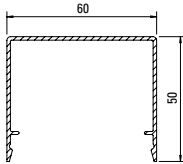
407.865



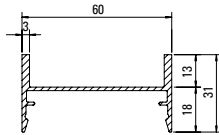
407.866



407.867



407.868



407.901

Werkstoff

Aluminium EN AW 6060 T66 roh, leicht eingeölt

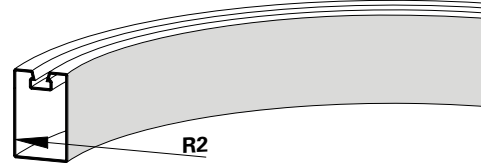
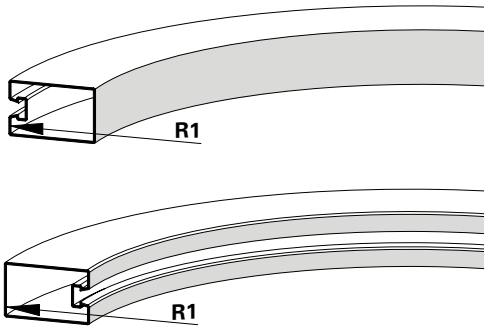
Matériau

Aluminium EN AW 6060 T66 brut, légèrement huilé

Material

Aluminium EN AW 6060 T66 mill finish, slightly oiled

Profil-Nr.	G kg/m	U m ² /m	P m ² /m	L mm
407.802	0,558	0,190		6000
407.822	0,530	0,163	0,051	6000
407.823	0,076	0,043	0,019	6000
407.865	0,304	0,167	0,082	6000
407.866	0,379	0,205	0,094	6000
407.867	0,432	0,223	0,108	6000
407.868	0,750	0,330	0,160	6000
407.901	0,590	0,255	0,148	6000



Profil Profilé Profile	R1 mm	R2 mm
76.666	3000	1000
76.667	3800	2000
76.671	1000	1000
76.678	2000	1100
76.679	2600	1000
76.684	2200	1300
76.694	700	700
76.695	1300	1000
76.696	2000	800
76.697	2200	900
76.698	2500	2500

Profil Profilé Profile	R1 mm	R2 mm
76.680	500	500
76.681	500	500
76.683	700	750
76.692	600	
76.693	600	

Hinweis:

Alle Profile sind auch in verzinkter Ausführung (Z) biegebar.

Beim Biegen von engen Radien kann sich die VISS-Nute verjüngen.

Remarque:

Tous les profilés sont également cintrables en exécution galvanisée (Z).

La rainure VISS peut s'amincir lors du cintrage pour des rayons serrés.

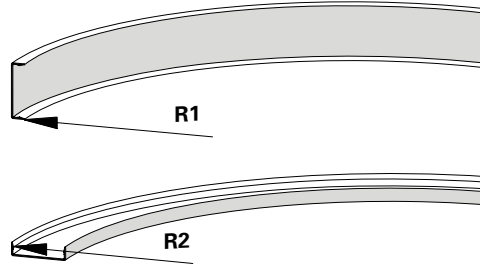
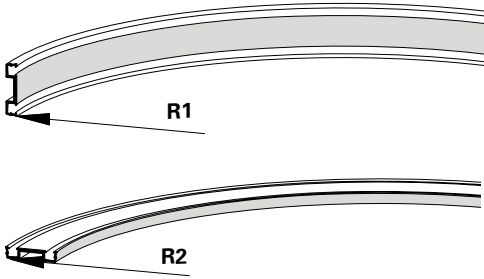
Note:

All profiles can also be bent into curves in the galvanised finish (Z).

The VISS flute might be tapered down when bending narrow radii.

Biegeradien
Travaux de cintrage
Bending data

VISS Fassade
 VISS façade
 VISS façade



Profil Profilé Profile	R1 mm	R2 mm
400.800	800	1500
400.800 Z	800	1200
400.801 Z	800	1800
400.802	800	1500
400.802 Z	800	1500
400.803 Z	800	1800
407.800	500	1050
407.802	500	1100

Profil Profilé Profile	R1 mm	R2 mm
407.815	500	700
407.860	500	850
407.861	500	950
407.862	700	1250
407.865	500	1250
407.866	700	1300
407.867	700	1300

Schnittpunkte	Coupe de détails	Section details
Pfosten/Riegel-Details 50 mm	Détails montant/traverse 50 mm	Details mullion/transom 50 mm
Segment-Verglasung 50 mm	Vitrage segmenté 50 mm	Segmental glazing 50 mm
VISS Linea 50 mm	VISS Linea 50 mm	VISS Linea 50 mm
Flaches Deckprofil 50 mm	Profilé de recouvrement plat 50 mm	Flat cover cap 50 mm
VISS Linea 50 mm	VISS Linea 50 mm	VISS Linea 50 mm
Einfachverglasung 50 mm	Vitrage simple 50 mm	Single glazing 50 mm
Pfosten/Riegel-Details 60 mm	Détails montant/traverse 60 mm	Details mullion/transom 60 mm
Segment-Verglasung 60 mm	Vitrage segmenté 60 mm	Segmental glazing 60 mm
Flaches Deckprofil 60 mm	Profilé de recouvrement plat 60 mm	Flat cover cap 60 mm
Einfachverglasung 60 mm	Vitrage simple 60 mm	Single glazing 60 mm

Konstruktions-Details	Détails de constructions	Construction details
Einsatzelement Janisol HI	Élément de remplissage Janisol HI	Infill element Janisol HI
Einsatzelement Janisol-Türe	Élément de remplissage porte Janisol	Infill element Janisol door
Einsatzelement Janisol Primo	Élément de remplissage Janisol Primo	Infill element Janisol Primo
Einsatzelement Janisol Arte	Élément de remplissage Janisol Arte	Infill element Janisol Arte
Aussenecke 90°	Angle extérieur 90°	Outer corner 90°
Aussenecke 135°	Angle extérieur 135°	Outer corner 135°
Innenecke 135°	Angle intérieur 135°	Inner corner 135°

Anschlüsse am Bau	Raccords au mur	Attachment to structure
System-Hinweise	Indications du système	System instructions
U _f -Werte nach EN 10077-2	Valeurs U _f selon EN 10077-2	U _f values according to EN 10077-2

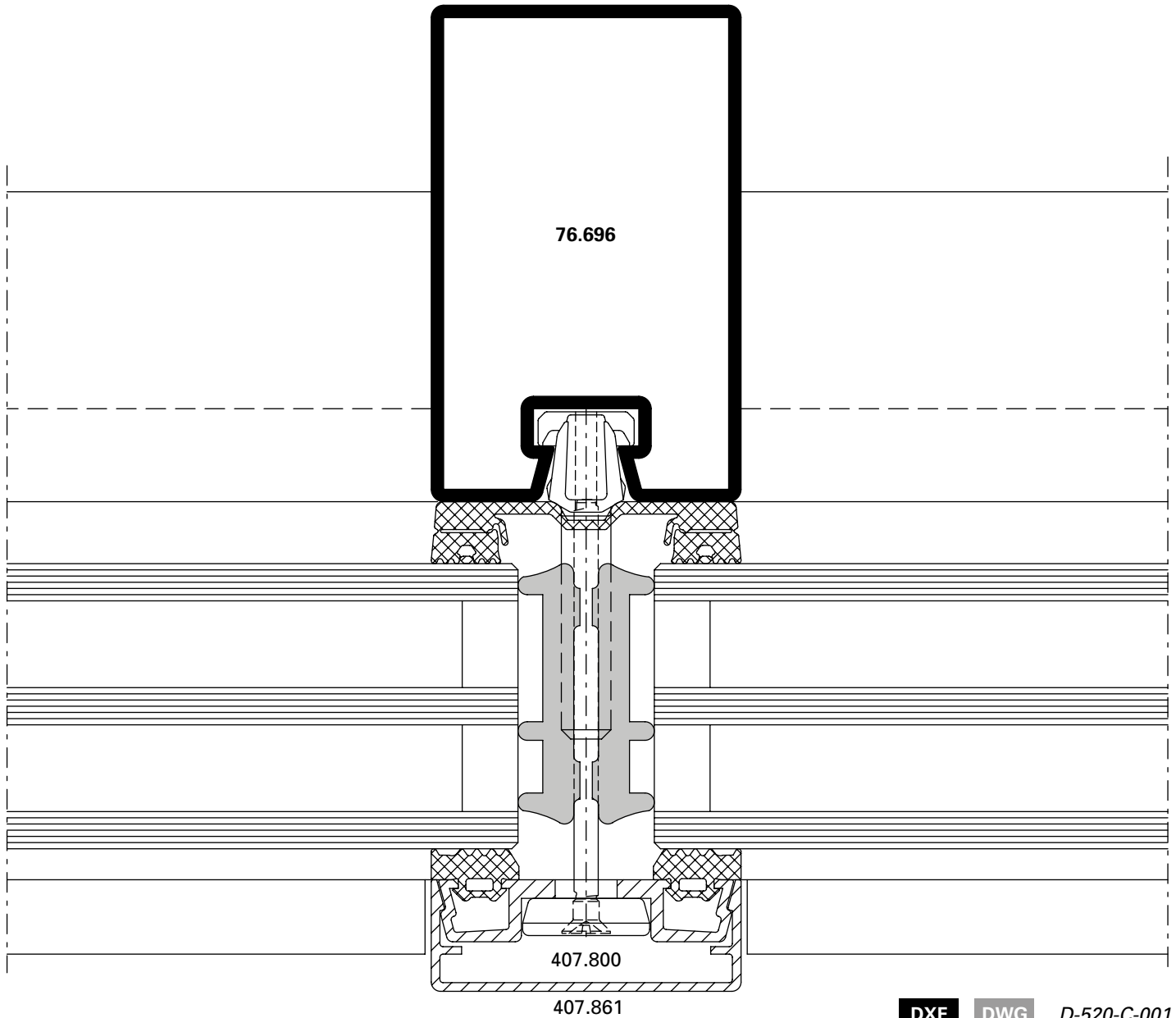
Schnittpunkte im Massstab 1:1
Coupe de détails à l'échelle 1:1
Section details on scale 1:1

VISS Fassade
VISS façade
VISS façade

VISS HI
Pfosten-Detail
Ansichtsbreite 50 mm

VISS HI
Détail du montant
Largeur de face 50 mm

VISS HI
Detail of mullion
Width 50 mm



DXF **DWG** D-520-C-001

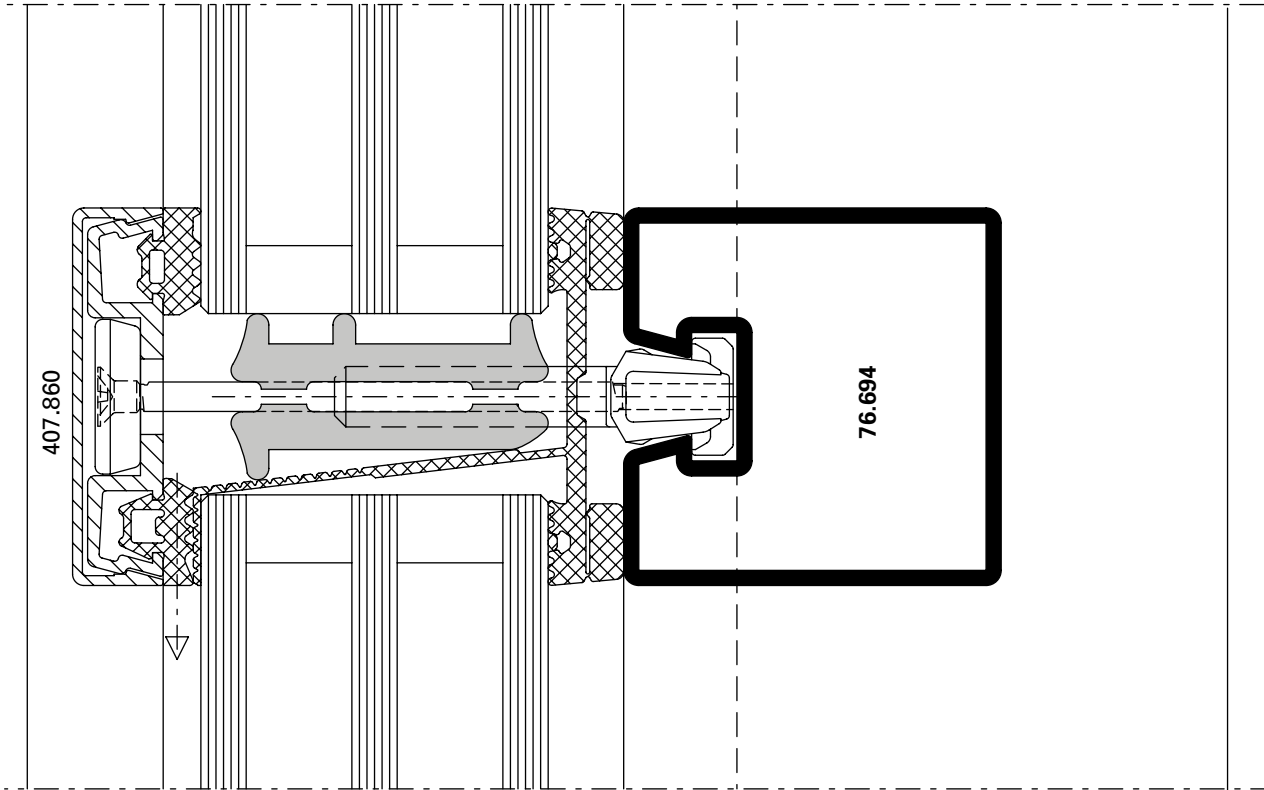
Schnittpunkte im Masstab 1:1
Coupe de détails à l'échelle 1:1
Section details on scale 1:1

VISS Fassade
VISS façade
VISS façade

VISS HI
Riegel-Detail
Ansichtsbreite 50 mm

VISS HI
Détail de la traverse
Largeur de face 50 mm

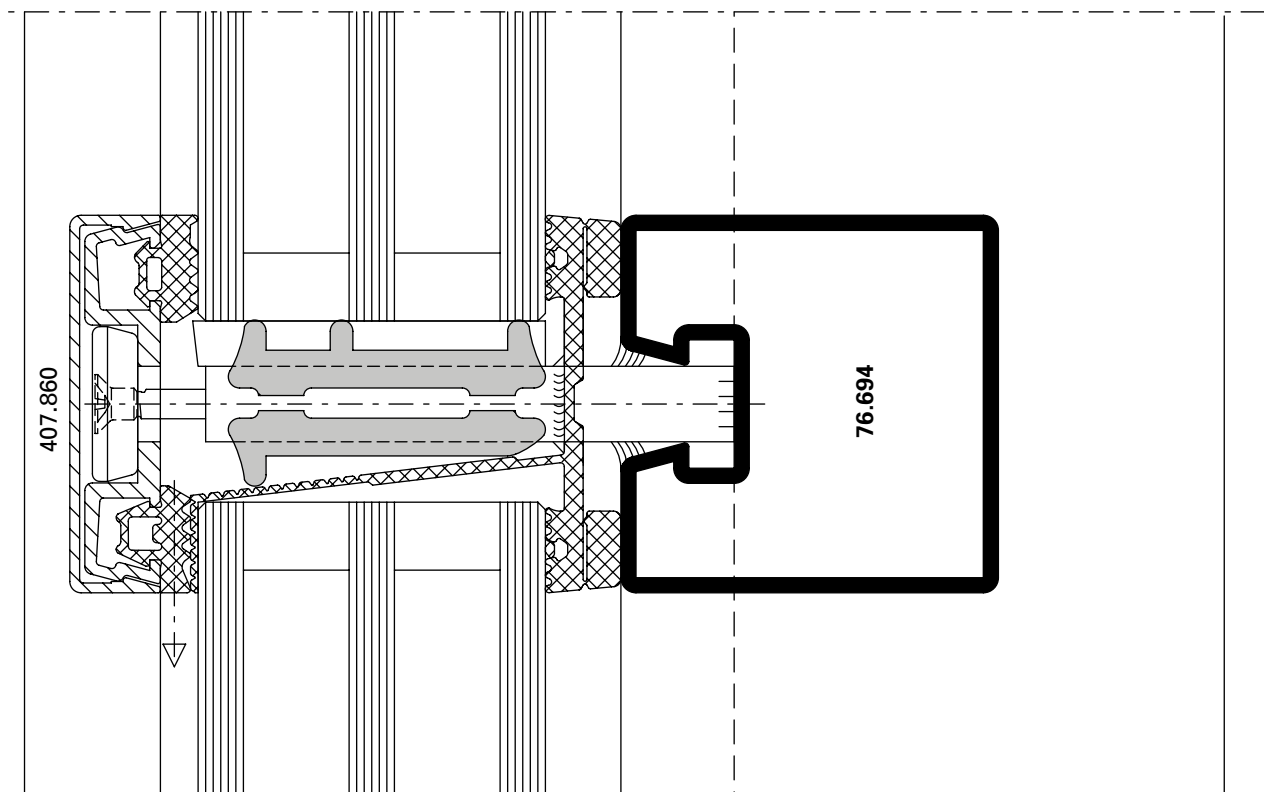
VISS HI
Detail of transom
Width 50 mm



D-520-C-002

DWG

DXF



D-520-C-003

DWG

DXF

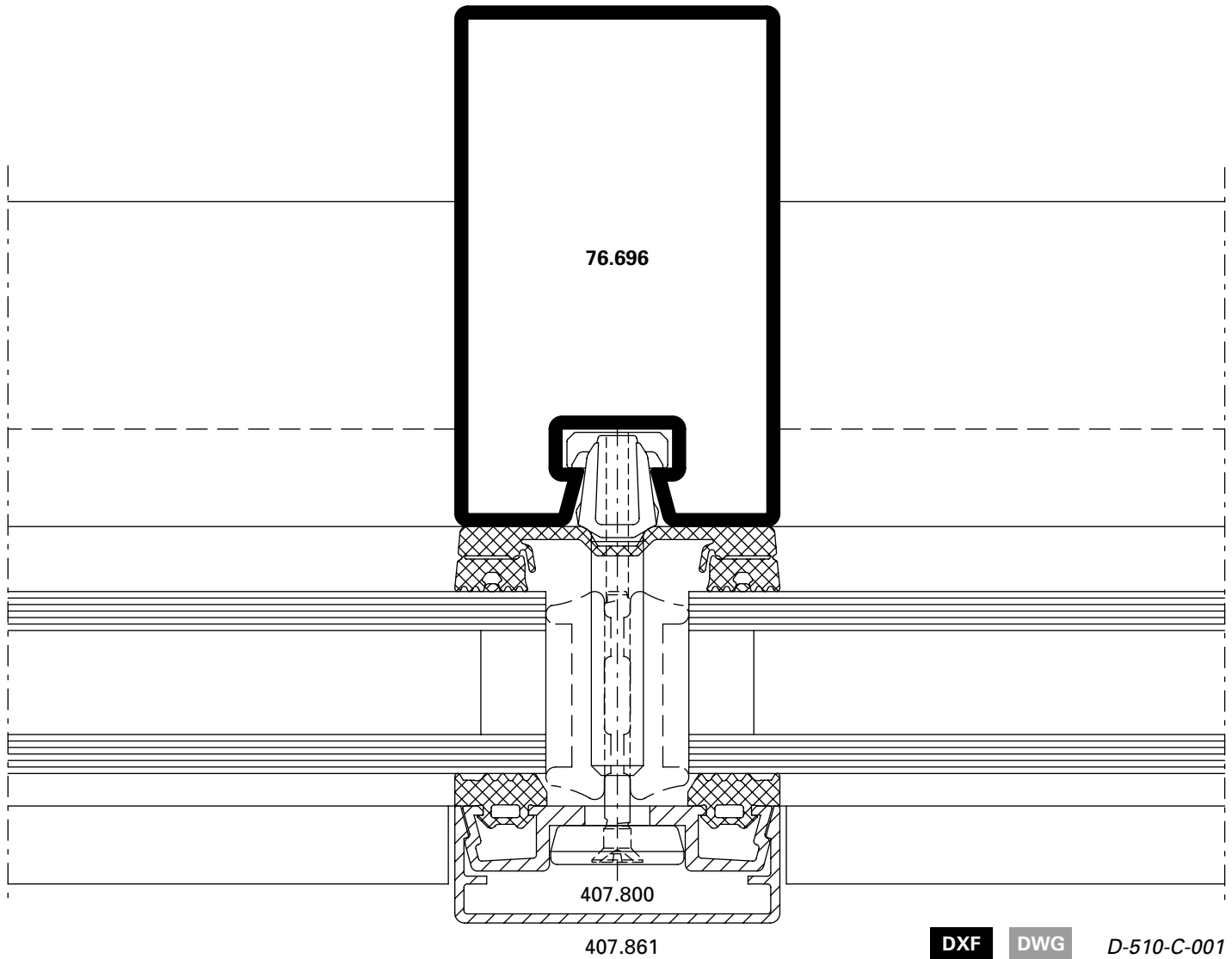
Schnittpunkte im Massstab 1:1
Coupe de détails à l'échelle 1:1
Section details on scale 1:1

VISS Fassade
VISS façade
VISS façade

Pfosten-Detail
Ansichtsbreite 50 mm

Détail du montant
Largeur de face 50 mm

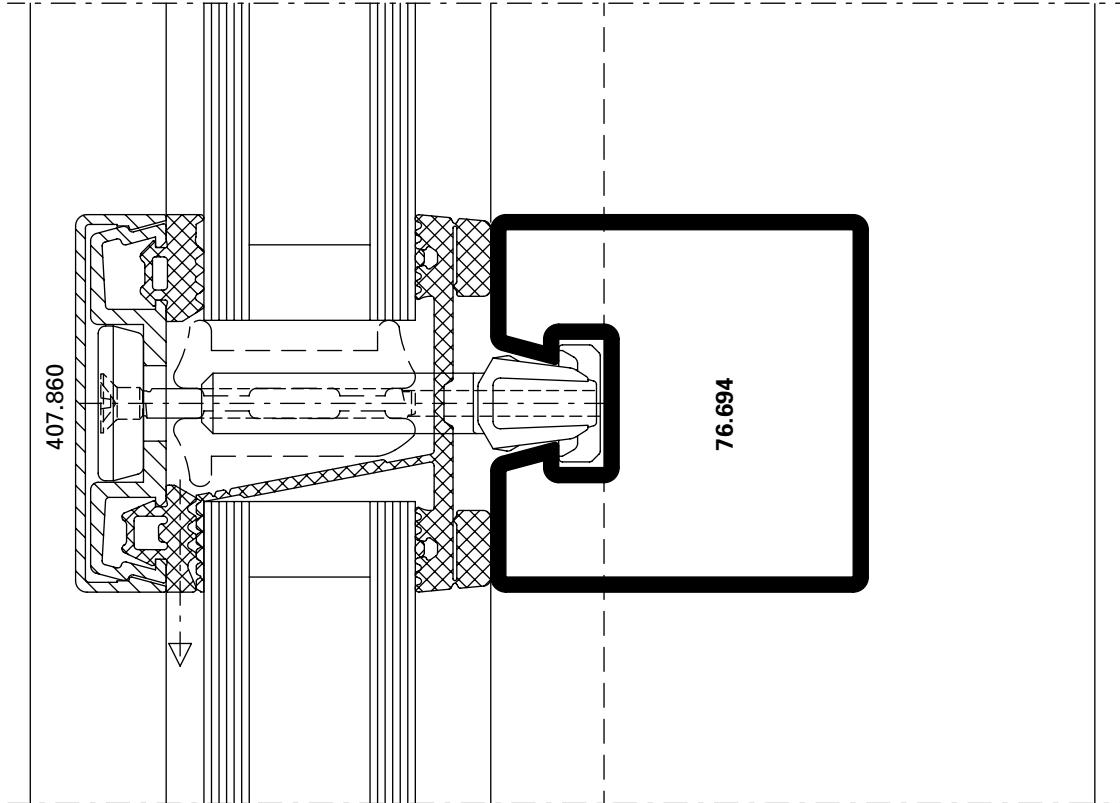
Detail of mullion
Width 50 mm



Riegel-Detail
Ansichtsbreite 50 mm

Détail de la traverse
Largeur de face 50 mm

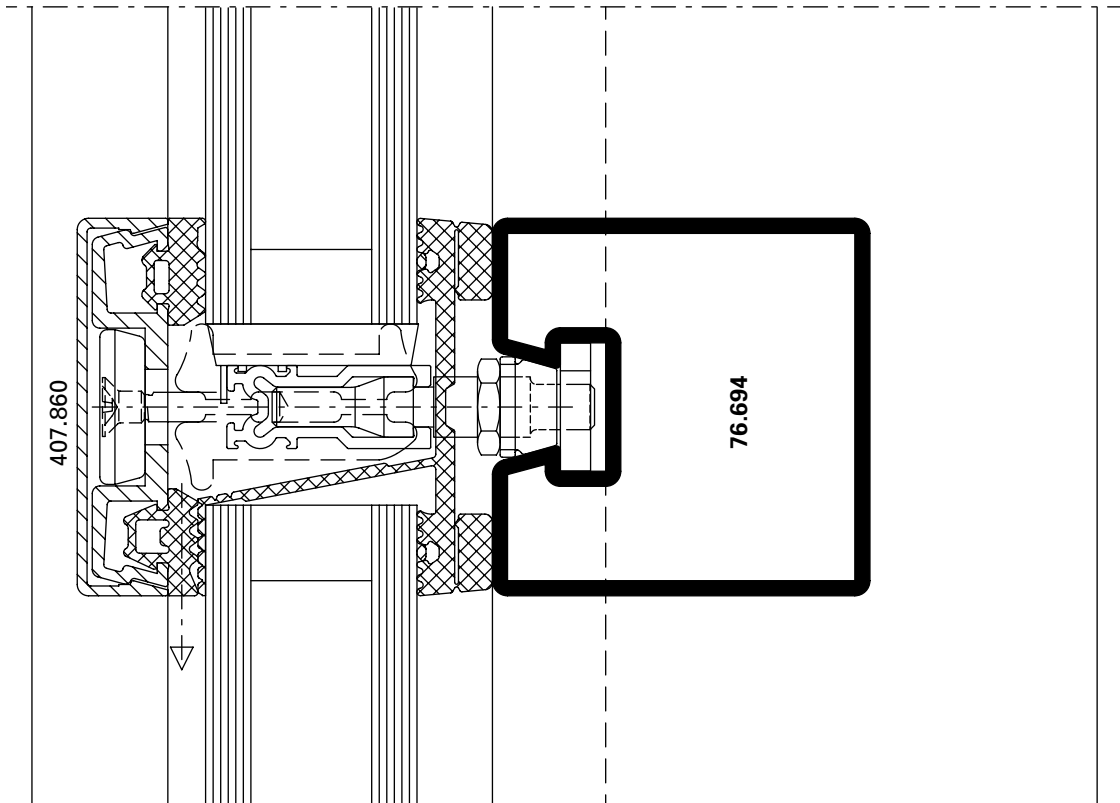
Detail of transom
Width 50 mm



D-510-C-002

DWG

DXF



D-510-C-003

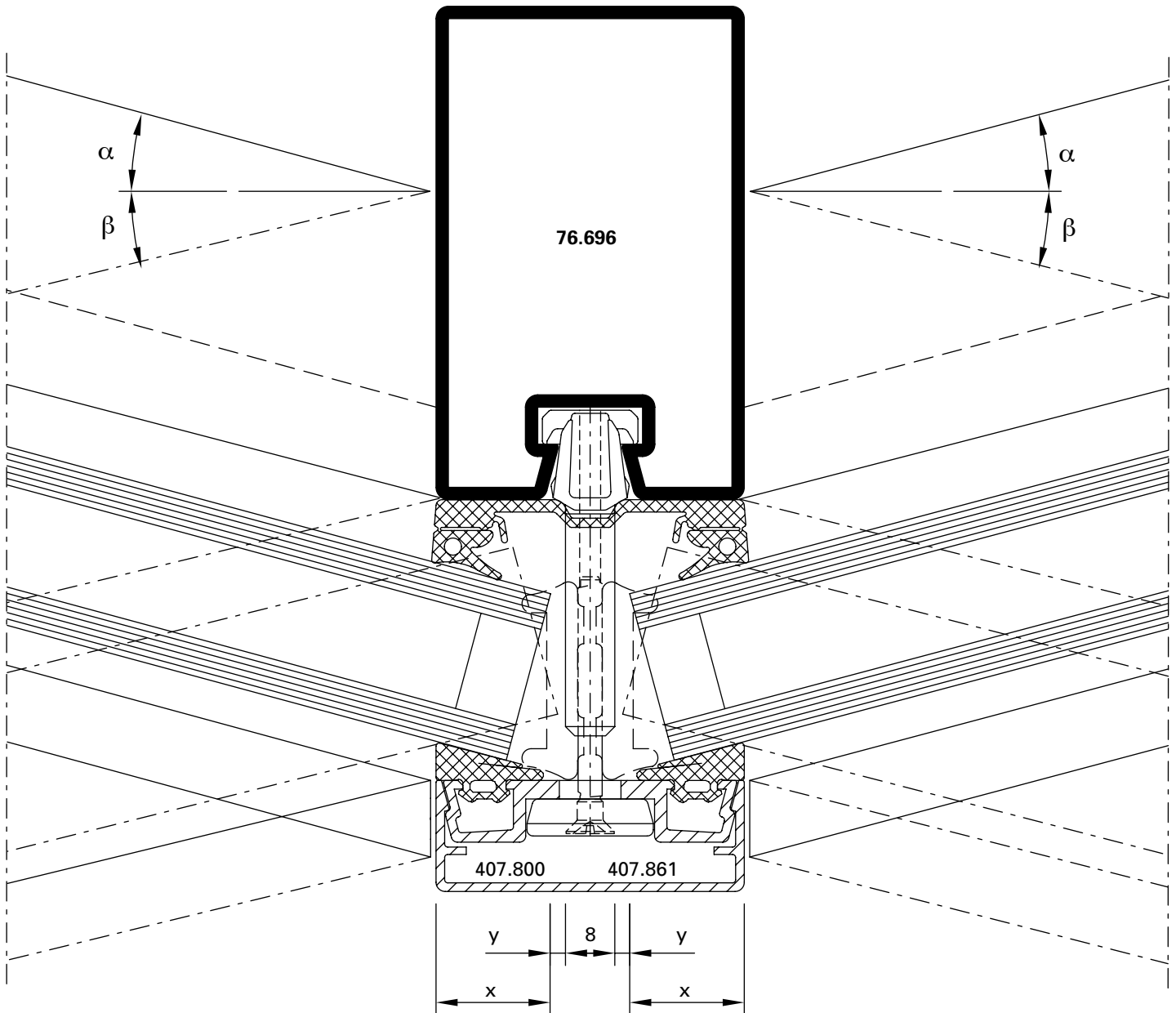
DWG

DXF

Pfosten-Detail
 Segmentverglasung 50 mm

Détail du montant
 Vitrage segmenté 50 mm

Detail of mullion
 Segmental glazing, width 50 mm



DXF DWG D-510-C-004

α β	Füllelement- dicke	X (max) mm	Y (min) mm
0 – 5°	20 – 45 mm	16	5
5 – 10°	20 – 35 mm	18	3
10 – 15°	20 – 24 mm	18	3

α β	Epaisseur du remplissage	X (max) mm	Y (min) mm
0 – 5°	20 – 45 mm	16	5
5 – 10°	20 – 35 mm	18	3
10 – 15°	20 – 24 mm	18	3

α β	Thickness of glass/panel	X (max) mm	Y (min) mm
0 – 5°	20 – 45 mm	16	5
5 – 10°	20 – 35 mm	18	3
10 – 15°	20 – 24 mm	18	3

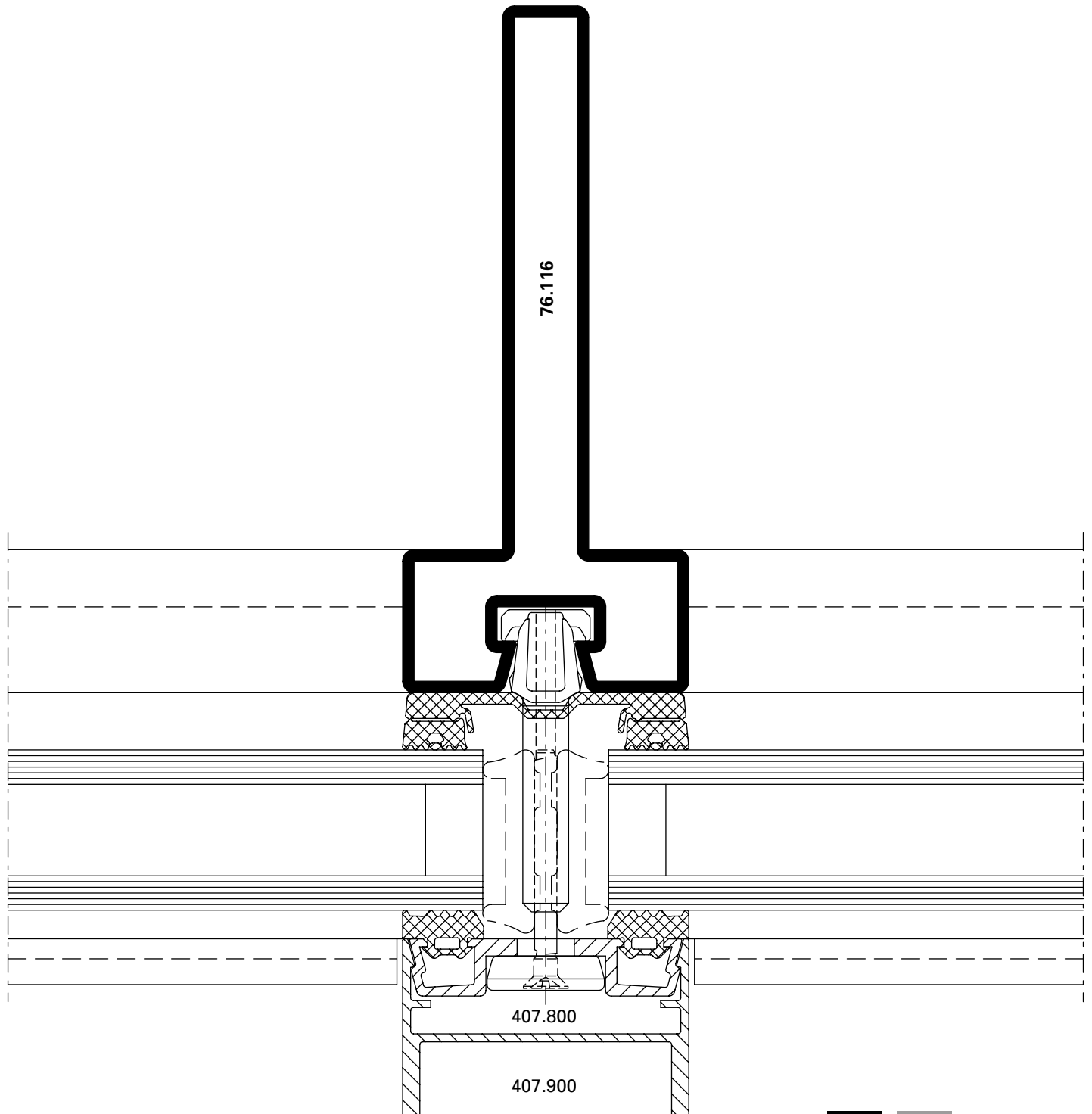
Schnittpunkte im Massstab 1:1
Coupe de détails à l'échelle 1:1
Section details on scale 1:1

VISS Fassade
VISS façade
VISS façade

Pfosten-Detail VISS Linea
Ansichtsbreite 50 mm

Détail du montant VISS Linea
Largeur de face 50 mm

Detail of mullion VISS Linea
Width 50 mm



DXF DWG D-510-C-016

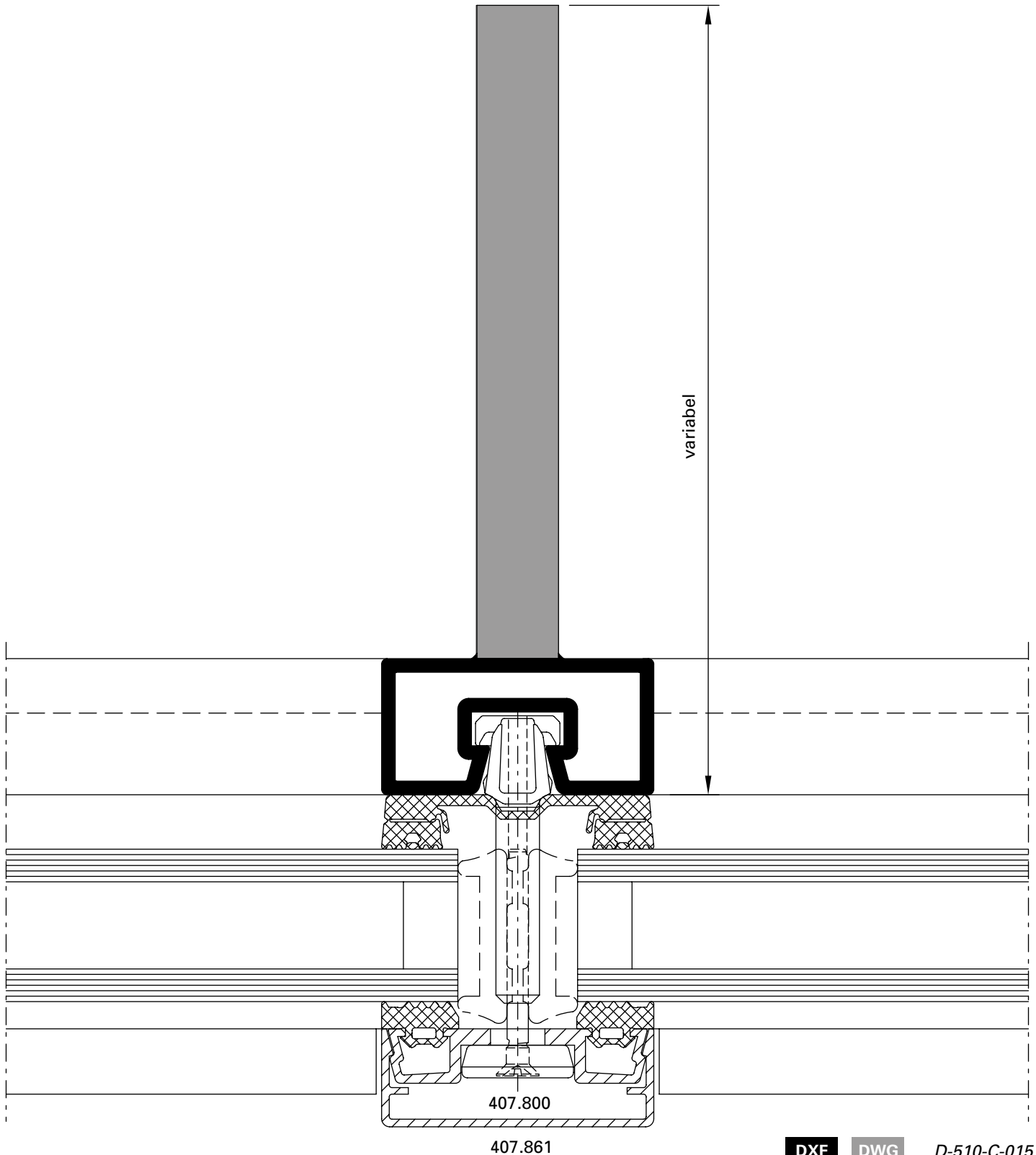
Schnittpunkte im Massstab 1:1
Coupe de détails à l'échelle 1:1
Section details on scale 1:1

VISS Fassade
VISS façade
VISS façade

Pfosten-Detail VISS Linea
Lasergeschweisst
Ansichtsbreite 50 mm

Détail du montant VISS Linea
Soudage au laser
Largeur de face 50 mm

Detail of mullion VISS Linea
Laser welding
Width 50 mm



DXF

DWG

D-510-C-015

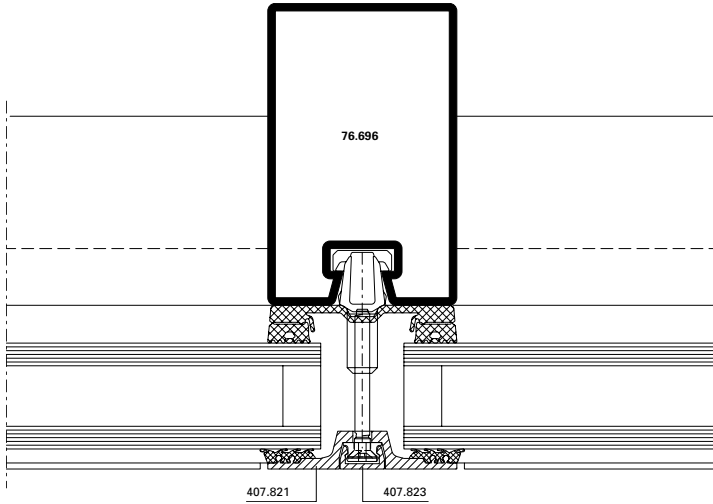
Schnittpunkte im Massstab 1:2
Coupe de détails à l'échelle 1:2
Section details on scale 1:2

VISS Fassade
VISS façade
VISS façade

Pfosten-Detail
Flaches Deckprofil
Ansichtsbreite 50 mm

Détail du montant
Profilé de recouvrement plat
Largeur de face 50 mm

Detail of mullion
Flat cover cap
Width 50 mm



DXF

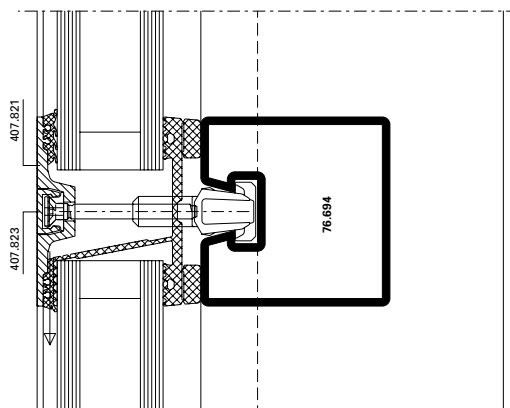
DWG

D-510-C-017

Riegel-Detail
Flaches Deckprofil
Ansichtsbreite 50 mm

Détail de la traverse
Profilé de recouvrement plat
Largeur de face 50 mm

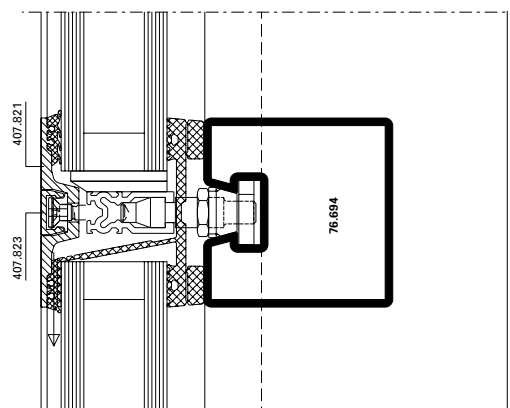
Detail of transom
Flat cover cap
Width 50 mm



D-510-C-018

DWG

DXF



D-510-C-019

DWG

DXF

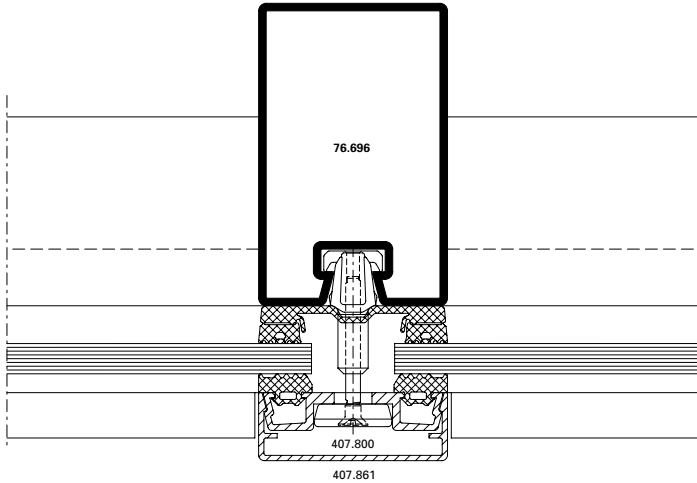
Schnittpunkte im Massstab 1:2
Coupe de détails à l'échelle 1:2
Section details on scale 1:2

VISS Fassade
VISS façade
VISS façade

Pfosten-Detail
Einfachverglasung
Ansichtsbreite 50 mm

Détail du montant
Vitrage simple
Largeur de face 50 mm

Detail of mullion
Single glazing
Width 50 mm



DXF

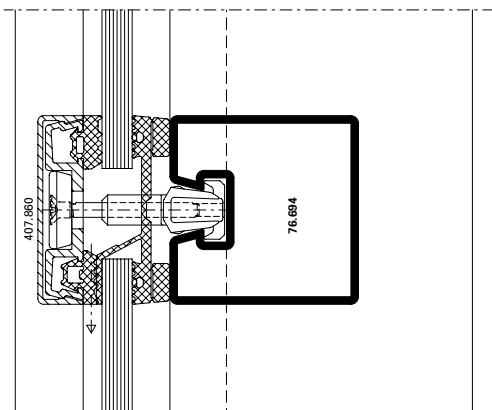
DWG

D-510-C-012

Riegel-Detail
Einfachverglasung
Ansichtsbreite 50 mm

Détail de la traverse
Vitrage simple
Largeur de face 50 mm

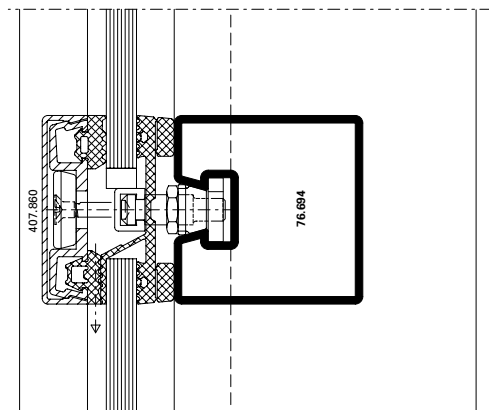
Detail of transom
Single glazing
Width 50 mm



D-510-C-013

DWG

DXF



D-510-C-014

DWG

DXF

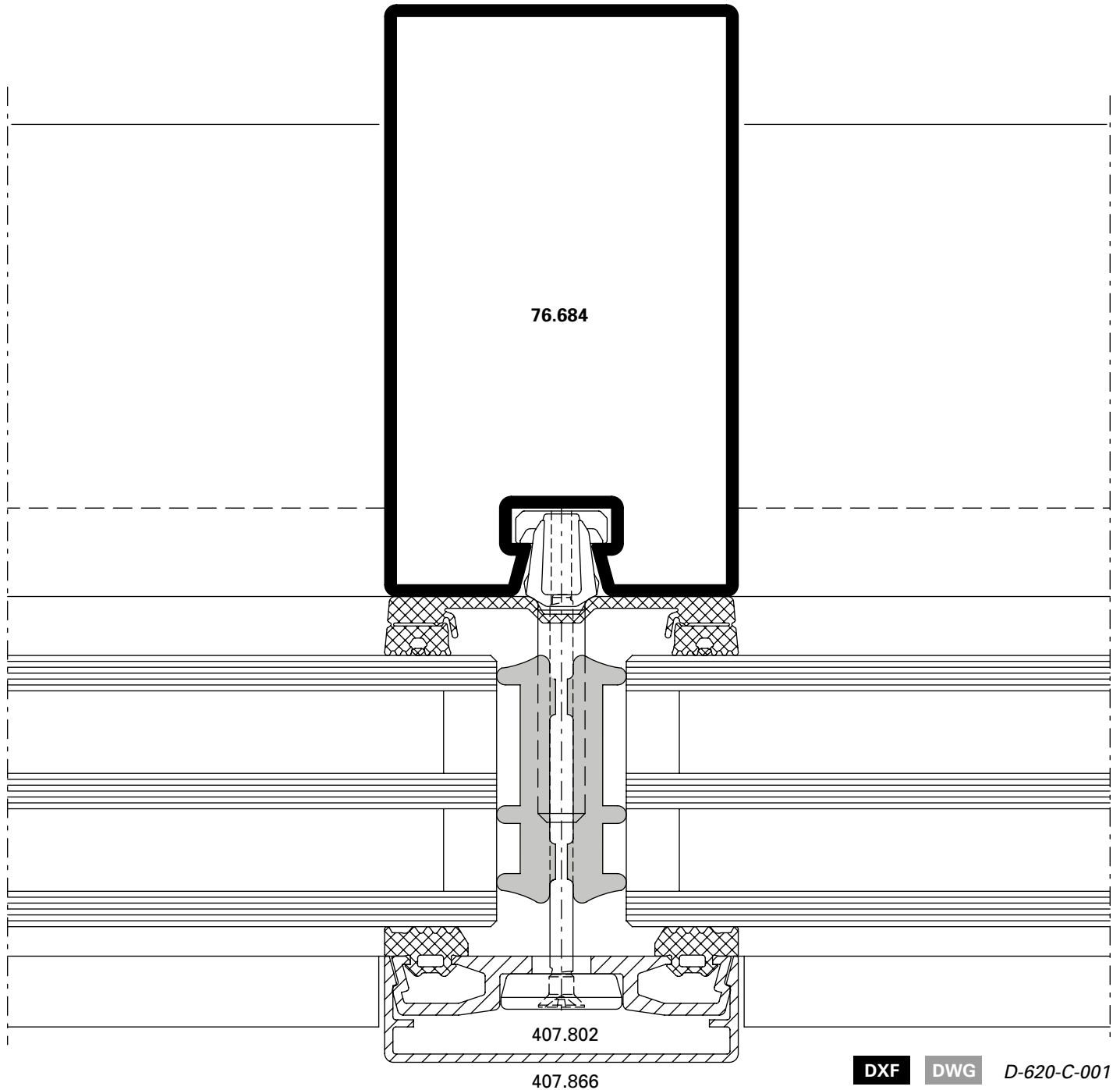
Schnittpunkte im Massstab 1:1
Coupe de détails à l'échelle 1:1
Section details on scale 1:1

VISS Fassade
VISS façade
VISS façade

VISS HI
Pfosten-Detail
Ansichtsbreite 60 mm

VISS HI
Détail du montant
Largeur de face 60 mm

VISS HI
Detail of mullion
Width 60 mm



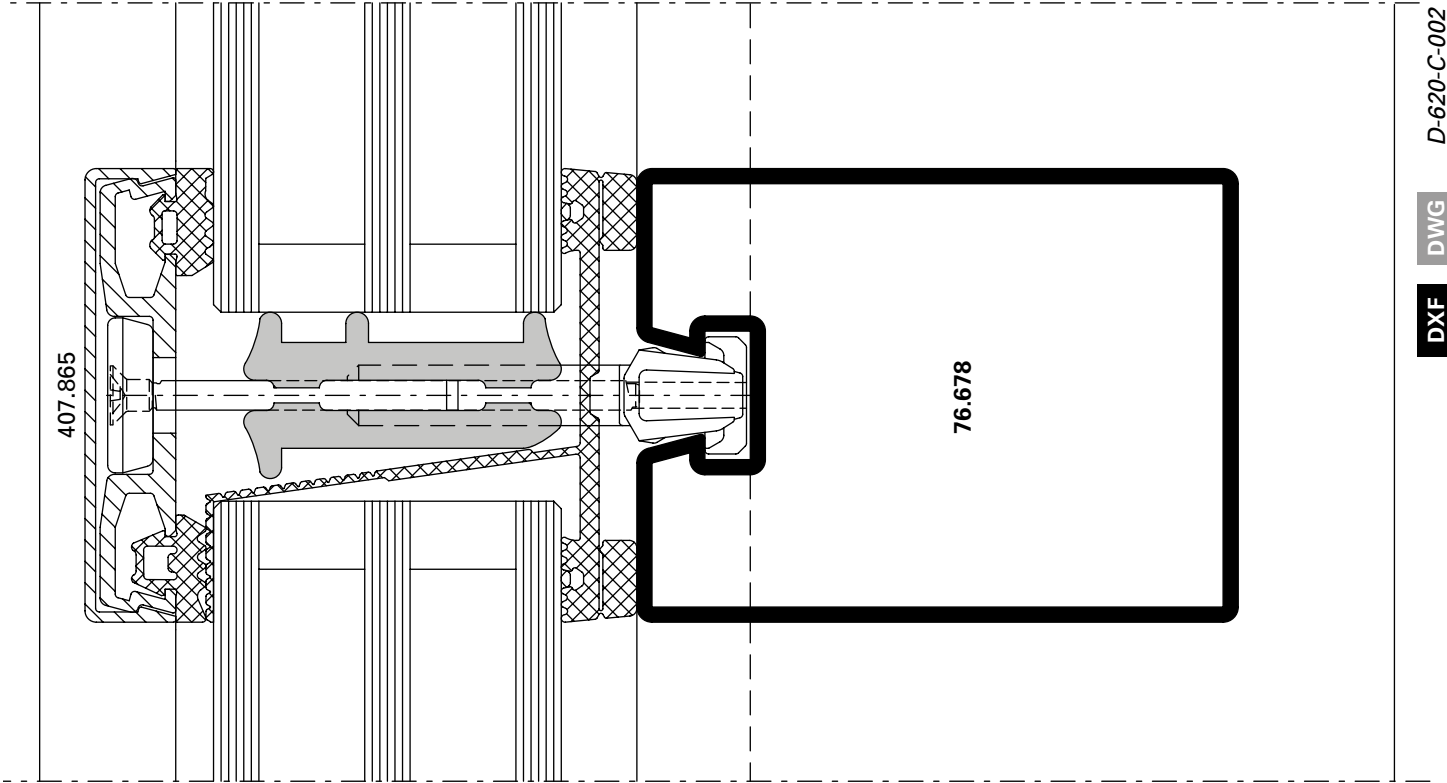
Schnittpunkte im Massstab 1:1
Coupe de détails à l'échelle 1:1
Section details on scale 1:1

VISS Fassade
VISS façade
VISS façade

VISS HI
Riegel-Detail
Ansichtsbreite 60 mm

VISS HI
Détail de la traverse
Largeur de face 60 mm

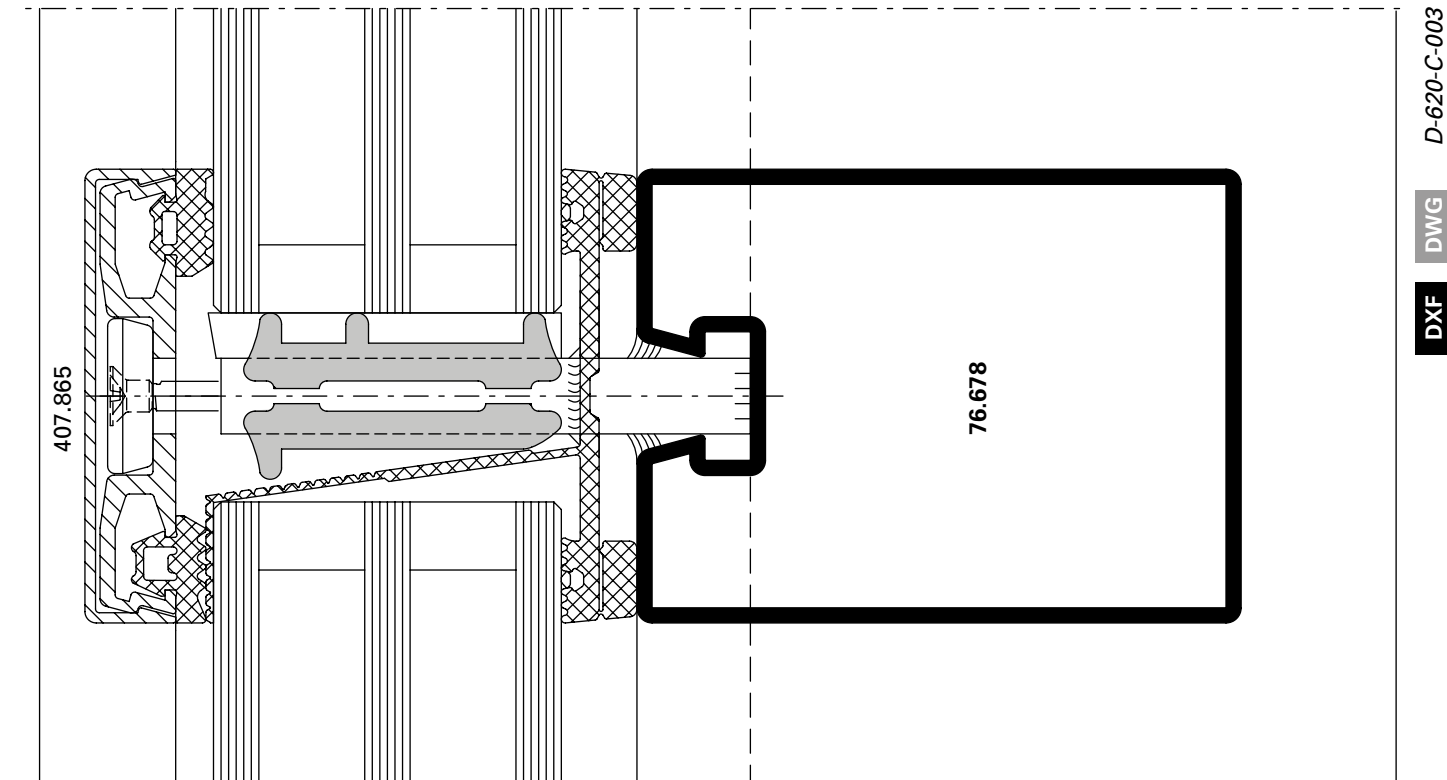
VISS HI
Detail of transom
Width 60 mm



DWG D-620-C-002

DWG

DXF



DWG D-620-C-003

DWG

DXF

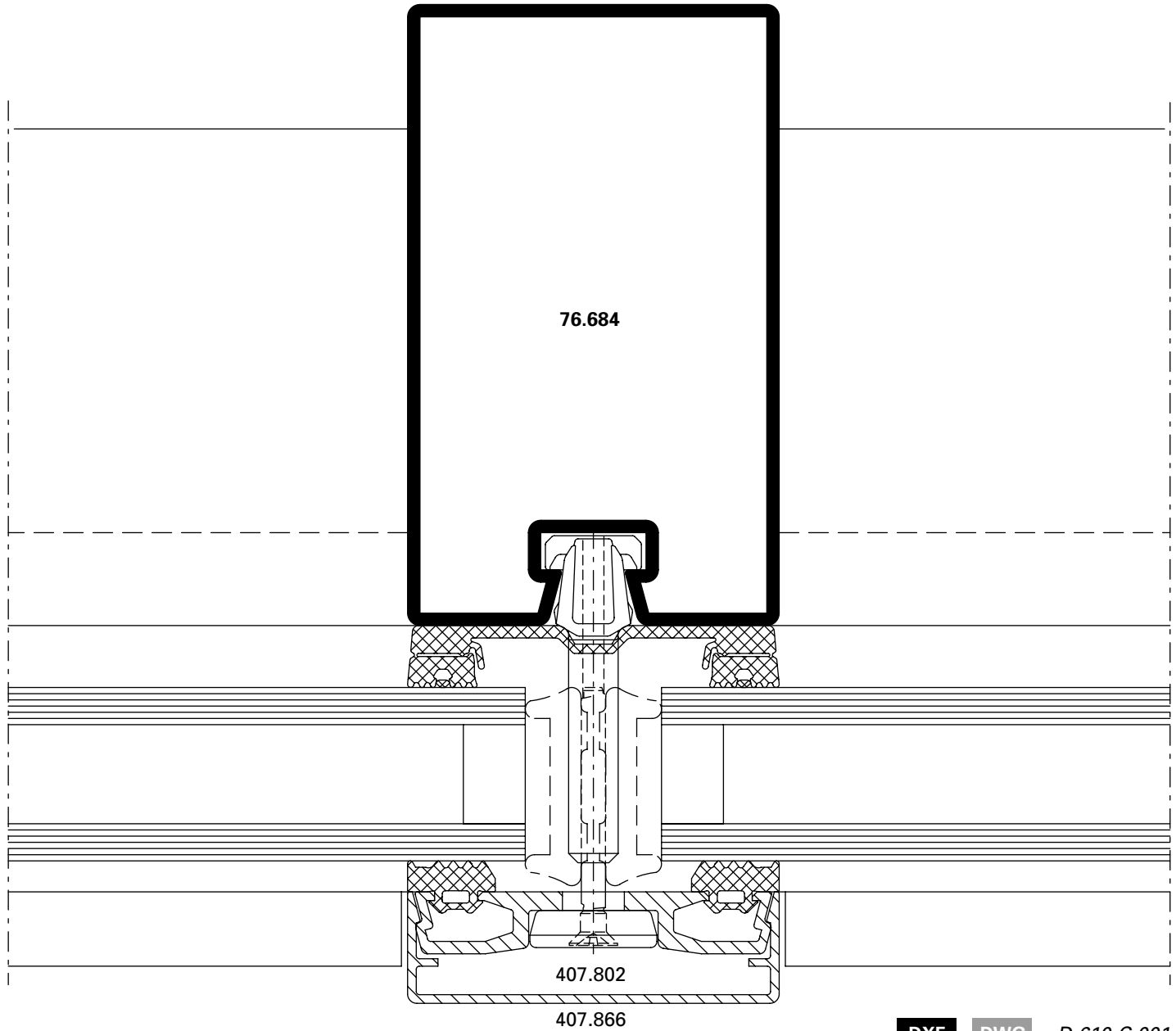
Schnittpunkte im Massstab 1:1
Coupe de détails à l'échelle 1:1
Section details on scale 1:1

VISS Fassade
VISS façade
VISS façade

Pfosten-Detail
Ansichtsbreite 60 mm

Détail du montant
Largeur de face 60 mm

Detail of mullion
Width 60 mm

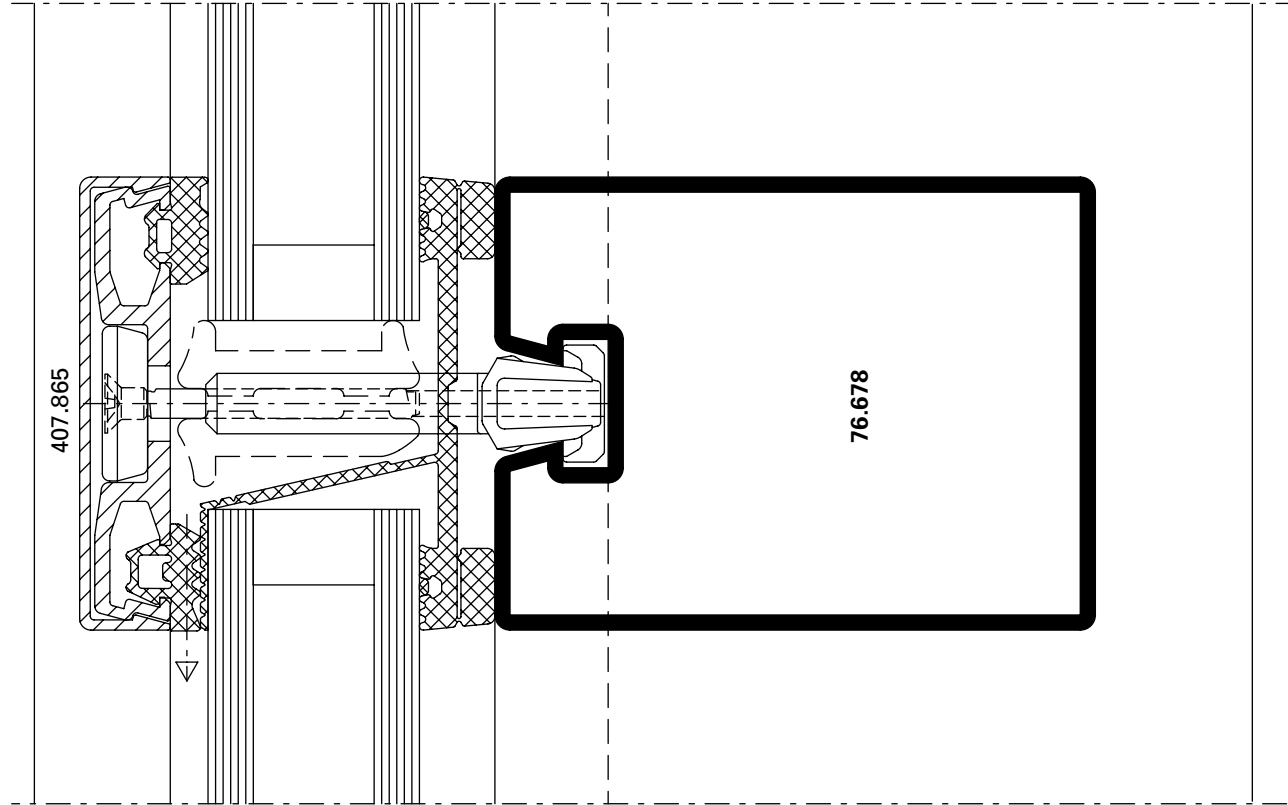


DXF **DWG** D-610-C-001

Riegel-Detail
Ansichtsbreite 60 mm

Détail de la traverse
Largeur de face 60 mm

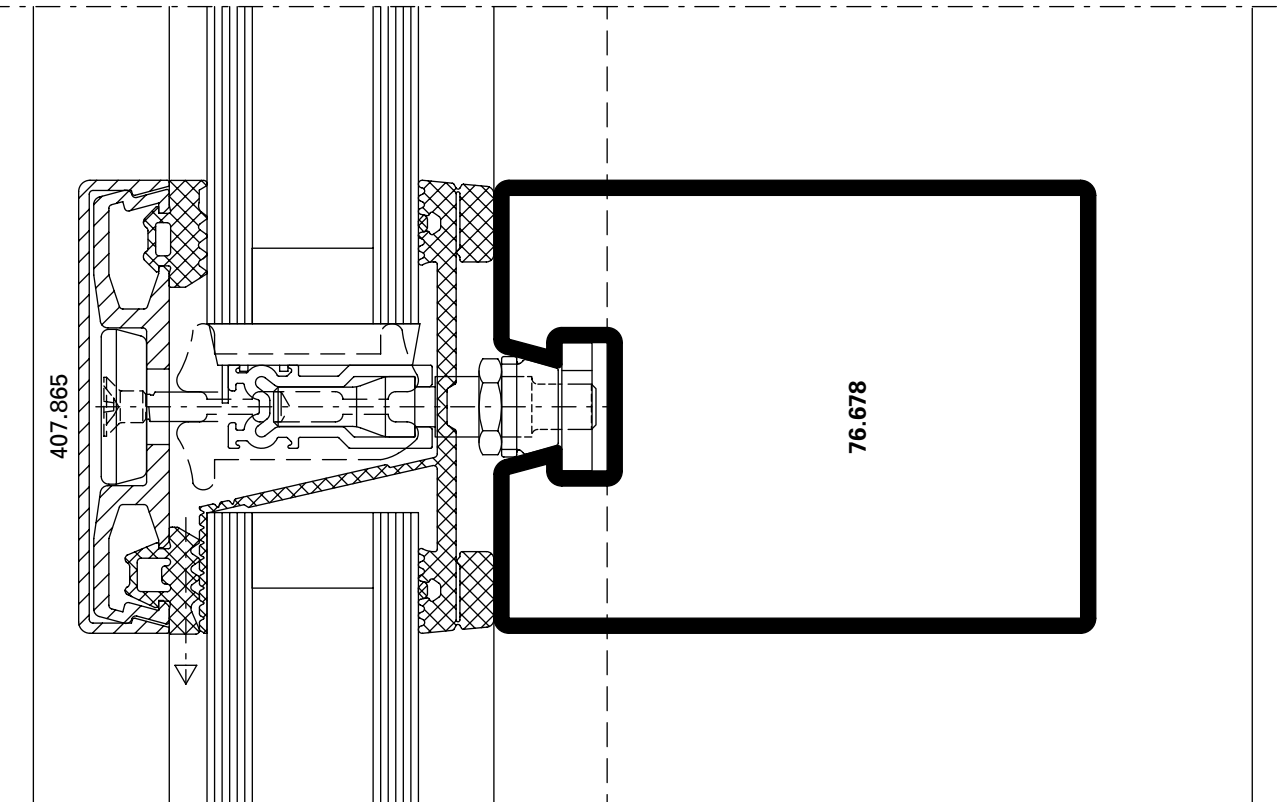
Detail of transom
Width 60 mm



D-610-C-002

DWG

DXF



D-610-C-003

DWG

DXF

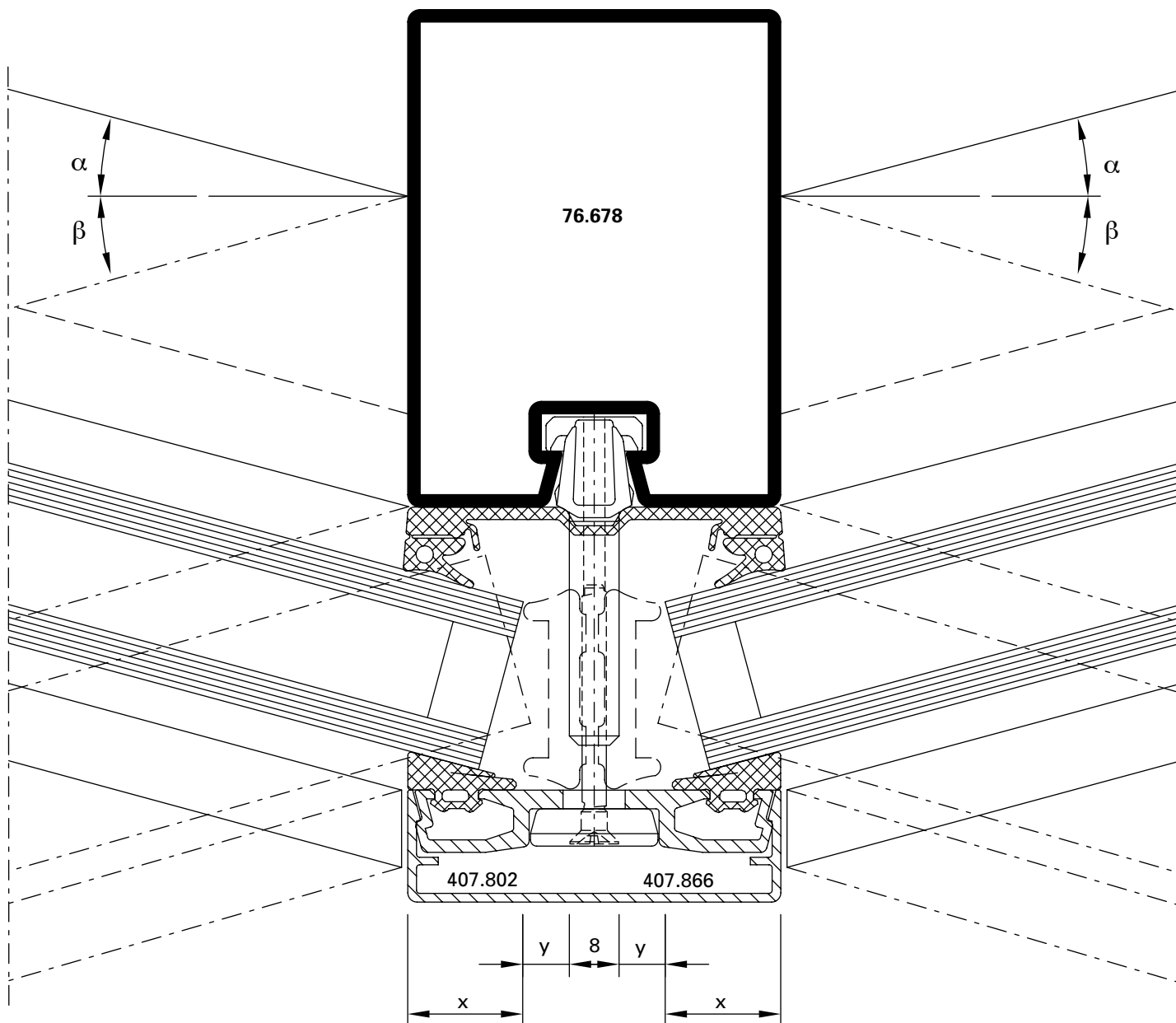
Schnittpunkte im Massstab 1:1
 Coupe de détails à l'échelle 1:1
 Section details on scale 1:1

VISS Fassade
 VISS façade
 VISS façade

Pfosten-Detail
 Segmentverglasung 60 mm

Détail du montant
 Vitrage segmenté 60 mm

Detail of mullion
 Segmental glazing, width 60 mm



DXF DWG D-610-C-004

α	β	Füllelement- dicke	X (max) mm	Y (min) mm
0 – 5°		20 – 70 mm	21	5
	5 – 10°	20 – 50 mm	21	5
	10 – 15°	20 – 35 mm	21	5

α	β	Epaisseur du remplissage	X (max) mm	Y (min) mm
0 – 5°		20 – 70 mm	21	5
	5 – 10°	20 – 50 mm	21	5
	10 – 15°	20 – 35 mm	21	5

α	β	Thickness of glass/panel	X (max) mm	Y (min) mm
0 – 5°		20 – 70 mm	21	5
	5 – 10°	20 – 50 mm	21	5
	10 – 15°	20 – 35 mm	21	5

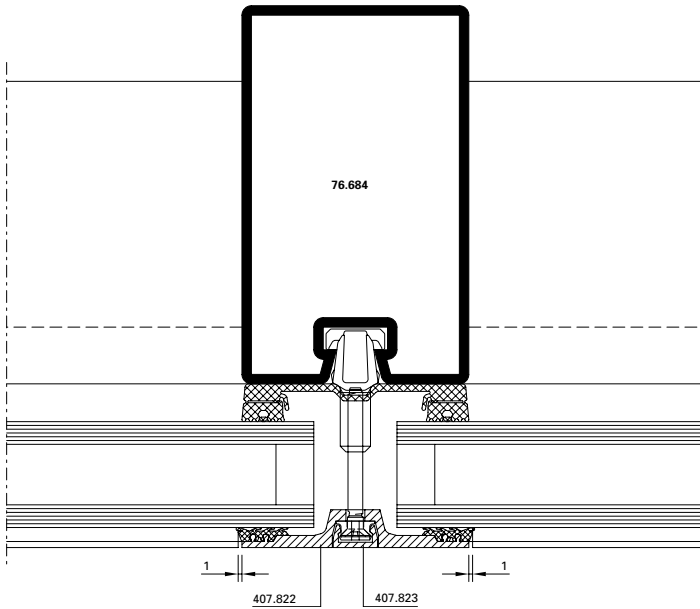
Schnittpunkte im Massstab 1:2
Coupe de détails à l'échelle 1:2
Section details on scale 1:2

VISS Fassade
VISS façade
VISS façade

Pfosten-Detail
Flaches Deckprofil
Ansichtsbreite 60 mm

Détail du montant
Profilé de recouvrement plat
Largeur de face 60 mm

Detail of mullion
Flat cover cap
Width 60 mm

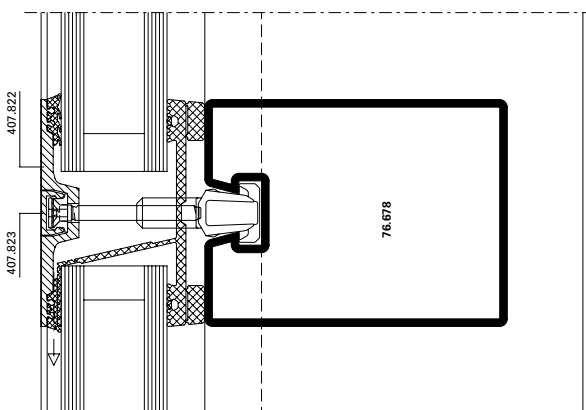


DXF **DWG** D-610-C-011

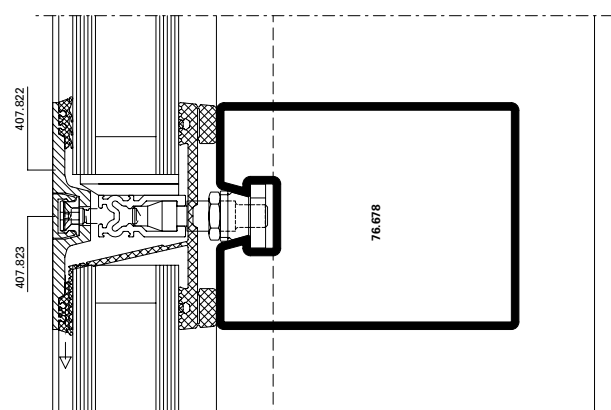
Riegel-Detail
Flaches Deckprofil
Ansichtsbreite 60 mm

Détail de la traverse
Profilé de recouvrement plat
Largeur de face 60 mm

Detail of transom
Flat cover cap
Width 60 mm



DXF **DWG** D-610-C-012



DXF **DWG** D-610-C-013

Schnittpunkte im Masstab 1:2

Coupe de détails à l'échelle 1:2

Section details on scale 1:2

VISS Fassade

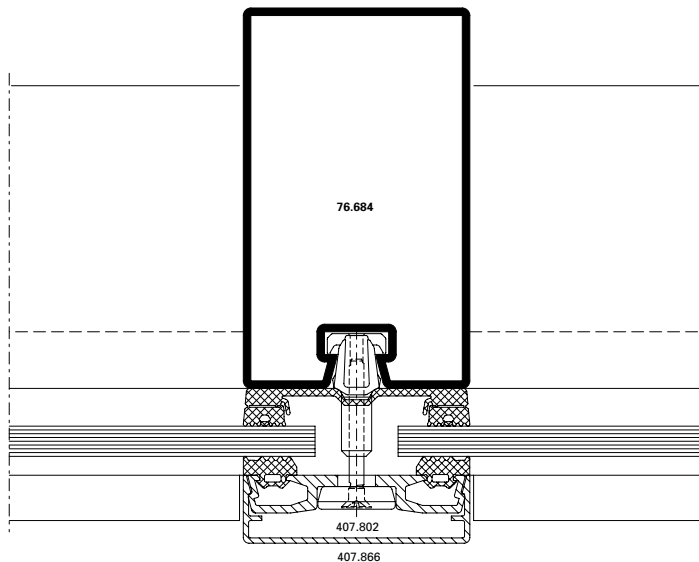
VISS façade

VISS façade

Pfosten-Detail
Einfachverglasung
Ansichtsbreite 60 mm

Détail du montant
Vitrage simple
Largeur de face 60 mm

Detail of mullion
Single glazing
Width 60 mm

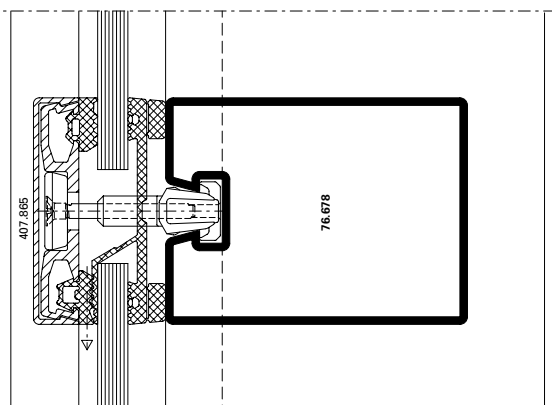


DXF **DWG** D-610-C-008

Riegel-Detail
Einfachverglasung
Ansichtsbreite 60 mm

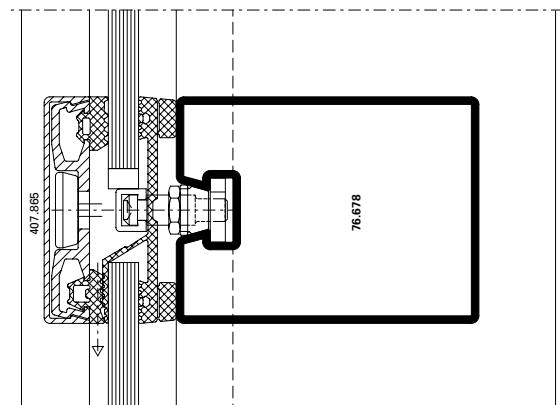
Détail de la traverse
Vitrage simple
Largeur de face 60 mm

Detail of transom
Single glazing
Width 60 mm



D-610-C-009

DXF **DWG**



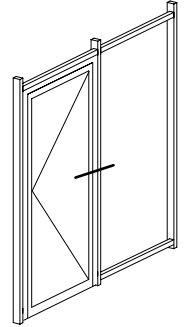
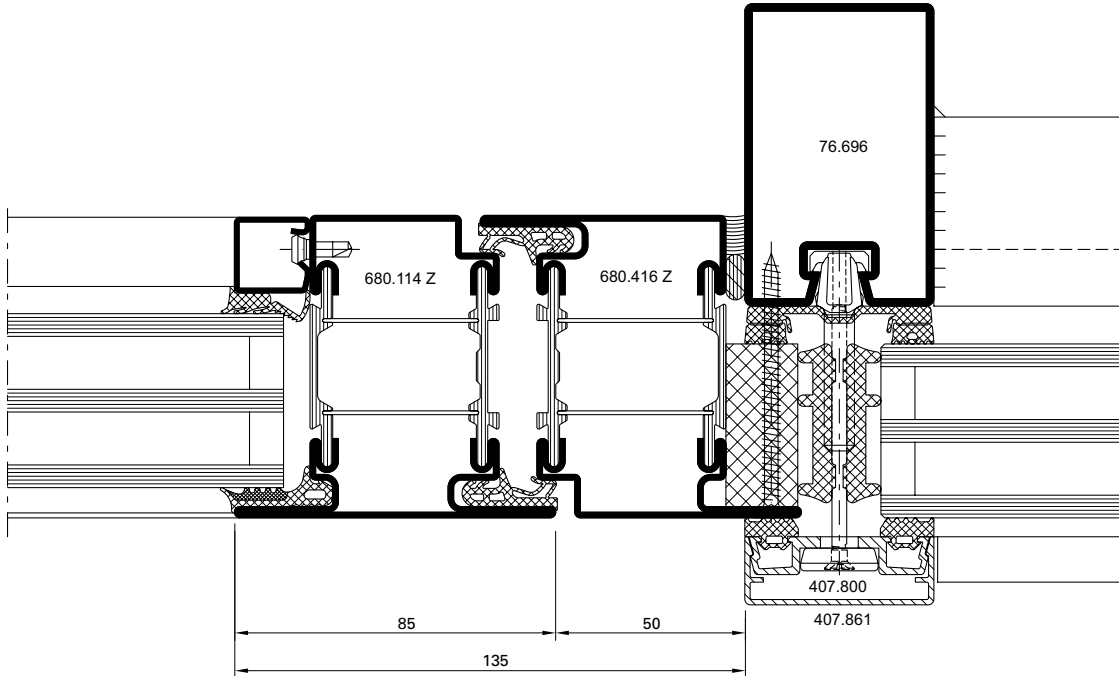
D-610-C-010

DXF **DWG**

Einsatzelement
 Janisol HI Türe

Élément de remplissage
 Porte Janisol HI

Infill element
 Janisol HI door



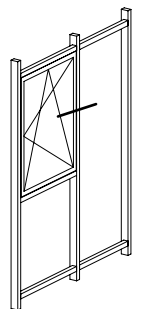
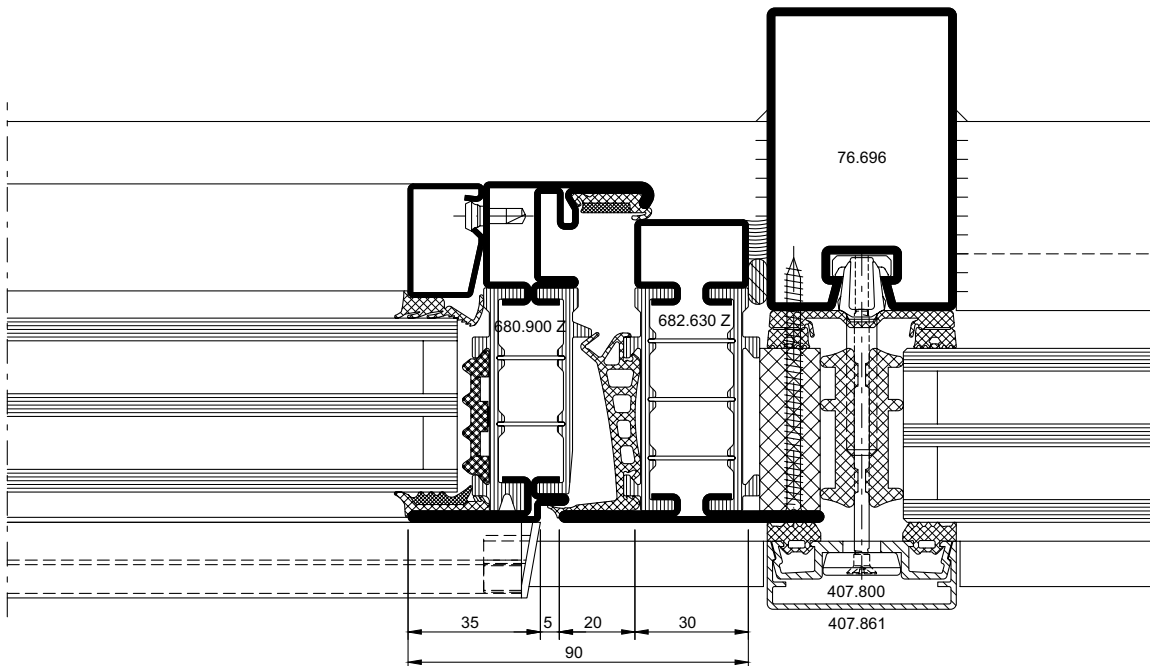
DXF DWG

D-160-A-012

Einsatzelement
 Janisol HI Fenster

Élément de remplissage
 Fenêtre Janisol HI

Infill element
 Janisol HI window



DXF DWG

D-161-A-022

* Bei grossen, schweren und/oder stark frequentierten Türanlagen ist eine zusätzliche Verschraubung im Bandbereich erforderlich.

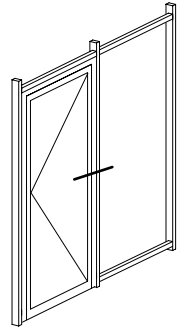
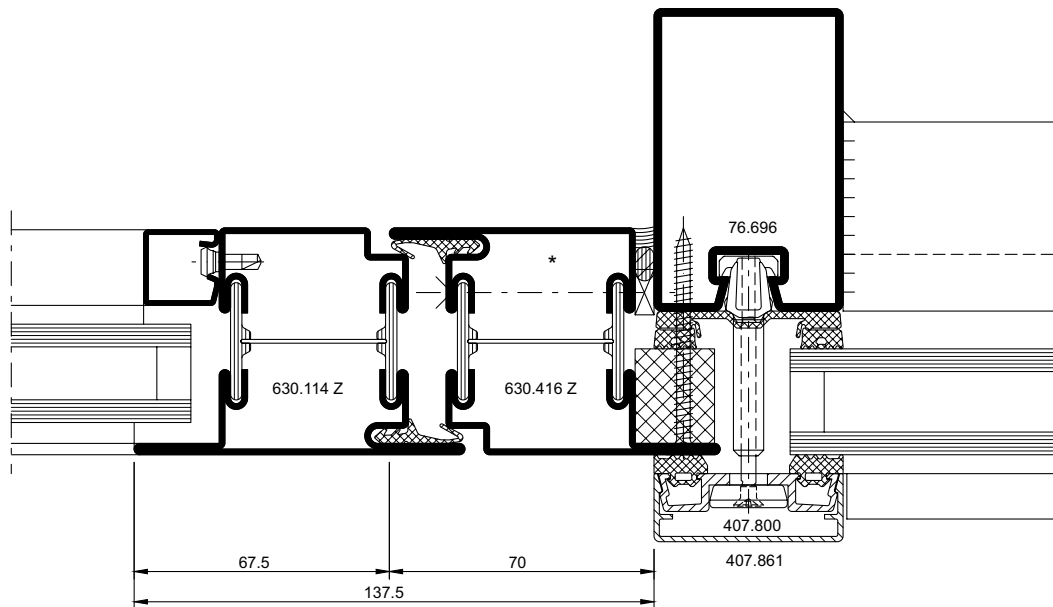
* Pour les portes lourdes de grandes dimensions et/ou fortement fréquentées, un vissage supplémentaire au niveau des paumelles est nécessaire.

* for large heavy and/or frequently used door systems, additional screw connections are required in the hinge area.

Einsatzelement
 Janisol Türe

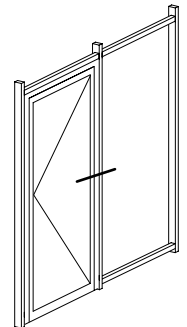
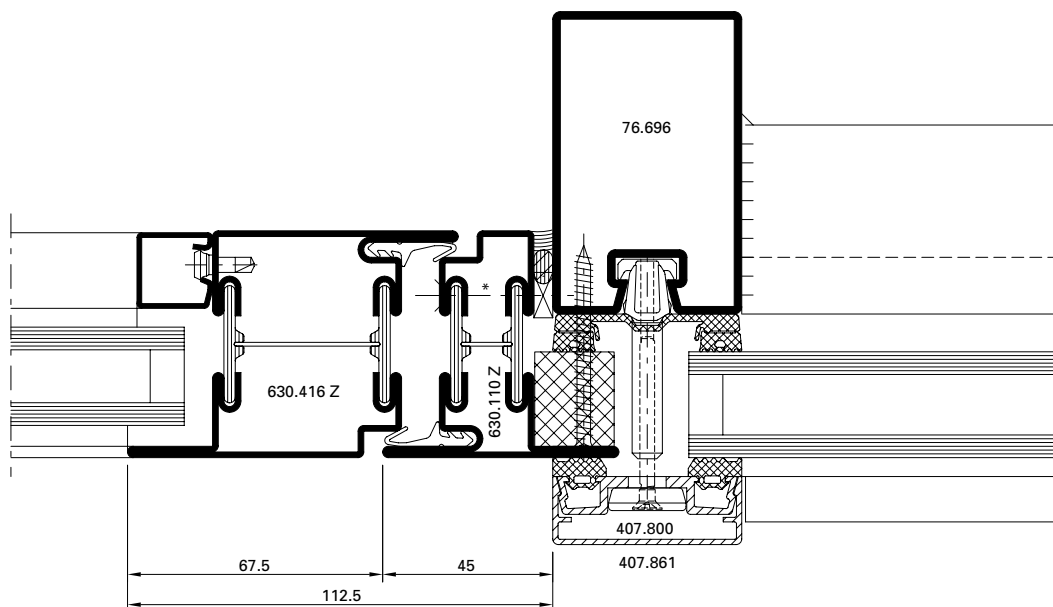
Élément de remplissage
 Porte Janisol

Infill element
 Janisol door



DXF DWG

D-510-K-015



DXF DWG

D-510-K-007

* Bei grossen, schweren und/oder stark frequentierten Türanlagen ist eine zusätzliche Verschraubung im Bandbereich erforderlich.

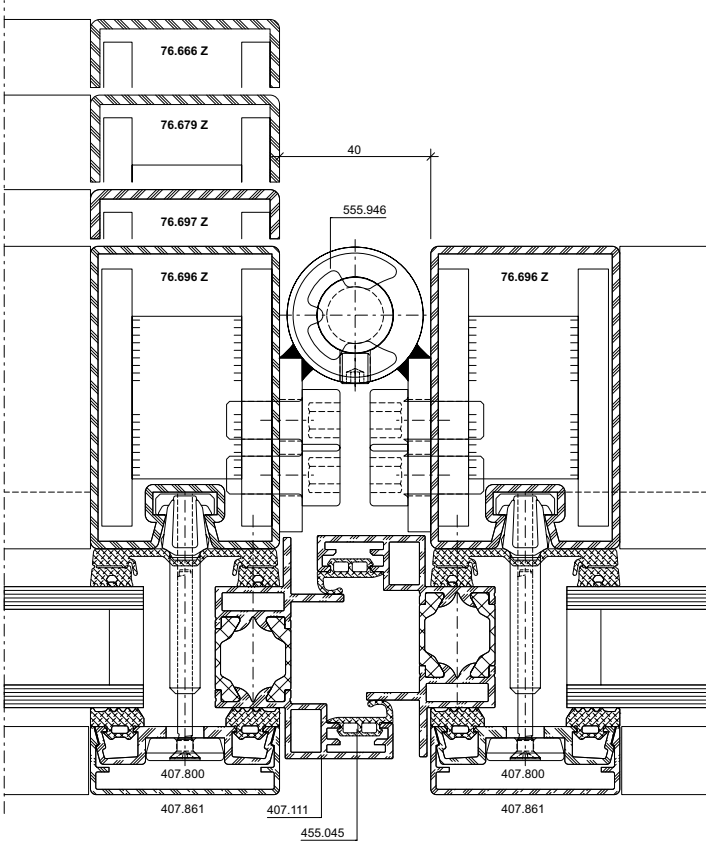
* Pour les portes lourdes de grandes dimensions et/ou fortement fréquentées, un vissage supplémentaire au niveau des paumelles est nécessaire.

* for large heavy and/or frequently used door systems, additional screw connections are required in the hinge area.

Einsatzelement
VISS Drehtüre

Élément de remplissage
Porte à la française VISS

Infill element
VISS side-hung door



DXF

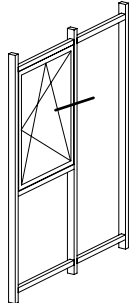
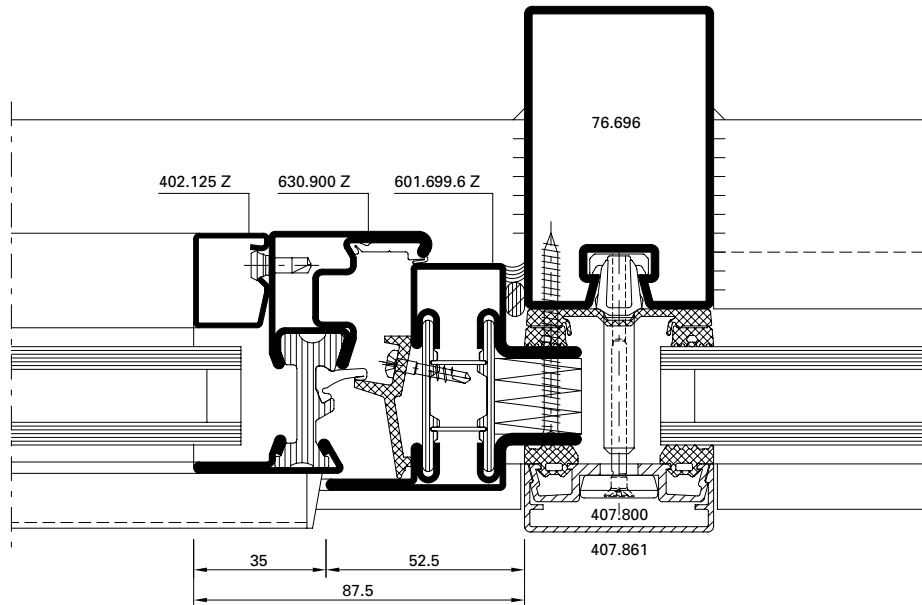
DWG

51-0208-C-001

Einsatzelement
 Fenster Janisol Primo

Élément de remplissage
 Fenêtre Janisol Primo

Infill element
 Janisol Primo window



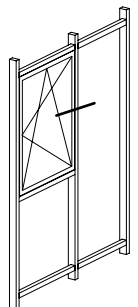
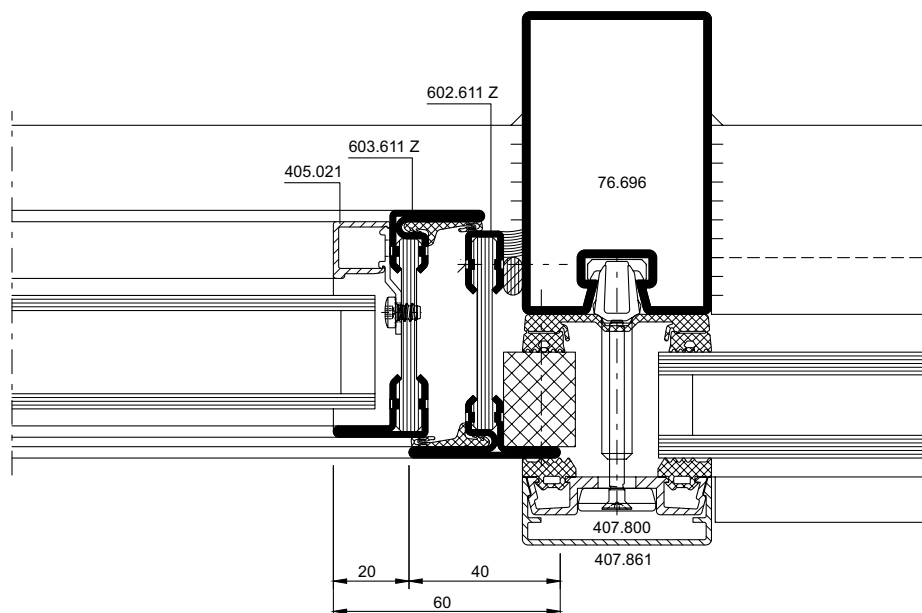
DXF **DWG**

D-510-K-001

Einsatzelement
 Janisol Arte

Élément de remplissage
 Janisol Arte

Infill element
 Janisol Arte



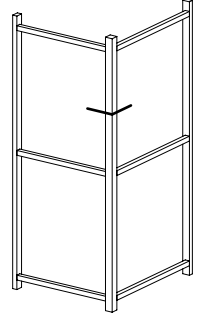
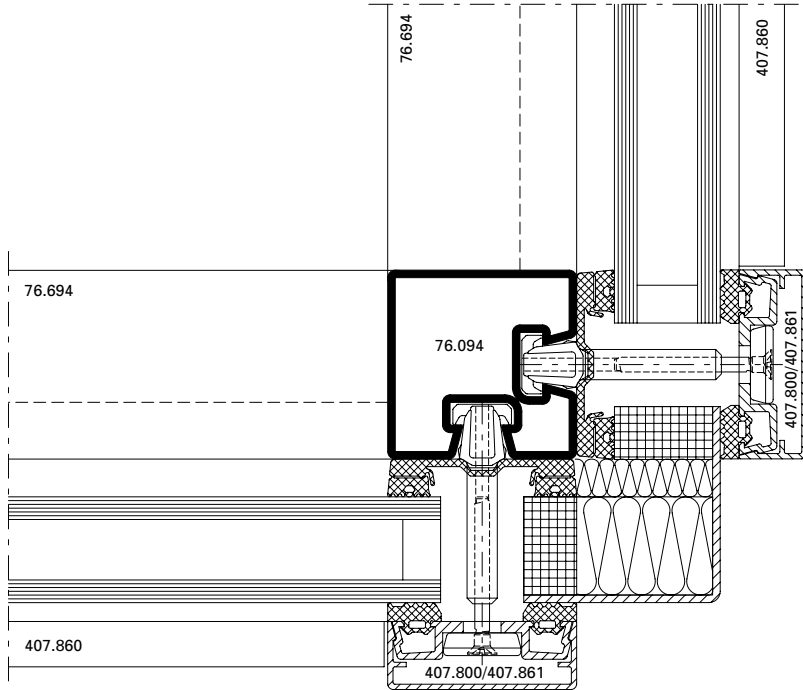
DXF **DWG**

D-510-K-016

Aussenecke 90°

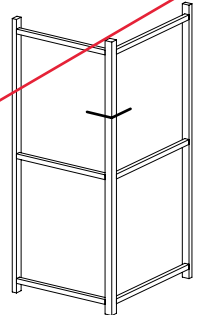
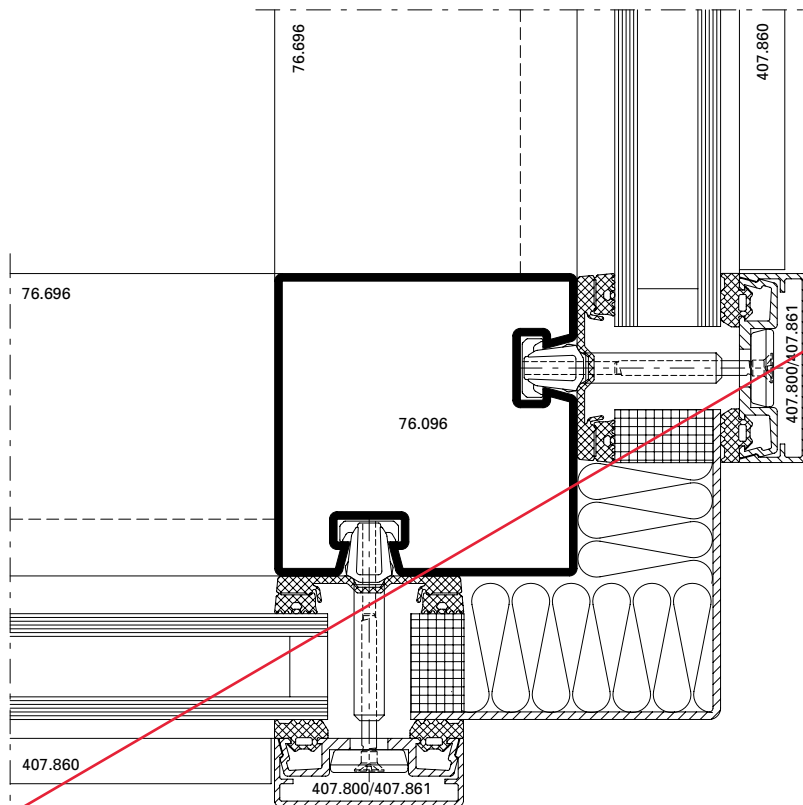
Angle extérieur 90°

Outer corner 90°



DXF DWG

D-510-K-011



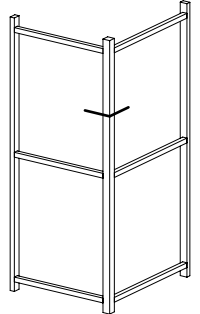
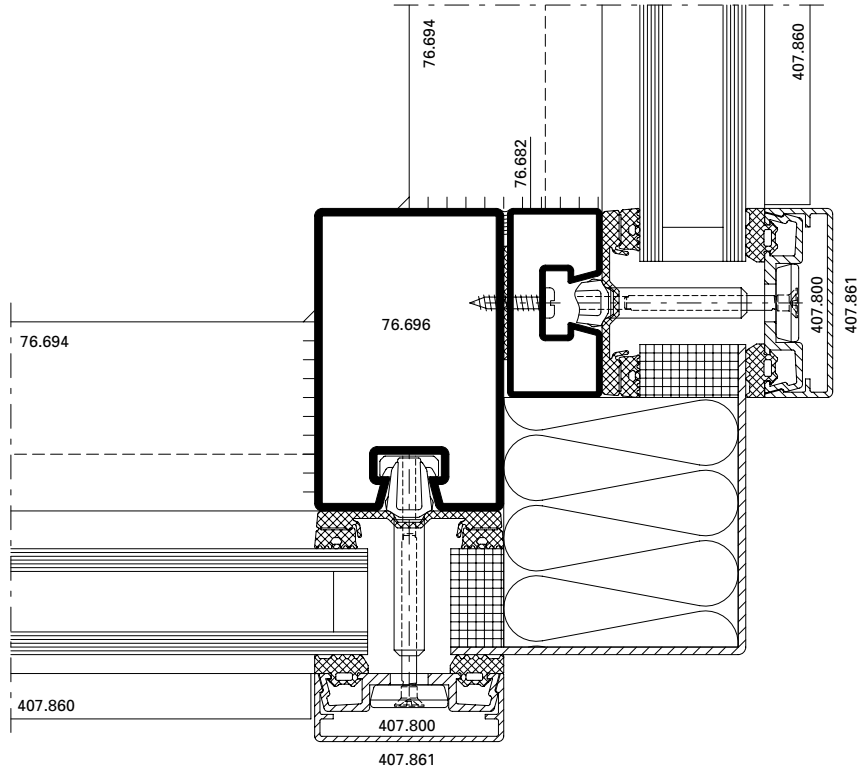
DXF DWG

D-510-K-012

Aussenecke 90°

Angle extérieur 90°

Outer corner 90°



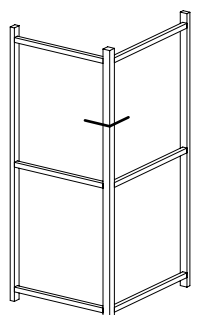
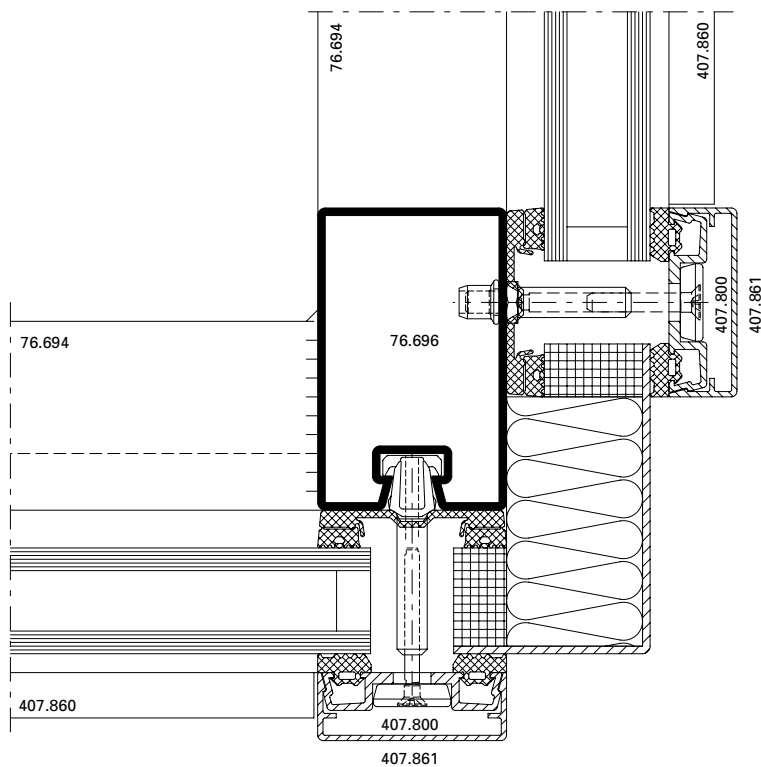
DXF DWG

D-510-K-005

Aussenecke 90°
 (Kombination mit VISS Basic)

Angle extérieur 90°
 (en combinaison avec VISS Basic)

Outer corner 90°
 (in combination with VISS Basic)



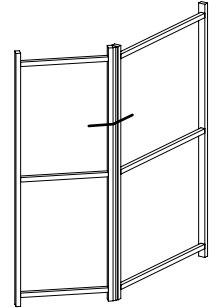
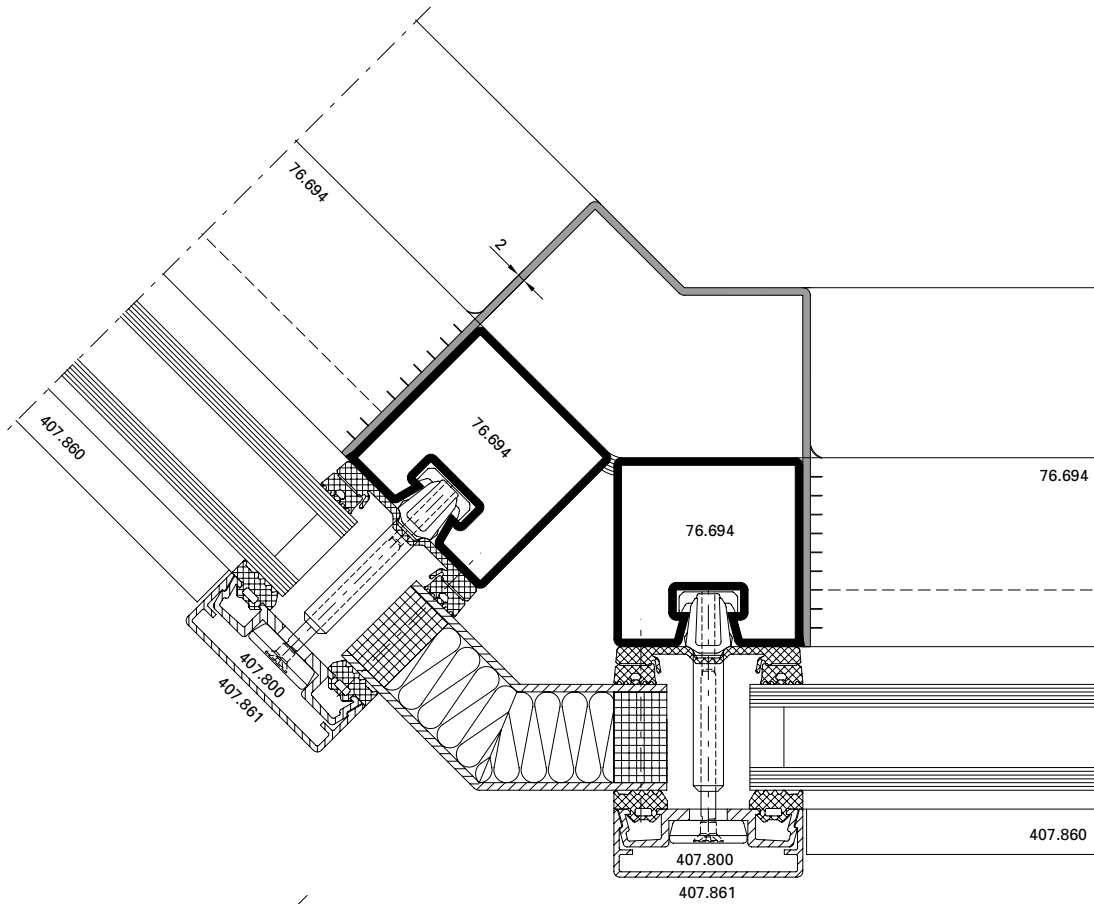
DXF DWG

D-510-K-010

Aussenecke 135°

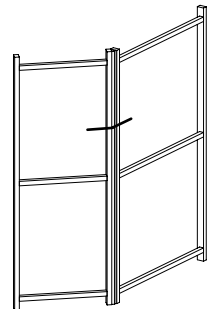
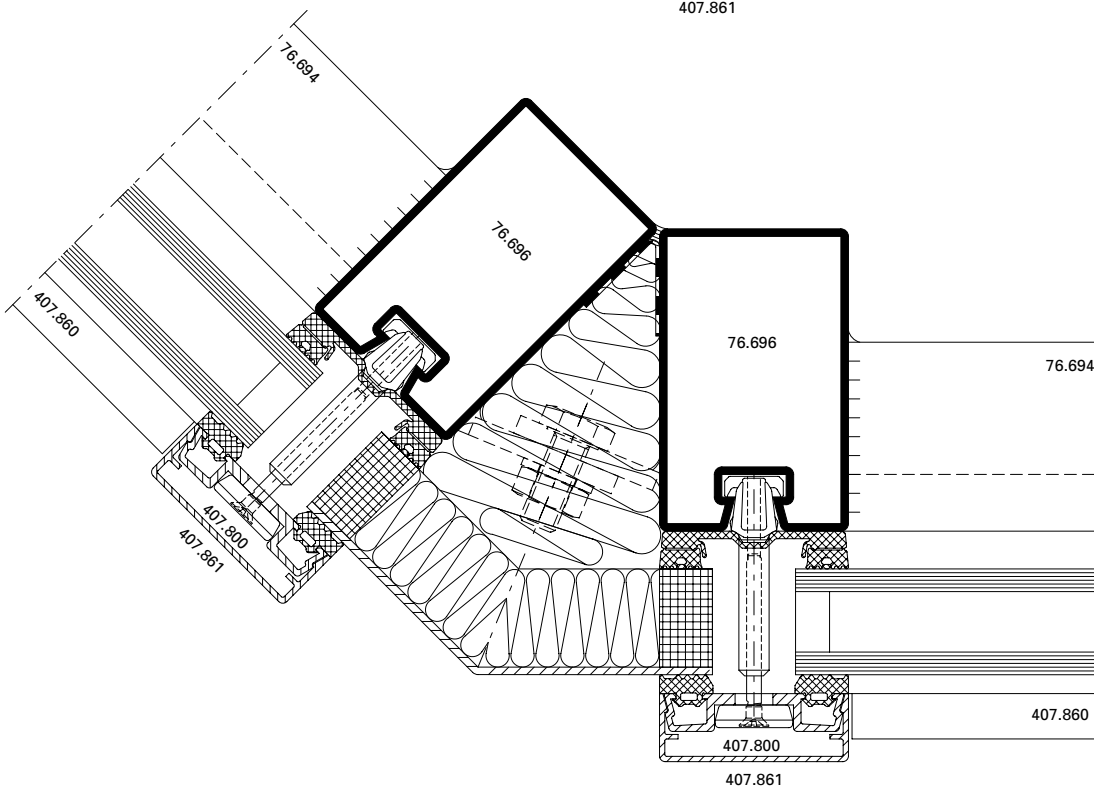
Angle extérieur 135°

Outer corner 135°



DXF DWG

D-510-K-003



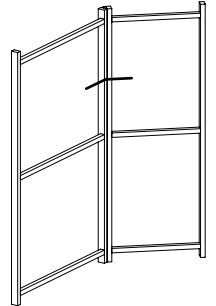
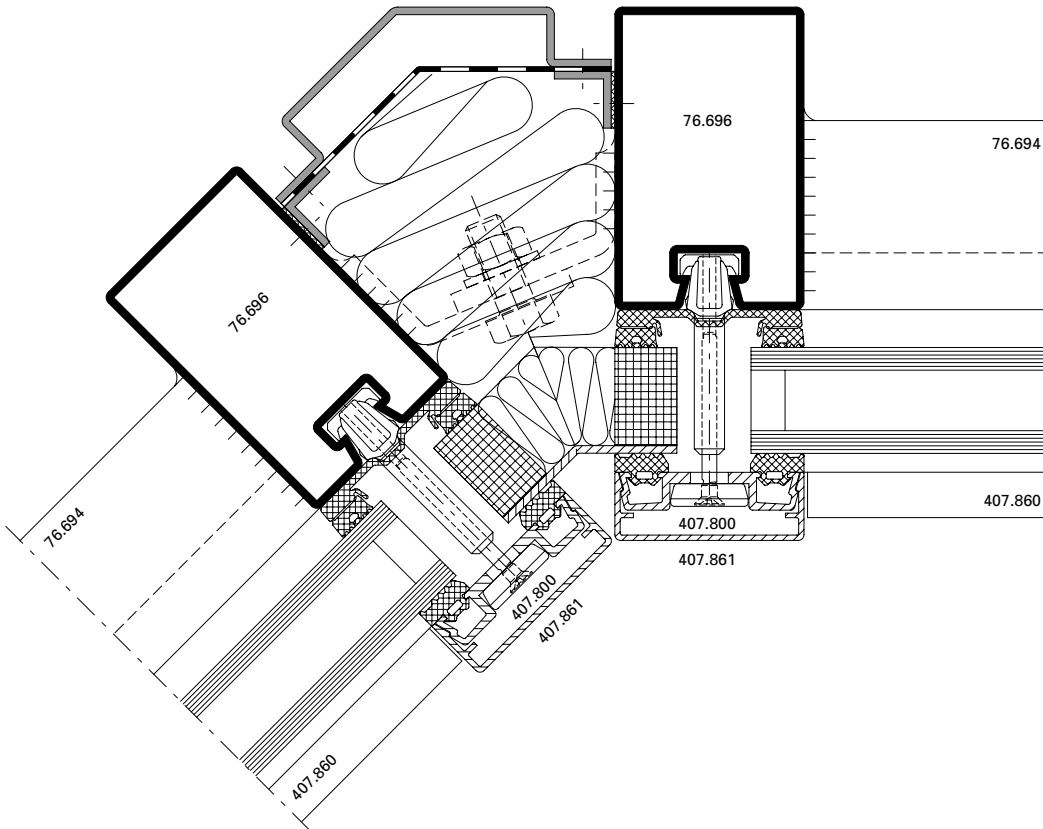
DXF DWG

D-510-K-004

Innenecke 135°

Angle intérieur 135°

Inner corner 135°

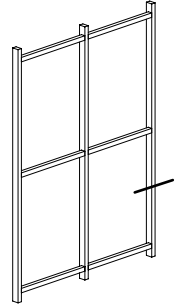
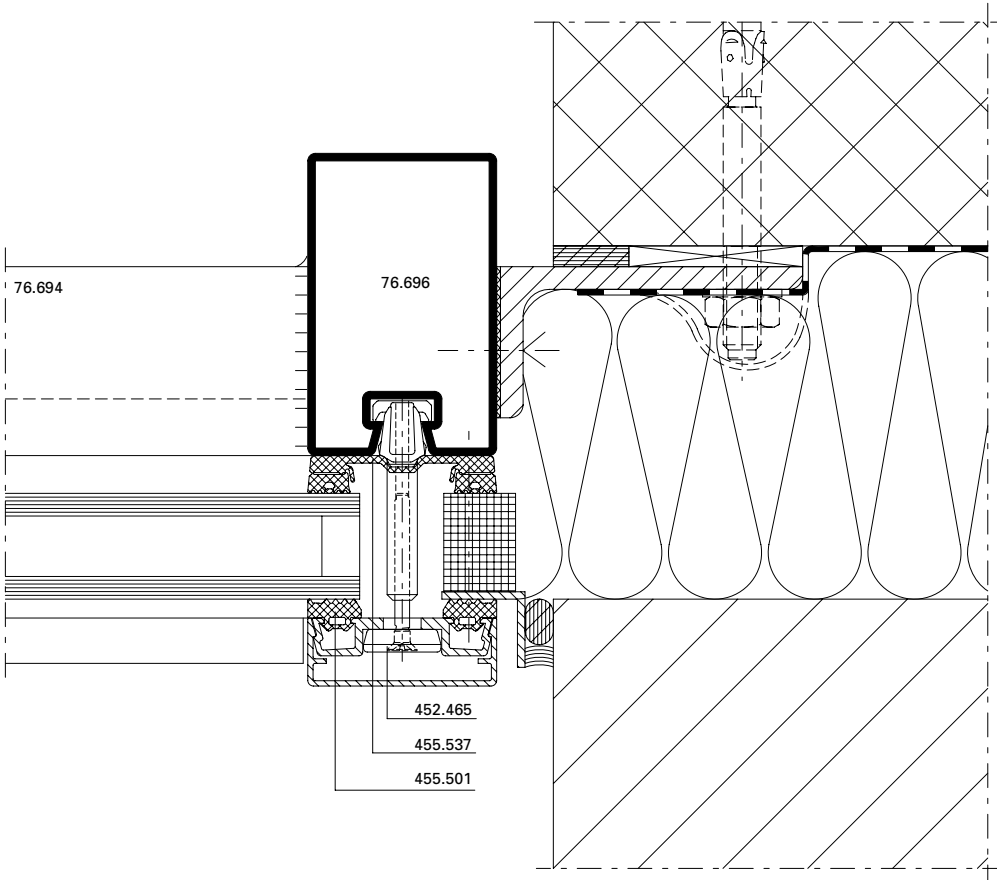


DXF DWG

D-510-K-009

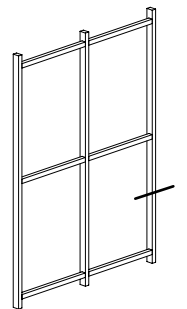
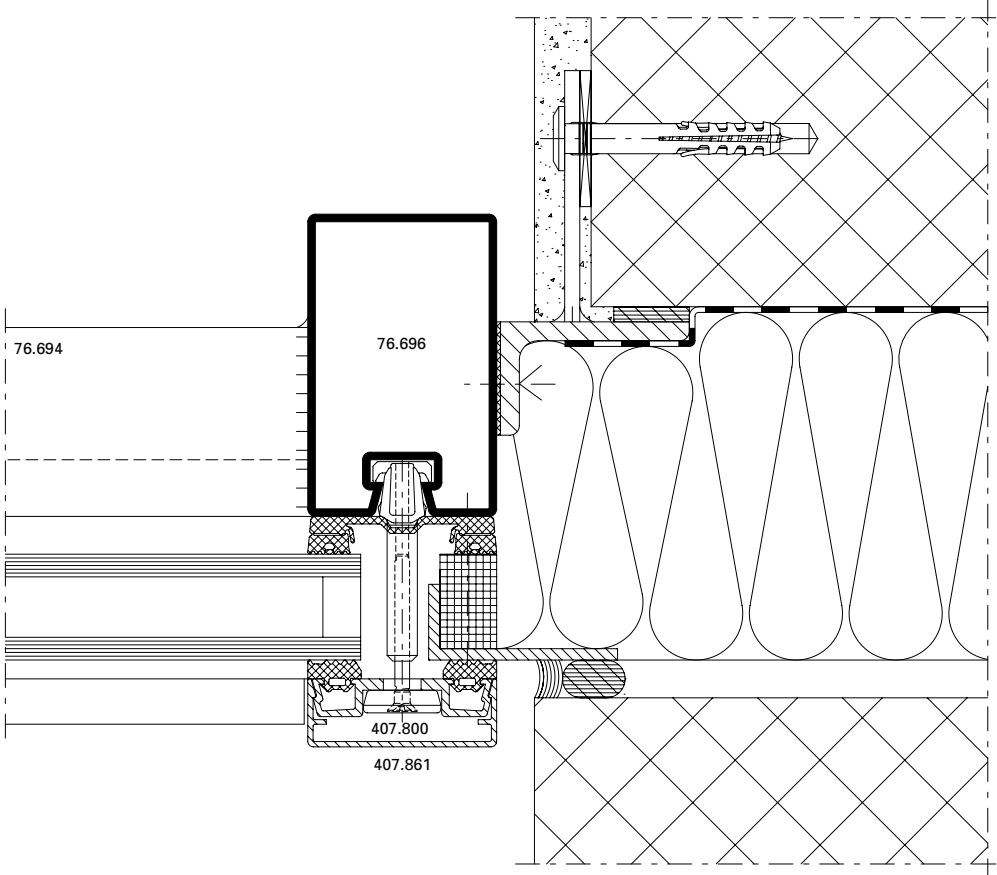
Anschlüsse am Bau im Massstab 1:2
Raccords au mur à l'échelle 1:2
Attachment to structure on scale 1:2

VISS Fassade
VISS façade
VISS façade



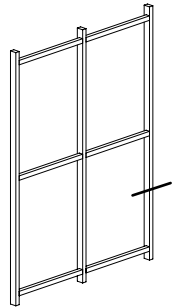
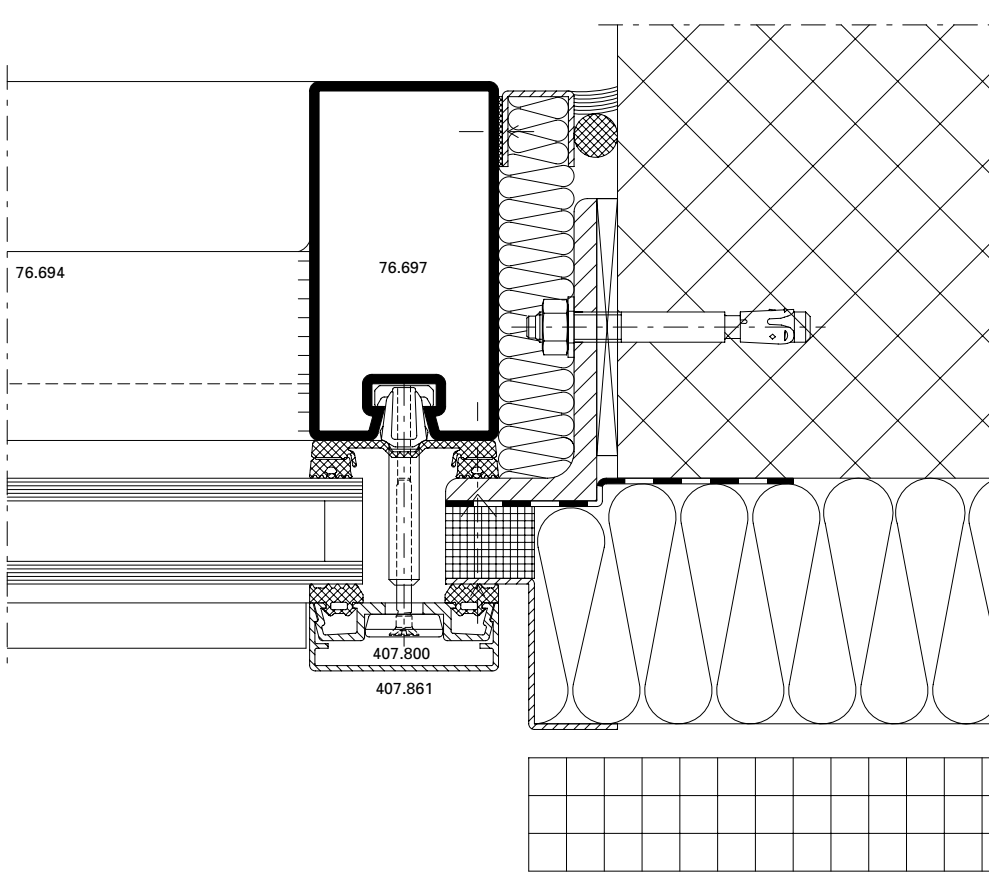
DXF DWG

D-510-A-001



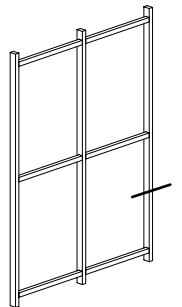
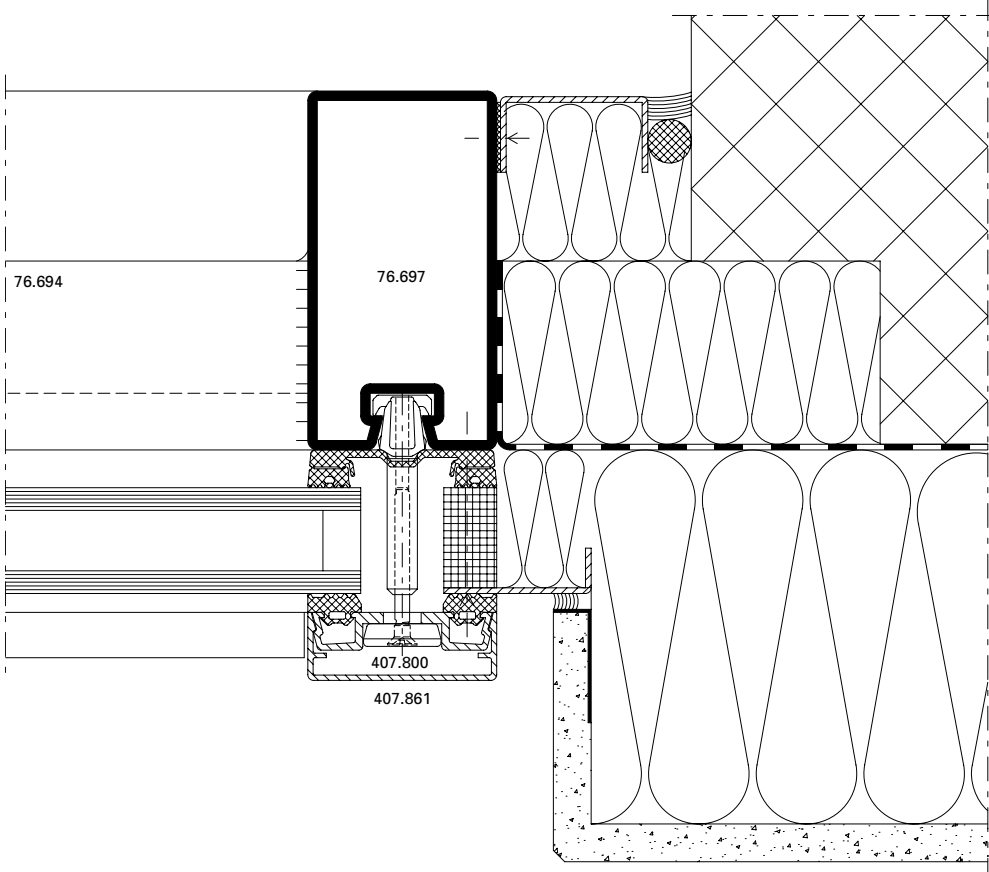
DXF DWG

D-510-A-002



DXF DWG

D-510-A-003

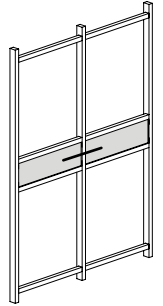
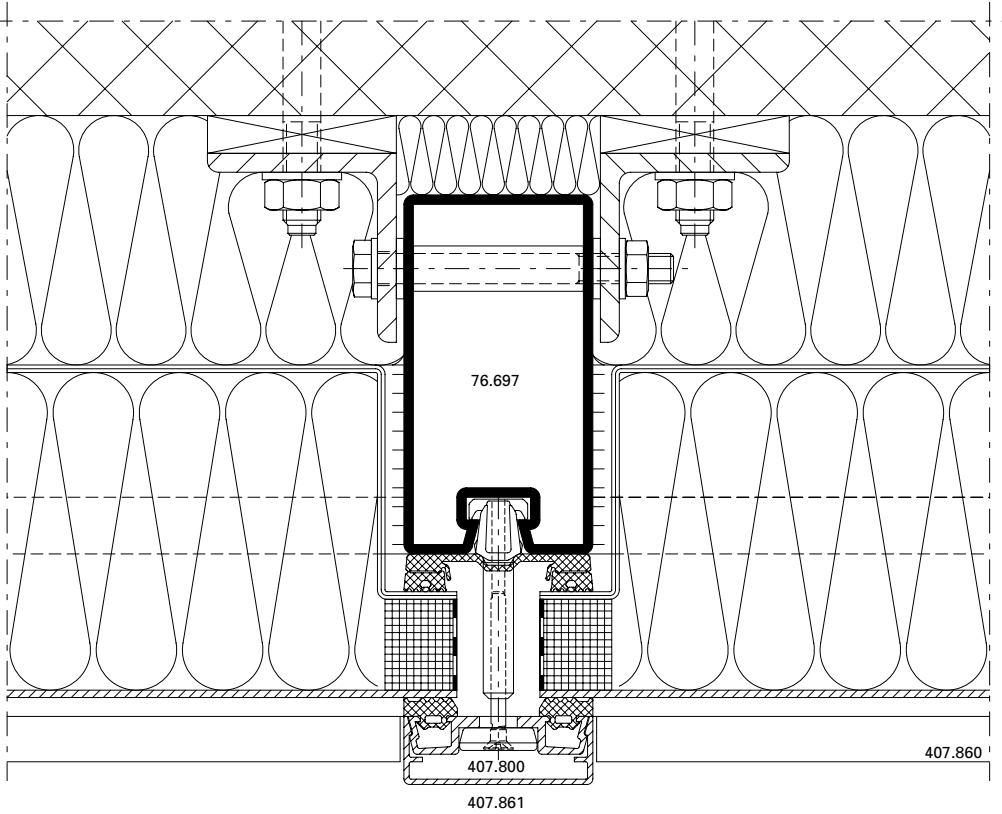


DXF DWG

D-510-A-004

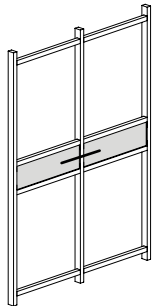
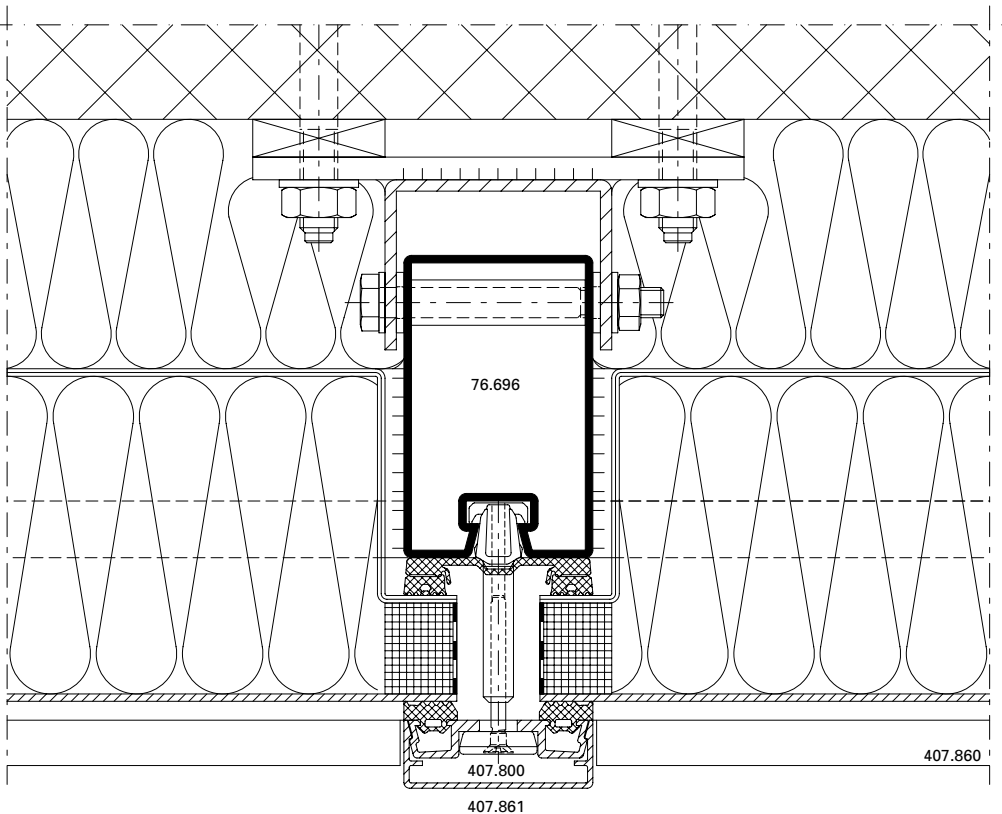
Anschlüsse am Bau im Massstab 1:2
Raccords au mur à l'échelle 1:2
Attachment to structure on scale 1:2

VISS Fassade
VISS façade
VISS façade



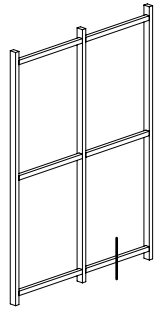
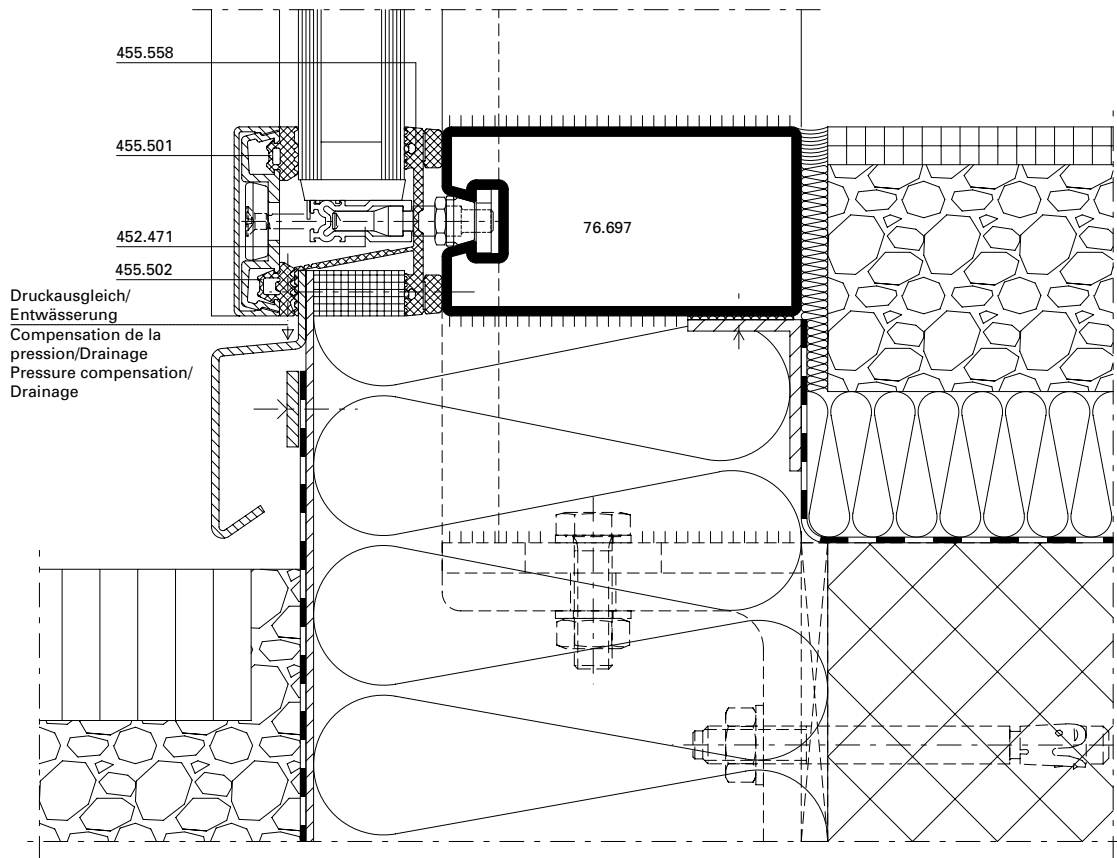
DXF **DWG**

D-510-A-005



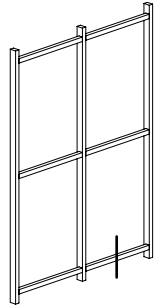
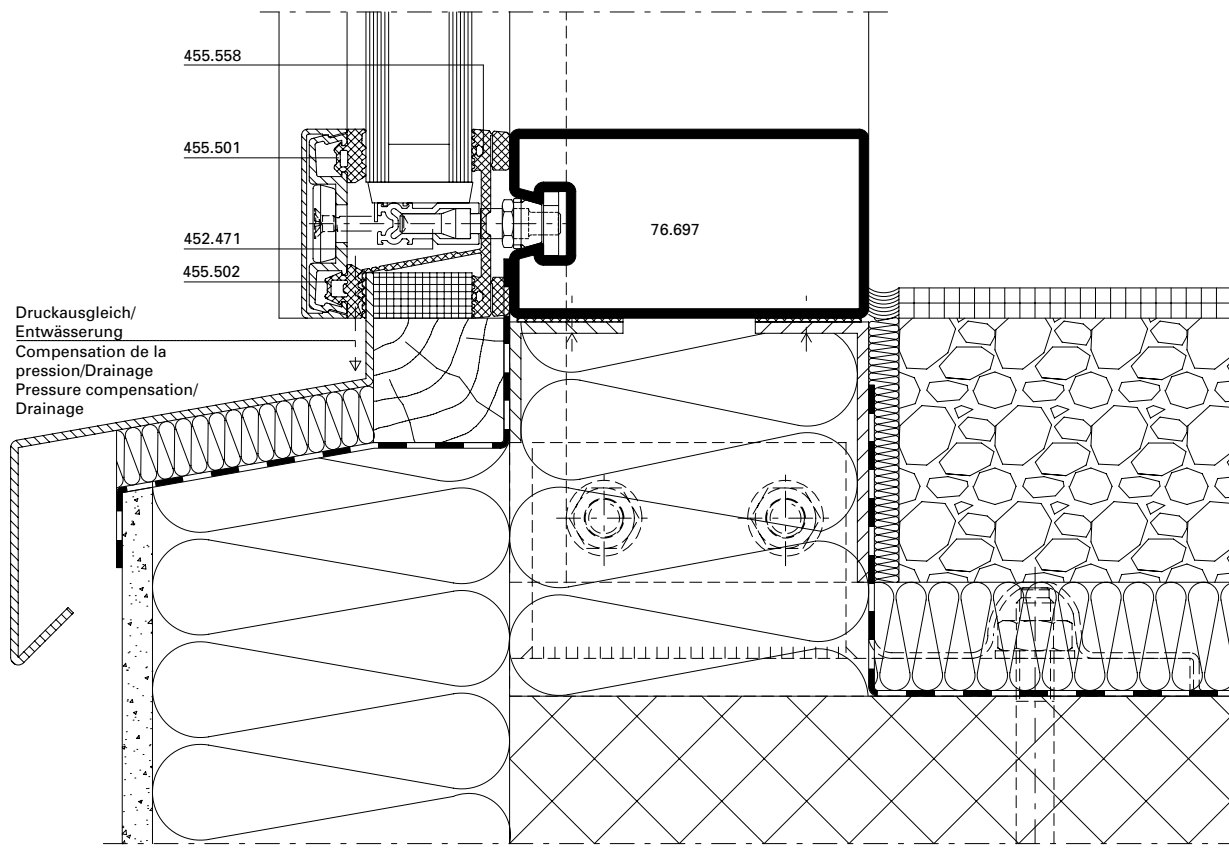
DXF **DWG**

D-510-A-006



DXF DWG

D-510-A-007

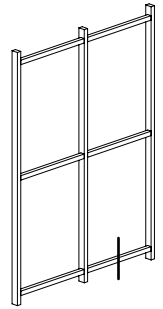
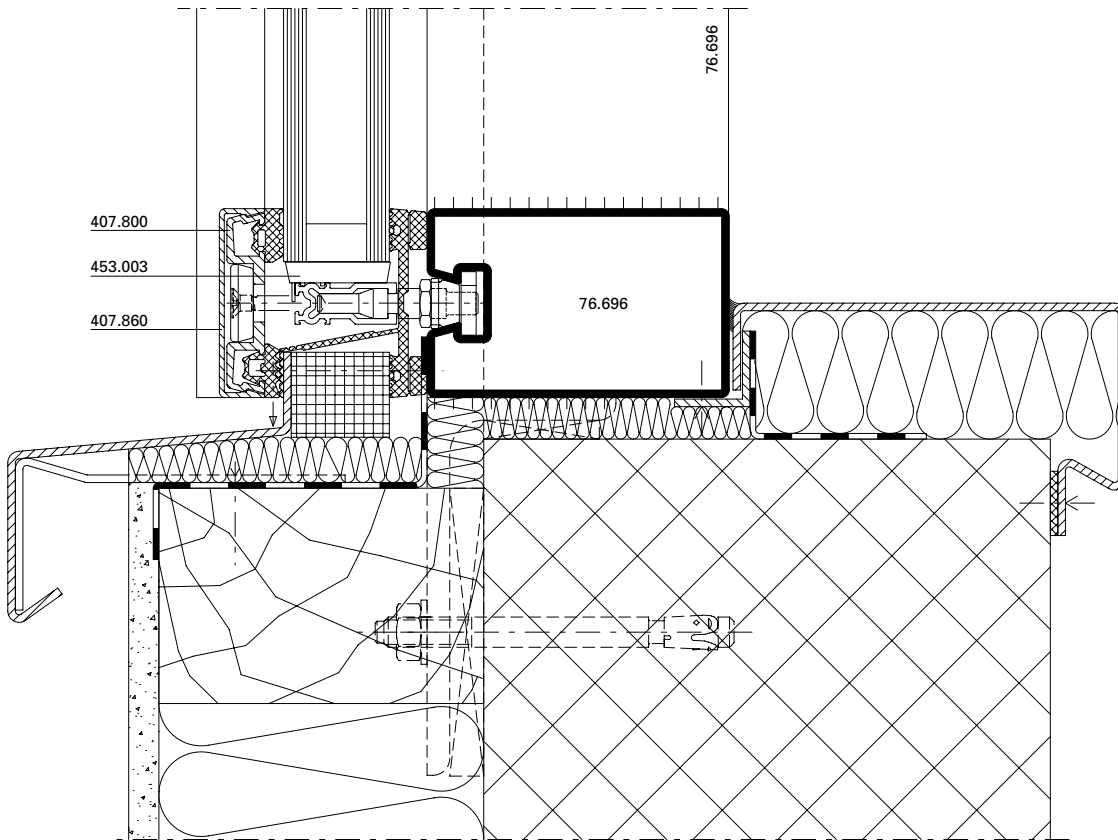


DXF DWG

D-510-A-008

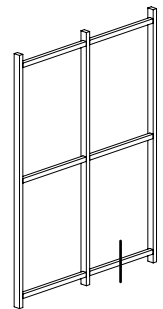
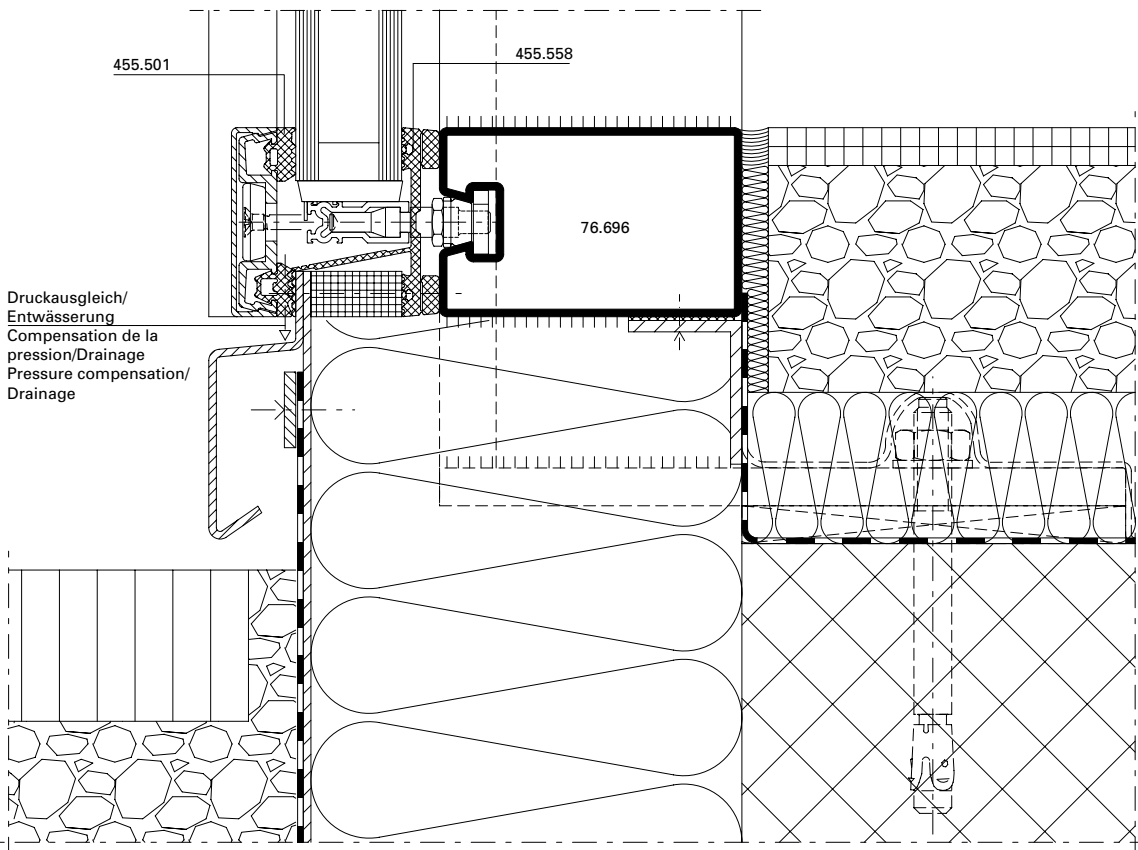
Anschlüsse am Bau im Massstab 1:2
Raccords au mur à l'échelle 1:2
Attachment to structure on scale 1:2

VISS Fassade
VISS façade
VISS façade



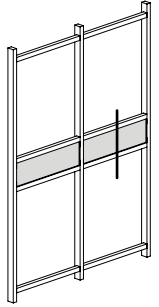
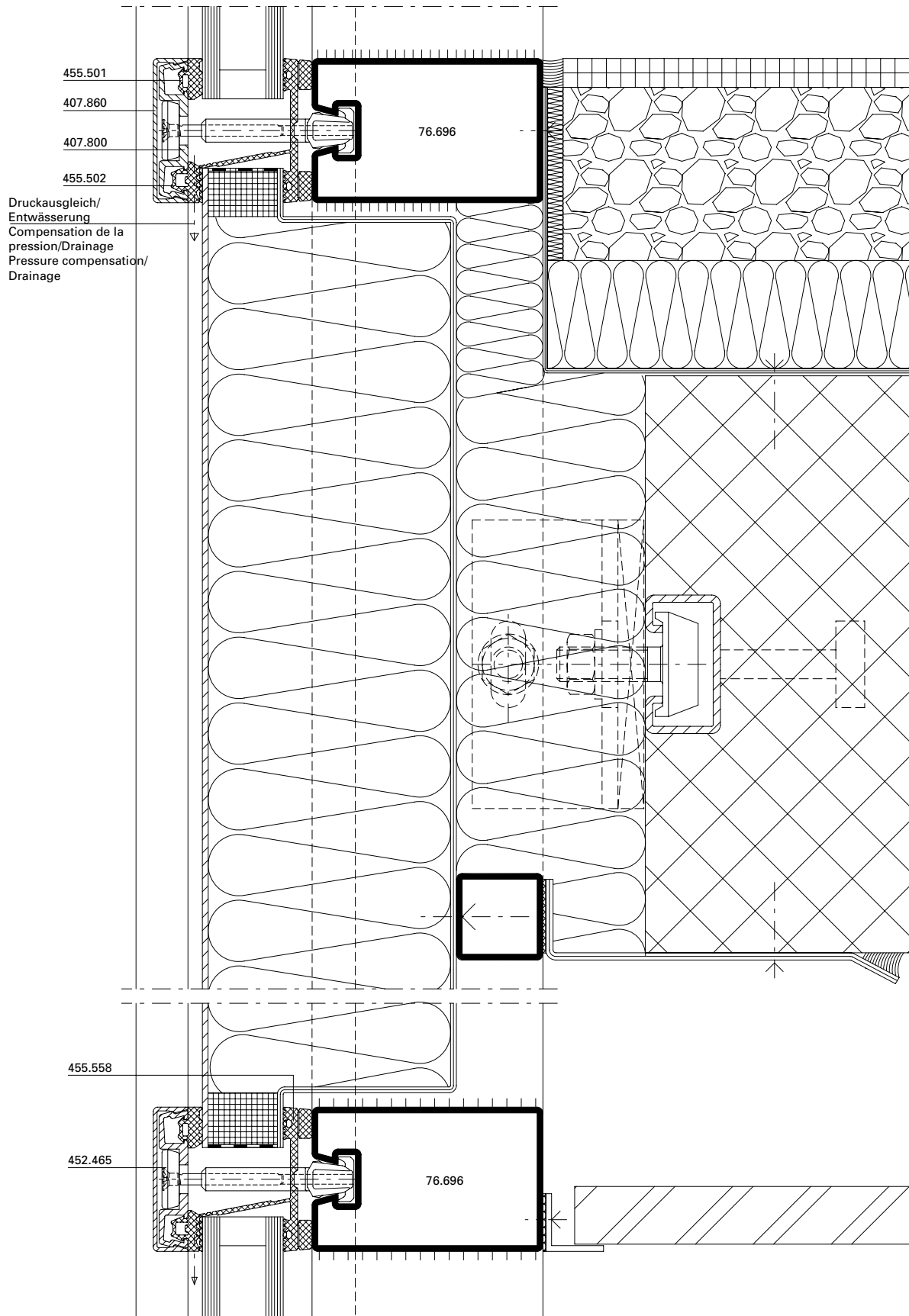
DXF DWG

D-510-A-009



DXF DWG

D-510-A-010

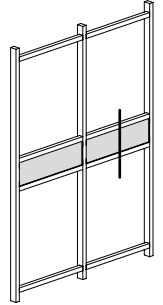
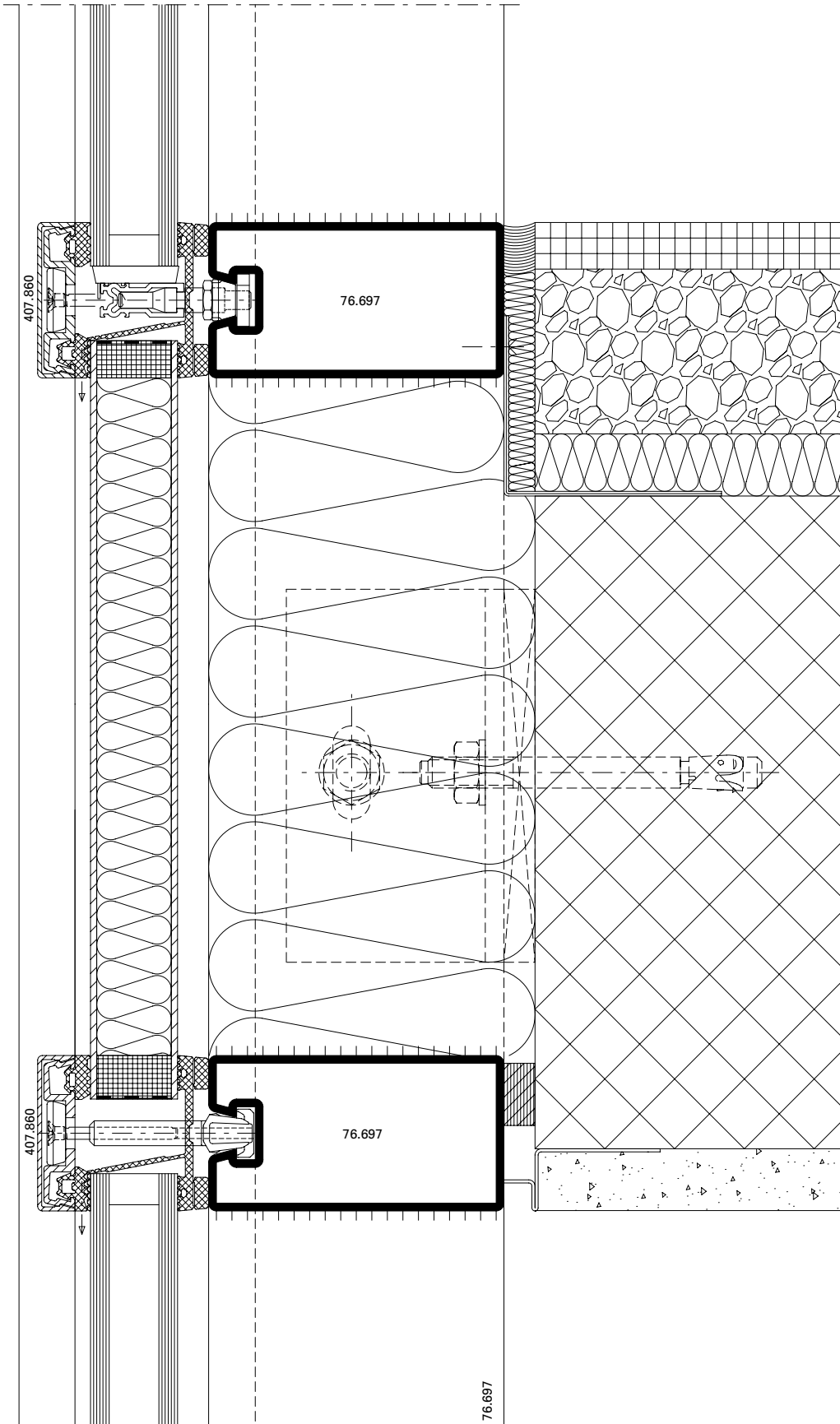


DXF DWG

D-510-A-011

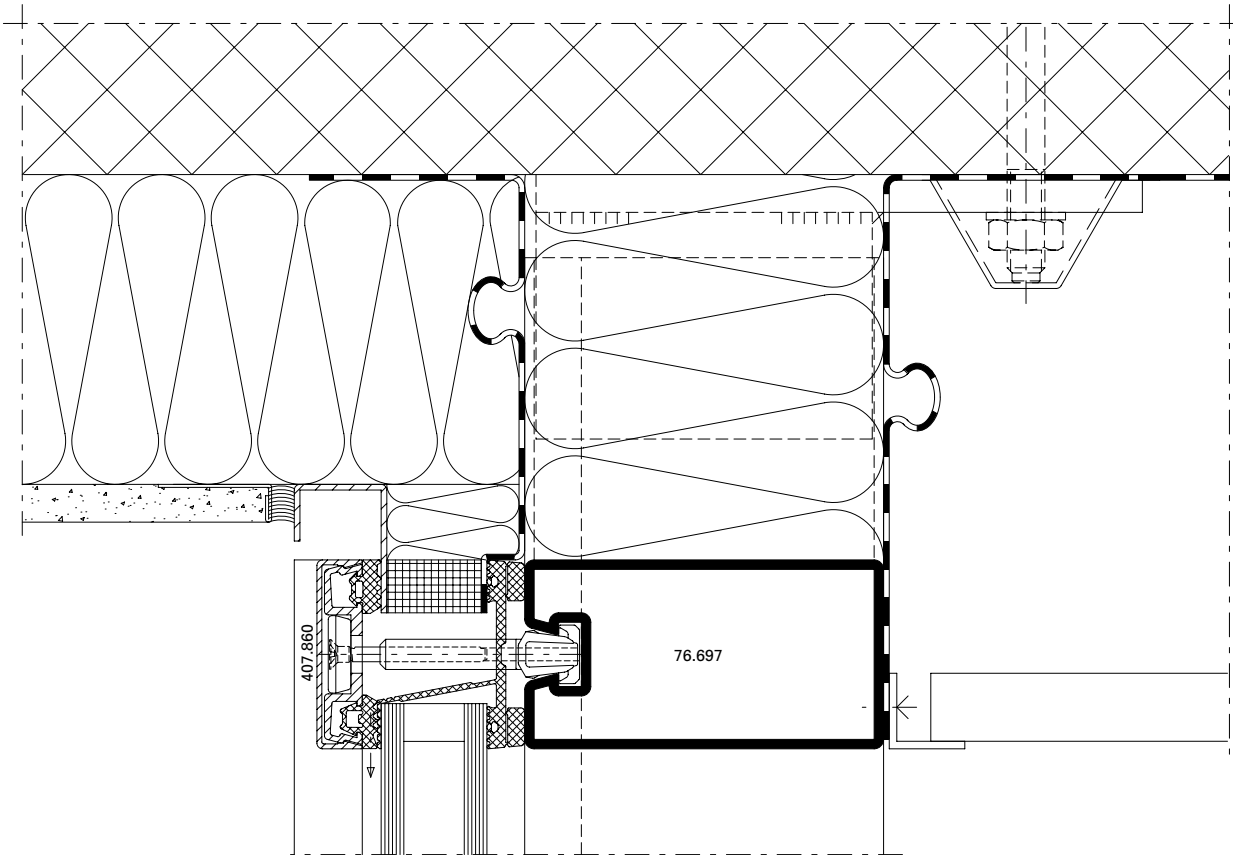
Anschlüsse am Bau im Masstab 1:2
Raccords au mur à l'échelle 1:2
Attachment to structure on scale 1:2

VISS Fassade
VISS façade
VISS façade



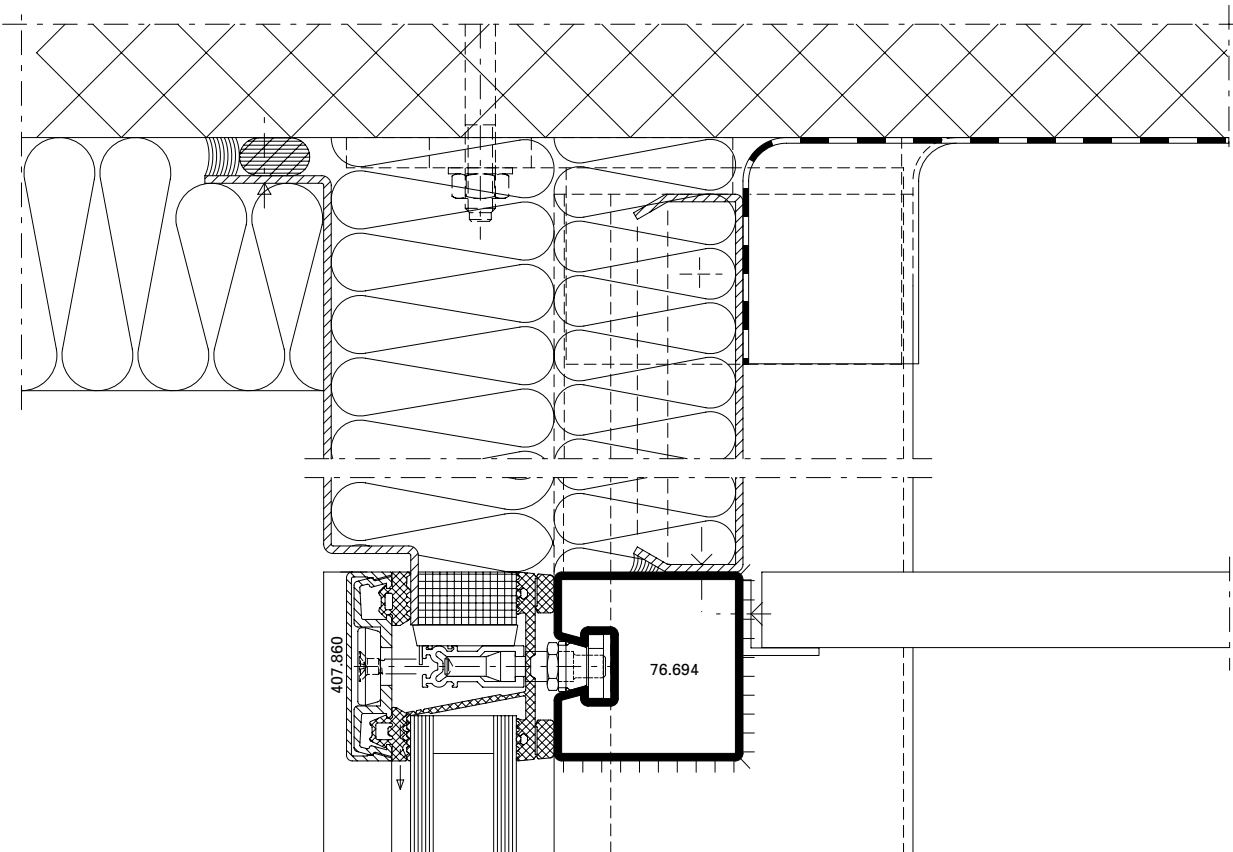
DXF DWG

D-510-A-012



DXF **DWG**

D-510-A-013

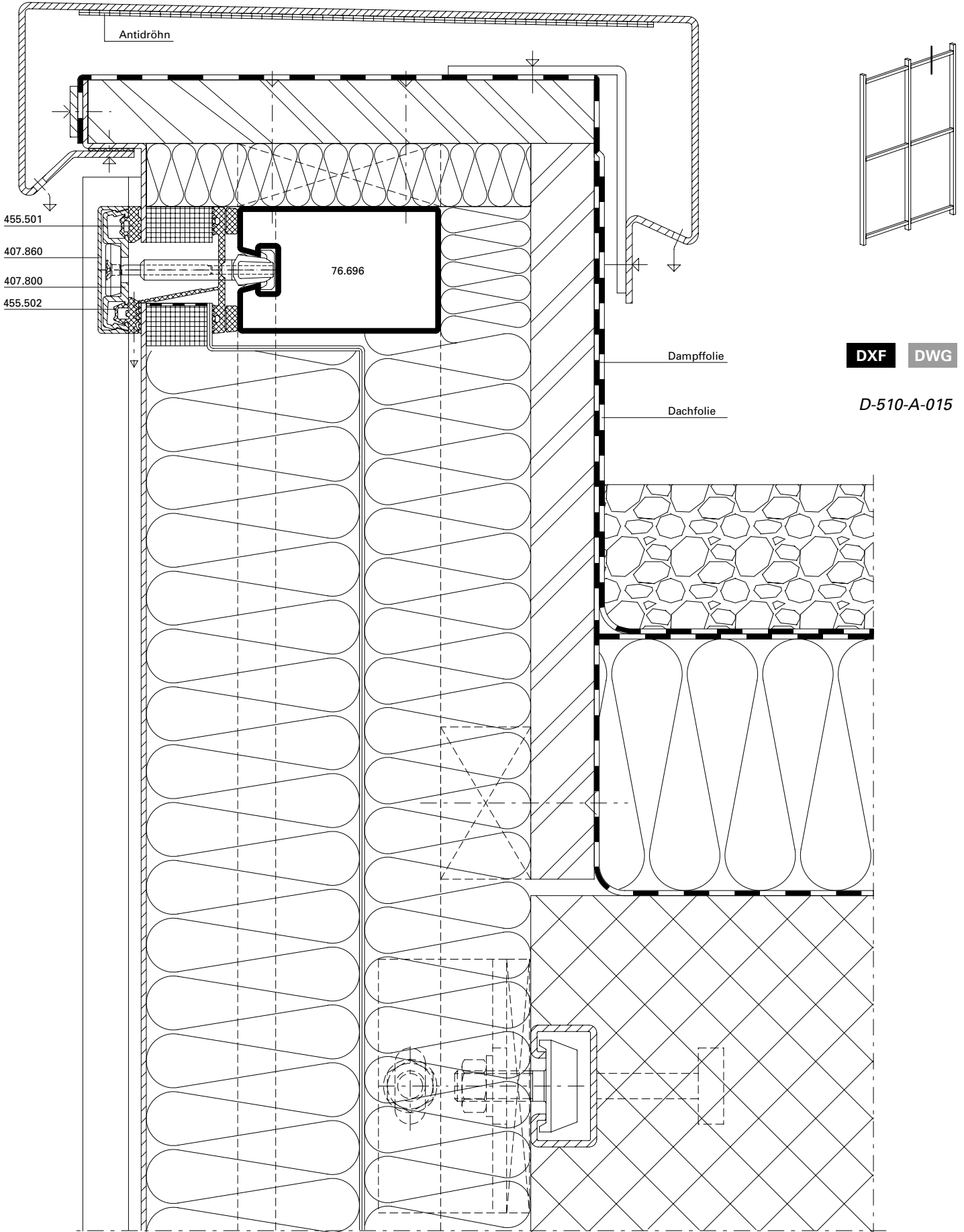


DXF **DWG**

D-510-A-014

Anschlüsse am Bau im Massstab 1:2
Raccords au mur à l'échelle 1:2
Attachment to structure on scale 1:2

VISS Fassade
VISS façade
VISS façade



System-Hinweise

Remarques concernant les systèmes

System instructions

VISS Fassade

VISS façade

VISS façade

**VISS HI 50 mm
mit Dämmprofil**

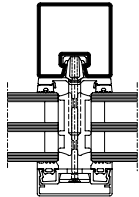
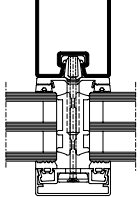
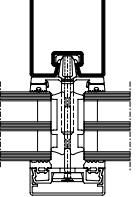
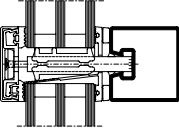
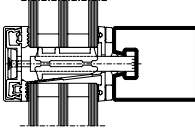
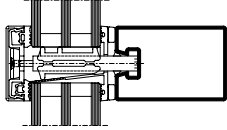
U_f-Werte nach EN 10077-2

**VISS HI 50 mm
avec gaine isolante**

Valeurs U_f selon EN 10077-2

**VISS HI 50 mm
with insulating core**

U_f values according to 10077-2

						
Glas Verre Glass	Pfosten 50/50 Montant 50/50 Mullion 50/50	Pfosten 50/120 Montant 50/129 Mullion 50/120	Pfosten 50/140 Montant 50/140 Mullion 50/140	Riegel 50/50 Traverse 50/50 Transom 50/50	Riegel 50/120 Traverse 50/120 Transom 50/120	Riegel 50/140 Traverse 50/140 Transom 50/140
30 mm	0,94 W/m²K	0,96 W/m²K	0,97 W/m²K	1,0 W/m²K	1,0 W/m²K	1,0 W/m²K
40 mm	0,77 W/m²K	0,79 W/m²K	0,79 W/m²K	0,85 W/m²K	0,86 W/m²K	0,86 W/m²K
50 mm	0,64 W/m²K	0,65 W/m²K	0,65 W/m²K	0,73 W/m²K	0,74 W/m²K	0,74 W/m²K
60 mm	0,58 W/m²K	0,59 W/m²K	0,59 W/m²K	0,65 W/m²K	0,66 W/m²K	0,66 W/m²K
70 mm	0,53 W/m²K	0,53 W/m²K	0,53 W/m²K	0,60 W/m²K	0,60 W/m²K	0,60 W/m²K

Der Einfluss der Schrauben-
befestigung in Höhe von 0.14 W/m²K
ist berücksichtigt.

L'influence de la fixation à vis de
0.14 W/m²K est prise en compte.

The 0.14 W/m²K influence of the
screw fixing is taken into account.

System-Hinweise

Remarques concernant les systèmes

System instructions

VISS Fassade

VISS façade

VISS façade

**VISS HI 60 mm
mit Dämmprofil**

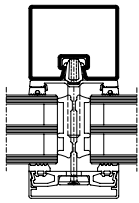
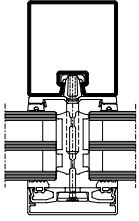
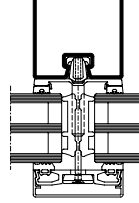
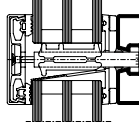
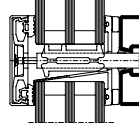
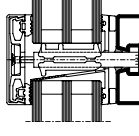
U_f-Werte nach EN 10077-2

**VISS HI 60 mm
avec gaine isolante**

Valeurs U_f selon EN 10077-2

**VISS HI 60 mm
with insulating core**

U_f values according to 10077-2

						
Glas Verre Glass	Pfofen 60/50 Montant 60/50 Mullion 60/50	Pfofen 60/100 Montant 60/100 Mullion 60/100	Pfofen 60/150 Montant 60/150 Mullion 60/150	Riegel 60/50 Traverse 60/50 Transom 60/50	Riegel 60/100 Traverse 60/100 Transom 60/100	Riegel 60/150 Traverse 60/150 Transom 60/150
30 mm	0,92 W/m²K	0,94 W/m²K	0,95 W/m²K	0,97 W/m²K	0,98 W/m²K	0,99 W/m²K
40 mm	0,75 W/m²K	0,76 W/m²K	0,76 W/m²K	0,82 W/m²K	0,84 W/m²K	0,84 W/m²K
50 mm	0,62 W/m²K	0,63 W/m²K	0,63 W/m²K	0,70 W/m²K	0,71 W/m²K	0,72 W/m²K
60 mm	0,55 W/m²K	0,56 W/m²K	0,56 W/m²K	0,63 W/m²K	0,64 W/m²K	0,64 W/m²K
70 mm	0,50 W/m²K	0,50 W/m²K	0,51 W/m²K	0,58 W/m²K	0,59 W/m²K	0,59 W/m²K

	76.140	76.141	76.142	76.140	76.141	76.142
Glas Verre Glass	Pfofen 60/180 Montant 60/180 Mullion 60/180	Pfofen 60/220 Montant 60/220 Mullion 60/220	Pfofen 60/280 Montant 60/280 Mullion 60/280	Riegel 60/180 Traverse 60/180 Transom 60/180	Riegel 60/220 Traverse 60/220 Transom 60/220	Riegel 60/280 Traverse 60/280 Transom 60/280
50 mm	0,63 W/m²K	0,64 W/m²K	0,64 W/m²K	0,72 W/m²K	0,72 W/m²K	0,72 W/m²K
70 mm	0,51 W/m²K	0,51 W/m²K	0,51 W/m²K	0,59 W/m²K	0,59 W/m²K	0,59 W/m²K

Der Einfluss der Schraubenbefestigung in Höhe von 0.14 W/m²K ist berücksichtigt.

L'influence de la fixation à vis de 0.14 W/m²K est prise en compte.

The 0.14 W/m²K influence of the screw fixing is taken into account.

System-Hinweise

Remarques concernant les systèmes

System instructions

VISS Fassade

VISS façade

VISS façade

VISS HI 50 mm
mit Dämmprofil
Flaches Deckprofil

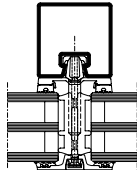
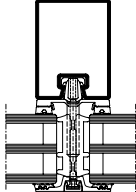
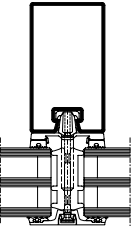
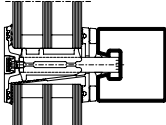
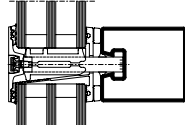
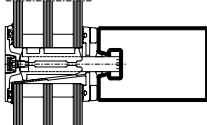
U_f-Werte nach EN 10077-2

VISS HI 50 mm
avec gaine isolante
Profilé de recouvrement plat

Valeurs U_f selon EN 10077-2

VISS HI 50 mm
with insulating core
Flat cover cap

U_f values according to 10077-2

						
Glas Verre Glass	Pfosten 50/50 Montant 50/50 Mullion 50/50	Pfosten 50/95 Montant 50/95 Mullion 50/95	Pfosten 50/140 Montant 50/140 Mullion 50/140	Riegel 50/50 Traverse 50/50 Transom 50/50	Riegel 50/95 Traverse 50/95 Transom 50/95	Riegel 50/140 Traverse 50/140 Transom 50/140
30 mm						
40 mm	0,84 W/m²K	0,87 W/m²K	0,86 W/m²K	0,92 W/m²K	0,94 W/m²K	0,94 W/m²K
50 mm	0,69 W/m²K	0,70 W/m²K	0,71 W/m²K	0,79 W/m²K	0,80 W/m²K	0,80 W/m²K
60 mm	0,62 W/m²K	0,63 W/m²K	0,63 W/m²K	0,69 W/m²K	0,70 W/m²K	0,70 W/m²K
70 mm	0,55 W/m²K	0,56 W/m²K	0,56 W/m²K	0,63 W/m²K	0,63 W/m²K	0,63 W/m²K

Der Einfluss der Schrauben-
befestigung in Höhe von 0.14 W/m²K
ist berücksichtigt.

L'influence de la fixation à vis de
0.14 W/m²K est prise en compte.

The 0.14 W/m²K influence of the
screw fixing is taken into account.

System-Hinweise

Remarques concernant les systèmes

System instructions

VISS Fassade

VISS façade

VISS façade

**VISS HI 60 mm
mit Dämmprofil
Flaches Deckprofil**

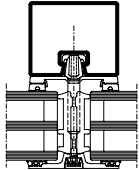
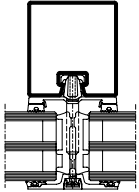
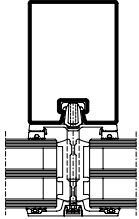
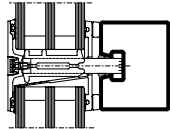
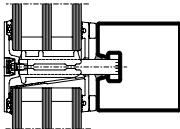
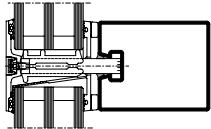
U_f-Werte nach EN 10077-2

**VISS HI 60 mm
avec gaine isolante
Profilé de recouvrement plat**

Valeurs U_f selon EN 10077-2

**VISS HI 60 mm
with insulating core
Flat cover cap**

U_f values according to 10077-2

						
Glas Verre Glass	Pfosten 60/50 Montant 60/50 Mullion 60/50	Pfosten 60/100 Montant 60/100 Mullion 60/100	Pfosten 60/150 Montant 60/150 Mullion 60/150	Riegel 60/50 Traverse 60/50 Transom 60/50	Riegel 60/100 Traverse 60/100 Transom 60/100	Riegel 60/150 Traverse 60/150 Transom 60/150
30 mm						
40 mm	0,81 W/m²K	0,82 W/m²K	0,83 W/m²K	0,88 W/m²K	0,90 W/m²K	0,90 W/m²K
50 mm	0,67 W/m²K	0,68 W/m²K	0,69 W/m²K	0,76 W/m²K	0,77 W/m²K	0,78 W/m²K
60 mm	0,59 W/m²K	0,60 W/m²K	0,60 W/m²K	0,67 W/m²K	0,68 W/m²K	0,69 W/m²K
70 mm	0,52 W/m²K	0,53 W/m²K	0,53 W/m²K	0,61 W/m²K	0,61 W/m²K	0,62 W/m²K

Glas Verre Glass	76.140 Pfosten 60/180 Montant 60/180 Mullion 60/180	76.141 Pfosten 60/220 Montant 60/220 Mullion 60/220	76.142 Pfosten 60/280 Montant 60/280 Mullion 60/280	76.140 Riegel 60/180 Traverse 60/180 Transom 60/180	76.141 Riegel 60/220 Traverse 60/220 Transom 60/220	76.142 Riegel 60/280 Traverse 60/280 Transom 60/280
50 mm	0,69 W/m²K	0,69 W/m²K	0,69 W/m²K	0,78 W/m²K	0,78 W/m²K	0,78 W/m²K
70 mm	0,53 W/m²K	0,53 W/m²K	0,53 W/m²K	0,62 W/m²K	0,62 W/m²K	0,62 W/m²K

**Der Einfluss der Schrauben-
befestigung in Höhe von 0.14 W/m²K
ist berücksichtigt.**

**L'influence de la fixation à vis de
0.14 W/m²K est prise en compte.**

**The 0.14 W/m²K influence of the
screw fixing is taken into account.**

System-Hinweise

Remarques concernant les systèmes

System instructions

VISS Fassade

VISS façade

VISS façade

VISS 50 mm

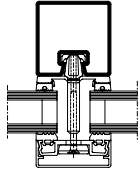
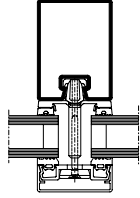
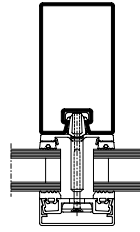
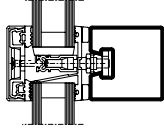
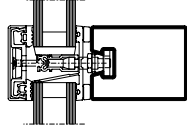
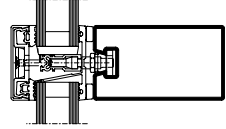
U_f-Werte nach EN 10077-2

VISS 50 mm

Valeurs U_f selon EN 10077-2

VISS 50 mm

U_f values according to 10077-2

						
Glas Verre Glass	Pfosten 50/50 Montant 50/50 Mullion 50/50	Pfosten 50/95 Montant 50/95 Mullion 50/95	Pfosten 50/140 Montant 50/140 Mullion 50/140	Riegel 50/50 Traverse 50/50 Transom 50/50	Riegel 50/95 Traverse 50/95 Transom 50/95	Riegel 50/140 Traverse 50/140 Transom 50/140
20 mm	1,7 W/m ² K	1,8 W/m ² K	1,7 W/m ² K	1,5 W/m ² K	1,5 W/m ² K	1,5 W/m ² K
30 mm	1,5 W/m ² K	1,6 W/m ² K	1,6 W/m ² K	1,3 W/m ² K	1,4 W/m ² K	1,4 W/m ² K
40 mm	1,4 W/m ² K	1,5 W/m ² K	1,5 W/m ² K	1,3 W/m ² K	1,3 W/m ² K	1,3 W/m ² K
50 mm	1,4 W/m ² K	1,4 W/m ² K	1,4 W/m ² K	1,2 W/m ² K	1,2 W/m ² K	1,2 W/m ² K
60 mm	1,3 W/m ² K	1,4 W/m ² K	1,4 W/m ² K	1,2 W/m ² K	1,2 W/m ² K	1,2 W/m ² K
70 mm	1,3 W/m ² K	1,3 W/m ² K	1,3 W/m ² K	1,2 W/m ² K	1,2 W/m ² K	1,2 W/m ² K

Der Einfluss der Schraubenbefestigung in Höhe von 0.14 W/m²K ist berücksichtigt.

L'influence de la fixation à vis de 0.14 W/m²K est prise en compte.

The 0.14 W/m²K influence of the screw fixing is taken into account.

System-Hinweise

Remarques concernant les systèmes

System instructions

VISS Fassade

VISS façade

VISS façade

VISS 60 mm

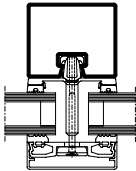
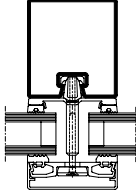
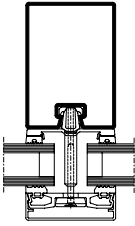
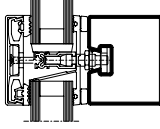
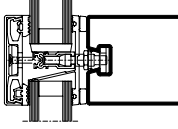
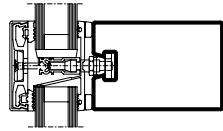
U_f-Werte nach EN 10077-2

VISS 60 mm

Valeurs U_f selon EN 10077-2

VISS 60 mm

U_f values according to 10077-2

						
Glas Verre Glass	Pfosten 60/50 Montant 60/50 Mullion 60/50	Pfosten 60/100 Montant 60/100 Mullion 60/100	Pfosten 60/150 Montant 60/150 Mullion 60/150	Riegel 60/50 Traverse 60/50 Transom 60/50	Riegel 60/100 Traverse 60/100 Transom 60/100	Riegel 60/150 Traverse 60/150 Transom 60/150
20 mm	1,6 W/m²K	1,7 W/m²K	1,6 W/m²K	1,4 W/m²K	1,4 W/m²K	1,5 W/m²K
30 mm	1,4 W/m²K	1,5 W/m²K	1,4 W/m²K	1,2 W/m²K	1,3 W/m²K	1,3 W/m²K
40 mm	1,3 W/m²K	1,3 W/m²K	1,3 W/m²K	1,1 W/m²K	1,2 W/m²K	1,2 W/m²K
50 mm	1,2 W/m²K	1,2 W/m²K	1,2 W/m²K	1,1 W/m²K	1,1 W/m²K	1,1 W/m²K
60 mm	1,1 W/m²K	1,2 W/m²K	1,1 W/m²K	1,0 W/m²K	1,1 W/m²K	1,1 W/m²K
70 mm	1,1 W/m²K	1,1 W/m²K	1,1 W/m²K	1,0 W/m²K	1,0 W/m²K	1,0 W/m²K

	76.140 Pfosten 60/180 Montant 60/180 Mullion 60/180	76.141 Pfosten 60/220 Montant 60/220 Mullion 60/220	76.142 Pfosten 60/280 Montant 60/280 Mullion 60/280	76.140 Riegel 60/180 Traverse 60/180 Transom 60/180	76.141 Riegel 60/220 Traverse 60/220 Transom 60/220	76.142 Riegel 60/280 Traverse 60/280 Transom 60/280
50 mm	1,3 W/m²K	1,3 W/m²K	1,3 W/m²K	1,1 W/m²K	1,1 W/m²K	1,1 W/m²K
70 mm	1,1 W/m²K	1,1 W/m²K	1,1 W/m²K	1,0 W/m²K	1,0 W/m²K	1,0 W/m²K

Der Einfluss der Schraubenbefestigung in Höhe von 0.14 W/m²K ist berücksichtigt.

L'influence de la fixation à vis de 0.14 W/m²K est prise en compte.

The 0.14 W/m²K influence of the screw fixing is taken into account.

System-Hinweise

Remarques concernant les systèmes

System instructions

VISS Fassade

VISS façade

VISS façade

VISS 50 mm
Flaches Deckprofil

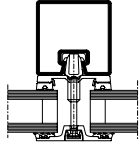
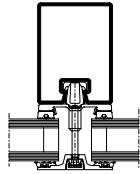
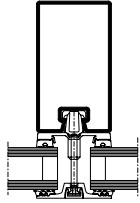
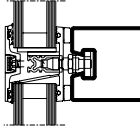
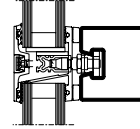
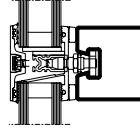
U_f-Werte nach EN 10077-2

VISS 50 mm
Profilé de recouvrement plat

Valeurs U_f selon EN 10077-2

VISS 50 mm
Flat cover cap

U_f values according to 10077-2

						
Glas Verre Glass	Pfosten 50/50 Montant 50/50 Mullion 50/50	Pfosten 50/95 Montant 50/95 Mullion 50/95	Pfosten 50/140 Montant 50/140 Mullion 50/140	Riegel 50/50 Traverse 50/50 Transom 50/50	Riegel 50/95 Traverse 50/95 Transom 50/95	Riegel 50/140 Traverse 50/140 Transom 50/140
20 mm	1,9 W/m ² K	2,0 W/m ² K	2,0 W/m ² K	1,6 W/m ² K	1,7 W/m ² K	1,7 W/m ² K
30 mm	1,7 W/m ² K	1,7 W/m ² K	1,7 W/m ² K	1,4 W/m ² K	1,5 W/m ² K	1,5 W/m ² K
40 mm	1,5 W/m ² K	1,6 W/m ² K	1,6 W/m ² K	1,3 W/m ² K	1,4 W/m ² K	1,4 W/m ² K
50 mm	1,4 W/m ² K	1,5 W/m ² K	1,5 W/m ² K	1,3 W/m ² K	1,3 W/m ² K	1,3 W/m ² K
60 mm	1,4 W/m ² K	1,4 W/m ² K	1,4 W/m ² K	1,2 W/m ² K	1,3 W/m ² K	1,3 W/m ² K
70 mm	1,3 W/m ² K	1,3 W/m ² K	1,3 W/m ² K	1,2 W/m ² K	1,2 W/m ² K	1,2 W/m ² K

Der Einfluss der Schraubenbefestigung in Höhe von 0.14 W/m²K ist berücksichtigt.

L'influence de la fixation à vis de 0.14 W/m²K est prise en compte.

The 0.14 W/m²K influence of the screw fixing is taken into account.

System-Hinweise

Remarques concernant les systèmes

System instructions

VISS Fassade

VISS façade

VISS façade

**VISS 60 mm
Flaches Deckprofil**

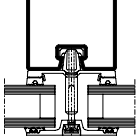
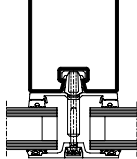
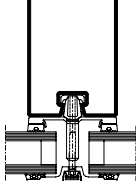
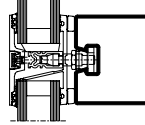
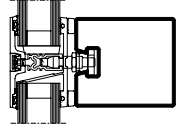
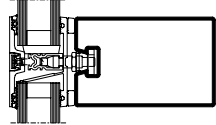
U_f-Werte nach EN 10077-2

**VISS 60 mm
Profilé de recouvrement plat**

Valeurs U_f selon EN 10077-2

**VISS 60 mm
Flat cover cap**

U_f values according to 10077-2

						
Glas Verre Glass	Pfosten 60/50 Montant 60/50 Mullion 60/50	Pfosten 60/100 Montant 60/100 Mullion 60/100	Pfosten 60/150 Montant 60/150 Mullion 60/150	Riegel 60/50 Traverse 60/50 Transom 60/50	Riegel 60/100 Traverse 60/100 Transom 60/100	Riegel 60/150 Traverse 60/150 Transom 60/150
20 mm	1,7 W/m ² K	1,8 W/m ² K	1,8 W/m ² K	1,5 W/m ² K	1,6 W/m ² K	1,6 W/m ² K
30 mm	1,5 W/m ² K	1,5 W/m ² K	1,6 W/m ² K	1,3 W/m ² K	1,3 W/m ² K	1,4 W/m ² K
40 mm	1,3 W/m ² K	1,4 W/m ² K	1,4 W/m ² K	1,2 W/m ² K	1,2 W/m ² K	1,2 W/m ² K
50 mm	1,2 W/m ² K	1,3 W/m ² K	1,3 W/m ² K	1,1 W/m ² K	1,2 W/m ² K	1,2 W/m ² K
60 mm	1,2 W/m ² K	1,2 W/m ² K	1,2 W/m ² K	1,1 W/m ² K	1,1 W/m ² K	1,1 W/m ² K
70 mm	1,1 W/m ² K	1,1 W/m ² K	1,2 W/m ² K	1,1 W/m ² K	1,1 W/m ² K	1,1 W/m ² K

	76.140 Pfosten 60/180 Montant 60/180 Mullion 60/180	76.141 Pfosten 60/220 Montant 60/220 Mullion 60/220	76.142 Pfosten 60/280 Montant 60/280 Mullion 60/280	76.140 Riegel 60/180 Traverse 60/180 Transom 60/180	76.141 Riegel 60/220 Traverse 60/220 Transom 60/220	76.142 Riegel 60/280 Traverse 60/280 Transom 60/280
50 mm	1,3 W/m ² K	1,3 W/m ² K	1,3 W/m ² K	1,2 W/m ² K	1,2 W/m ² K	1,2 W/m ² K
70 mm	1,2 W/m ² K	1,2 W/m ² K	1,2 W/m ² K	1,1 W/m ² K	1,1 W/m ² K	1,1 W/m ² K

**Der Einfluss der Schrauben-
befestigung in Höhe von 0.14 W/m²K
ist berücksichtigt.**


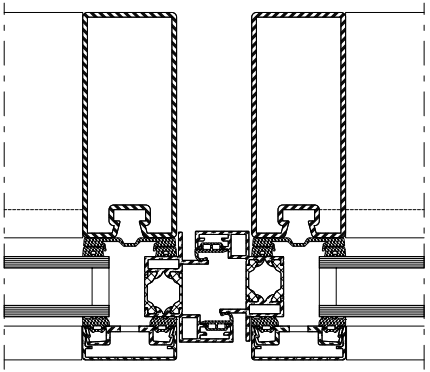
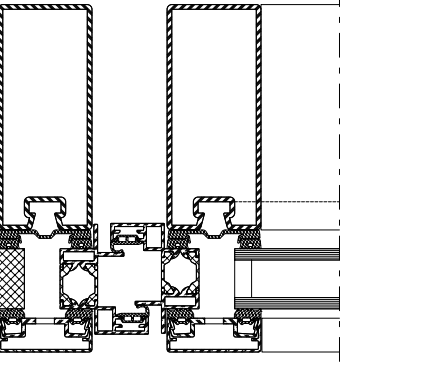
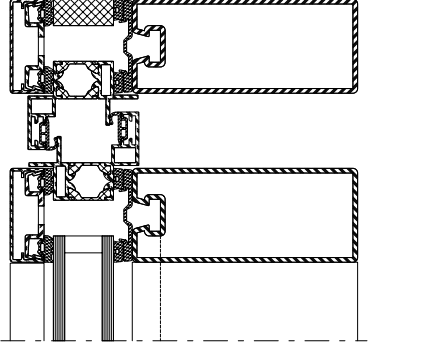
**L'influence de la fixation à vis de
0.14 W/m²K est prise en compte.**

**The 0.14 W/m²K influence of the
screw fixing is taken into account.**

U_f-Werte
 (nach EN ISO 10077-2:2018-01)

Valeurs U_f
 (selon EN ISO 10077-2:2018-01)

U_f values
 (according to EN ISO 10077-2:2018-01)

	Füllelementstärken Elements de remplissages Infill elements			
	≥ 27 mm	≥ 32 mm	≥ 37 mm	≥ 42 mm
	2.9 W/m ² K	2.6 W/m ² K	2.5 W/m ² K	2.4 W/m ² K
	2.9 W/m ² K	2.5 W/m ² K	2.4 W/m ² K	2.3 W/m ² K
	2.6 W/m ² K	2.4 W/m ² K	2.3 W/m ² K	2.2 W/m ² K

System-Hinweise

Remarques concernant les systèmes

System instructions

VISS Fassade


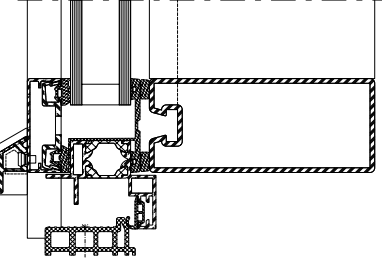
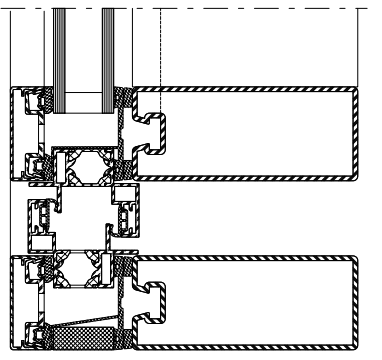
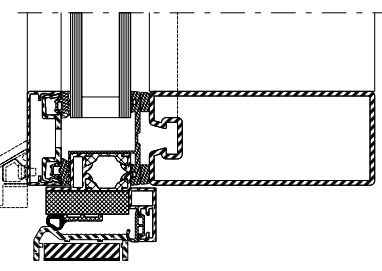
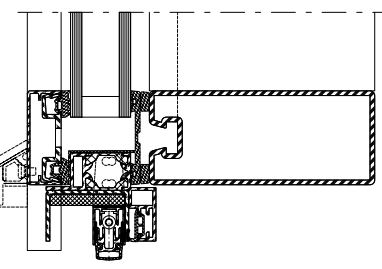
VISS façade

VISS façade

U_f-Werte
(nach EN ISO 10077-2:2018-01)

Valeurs U_f
(selon EN ISO 10077-2:2018-01)

U_f values
(according to EN ISO 10077-2:2018-01)

	Füllelementstärken Elements de remplissages Infill elements			
	≥ 27 mm	≥ 32 mm	≥ 37 mm	≥ 42 mm
	3.1 W/m ² K	2.9 W/m ² K	2.8 W/m ² K	2.7 W/m ² K
	2.9 W/m ² K	2.6 W/m ² K	2.5 W/m ² K	2.5 W/m ² K
	2.0 W/m ² K	2.1 W/m ² K	2.1 W/m ² K	2.0 W/m ² K
	3.0 W/m ² K	3.0 W/m ² K	3.0 W/m ² K	3.0 W/m ² K

VISS Fassade
VISS façade
VISS façade

Inhaltsverzeichnis

Sommaire

Content

VISS Fassade

VISS façade

VISS façade

Systemübersicht

Merkmale
Zulassungen
Systemausführungen

Sommaire du système

Caractéristiques
Homologations
Exécutions de système

Summary of system

Characteristics
Authorisations
System versions

2

Profilsortiment

Profile 50 und 60 mm
Deckprofile 50 und 60 mm

Assortiment de profilé

Profilés 50 et 60 mm
Profilés de recouvrement 50 et 60 mm

Range of profiles

Profiles 50 and 60 mm
Cover sections 50 and 60 mm

11

Konstruktions-Hinweise

Schnittpunkte
Konstruktionsdetails
Anschlüsse am Bau
System-Hinweise

Indications du construction

Coupes de détails
Détails de construction
Raccords au mur
Remarques concernant les systèmes

Construction instructions

Section details
Construction details
Attachment to structure
System instructions

19

Merkmale

Caractéristiques

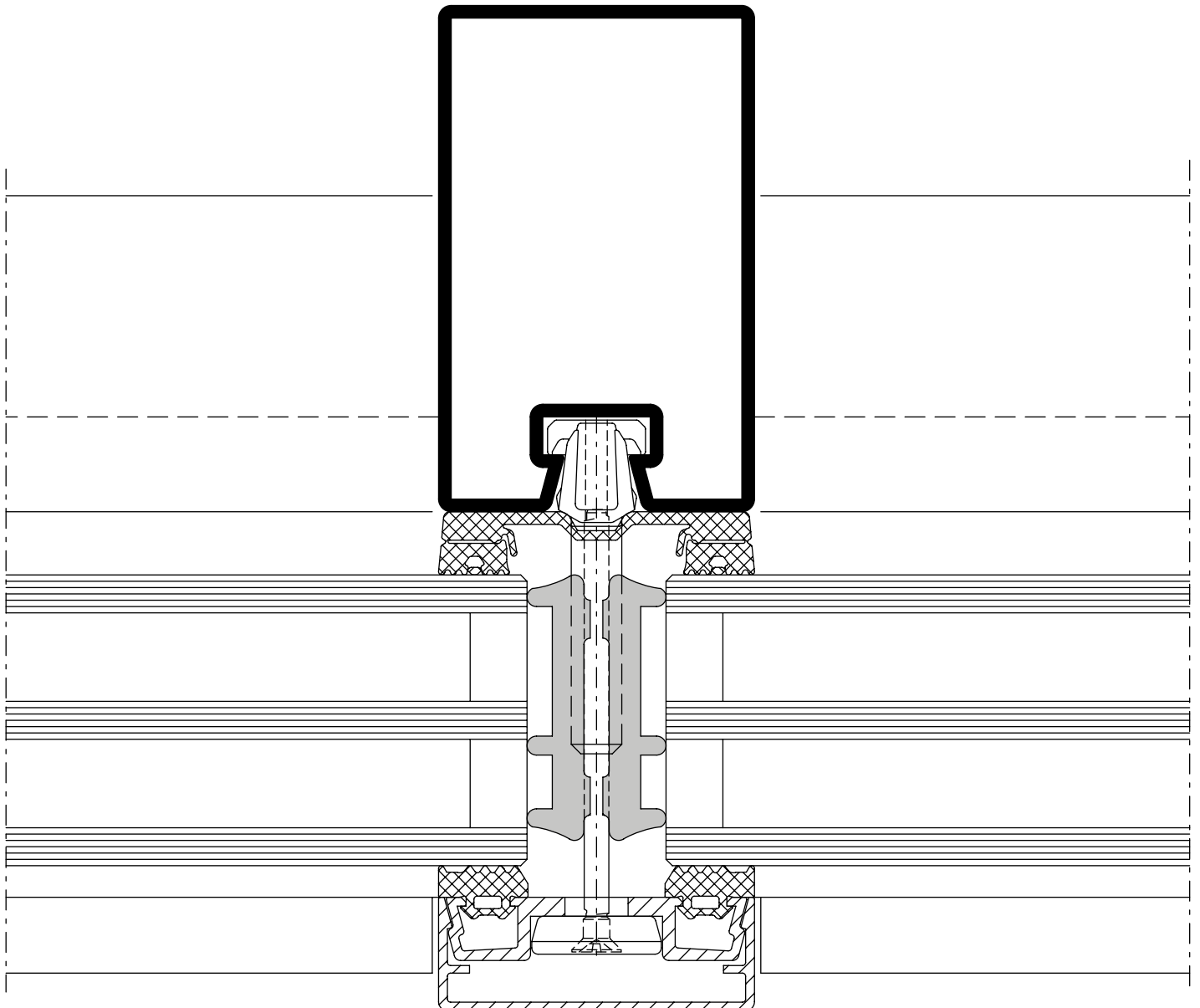
Characteristics

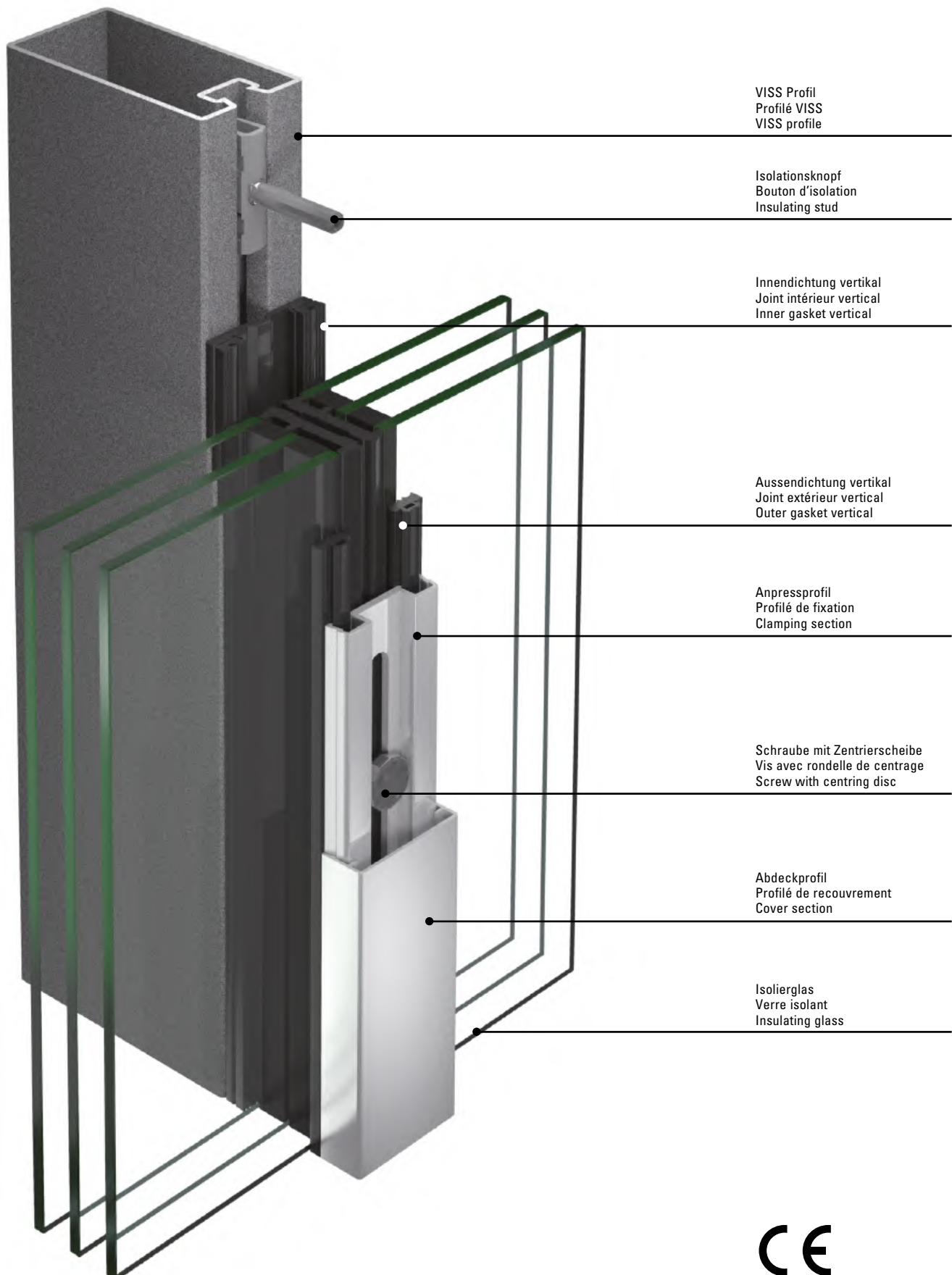
VISS Fassade

VISS façade

VISS façade












- CE-Kennzeichnung nach EN 13830 oder EN 14351-1
 - U_{CW} eingebaut Werte bis 0.73 W/m²K
 - U_f Werte bis 0.65 W/m²K
 - Ansichtsbreiten 50 und 60 mm
 - Füllelementstärken 6 bis 70 mm
 - Füllelementgewichte bis 1800 kg
Flügelgewichte bis 550 kg
 - Kombinierbar mit der Aufsatzkonstruktion VISS Basic, der Brandschutzlösung VISS Fire und der Einbruchhemmenden Variante VISS RC
- Marquage CE selon EN 13830 ou EN 14351-1
 - Valeurs U_{CW} (monté) jusqu'à 0.73 W/m²K
 - Valeurs U_f jusqu'à 0.65 W/m²K
 - Largeurs de face 50 et 60 mm
 - Éléments de remplissage de 6 à 70 mm d'épaisseur
 - Poids de remplissage jusqu'à 1800 kg
Poids du vantail jusqu'à 550 kg
 - Combinable avec la construction rapportée VISS Basic, la protection incendie VISS Fire et la variante anti-effraction VISS RC
- CE marking in accordance with EN 13830 or EN 14351-1
 - U_{CW} installed values to 0.73 W/m²K
 - U_f values to 0.65 W/m²K
 - 50 and 60 mm face widths
 - Infill panel thicknesses of 6 to 70 mm
 - Infill unit weights up to 1800 kg
Leaf weight up to 550 kg
 - Can be combined with the VISS Basic add-on construction, the VISS Fire fire protection solution and the VISS RC burglar-resistant version





Leistungseigenschaften
Caractéristiques de performance
Performance characteristics

VISS Fassade
 VISS façade
 VISS façade

Prüfungen (Prüfnorm) Essais (Norme d'essai) Tests (Test standard)	Klassifizierungs-Norm Norme de classification Classification standard	Werte Valeurs Values
 Schlagregendichtheit (EN 12155) Etanchéité à la pluie battante (EN 12155) Watertightness (EN 12155)	EN 12154	RE 1200
 Widerstand bei Windlast (EN 12179) Résistance à la pression du vent (EN 12179) Resistance to wind load (EN 12179)	EN 13116	Bemessungslast 2 kN/m ² Charge de calcul 2 kN/m ² Designed load 2 kN/m ²
 Luftdurchlässigkeit (EN 12153) Perméabilité à l'air (EN 12153) Air permeability (EN 12153)	EN 12152	Klasse AE Classe AE Class AE
 Wärmedurchgangskoeffizient (EN 13947) Transmission thermique (EN 13947) Thermal transmittance (EN 13947)	EN ISO 10077-2	ab $U_f > 0.65 \text{ W/m}^2\text{K}$ dès $U_f > 0.65 \text{ W/m}^2\text{K}$ from $U_f > 0.65 \text{ W/m}^2\text{K}$
 Schallschutz (EN ISO 140-3) Isolation phonique (EN ISO 140-3) Sound insulation (EN ISO 140-3)	EN ISO 717-1	R_w 47 dB (-1; -5) (C, Ctr)
 Einbruchhemmung Anti-effraction Burglar resistance	prEN 1627	RC2 / RC3 / RC4
 Durchschusshemmung (EN 1523) Résistance aux balles (EN 1523) Bullet proofing (EN 1523)	EN 1522	FB4 NS
 Stossfestigkeit Résistance au chocs Impact strength	EN 14019	Klasse E5 / I5 Classe E5 / I5 Class E5 / I5
 Brandverhalten Réaction au feu Reaction to fire	EN 13501-1	Klasse B Classe B Class B
 Längsschalldämmung Isolation acoustique longitudinale Insulation against flanking transmission	prEN ISO 10848-2 (4/2004)	vertikal 62 dB horizontal 59 dB
 Technische Regeln für die Verwendung von absturz sichernden Verglasungen Règlement technique pour la sécurité anti-chute des vitrages The technical regulations for protecting glazing against falling out	DIN 180008-4	Kategorie A Catégorie A Category A

Avis Technique (Frankreich)
Fassade VISS TV 1S
Zulassung Nr. 02/12-1501,
C.S.T.B. Marne la Vallée/FR

Avis Technique (France)
Façade VISS TV 1S
Autorisation no 02/12-1501,
C.S.T.B. Marne la Vallée/FR

Avis Technique (France)
Façade VISS TV 1S
Authorisation nr. 02/12-1501,
C.S.T.B. Marne la Vallée/FR

Klemmverbindung (Deutschland)
AbZ Z-14.4-459 (Isolationsknöpfe)

Jonction par serrage (Allemagne)
AbZ Z-14.4-459 (bouton d'isolation)

Clamp connection (Germany)
AbZ Z-14.4-459 (insulation studs)

CWCT-Test
Die Fassade wurde nach den
Anforderungen des CWCT geprüft.

Test CWCT
La façade a été contrôlée suivant les
exigences du CWCT.

CWCT test
The facades were certified in compliance
with the requirements of the CWCT.

Luftdurchlässigkeit/
Wasserdichtheit: PASS
Zulässige Windlast 2400 Pa
Sicherheitslast 3600 Pa

Perméabilité à l'air/
Étanchéité à l'eau: PASS
Charge du vent admissible 2400 Pa
Charge de sécurité 3600 Pa

Air permeability/
Watertightness: PASS
Permissible wind load 2400 Pa
Security load 3600 Pa

Passivhaus-Zertifikat

Certificat maison passive

Passive house certificate

ZERTIFIKAT
Zertifizierte Passivhaus-Komponente
Komponenten-ID 0157cw03 gültig bis 31. Dezember 2020

Passivhaus Institut
Dr. Wolfgang Feist
64283 Darmstadt
Deutschland

QR Code

Kategorie: **Pfosten-Riegel-Fassade**
Hersteller: **Jansen AG,
Oberriet SG,
Schweiz (Confederatio Helvetica)**
Produktname: **VISS HI**

Folgende Kriterien für die kühl-gemäßigte Klimazone wurden geprüft

Behaglichkeit $U_{\text{COP}} = 0.80 \leq 0.80 \text{ W/(m}^2\text{K)}$
 $U_{\text{COP,max,heat}} \leq 0.85 \text{ W/(m}^2\text{K)}$
mit $U_g = 0.70 \text{ W/(m}^2\text{K)}$

Hygiene $f_{\text{Red,0.25}} \geq 0.70$

kühl-gemäßigtes Klima
phA

ZERTIFIZIERTE KOMPONENTE
Passive House Institute

Passivhaus Effizienzklasse: phE phD phC phB phA

www.passivhaus.de

CERTIFICATE
Certified Passive House Component
Component-ID 0157cw03 valid until 31st December 2020

Passive House Institute
Dr. Wolfgang Feist
64283 Darmstadt
Germany

QR Code

Category: **Curtain Wall**
Manufacturer: **Jansen AG,
Oberriet SG,
Switzerland**
Product name: **VISS HI**

This certificate was awarded based on the following criteria for the cool, temperate climate zone

Comfort $U_{\text{COP}} = 0.80 \leq 0.80 \text{ W/(m}^2\text{K)}$
 $U_{\text{COP,max,heat}} \leq 0.85 \text{ W/(m}^2\text{K)}$
with $U_g = 0.70 \text{ W/(m}^2\text{K)}$

Hygiene $f_{\text{Red,0.25}} \geq 0.70$

cool, temperate climate
phA

CERTIFIED COMPONENT
Passive House Institute

Passive House efficiency class: phE phD phC phB phA

www.passivehouse.com

CERTIFICATE
Certified Passive House Component
Component-ID 0157cw03 valid until 31st December 2020

Passive House Institute
Dr. Wolfgang Feist
64283 Darmstadt
Germany

QR Code

Category: **Curtain Wall**
Manufacturer: **Jansen AG,
Oberriet SG,
Switzerland**
Product name: **VISS HI**

This certificate was awarded based on the following criteria for the cool, temperate climate zone

Comfort $U_{\text{COP}} = 0.80 \leq 0.80 \text{ W/(m}^2\text{K)}$
 $U_{\text{COP,max,heat}} \leq 0.85 \text{ W/(m}^2\text{K)}$
with $U_g = 0.70 \text{ W/(m}^2\text{K)}$


Hygiene $f_{\text{Red,0.25}} \geq 0.70$

cool, temperate climate
phA

CERTIFIED COMPONENT
Passive House Institute

Passive House efficiency class: phE phD phC phB phA

www.passivehouse.com



VISS RC


- Ansichtsbreiten 50 mm und 60 mm
- Keine sichtbare Einbruchhemmung ist erkennbar
- RC Lösung kann im VISS Standard und VISS Basic angewendet werden
- Kombination der beiden Systeme mit RC ebenfalls möglich
- Einbruch- und Ausbruchhemmung nach EN 1627
- VISS RC Versionen sind mit den einbruchhemmenden Profillösungen bis RC3 für Janisol, Janisol HI, Arte und Janisol Primo im Fensterbereich sowie Janisol HI, Janisol im Türbereich kombinierbar

VISS RC

- Largeurs de face 50 mm et 60 mm
- Absence de protection anti-effraction visible détectable
- La solution RC peut être appliquée dans les versions VISS Standard et VISS Basic
- Combinaison possible des deux systèmes avec RC
- Anti-effraction et anti-évasion selon EN 1627
- Les versions VISS RC peuvent être combinées avec les solutions de profilés à protection anti-effraction jusqu'à RC3 pour Janisol, Janisol HI, Arte et Janisol Primo dans le domaine des fenêtres, et avec les profilés pour Janisol HI, Janisol dans le domaine des portes

VISS RC

- Face widths of 50 mm and 60 mm
- No "visible" burglar resistance
- RC solution can be applied in the VISS Standard and VISS Basic systems
- Combination of both systems with RC also possible
- Burglar and break-out resistance in accordance with EN 1627
- VISS RC versions can be combined with the burglar-resistant profile solutions up to RC3 for Janisol, Janisol HI, Arte and Janisol Primo in windows as well as Janisol HI and Janisol in doors



VISS HI

- Hochisolierte Stahlfassade in Pfosten-Riegel-Bauweise
- Passivhaus zertifizierte Komponente
- Ermöglicht ein nachhaltiges Bauen
- Geeignet für besonders hohe Ansprüche im Isolationsbereich

VISS HI

- Façade en acier hautement isolée à montage montants-traverses
- Composants certifiés Maison Passive
- Permet une construction durable
- Adapté à des exigences particulièrement hautes dans le domaine de l'isolation

VISS HI

- Highly insulated steel façade as mullion/transom construction
- Passive house-certified components
- Allows sustainable construction
- Suitable for particularly high insulation requirements



VISS flaches Deckprofil

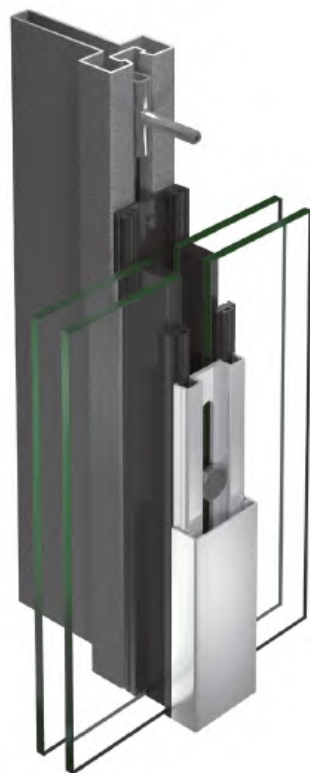
- Die wirtschaftliche Lösung für SG Optik
- Das Auge gleitet über die Fassade, ohne von signifikanten optischen Teilern abgelenkt zu werden
- Keine sichtbaren Schrauben
- Zweifarbig eloxierbar oder beschichtbar

VISS Profilé de recouvrement plat

- Solution économique pour l'optique SG
- L'œil parcourt la façade sans tomber sur des séparateurs optiques marqués
- Pas de vis visibles
- Capacité d'anodisation en deux couleurs ou au revêtement

VISS flat cover cap profile

- The economical solution for SG look
- The eye glides over the façade without being distracted by obtrusive visual dividers
- No visible screws
- Can be anodised or coated in two colours



VISS Linea / Personal Profiles

- Designprofil Linea mit filigraner Ansicht bei hoher statischer Leistung
- Für individuelle und ästhetische Ansprüche
- Ertüchtigung möglich durch eingeschobenen Flachstahl
- Profil integriert im vorhandenen VISS System und Anschluss ohne Benutzung von Sonderteilen

VISS Linea / Personal Profiles

- Profilé design Linea à face fine pour une haute performance statique
- Pour des exigences spécifiques et esthétiques
- Peut être renforcé par l'insertion de plaques en acier
- Profilé intégré dans le système VISS existant et raccordement sans utilisation de pièces spéciales

VISS Linea / Personal profiles

- Linea design profile with slimline sightlines and high structural performance
- For individual and aesthetic requirements
- Can be reinforced by inserting steel plates
- Profile integrated in existing VISS system and attachment without the use of special parts



VISS Sonnenschutz

- Abgestimmt auf das VISS System
- Im Sinne der Nachhaltigkeit erlaubt der Sonnenschutz eine energieeffiziente Planung
- Ein angenehmes Klima für die Nutzer durch den optimalen Sonnenschutz

VISS Protection solaire

- Adapté au système VISS
- Conformément au principe de durabilité, la protection solaire permet une planification qui tient compte de l'efficacité énergétique
- Climat agréable pour le personnel grâce à la protection solaire optimale

VISS sun shading

- Tailored to the VISS system
- In terms of sustainability, the sun shading facilitates energy-efficient planning
- Optimum sun shading provides a pleasant climate for the employees



VISS Fassadentür


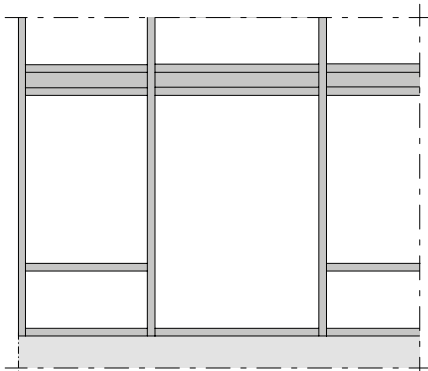

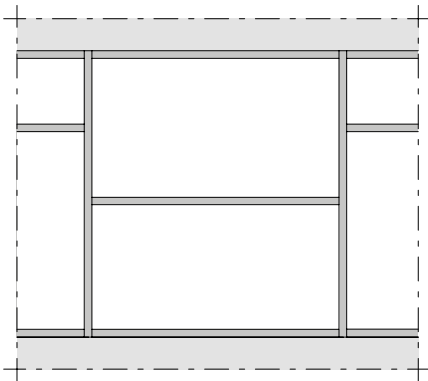
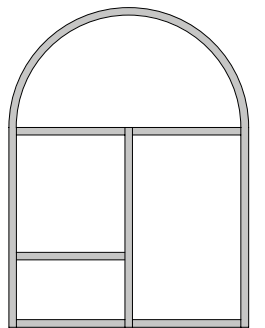
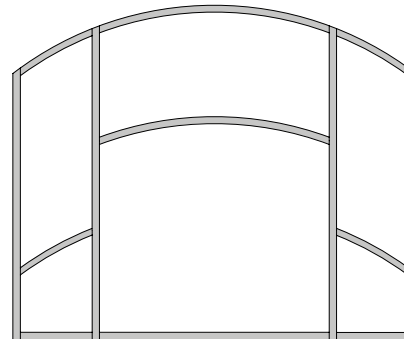
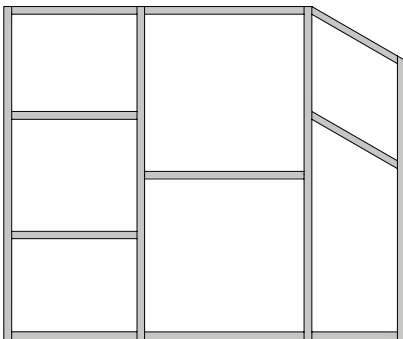
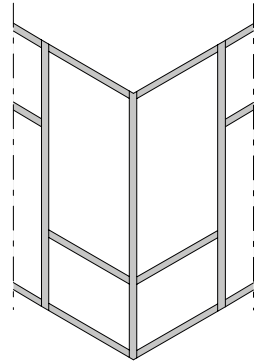
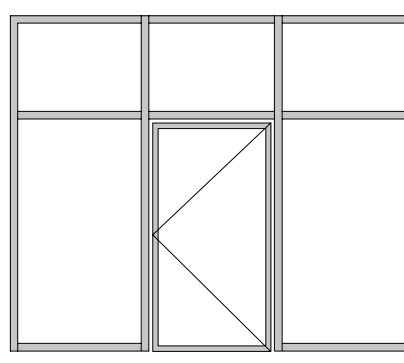

- Erscheinungsbild identisch mit Fassadenkonstruktion
- variable Türgrößen, je nach Profilwahl und Einsatzgebiet bis 6 m Höhe möglich
- Grossflächige Drehtür als Servicetür oder als Durchgang für Transportzwecke, z.B. bei Ausstellungen, Autohäuser, Museen, Atrien, etc.

VISS Porte de façade

- Se fond dans la construction de la façade
- Différentes dimensions de porte possibles jusqu'à une hauteur de 6 m suivant le choix du profilé et le domaine d'application
- Porte pivotante de grande surface servant de porte de service ou de passage pour transporter le nécessaire, par exemple pour les expositions, les garages, les musées, les atriums, etc.

VISS façade door

- Appearance identical to façade construction
- Variable door sizes of up to 6 m in height possible depending on the choice of profiles and the area of use
- Large side-hung door as service door or as access route for transport purposes, e.g. for expeditions, car dealerships, museums, atriums etc.



Jansen Docu Center

Die Plattform zum effizienten Arbeiten mit Jansen Dokumentationen. Im Jansen Docu Center stehen alle Produktinformationen jederzeit digital in der aktuellsten Version zur Verfügung: von Architekten-Informationen über Bestell- und Fertigungskatalogen bis hin zu Anleitungen und Prospekten sowie Videos.

Die Inhalte können einfach und schnell aufgerufen werden. Ein für den Anwender komfortables papierloses Arbeiten, das zahlreiche Vorteile bietet.

Download CAD Daten

DXF

DWG

Sie können die Zeichnungen in den Formaten DXF und/oder DWG herunterladen. Klicken Sie auf das entsprechende Icon und der Download erfolgt.

Die Hinweise «Artikelbibliothek/Türbeschläge/Fensterbeschläge» bedeuten, dass Sie mit einem Klick die gesamte Artikelbibliothek des entsprechenden Systems herunterladen (Profile, Beschläge, Glasleisten, Zubehör etc.).

Info und Beratung

Gerne beraten wir Sie persönlich und stehen Ihnen bei Fragen zur Verfügung. Bitte schreiben Sie uns Ihre Anliegen an: info@jansen.com

Jansen Docu Center

La plate-forme pour travailler efficacement avec les documentations Jansen. Le Jansen Docu Center met à votre disposition les informations sur les produits, en format numérique et dans une version actualisée: des catalogues de commande et de fabrication aux instructions et prospectus, en passant par les informations destinées aux architectes et vidéos.

Les contenus sont facilement et rapidement accessibles. Une manière de travailler confortable et offrant de nombreux avantages.

Télécharger fichiers DAO

DXF

DWG

Vous pouvez télécharger les dessins aux formats DXF et/ou DWG. Cliquez sur l'icône correspondante et le téléchargement s'effectuera.

Les indications «Bibliothèque des articles/Ferures de porte/Ferrures de fenêtres» signifie que vous téléchargez la totalité de la bibliothèque des articles du système donné (profilés, ferrures, parcloles, accessoires etc.).

Info et conseils

Nous vous conseillons volontiers individuellement et sommes à votre disposition si vous avez des questions à poser. Veuillez nous envoyer votre requête à: info@jansen.com

Jansen Docu Center

The platform for working efficiently with Jansen documentation. The latest version of all the product information is available digitally at any time in the Jansen Docu Center – from order and fabrication manuals to architect information, instructions and brochures and videos.

The content can be retrieved quickly and easily. The user can work conveniently without paper, which has numerous benefits.

Download CAD files

DXF

DWG

You can download the drawings in DXF and/or DWG format. Click on the relevant icon to begin the download.

The items «Article library/Door fittings/Window fittings» means that you download the entire article library for the corresponding system with one click (profiles, fittings, glazing beads, accessories etc.).

Information and advice

We would be delighted to provide you with advice in person and are available to answer any questions you may have. Please write to us with your queries at: info@jansen.com

Profile 50 mm (Masstab 1:3)

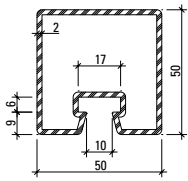
Profils 50 mm (échelle 1:3)

Profiles 50 mm (scale 1:3)

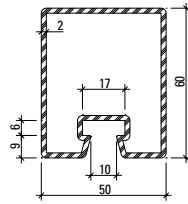
VISS Fassade

VISS façade

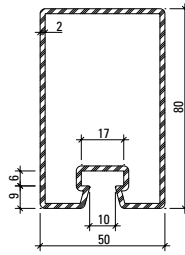
VISS façade



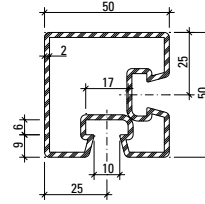
76.694
76.694 Z



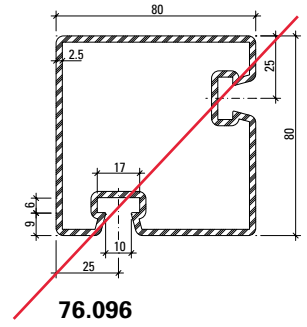
76.671
76.671 Z



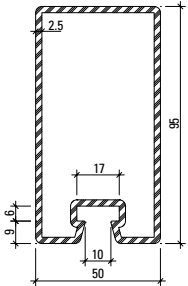
76.696
76.696 Z



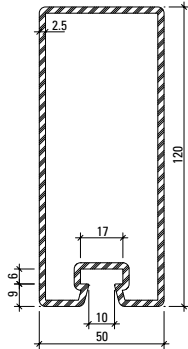
76.094



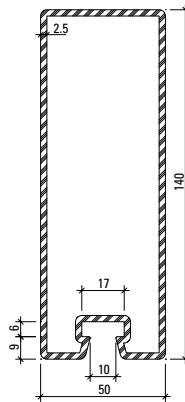
~~**76.096**~~



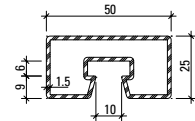
76.697
76.697 Z



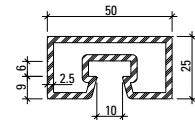
76.679
76.679 Z



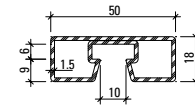
76.666
76.666 Z



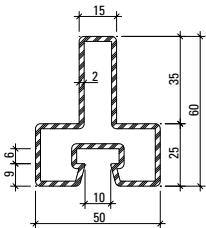
76.682



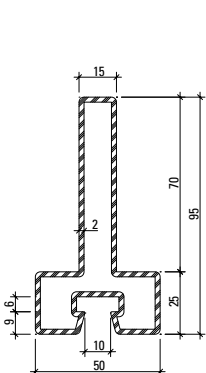
76.680



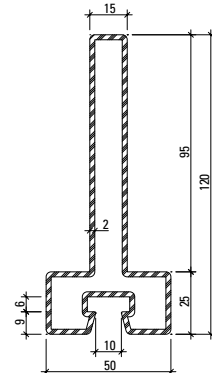
76.692



76.114



76.115



76.116

Profil-Nr.	G kg/m	F cm ²	I _x cm ⁴	W _x cm ³	I _y cm ⁴	W _y cm ³	U m ² /m	L mm
76.094	4,090	5,2	15,2	5,8	15,2	5,8	0,280	6000
76.096	7,437	9,5	83,8	20,5	83,8	20,5	0,391	6000
76.666	7,910	10,1	241,3	32,3	43,7	17,5	0,412	6500
76.671	3,860	4,9	23,3	7,2	17,3	6,9	0,260	6500
76.679	7,120	9,1	162,2	25,2	37,9	15,2	0,373	6500
76.680	3,390	4,3	3,2	2,4	11,1	4,4	0,182	6100
76.682	2,120	2,7	2,2	1,7	7,2	2,9	0,190	6000
76.692	1,900	2,5	0,9	1,0	5,9	2,4	0,176	6000
76.694	3,500	4,5	14,7	5,6	15,0	6,0	0,240	6500
76.696	4,450	5,7	47,6	11,1	21,9	8,8	0,300	6500
76.697	6,100	7,9	90,2	17,6	31,0	12,4	0,330	6500
76.114	3,820	4,9	15,4	4,1	9,8	3,9	0,251	6000
76.115	4,920	6,3	54,8	9,3	10,4	4,2	0,321	6000
76.116	5,710	7,3	105,0	14,3	10,8	4,3	0,371	6000

Profile 60 mm (Massstab 1:3)

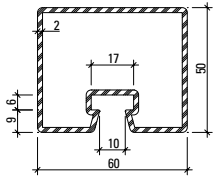
Profils 60 mm (échelle 1:3)

Profiles 60 mm (scale 1:3)

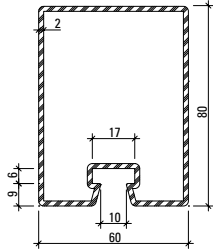
VISS Fassade

VISS façade

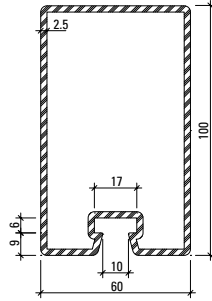
VISS façade



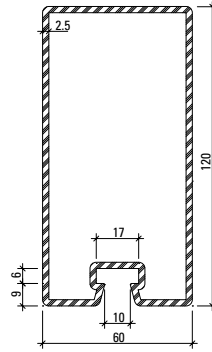
76.695
76.695 Z



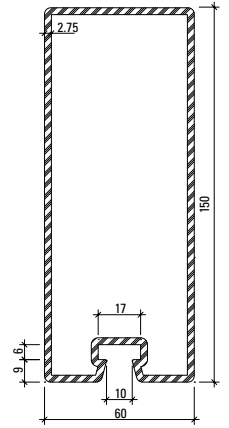
76.678
76.678 Z



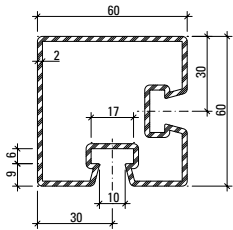
76.684
76.684 Z



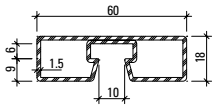
76.698
76.698 Z



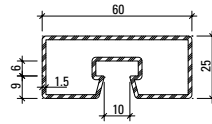
76.667
76.667 Z



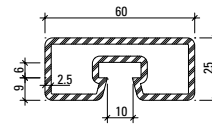
76.095



76.693



76.683

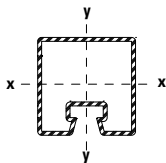


76.681

Artikelbibliothek
Bibliothèque des articles
Article library

DXF **DWG**

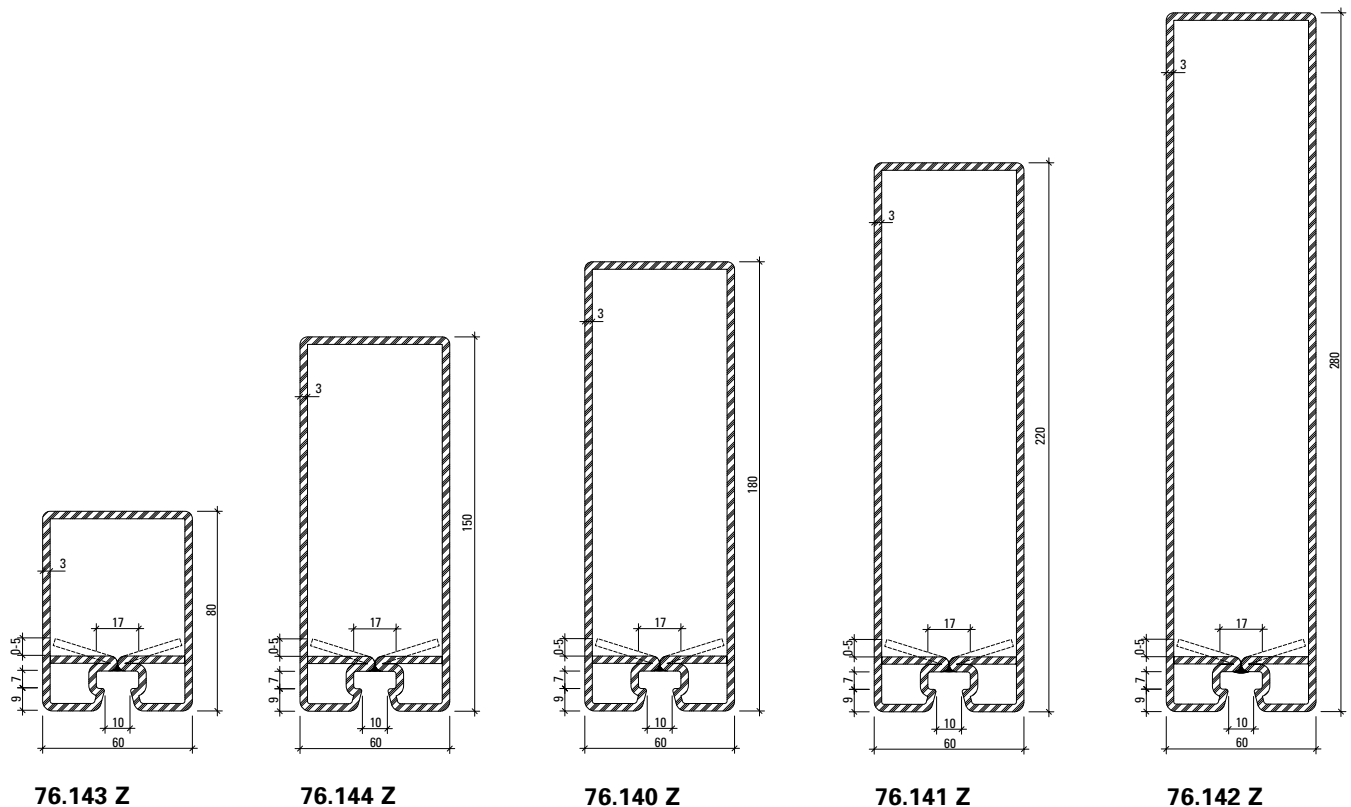
Stabachse
Axe de la barre
Bar axis



Profil-Nr.	G kg/m	F cm ²	I _x cm ⁴	W _x cm ³	I _y cm ⁴	W _y cm ³	U m ² /m	L mm
76.095	4,750	6,1	27,2	8,6	27,2	8,6	0,311	6000
76.667	9,530	12,1	342,8	43,0	75,1	25,0	0,452	6500
76.678	4,800	6,1	53,9	12,6	32,8	11,0	0,320	6500
76.681	3,790	4,8	3,8	2,9	17,3	5,8	0,202	6100
76.683	2,360	3,0	2,6	2,0	11,1	3,7	0,210	6000
76.684	6,730	8,6	114,1	21,3	48,3	16,1	0,352	6500
76.693	2,140	2,8	1,3	1,3	9,3	3,1	0,196	6000
76.695	3,800	4,9	17,2	6,5	22,9	7,6	0,260	6500
76.698	7,500	9,7	179,6	28,0	56,6	18,9	0,400	6500

Profile 60 mm (Masstab 1:3)
 Profils 60 mm (échelle 1:3)
 Profiles 60 mm (scale 1:3)

VISS Fassade
 VISS façade
 VISS façade



Aufgrund von Fertigungstoleranzen kann die Lage des Rückbogens von 0 bis 5 mm variieren.

En raison des tolérances de fabrication, la position du segment coudé peut varier de 0 à 5 mm.

Due to fabrication tolerances, the position of the rear arch may vary between 0 and 5 mm.

Oberfläche/Werkstoff

Artikel-Nr.

ohne Zusatz = blank

mit Z = bandverzinkter Stahl

Surface/Matériau

No. d'article

sans supplément = brut

avec Z = bandes d'acier zinguées

Surface/Material

Part no.

without addition = bright

with Z = galvanised strip

Artikelbibliothek
 Bibliothèque des articles
 Article library

DXF **DWG**

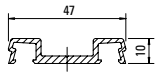
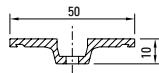
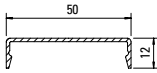
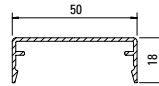
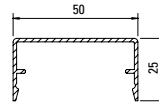
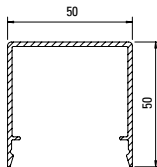
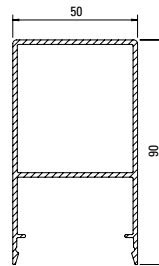
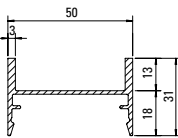
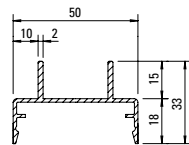
Profil-Nr.	G kg/m	F cm ²	I _x cm ⁴	W _x cm ³	I _y cm ⁴	W _y cm ³	U m ² /m	L mm
76.140 Z	12,946	16,47	649,2	64,3	100,0	33,2	0,516	8000
76.141 Z	14.833	18.87	1090,2	89,1	119,1	39,7	0,596	8000
76.142 Z	17,662	22,5	2041,7	132,7	148,4	49,5	0,716	10000
76.143 Z	8.340	10.62	80,4	17,9	50,8	16,9	0,316	6500
76.144 Z	11.630	14.82	406,0	47,9	85,0	28,3	0,456	6500

Deckprofile 50 mm (Masstab 1:3)**Profils de recouvrement 50 mm (échelle 1:3)****Cover sections 50 mm (scale 1:3)**

VISS Fassade

VISS façade

VISS façade

**407.800****407.821****407.823****407.860****407.861****407.862****407.863****407.864****407.900****407.911****Werkstoff**

Aluminium EN AW 6060 T66 roh, leicht eingeölt

Matériau

Aluminium EN AW 6060 T66 brut, légèrement huilé

Material

Aluminium EN AW 6060 T66 mill finish, slightly oiled

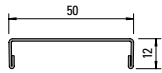
Profil-Nr.	G kg/m	U m ² /m	P m ² /m	L mm
407.800	0,414	0,160		6000
407.821	0,440	0,143	0,067	6000
407.823	0,076	0,043	0,019	6000
407.860	0,266	0,147	0,072	6000

Profil-Nr.	G kg/m	U m ² /m	P m ² /m	L mm
407.861	0,341	0,185	0,084	6000
407.862	0,394	0,213	0,098	6000
407.863	0,660	0,313	0,148	6000
407.864	1,344	0,360	0,228	6000
407.900	0,556	0,240	0,138	6000
407.911	0,510	0,245	0,146	6000

Deckprofile 50 mm (Massstab 1:3)
Profils de recouvrement 50 mm (échelle 1:3)
Cover sections 50 mm (scale 1:3)

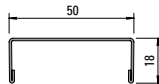
VISS Fassade
 VISS façade
 VISS façade

Edelstahl-Abdeckprofile
Werkstoff 1.4301 (AISI 304)
 geschliffen, Korn 220/240,
 mit Schutzfolie



400.860

Profilé de recouvrement acier Inox
Qualité 1.4301 (AISI 304)
 meulé, degré 220/240,
 avec feuille de protection

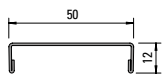


400.861

Stainless steel cover sections
Material 1.4301 (AISI 304)
 polished, grain 220/240,
 with protective film

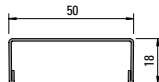


Edelstahl-Abdeckprofile
Werkstoff 1.4401 (AISI 316)
 geschliffen, Korn 220/240,
 mit Schutzfolie



400.862

Profilé de recouvrement acier Inox
Qualité 1.4401 (AISI 316)
 meulé, degré 220/240,
 avec feuille de protection



400.863

Stainless steel cover sections
Material 1.4401 (AISI 316)
 polished, grain 220/240,
 with protective film



Profil-Nr.	G kg/m	L mm
400.860	0,644	6000
400.861	0,734	6000

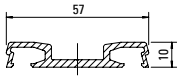
Profil-Nr.	G kg/m	L mm
400.862	0,652	6000
400.863	0,744	6000

Artikelbibliothek
 Bibliothèque des articles
 Article library

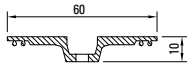
DXF **DWG**

Deckprofile 60 mm (Massstab 1:3)
Profils de recouvrement 60 mm (échelle 1:3)
Cover sections 60 mm (scale 1:3)

VISS Fassade
 VISS façade
 VISS façade



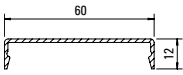
407.802



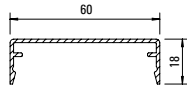
407.822



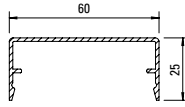
407.823



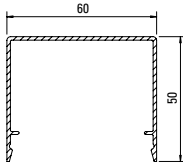
407.865



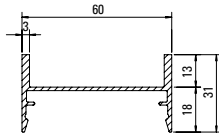
407.866



407.867



407.868



407.901

Werkstoff

Aluminium EN AW 6060 T66 roh, leicht eingeölt

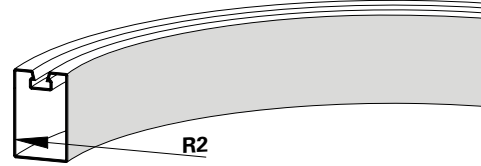
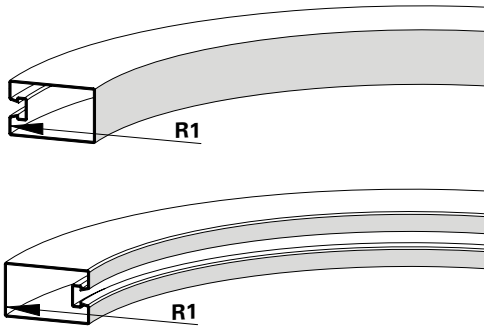
Matériau

Aluminium EN AW 6060 T66 brut, légèrement huilé

Material

Aluminium EN AW 6060 T66 mill finish, slightly oiled

Profil-Nr.	G kg/m	U m ² /m	P m ² /m	L mm
407.802	0,558	0,190		6000
407.822	0,530	0,163	0,051	6000
407.823	0,076	0,043	0,019	6000
407.865	0,304	0,167	0,082	6000
407.866	0,379	0,205	0,094	6000
407.867	0,432	0,223	0,108	6000
407.868	0,750	0,330	0,160	6000
407.901	0,590	0,255	0,148	6000



Profil Profilé Profile	R1 mm	R2 mm
76.666	3000	1000
76.667	3800	2000
76.671	1000	1000
76.678	2000	1100
76.679	2600	1000
76.684	2200	1300
76.694	700	700
76.695	1300	1000
76.696	2000	800
76.697	2200	900
76.698	2500	2500

Profil Profilé Profile	R1 mm	R2 mm
76.680	500	500
76.681	500	500
76.683	700	750
76.692	600	
76.693	600	

Hinweis:

Alle Profile sind auch in verzinkter Ausführung (Z) biegebar.

Beim Biegen von engen Radien kann sich die VISS-Nute verjüngen.

Remarque:

Tous les profilés sont également cintrables en exécution galvanisée (Z).

La rainure VISS peut s'amincir lors du cintrage pour des rayons serrés.

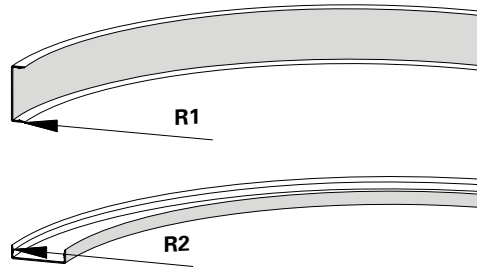
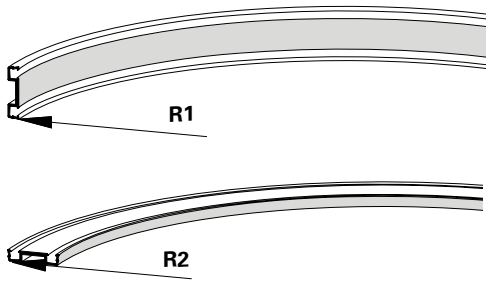
Note:

All profiles can also be bent into curves in the galvanised finish (Z).

The VISS flute might be tapered down when bending narrow radii.

Biegeradien
Travaux de cintrage
Bending data

VISS Fassade
 VISS façade
 VISS façade



Profil Profilé Profile	R1 mm	R2 mm
400.800	800	1500
400.800 Z	800	1200
400.801 Z	800	1800
400.802	800	1500
400.802 Z	800	1500
400.803 Z	800	1800
407.800	500	1050
407.802	500	1100

Profil Profilé Profile	R1 mm	R2 mm
407.815	500	700
407.860	500	850
407.861	500	950
407.862	700	1250
407.865	500	1250
407.866	700	1300
407.867	700	1300

Schnittpunkte	Coupe de détails	Section details
Pfosten/Riegel-Details 50 mm	Détails montant/traverse 50 mm	Details mullion/transom 50 mm
Segment-Verglasung 50 mm	Vitrage segmenté 50 mm	Segmental glazing 50 mm
VISS Linea 50 mm	VISS Linea 50 mm	VISS Linea 50 mm
Flaches Deckprofil 50 mm	Profilé de recouvrement plat 50 mm	Flat cover cap 50 mm
VISS Linea 50 mm	VISS Linea 50 mm	VISS Linea 50 mm
Einfachverglasung 50 mm	Vitrage simple 50 mm	Single glazing 50 mm
Pfosten/Riegel-Details 60 mm	Détails montant/traverse 60 mm	Details mullion/transom 60 mm
Segment-Verglasung 60 mm	Vitrage segmenté 60 mm	Segmental glazing 60 mm
Flaches Deckprofil 60 mm	Profilé de recouvrement plat 60 mm	Flat cover cap 60 mm
Einfachverglasung 60 mm	Vitrage simple 60 mm	Single glazing 60 mm

Konstruktions-Details	Détails de constructions	Construction details
Einsatzelement Janisol HI	Élément de remplissage Janisol HI	Infill element Janisol HI
Einsatzelement Janisol-Türe	Élément de remplissage porte Janisol	Infill element Janisol door
Einsatzelement Janisol Primo	Élément de remplissage Janisol Primo	Infill element Janisol Primo
Einsatzelement Janisol Arte	Élément de remplissage Janisol Arte	Infill element Janisol Arte
Aussenecke 90°	Angle extérieur 90°	Outer corner 90°
Aussenecke 135°	Angle extérieur 135°	Outer corner 135°
Innenecke 135°	Angle intérieur 135°	Inner corner 135°

Anschlüsse am Bau	Raccords au mur	Attachment to structure
System-Hinweise	Indications du système	System instructions
U _f -Werte nach EN 10077-2	Valeurs U _f selon EN 10077-2	U _f values according to EN 10077-2

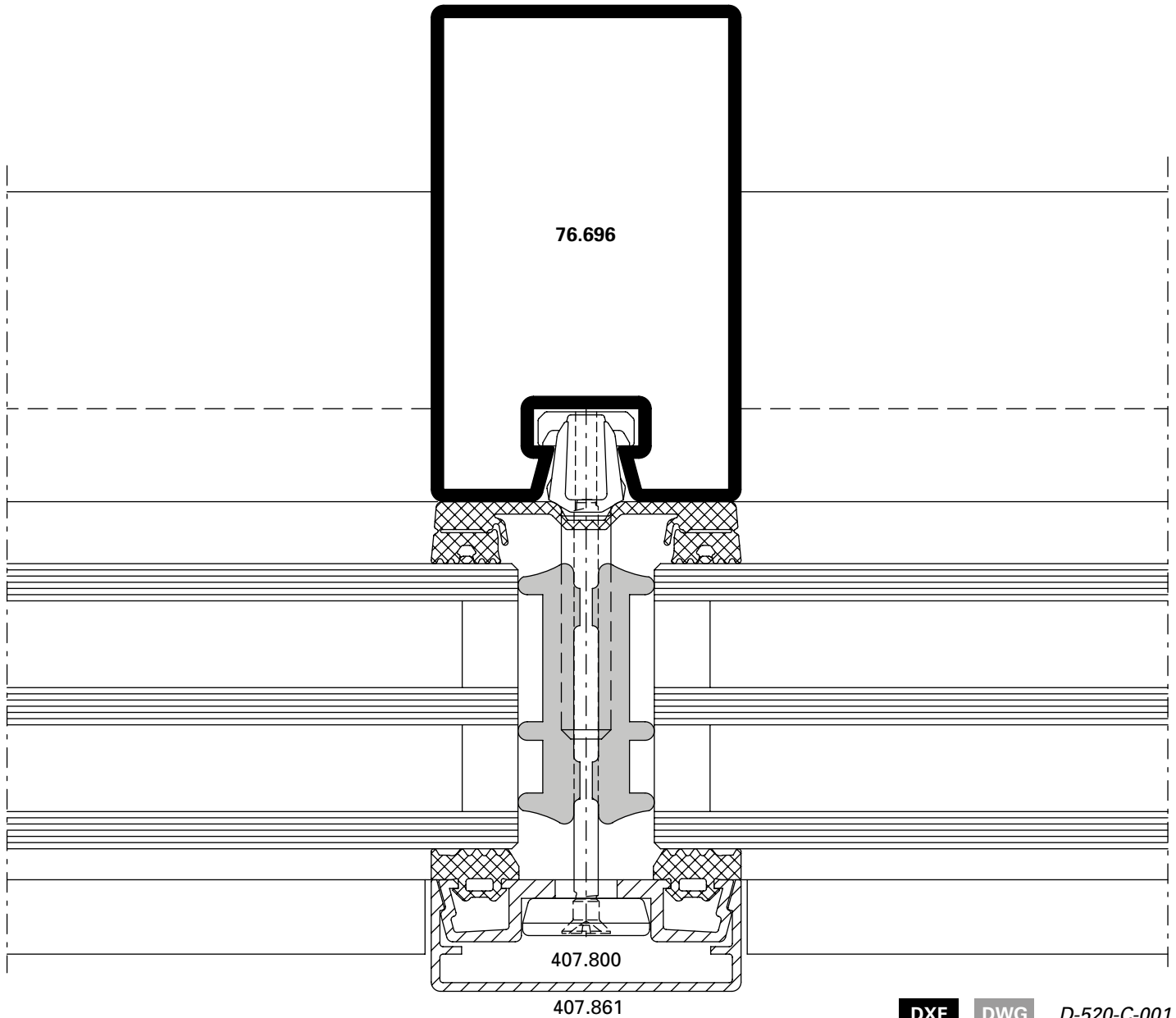
Schnittpunkte im Massstab 1:1
Coupe de détails à l'échelle 1:1
Section details on scale 1:1

VISS Fassade
VISS façade
VISS façade

VISS HI
Pfosten-Detail
Ansichtsbreite 50 mm

VISS HI
Détail du montant
Largeur de face 50 mm

VISS HI
Detail of mullion
Width 50 mm

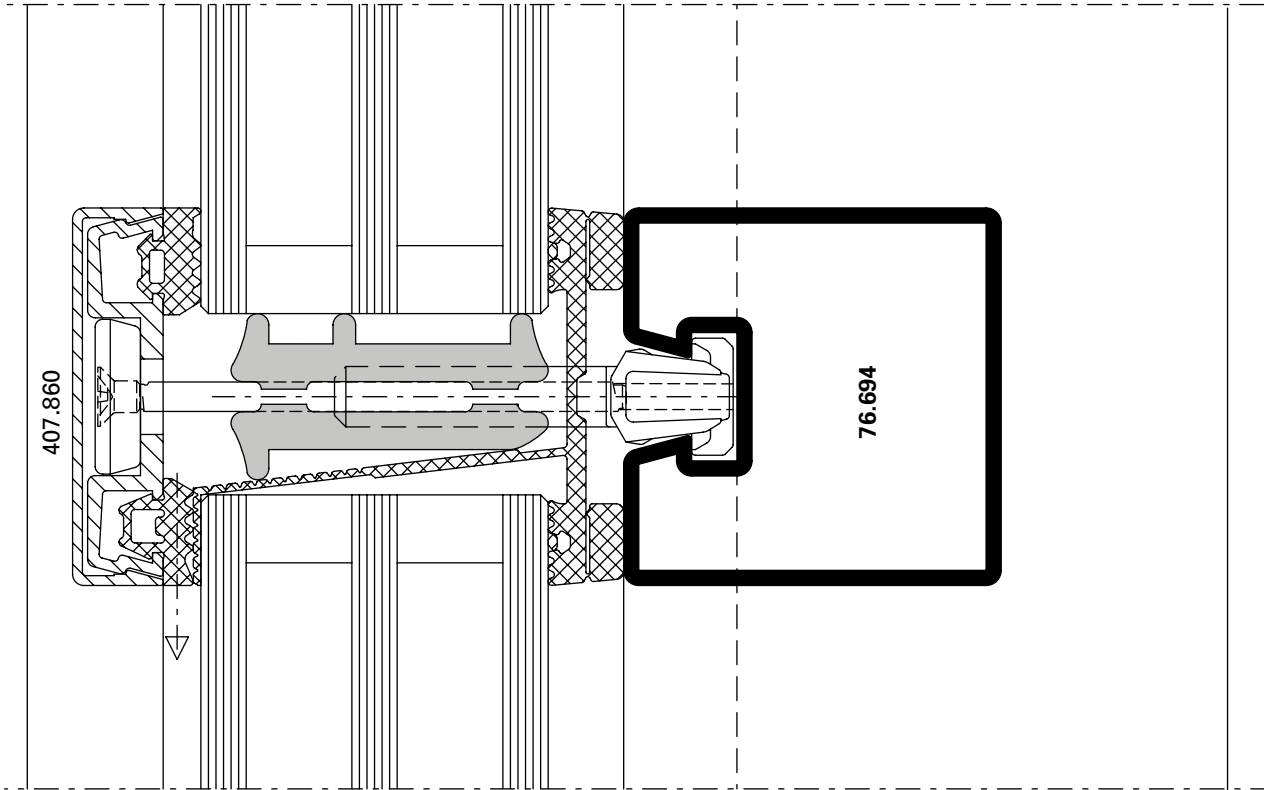


DXF **DWG** D-520-C-001

VISS HI
Riegel-Detail
Ansichtsbreite 50 mm

VISS HI
Détail de la traverse
Largeur de face 50 mm

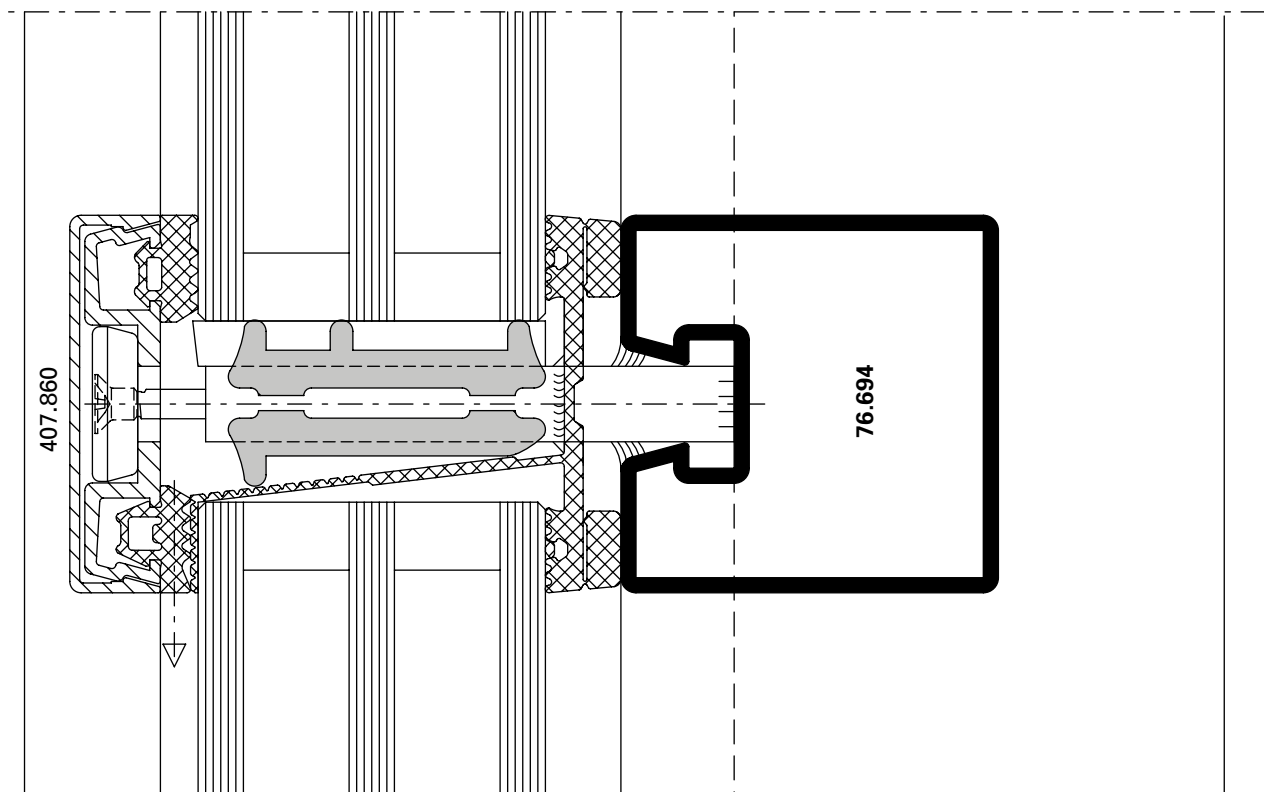
VISS HI
Detail of transom
Width 50 mm



D-520-C-002

DWG

DXF



D-520-C-003

DWG

DXF

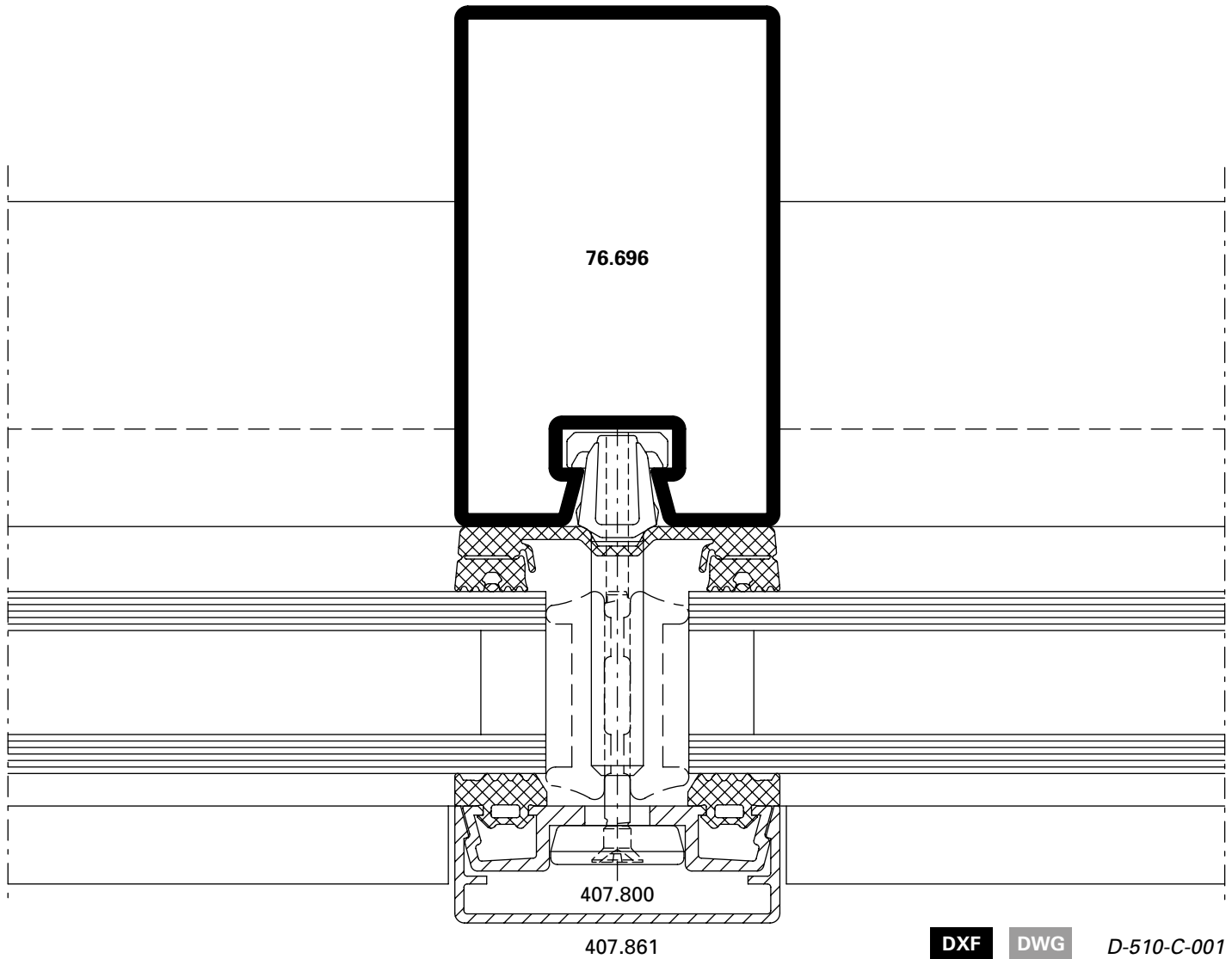
Schnittpunkte im Massstab 1:1
Coupe de détails à l'échelle 1:1
Section details on scale 1:1

VISS Fassade
VISS façade
VISS façade

Pfosten-Detail
Ansichtsbreite 50 mm

Détail du montant
Largeur de face 50 mm

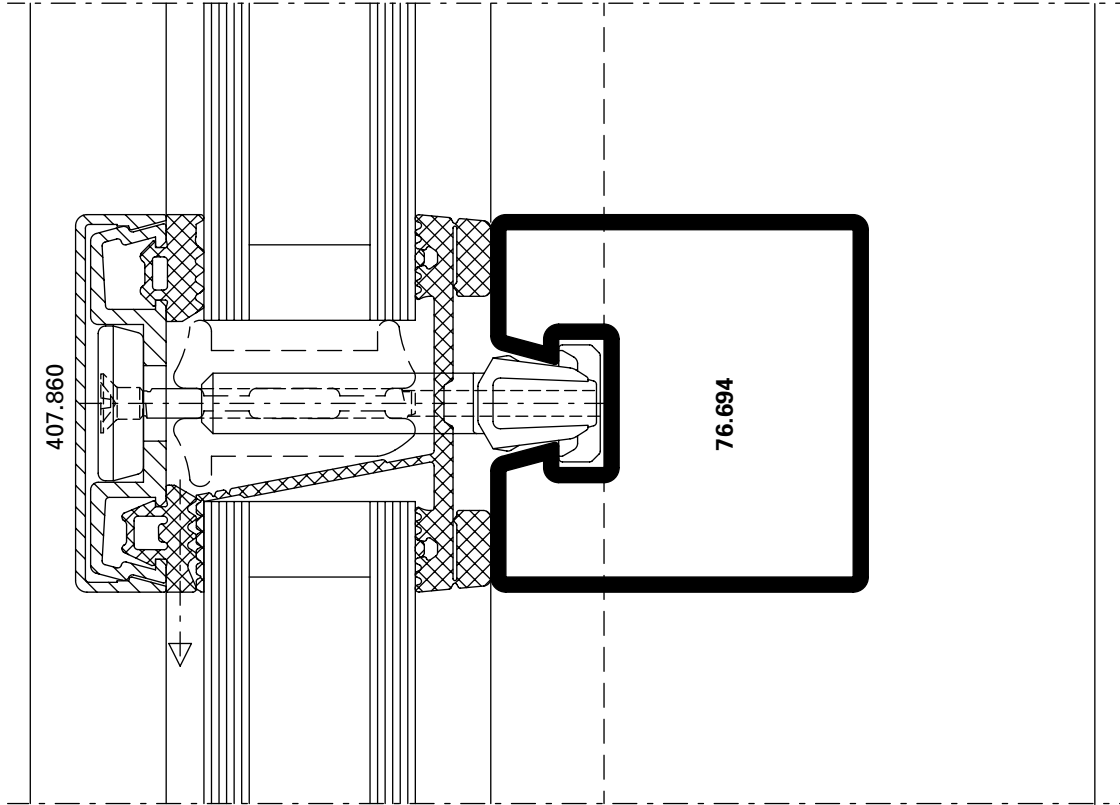
Detail of mullion
Width 50 mm



Riegel-Detail
Ansichtsbreite 50 mm

Détail de la traverse
Largeur de face 50 mm

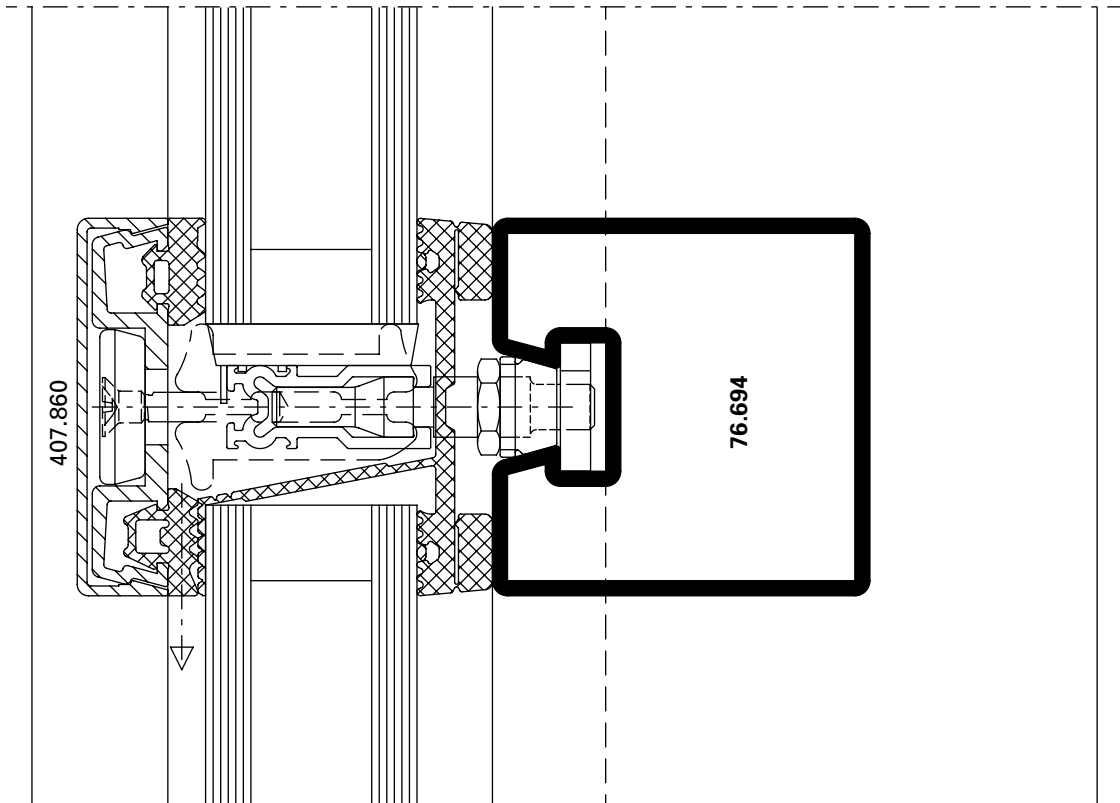
Detail of transom
Width 50 mm



D-510-C-002

DWG

DXF



D-510-C-003

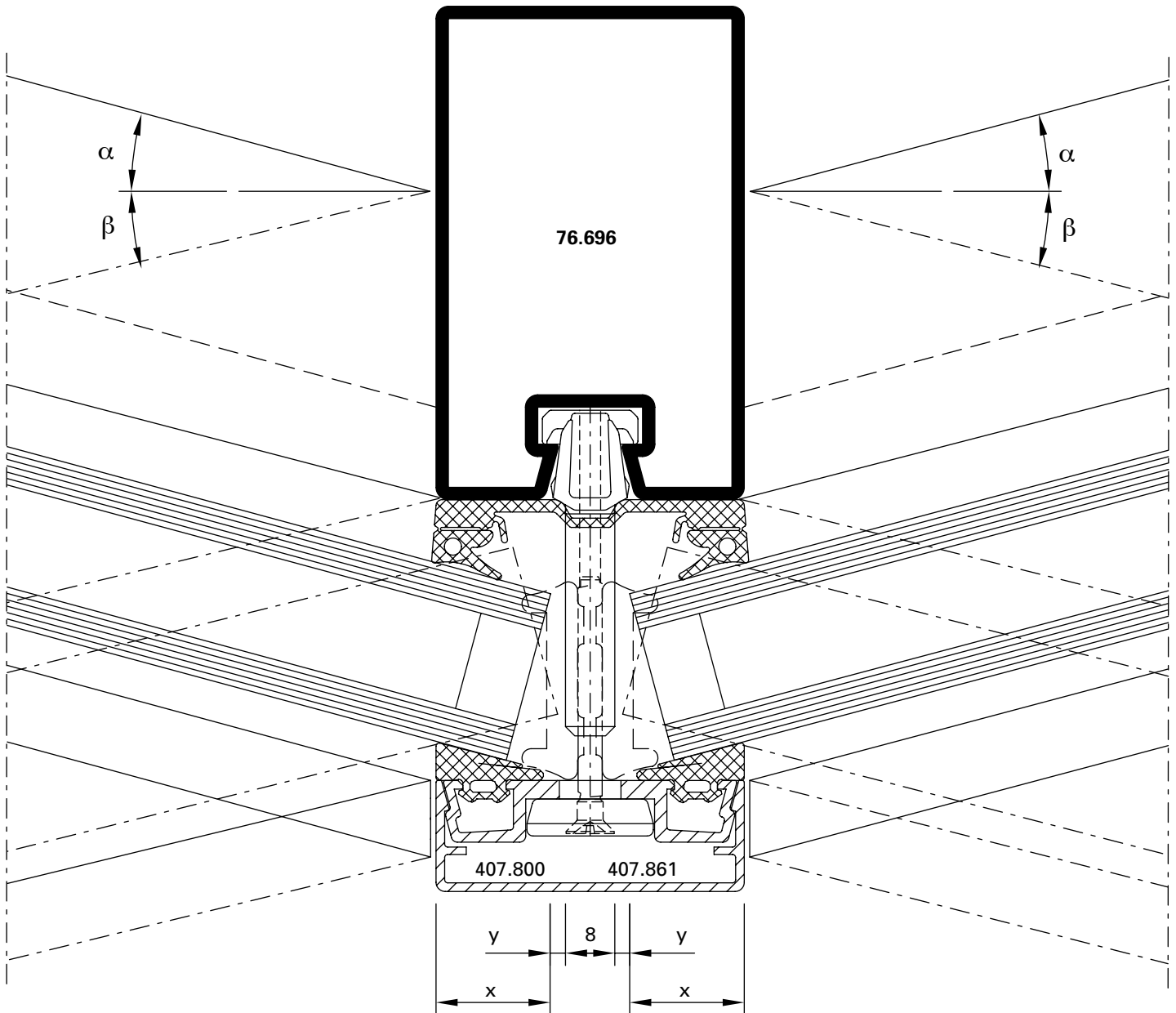
DWG

DXF

Pfosten-Detail
 Segmentverglasung 50 mm

Détail du montant
 Vitrage segmenté 50 mm

Detail of mullion
 Segmental glazing, width 50 mm



DXF DWG D-510-C-004

α β	Füllelement- dicke	X (max) mm	Y (min) mm
0 – 5°	20 – 45 mm	16	5
5 – 10°	20 – 35 mm	18	3
10 – 15°	20 – 24 mm	18	3

α β	Epaisseur du remplissage	X (max) mm	Y (min) mm
0 – 5°	20 – 45 mm	16	5
5 – 10°	20 – 35 mm	18	3
10 – 15°	20 – 24 mm	18	3

α β	Thickness of glass/panel	X (max) mm	Y (min) mm
0 – 5°	20 – 45 mm	16	5
5 – 10°	20 – 35 mm	18	3
10 – 15°	20 – 24 mm	18	3

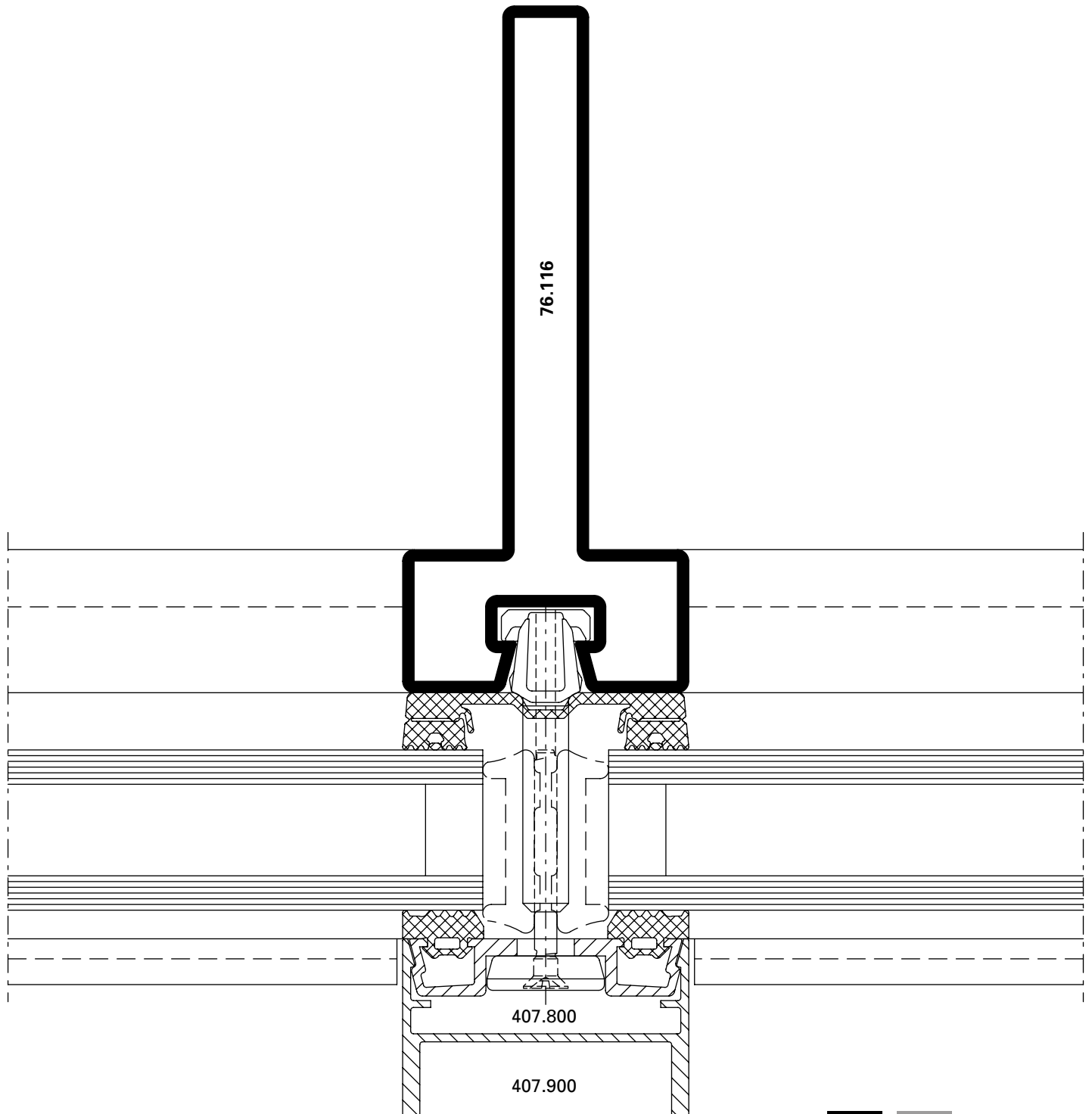
Schnittpunkte im Massstab 1:1
Coupe de détails à l'échelle 1:1
Section details on scale 1:1

VISS Fassade
VISS façade
VISS façade

Pfosten-Detail VISS Linea
Ansichtsbreite 50 mm

Détail du montant VISS Linea
Largeur de face 50 mm

Detail of mullion VISS Linea
Width 50 mm



DXF DWG D-510-C-016

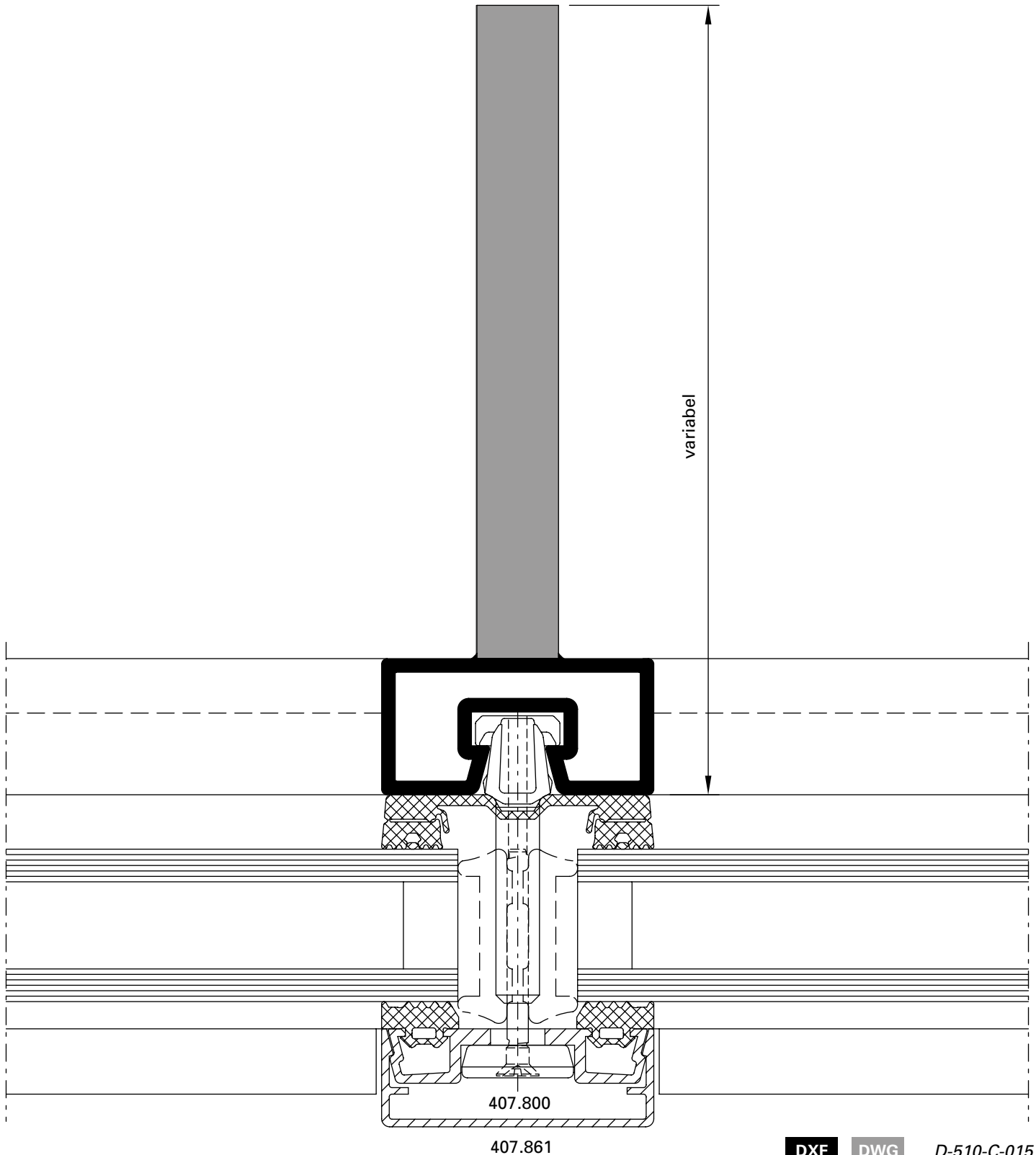
Schnittpunkte im Massstab 1:1
Coupe de détails à l'échelle 1:1
Section details on scale 1:1

VISS Fassade
VISS façade
VISS façade

Pfosten-Detail VISS Linea
Lasergeschweisst
Ansichtsbreite 50 mm

Détail du montant VISS Linea
Soudage au laser
Largeur de face 50 mm

Detail of mullion VISS Linea
Laser welding
Width 50 mm



DXF

DWG

D-510-C-015

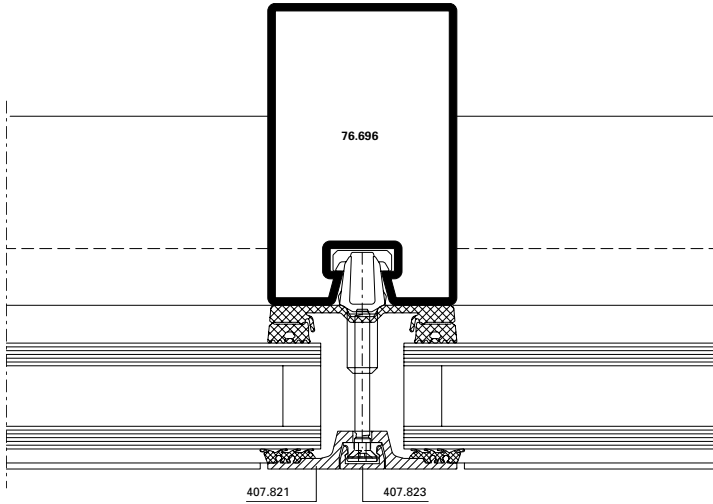
Schnittpunkte im Massstab 1:2
Coupe de détails à l'échelle 1:2
Section details on scale 1:2

VISS Fassade
VISS façade
VISS façade

Pfosten-Detail
Flaches Deckprofil
Ansichtsbreite 50 mm

Détail du montant
Profilé de recouvrement plat
Largeur de face 50 mm

Detail of mullion
Flat cover cap
Width 50 mm



DXF

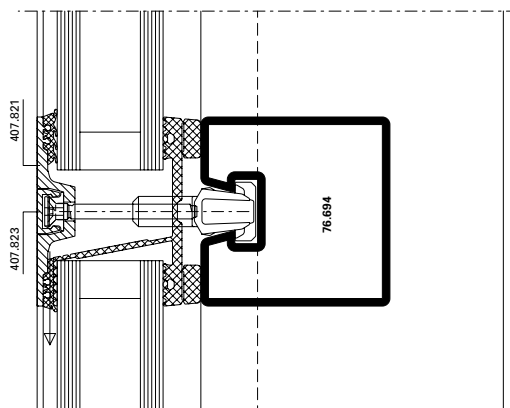
DWG

D-510-C-017

Riegel-Detail
Flaches Deckprofil
Ansichtsbreite 50 mm

Détail de la traverse
Profilé de recouvrement plat
Largeur de face 50 mm

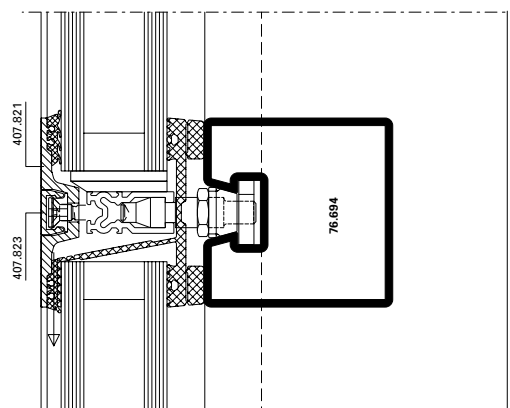
Detail of transom
Flat cover cap
Width 50 mm



D-510-C-018

DWG

DXF



D-510-C-019

DWG

DXF

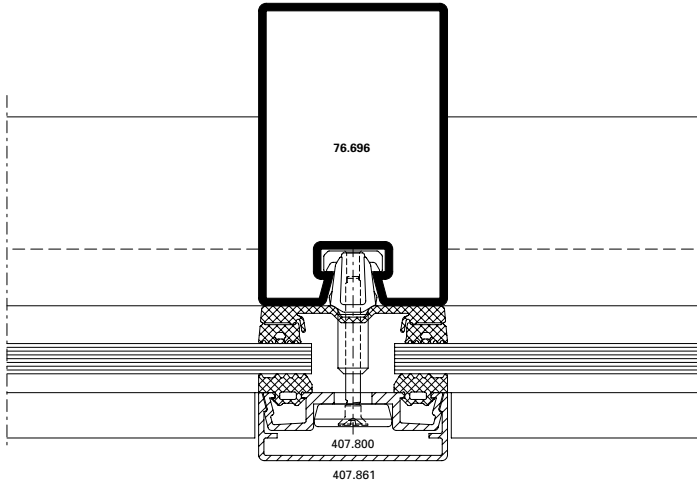
Schnittpunkte im Massstab 1:2
Coupe de détails à l'échelle 1:2
Section details on scale 1:2

VISS Fassade
VISS façade
VISS façade

Pfosten-Detail
Einfachverglasung
Ansichtsbreite 50 mm

Détail du montant
Vitrage simple
Largeur de face 50 mm

Detail of mullion
Single glazing
Width 50 mm

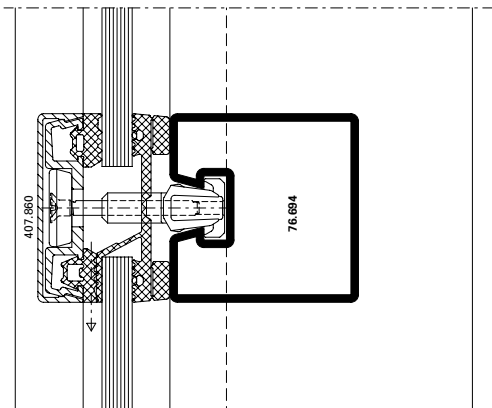


DXF **DWG** D-510-C-012

Riegel-Detail
Einfachverglasung
Ansichtsbreite 50 mm

Détail de la traverse
Vitrage simple
Largeur de face 50 mm

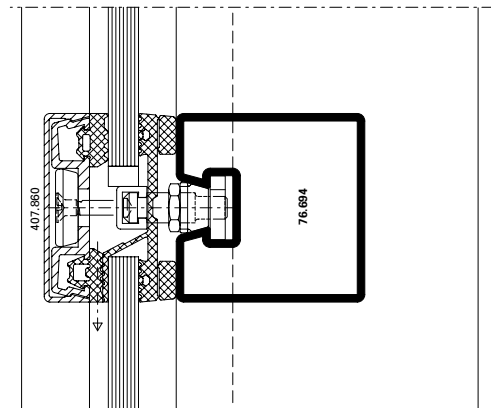
Detail of transom
Single glazing
Width 50 mm



D-510-C-013

DWG

DXF



D-510-C-014

DWG

DXF

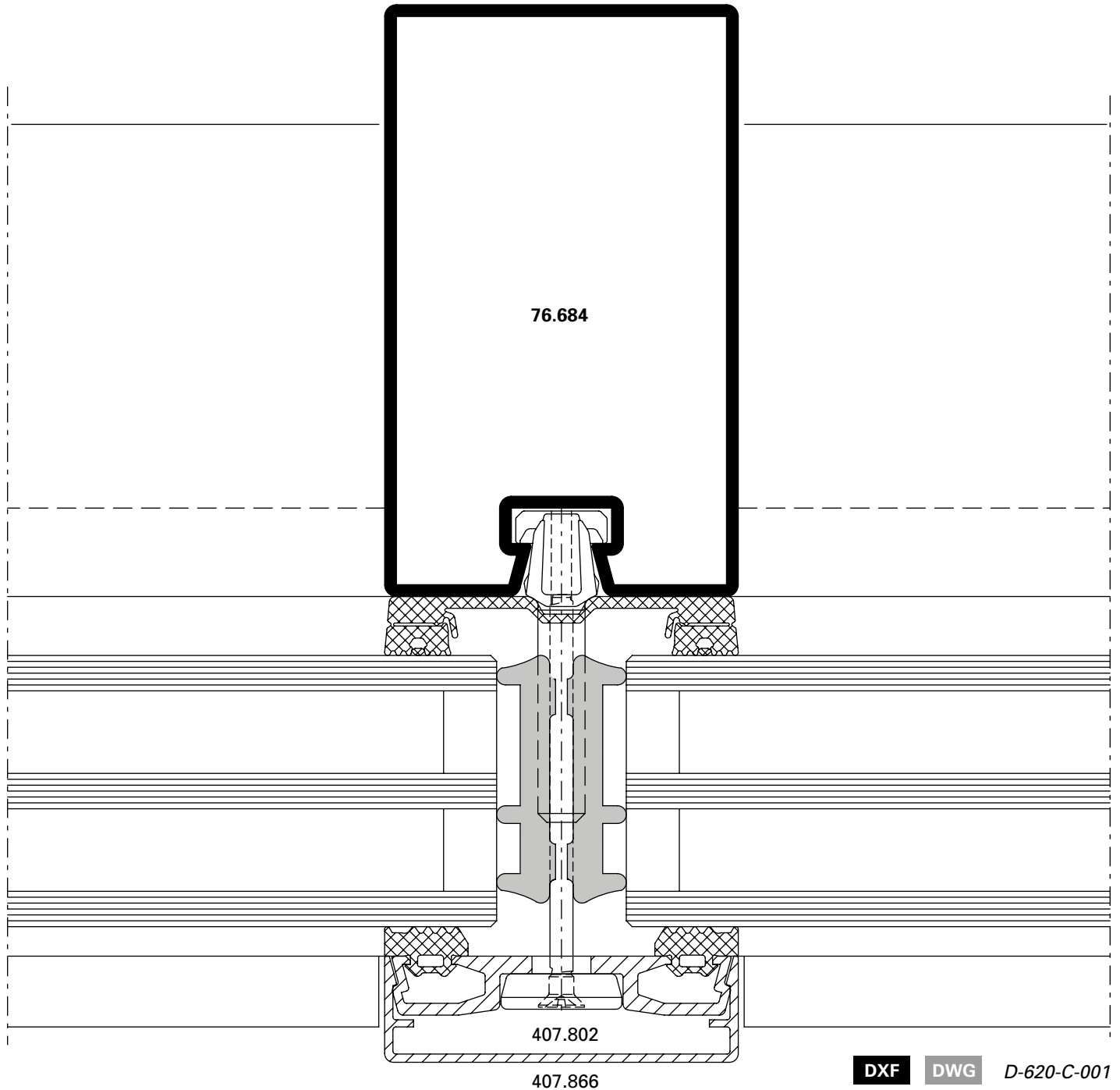
Schnittpunkte im Massstab 1:1
Coupe de détails à l'échelle 1:1
Section details on scale 1:1

VISS Fassade
VISS façade
VISS façade

VISS HI
Pfosten-Detail
Ansichtsbreite 60 mm

VISS HI
Détail du montant
Largeur de face 60 mm

VISS HI
Detail of mullion
Width 60 mm



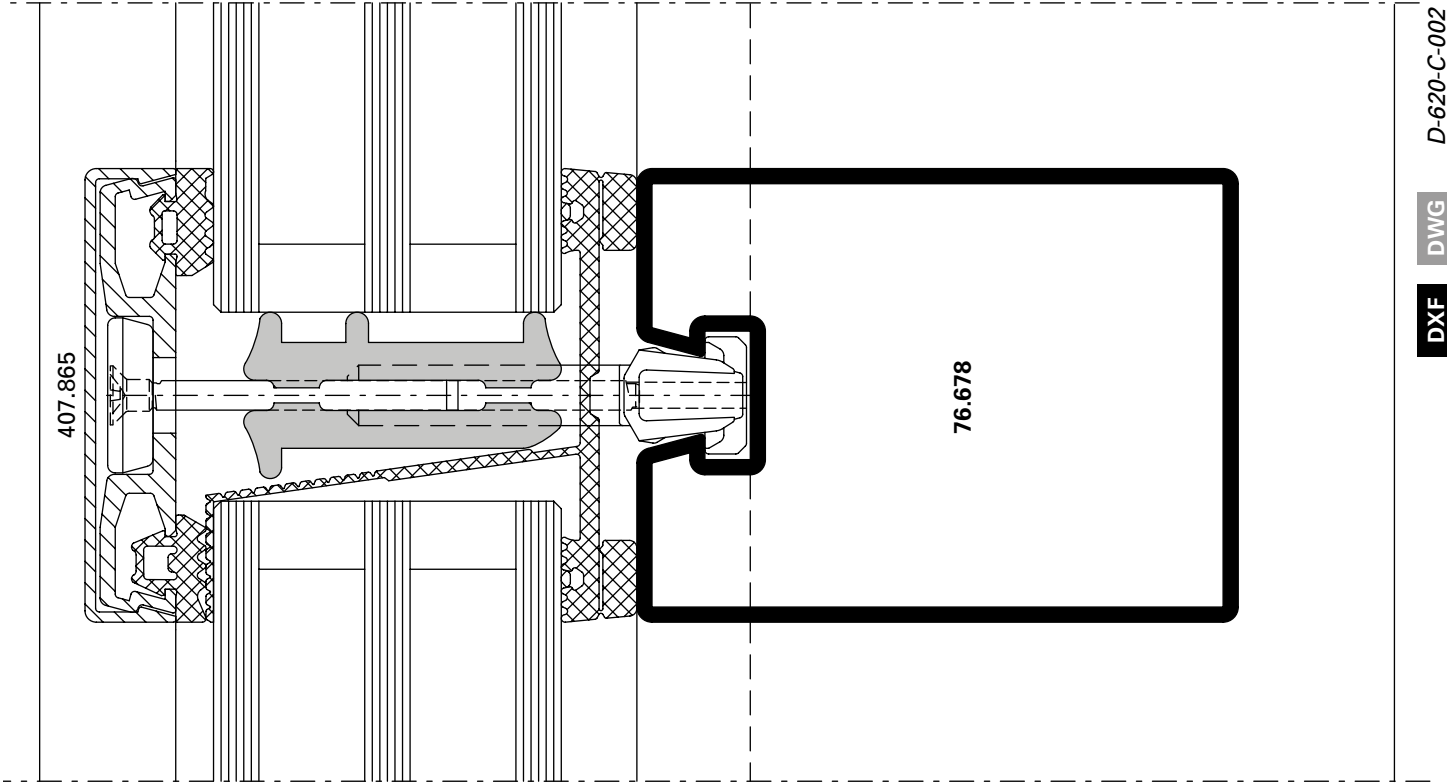
Schnittpunkte im Massstab 1:1
Coupe de détails à l'échelle 1:1
Section details on scale 1:1

VISS Fassade
VISS façade
VISS façade

VISS HI
Riegel-Detail
Ansichtsbreite 60 mm

VISS HI
Détail de la traverse
Largeur de face 60 mm

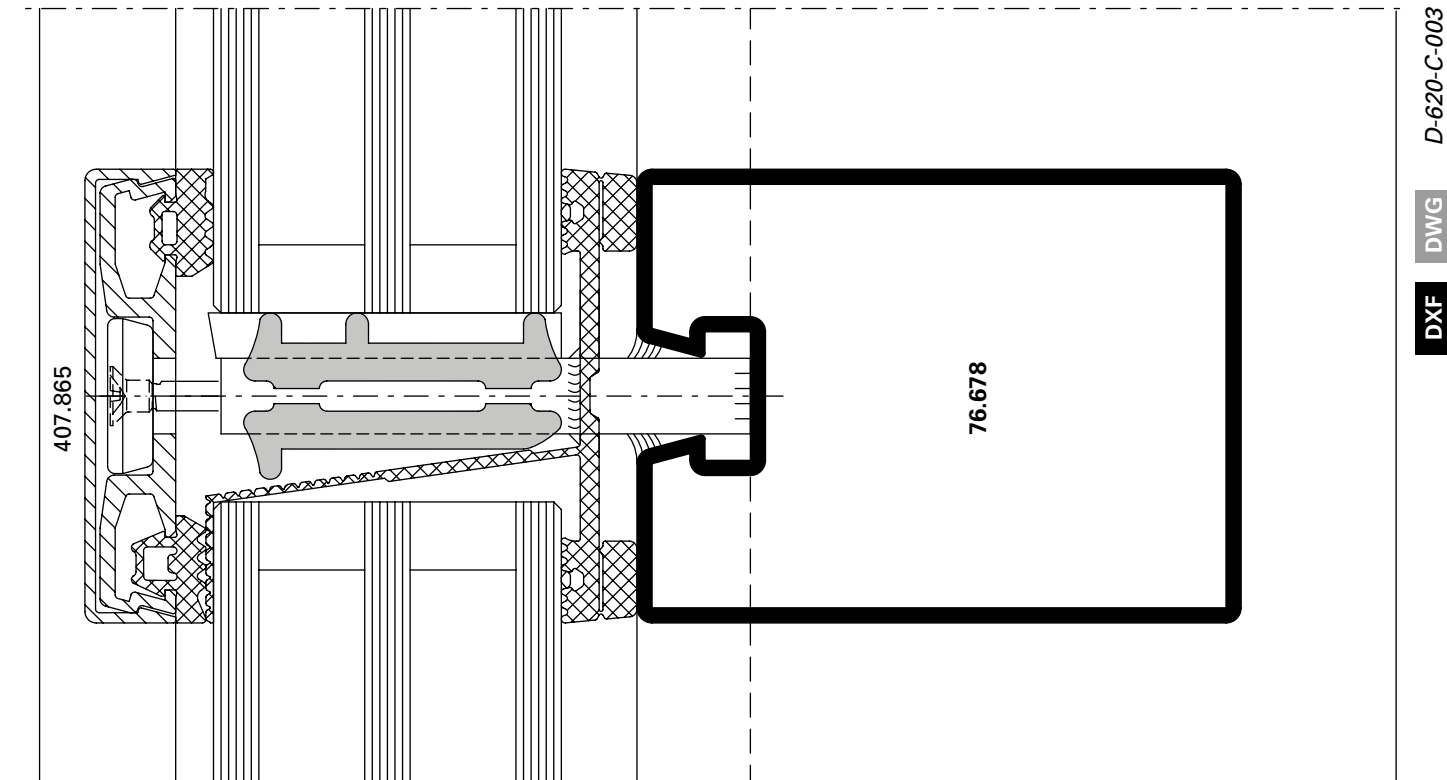
VISS HI
Detail of transom
Width 60 mm



DWG D-620-C-002

DWG

DXF



DWG D-620-C-003

DWG

DXF

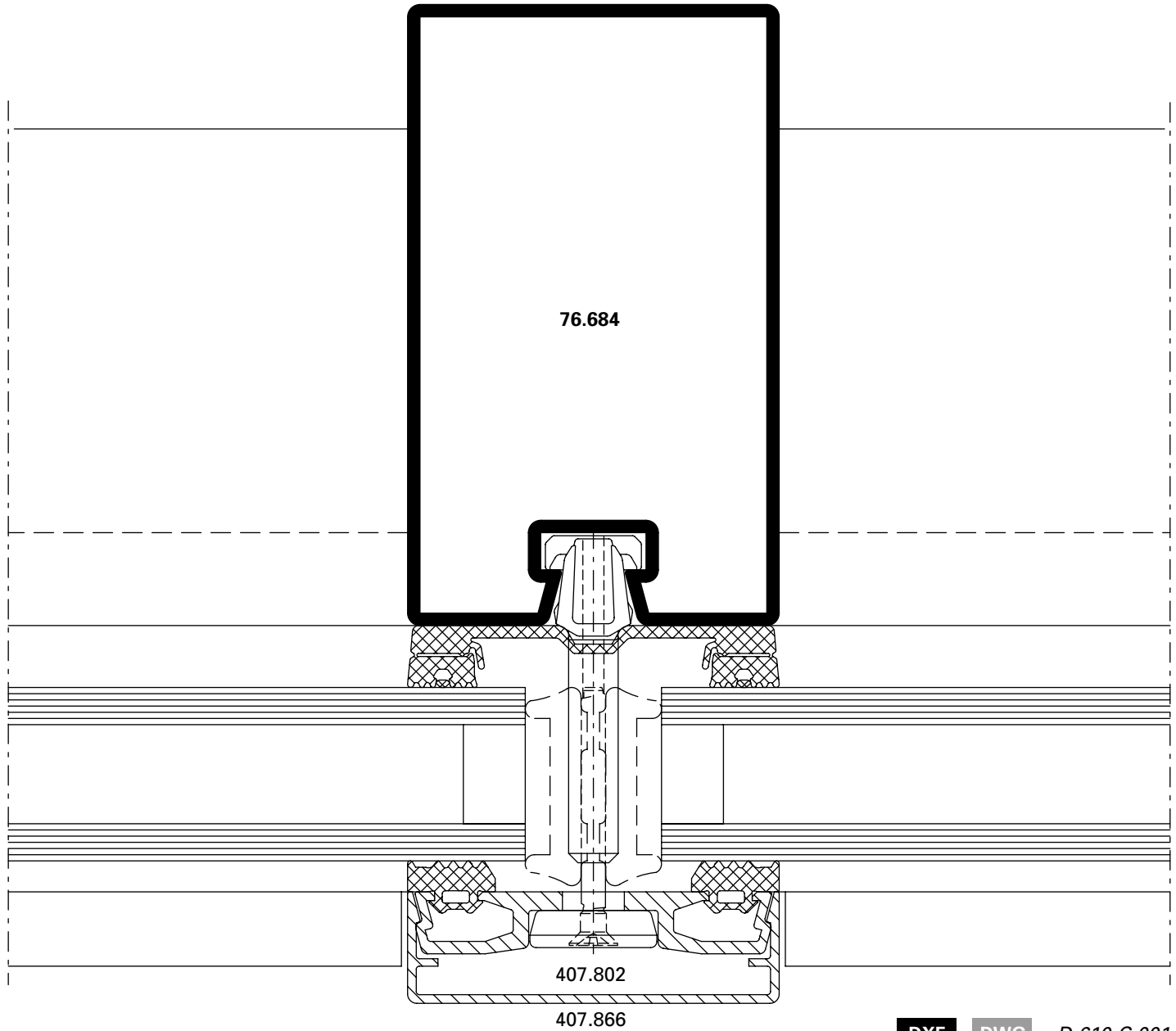
Schnittpunkte im Massstab 1:1
Coupe de détails à l'échelle 1:1
Section details on scale 1:1

VISS Fassade
VISS façade
VISS façade

Pfosten-Detail
Ansichtsbreite 60 mm

Détail du montant
Largeur de face 60 mm

Detail of mullion
Width 60 mm

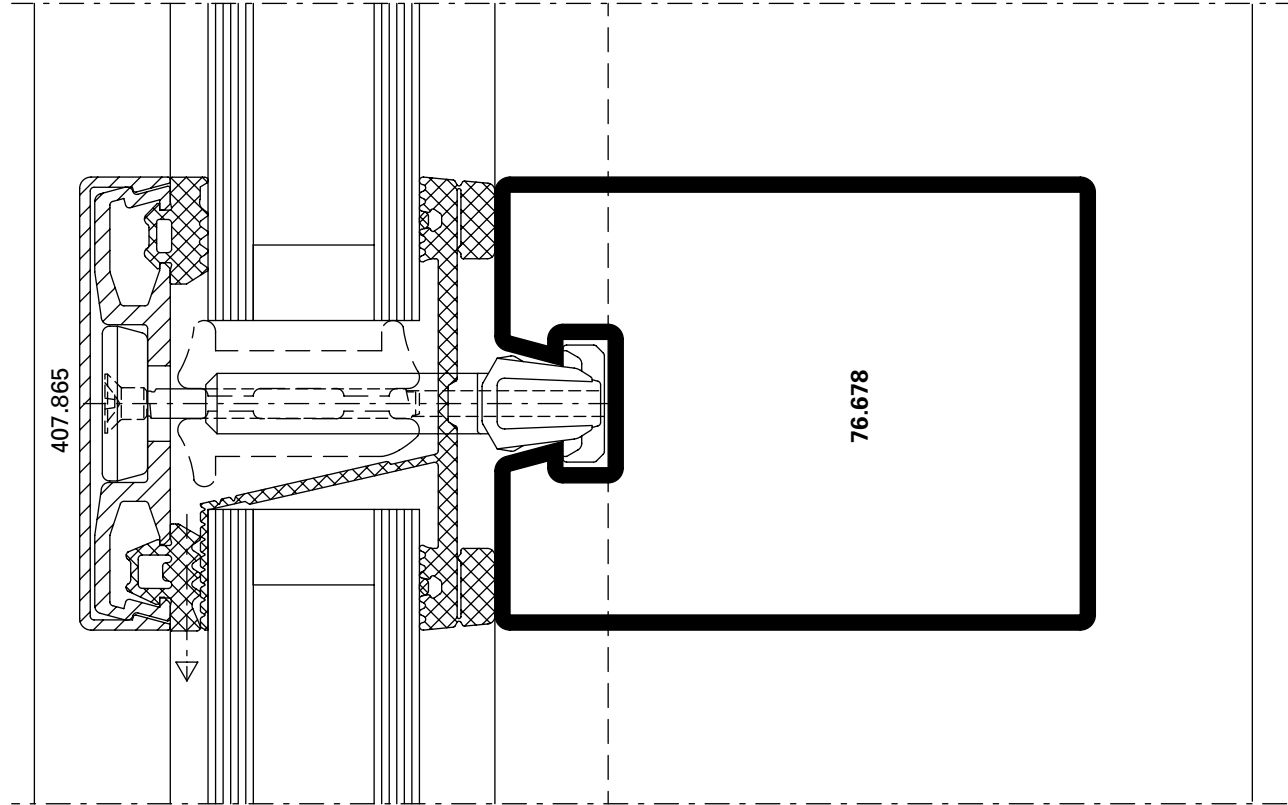


DXF **DWG** D-610-C-001

Riegel-Detail
Ansichtsbreite 60 mm

Détail de la traverse
Largeur de face 60 mm

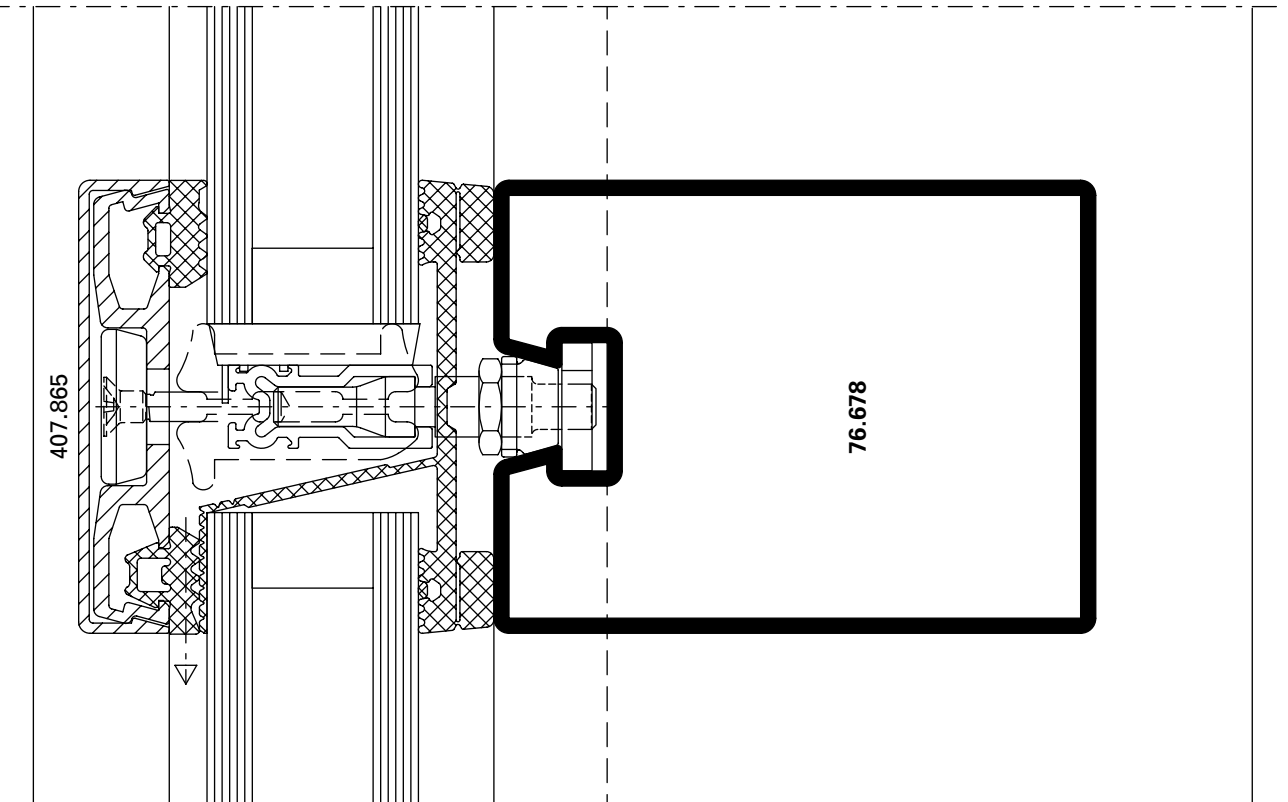
Detail of transom
Width 60 mm



D-610-C-002

DWG

DXF



D-610-C-003

DWG

DXF

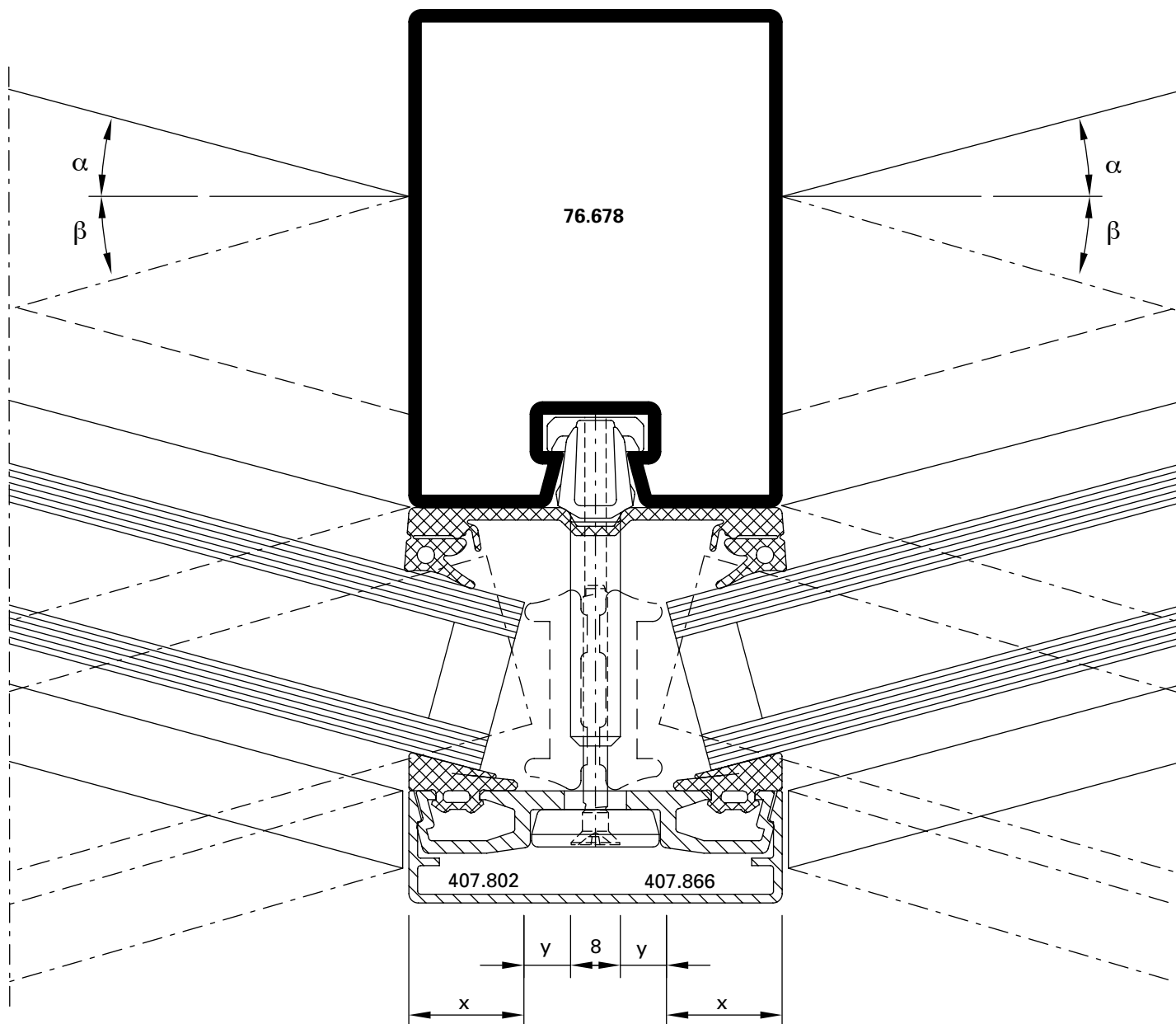
Schnittpunkte im Massstab 1:1
 Coupe de détails à l'échelle 1:1
 Section details on scale 1:1

VISS Fassade
 VISS façade
 VISS façade

Pfosten-Detail
 Segmentverglasung 60 mm

Détail du montant
 Vitrage segmenté 60 mm

Detail of mullion
 Segmental glazing, width 60 mm



DXF DWG D-610-C-004

α	β	Füllelement- dicke	X (max) mm	Y (min) mm
0 – 5°		20 – 70 mm	21	5
5 – 10°		20 – 50 mm	21	5
10 – 15°		20 – 35 mm	21	5

α	β	Epaisseur du remplissage	X (max) mm	Y (min) mm
0 – 5°		20 – 70 mm	21	5
5 – 10°		20 – 50 mm	21	5
10 – 15°		20 – 35 mm	21	5

α	β	Thickness of glass/panel	X (max) mm	Y (min) mm
0 – 5°		20 – 70 mm	21	5
5 – 10°		20 – 50 mm	21	5
10 – 15°		20 – 35 mm	21	5

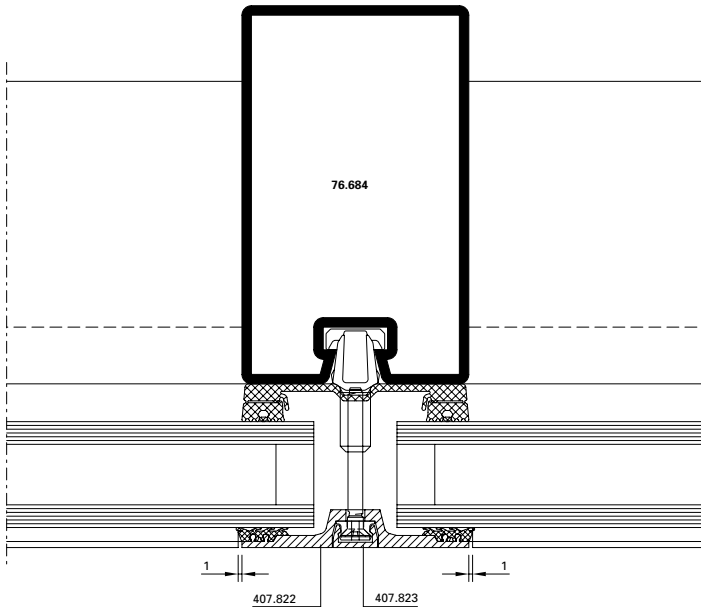
Schnittpunkte im Massstab 1:2
Coupe de détails à l'échelle 1:2
Section details on scale 1:2

VISS Fassade
 VISS façade
 VISS façade

Pfosten-Detail
Flaches Deckprofil
Ansichtsbreite 60 mm

Détail du montant
Profilé de recouvrement plat
Largeur de face 60 mm

Detail of mullion
Flat cover cap
Width 60 mm

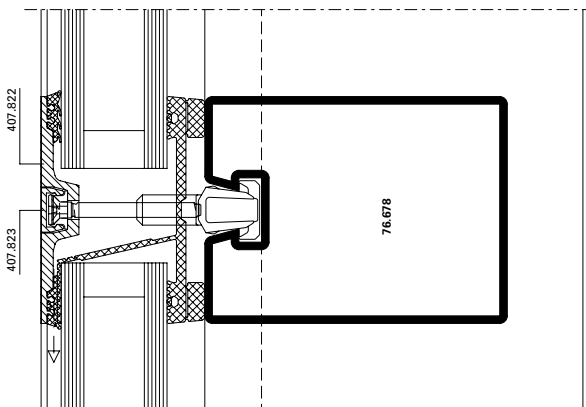


DXF **DWG** *D-610-C-011*

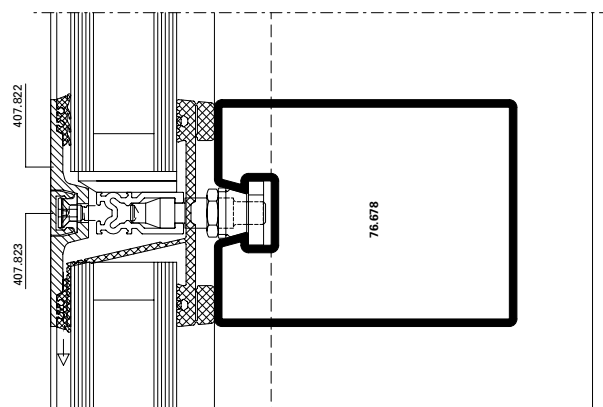
Riegel-Detail
Flaches Deckprofil
Ansichtsbreite 60 mm

Détail de la traverse
Profilé de recouvrement plat
Largeur de face 60 mm

Detail of transom
Flat cover cap
Width 60 mm



DXF **DWG** *D-610-C-012*



DXF **DWG** *D-610-C-013*

Schnittpunkte im Masstab 1:2

Coupe de détails à l'échelle 1:2

Section details on scale 1:2

VISS Fassade

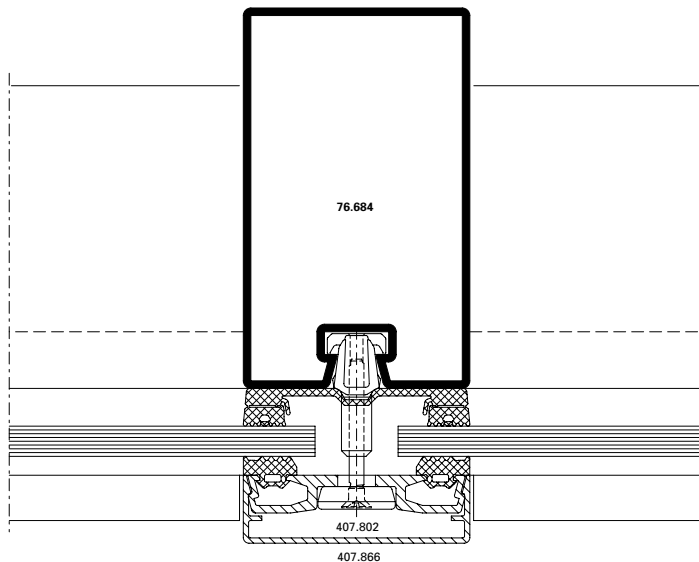
VISS façade

VISS façade

Pfosten-Detail
Einfachverglasung
Ansichtsbreite 60 mm

Détail du montant
Vitrage simple
Largeur de face 60 mm

Detail of mullion
Single glazing
Width 60 mm

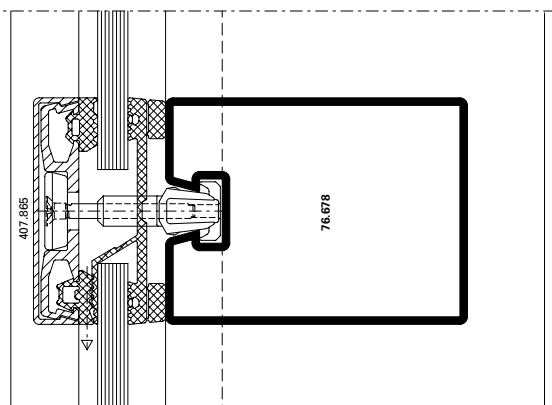


DXF **DWG** D-610-C-008

Riegel-Detail
Einfachverglasung
Ansichtsbreite 60 mm

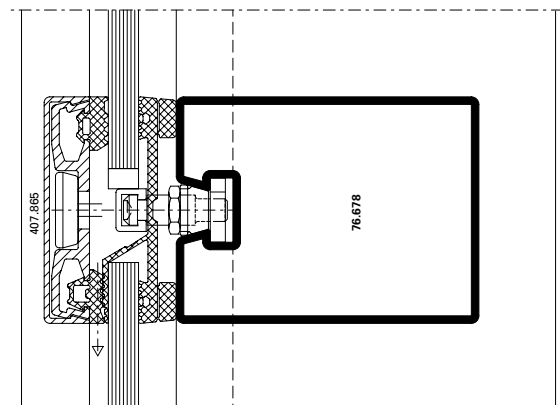
Détail de la traverse
Vitrage simple
Largeur de face 60 mm

Detail of transom
Single glazing
Width 60 mm



D-610-C-009

DXF **DWG**



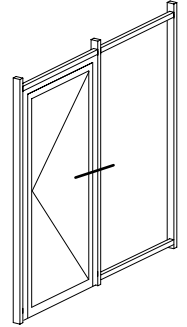
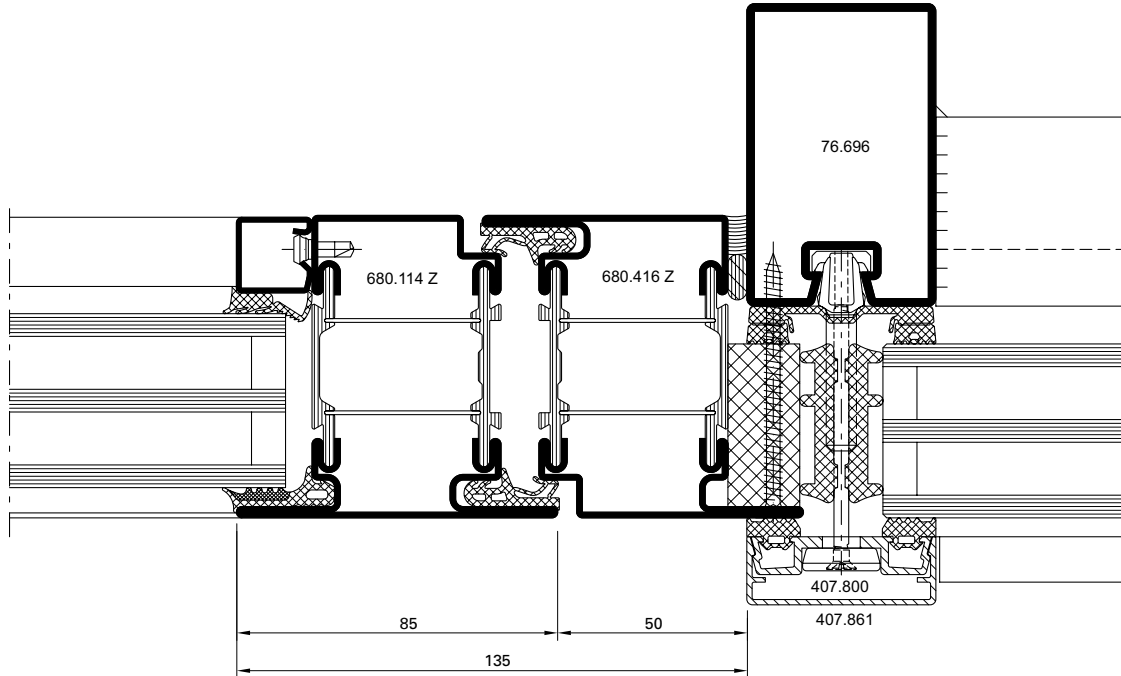
D-610-C-010

DXF **DWG**

Einsatzelement
 Janisol HI Türe

Élément de remplissage
 Porte Janisol HI

Infill element
 Janisol HI door



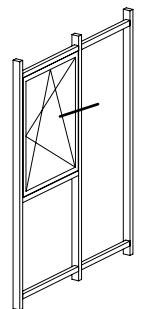
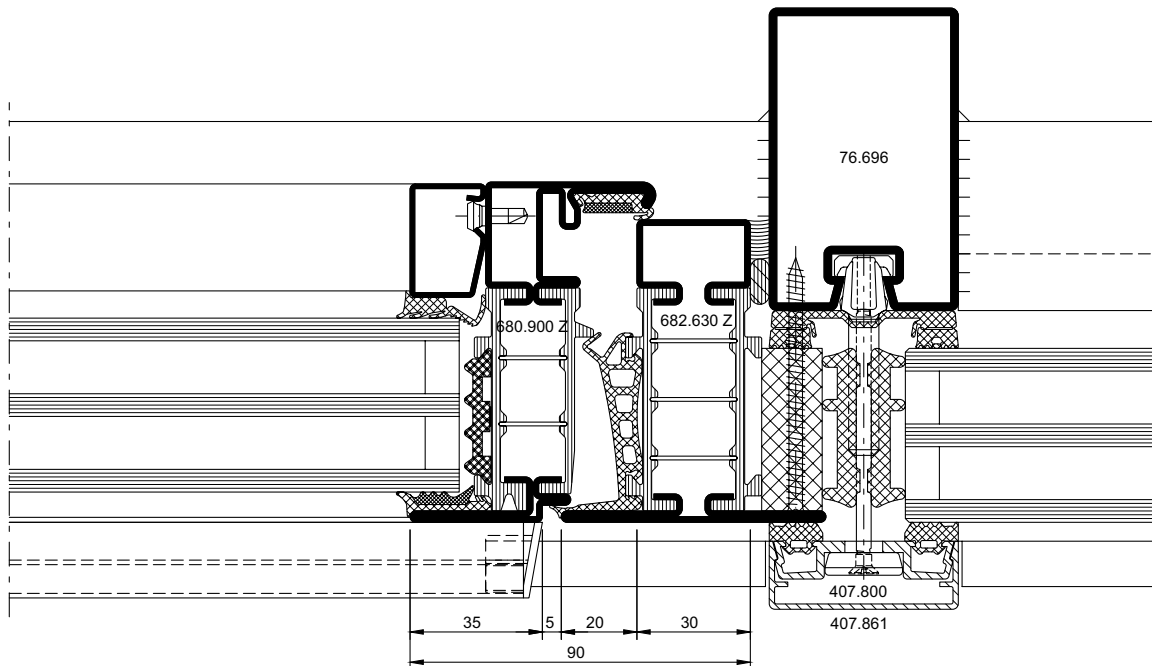
DXF DWG

D-160-A-012

Einsatzelement
 Janisol HI Fenster

Élément de remplissage
 Fenêtre Janisol HI

Infill element
 Janisol HI window



DXF DWG

D-161-A-022

* Bei grossen, schweren und/oder stark frequentierten Türanlagen ist eine zusätzliche Verschraubung im Bandbereich erforderlich.

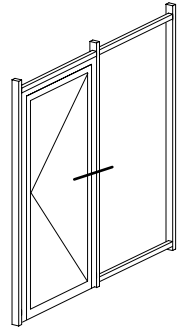
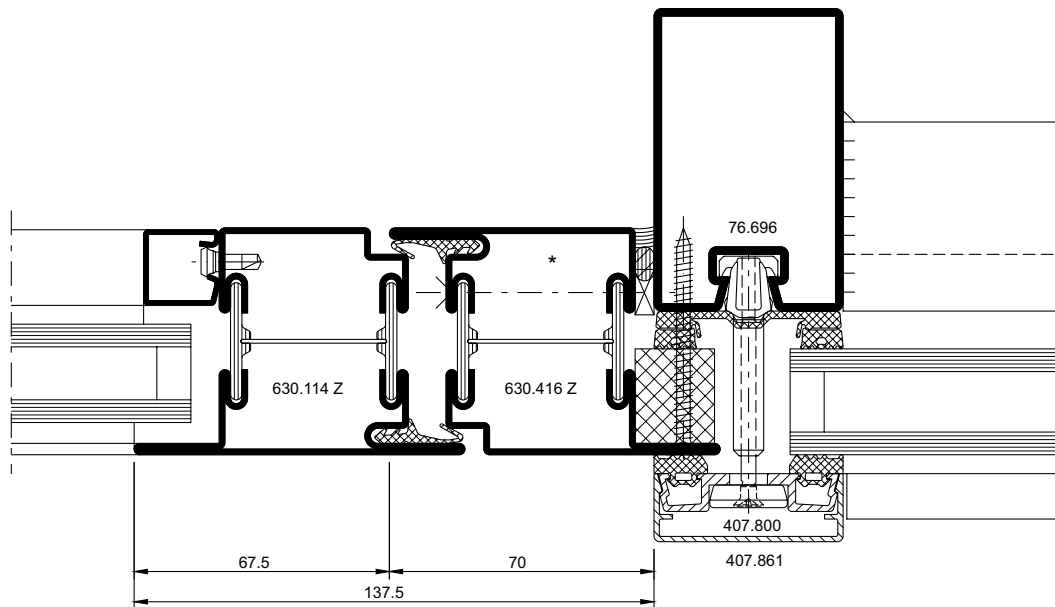
* Pour les portes lourdes de grandes dimensions et/ou fortement fréquentées, un vissage supplémentaire au niveau des paumelles est nécessaire.

* for large heavy and/or frequently used door systems, additional screw connections are required in the hinge area.

Einsatzelement
 Janisol Türe

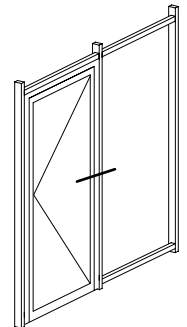
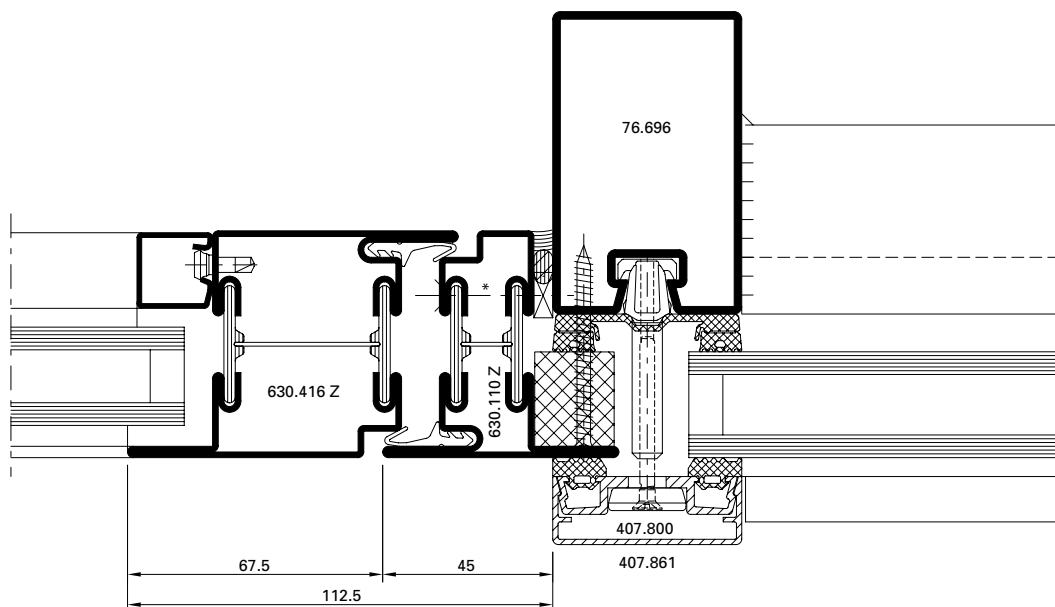
Élément de remplissage
 Porte Janisol

Infill element
 Janisol door



DXF DWG

D-510-K-015



DXF DWG

D-510-K-007

* Bei grossen, schweren und/oder stark frequentierten Türanlagen ist eine zusätzliche Verschraubung im Bandbereich erforderlich.

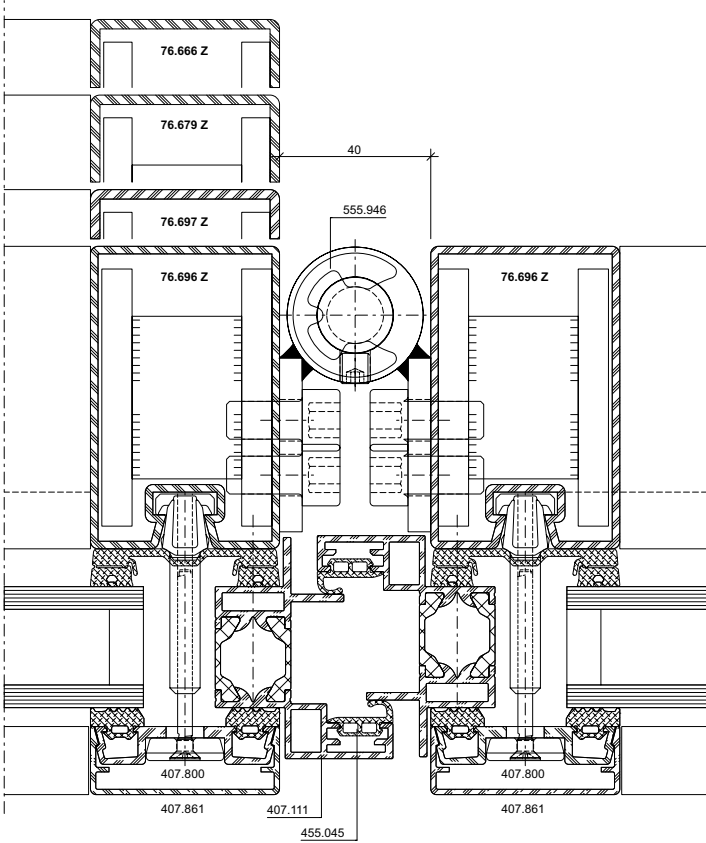
* Pour les portes lourdes de grandes dimensions et/ou fortement fréquentées, un vissage supplémentaire au niveau des paumelles est nécessaire.

* for large heavy and/or frequently used door systems, additional screw connections are required in the hinge area.

Einsatzelement
VISS Drehtüre

Élément de remplissage
Porte à la française VISS

Infill element
VISS side-hung door



DXF

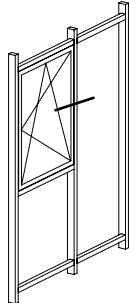
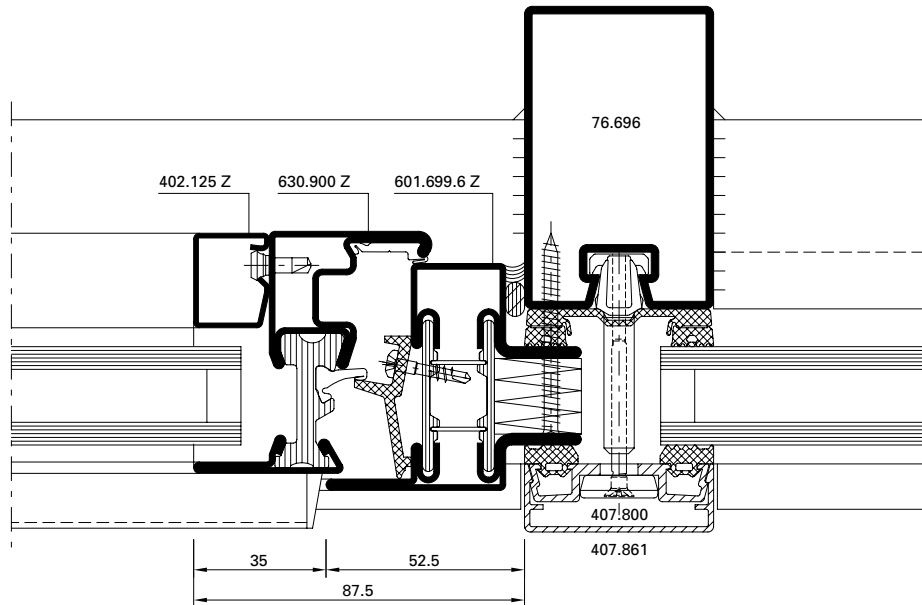
DWG

51-0208-C-001

Einsatzelement
 Fenster Janisol Primo

Elément de remplissage
 Fenêtre Janisol Primo

Infill element
 Janisol Primo window



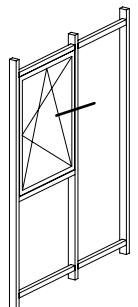
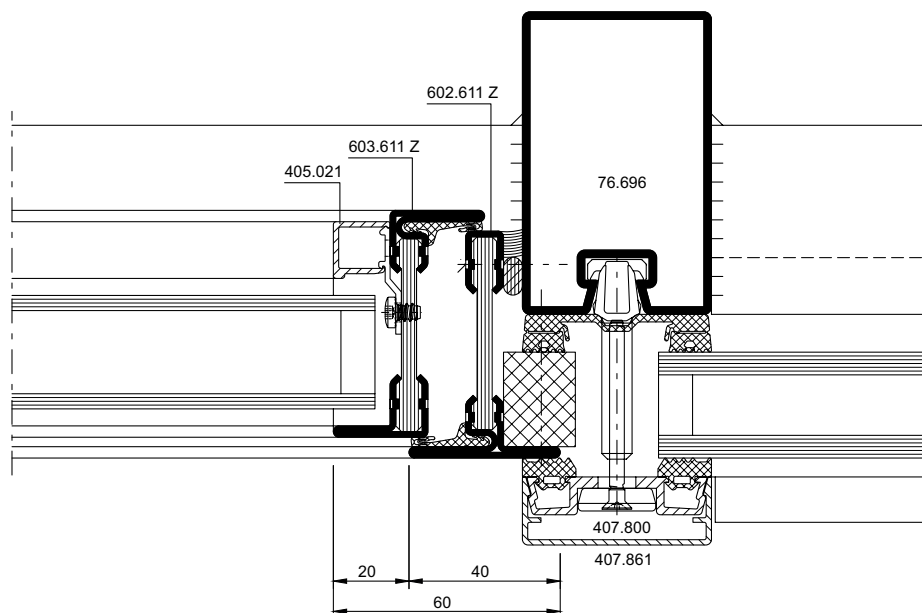
DXF **DWG**

D-510-K-001

Einsatzelement
 Janisol Arte

Elément de remplissage
 Janisol Arte

Infill element
 Janisol Arte



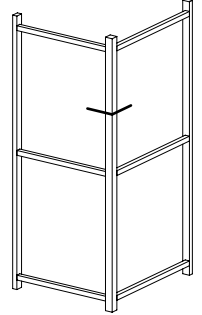
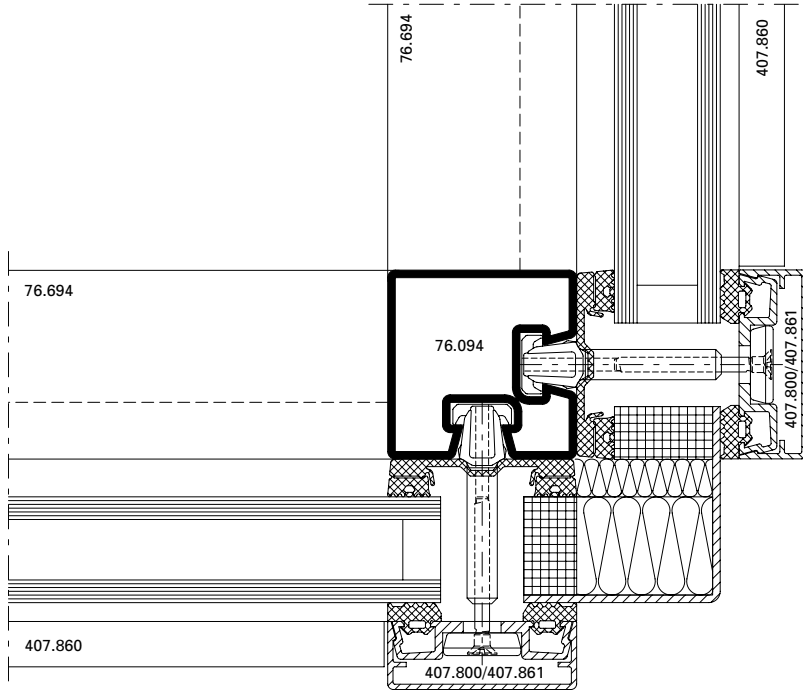
DXF **DWG**

D-510-K-016

Aussenecke 90°

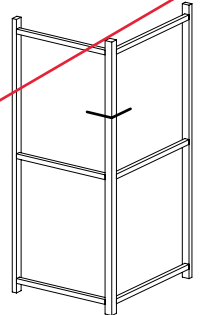
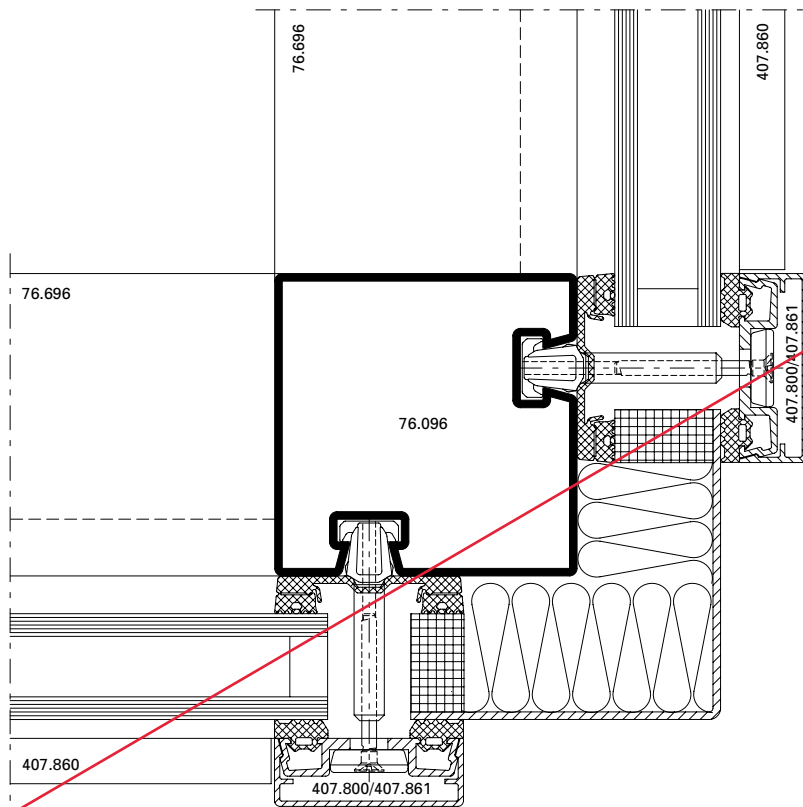
Angle extérieur 90°

Outer corner 90°



DXF DWG

D-510-K-011



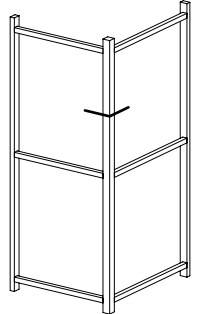
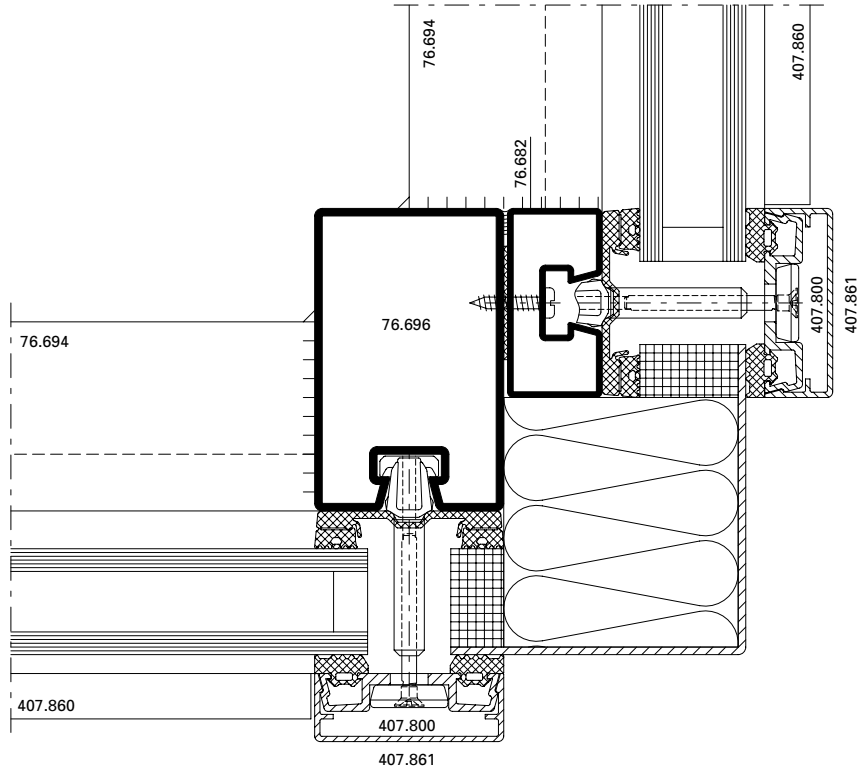
DXF DWG

D-510-K-012

Aussenecke 90°

Angle extérieur 90°

Outer corner 90°



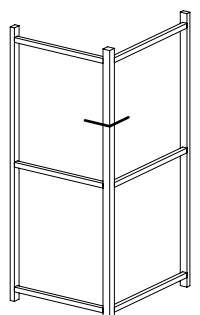
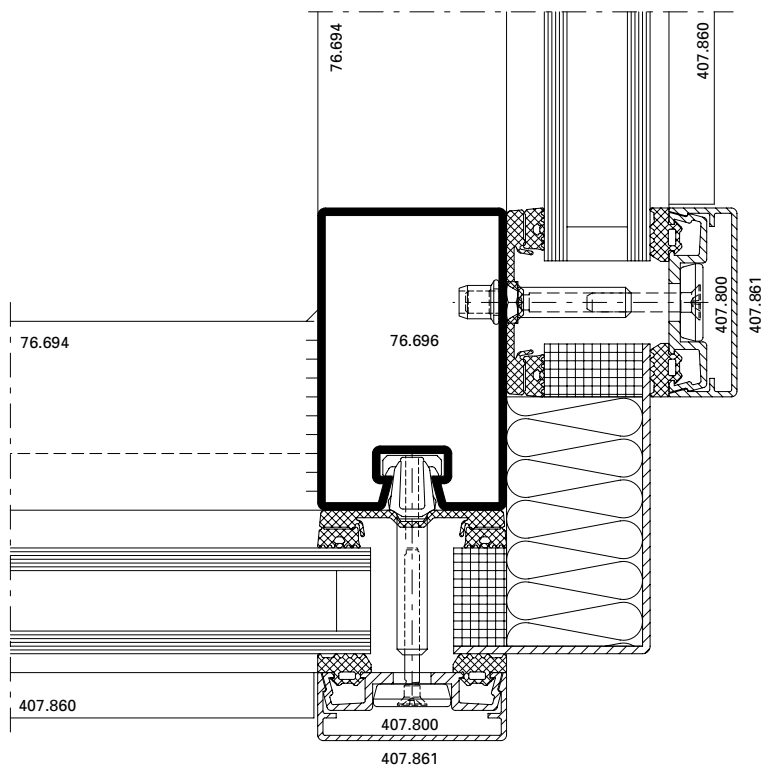
DXF DWG

D-510-K-005

Aussenecke 90°
 (Kombination mit VISS Basic)

Angle extérieur 90°
 (en combinaison avec VISS Basic)

Outer corner 90°
 (in combination with VISS Basic)



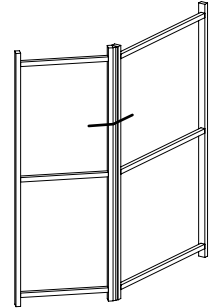
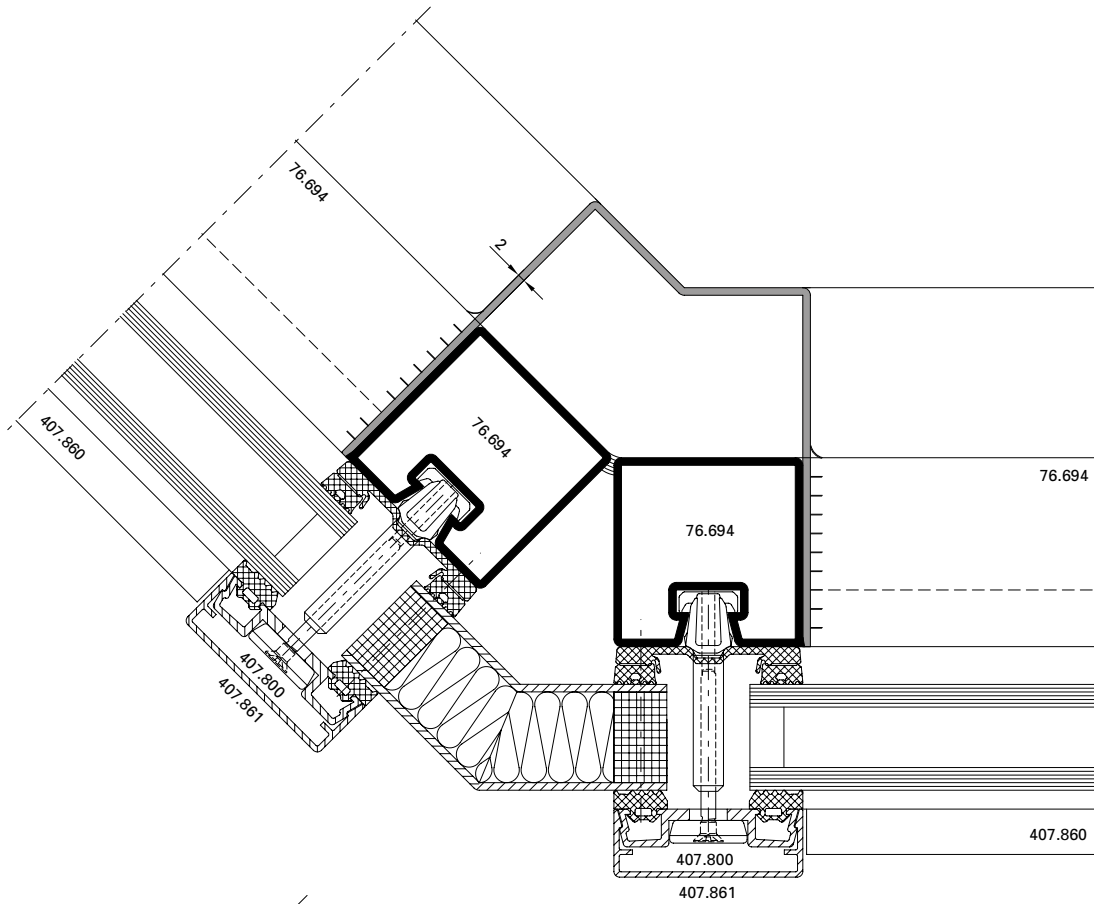
DXF DWG

D-510-K-010

Aussenecke 135°

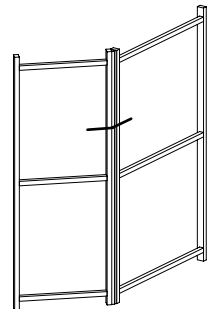
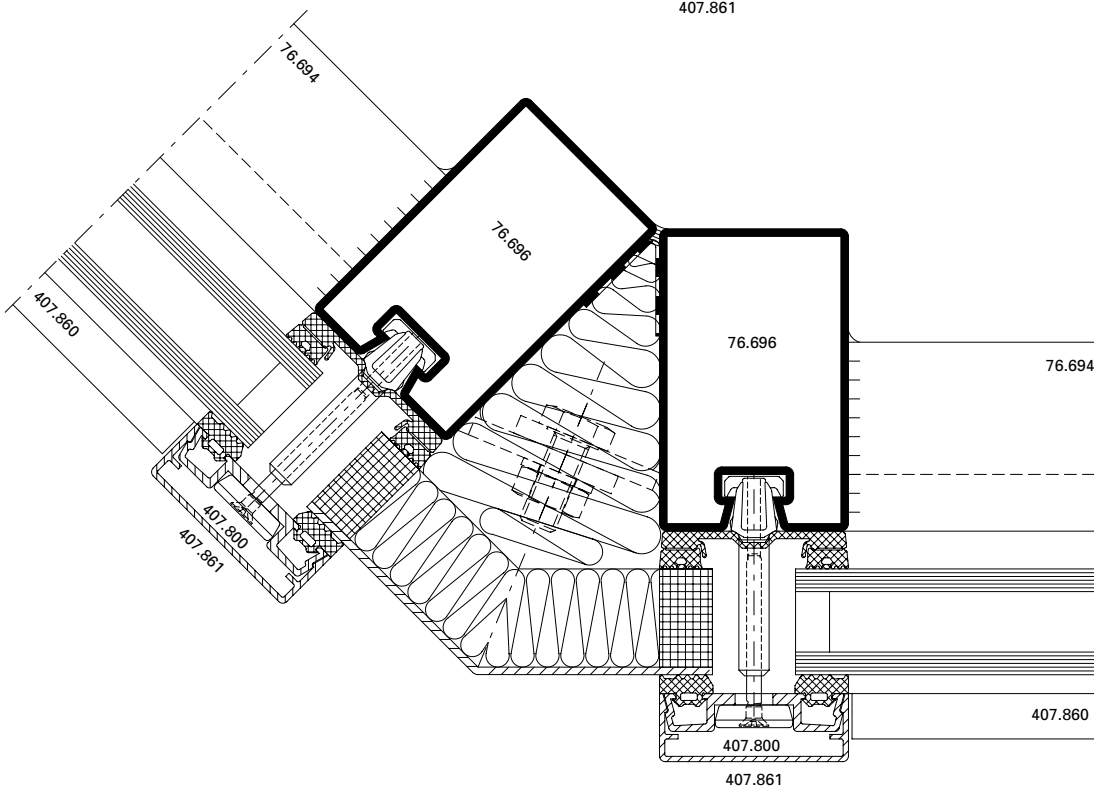
Angle extérieur 135°

Outer corner 135°



DXF DWG

D-510-K-003



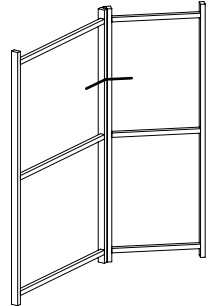
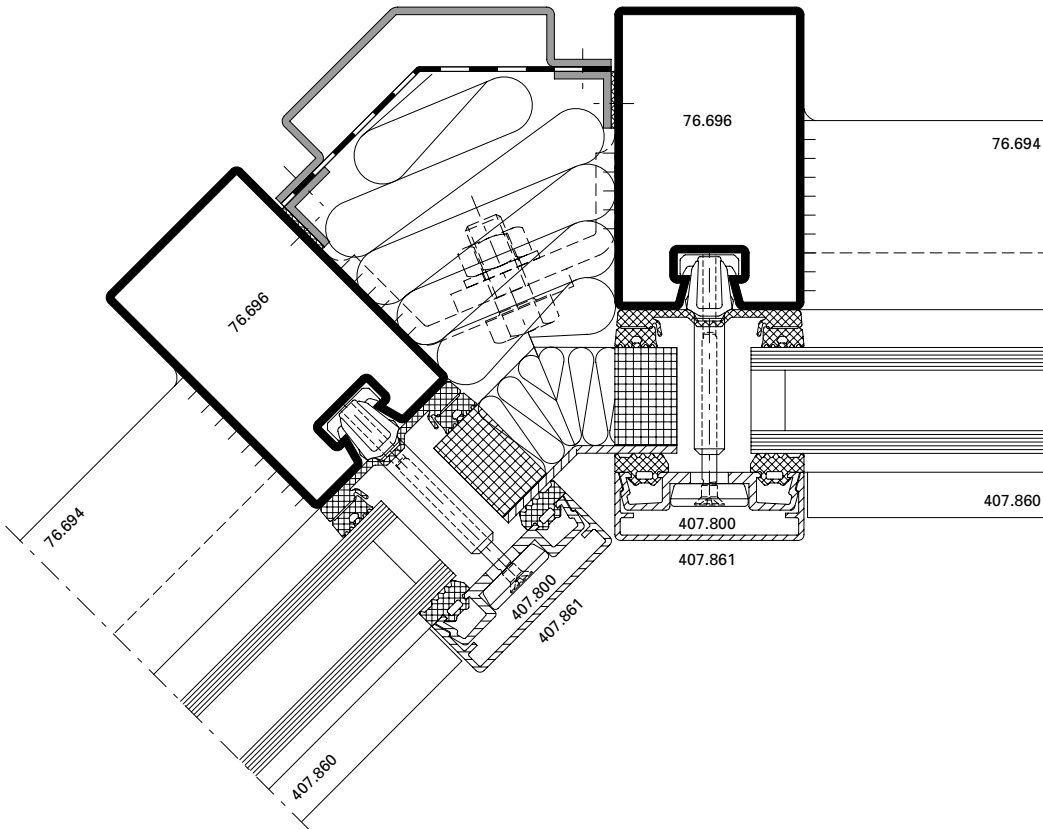
DXF DWG

D-510-K-004

Innenecke 135°

Angle intérieur 135°

Inner corner 135°

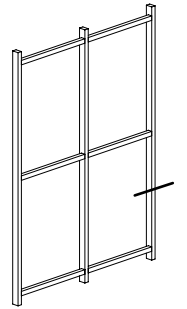
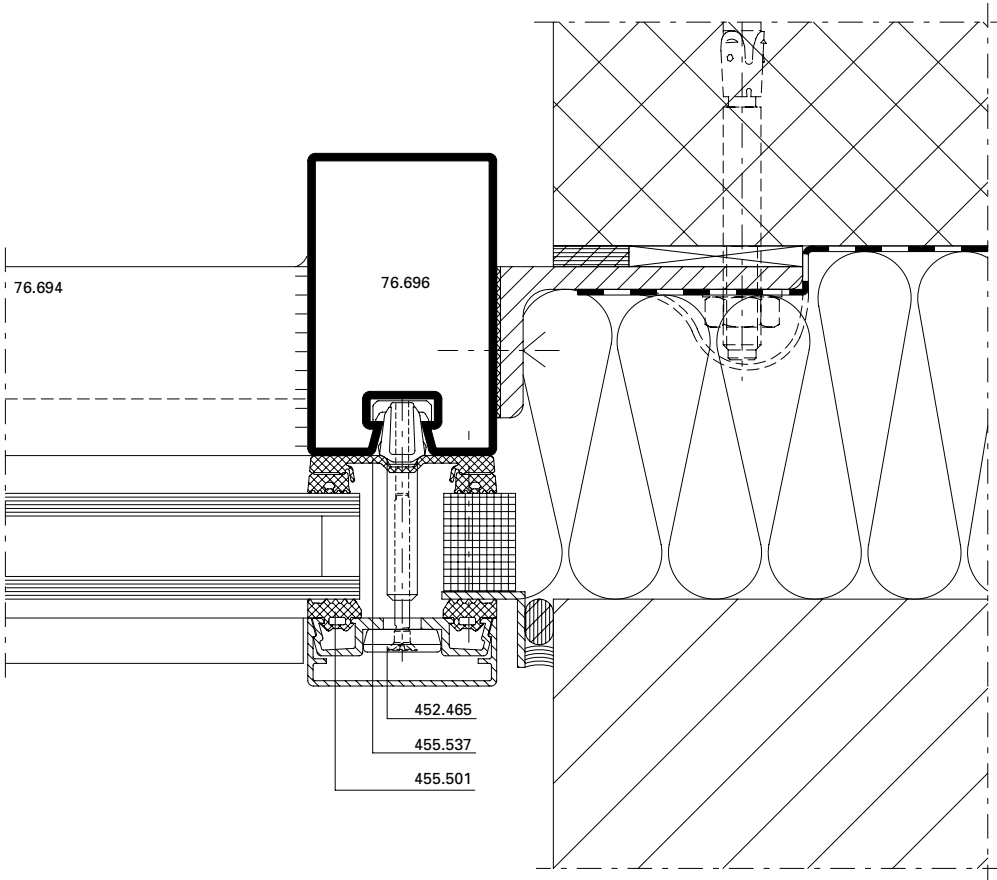


DXF DWG

D-510-K-009

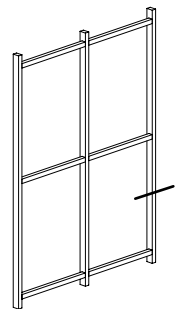
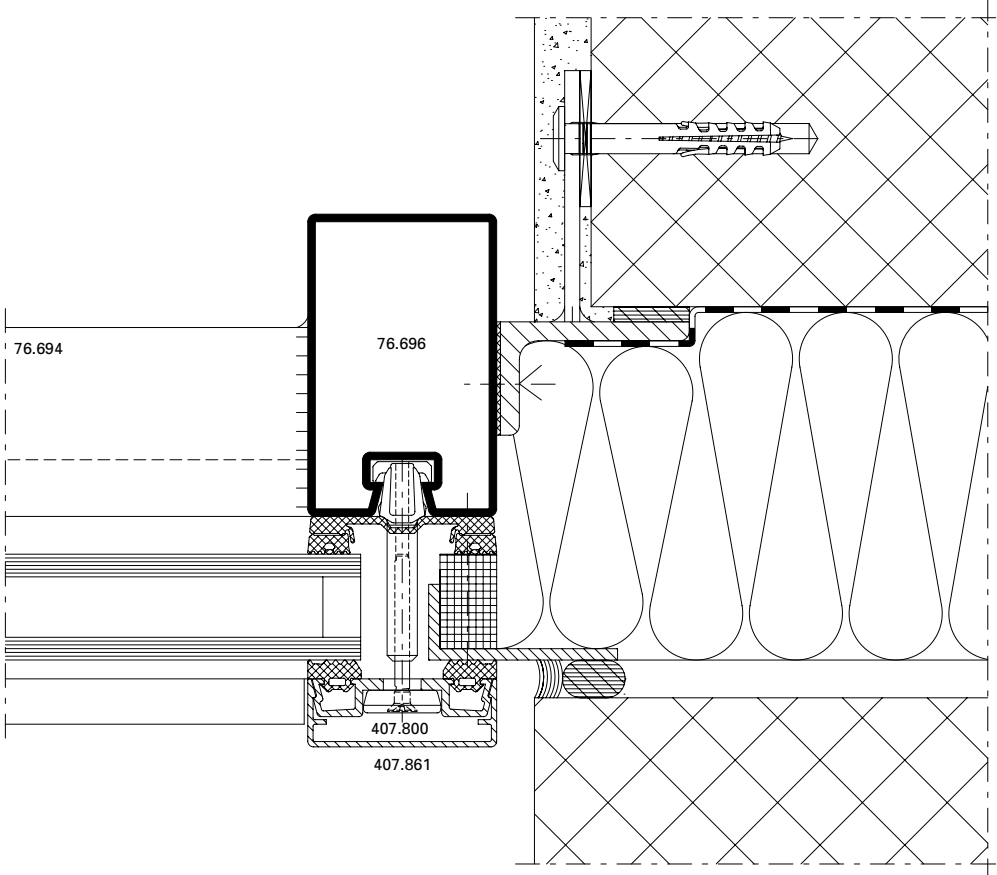
Anschlüsse am Bau im Massstab 1:2
Raccords au mur à l'échelle 1:2
Attachment to structure on scale 1:2

VISS Fassade
VISS façade
VISS façade



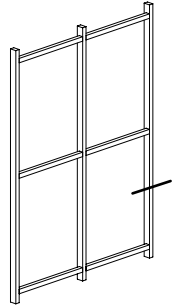
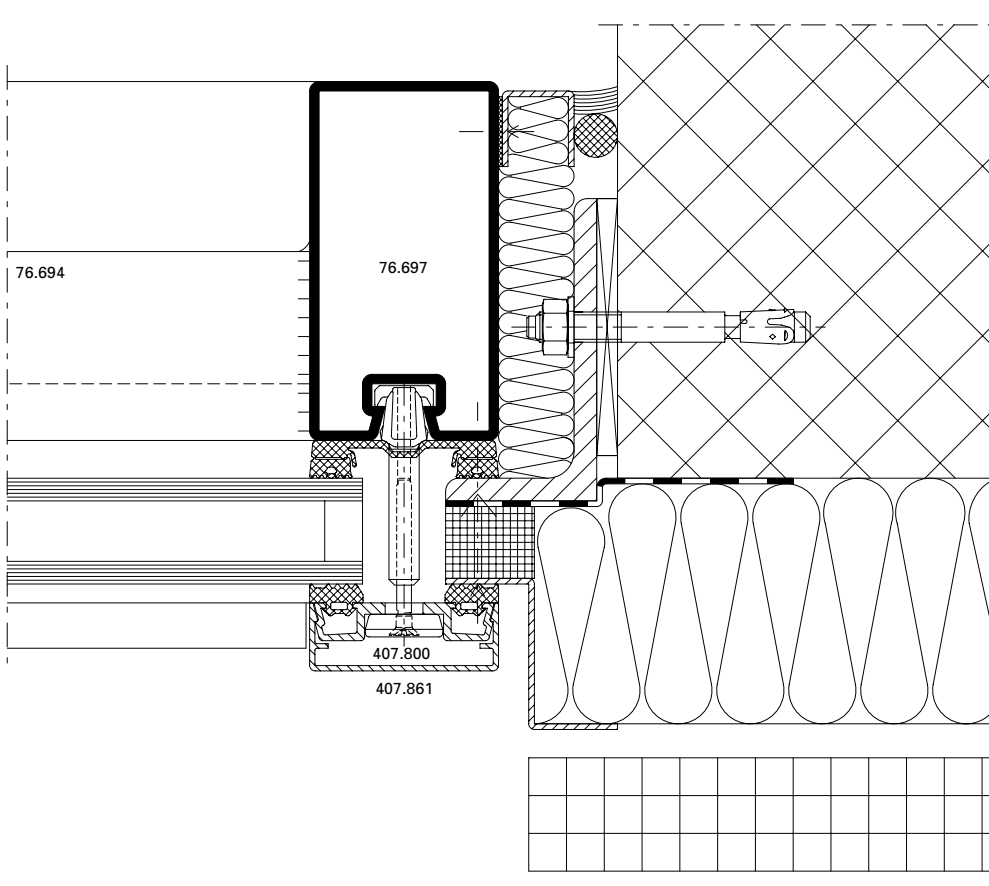
DXF DWG

D-510-A-001



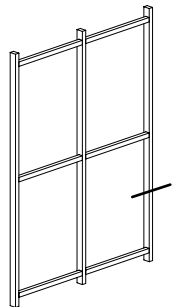
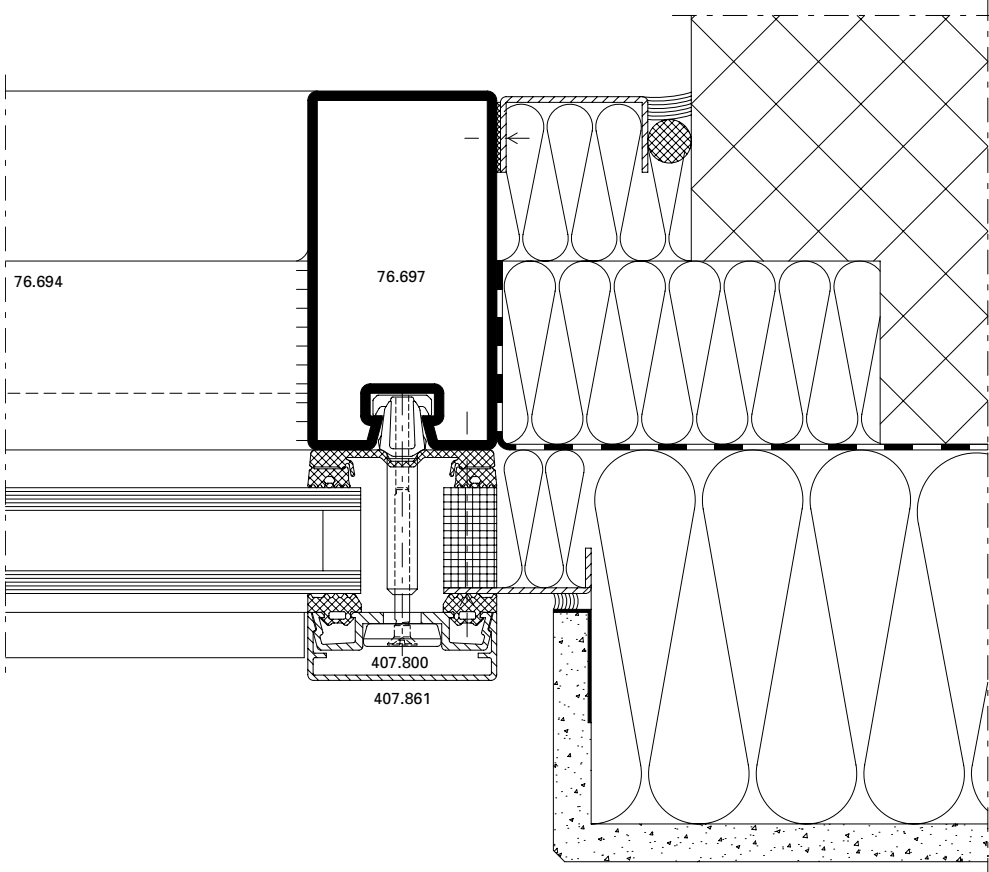
DXF DWG

D-510-A-002



DXF DWG

D-510-A-003

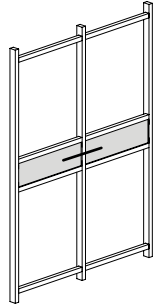
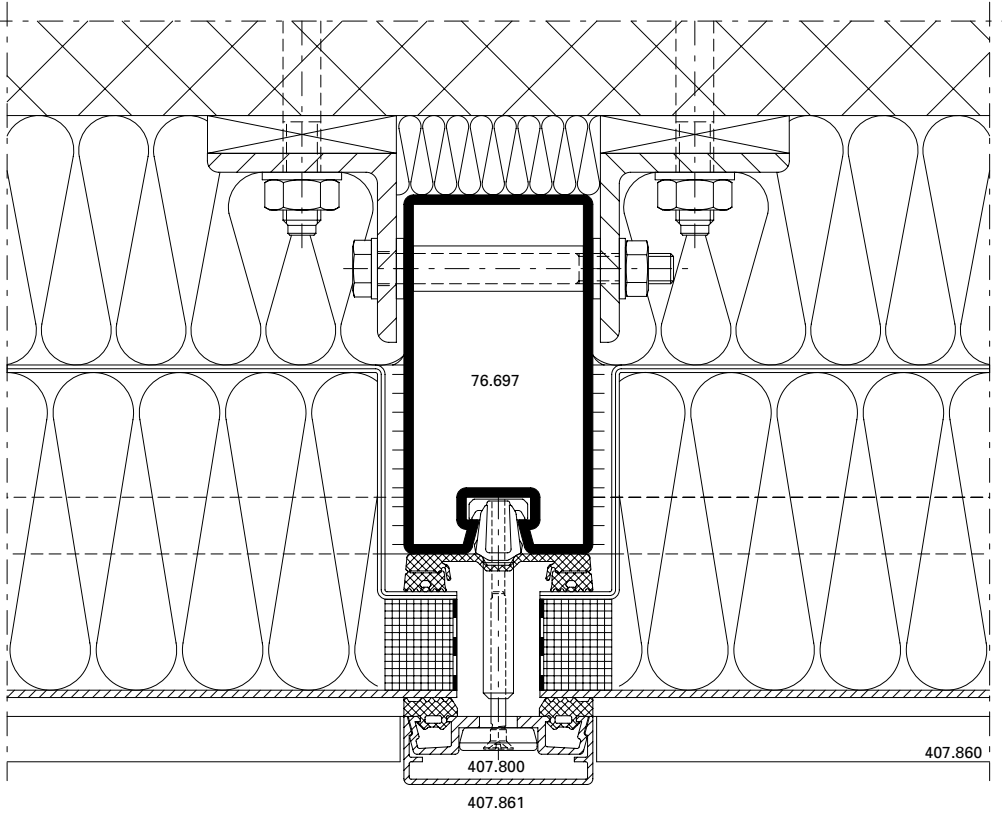


DXF DWG

D-510-A-004

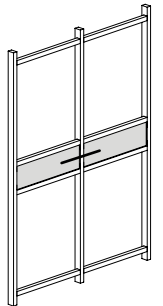
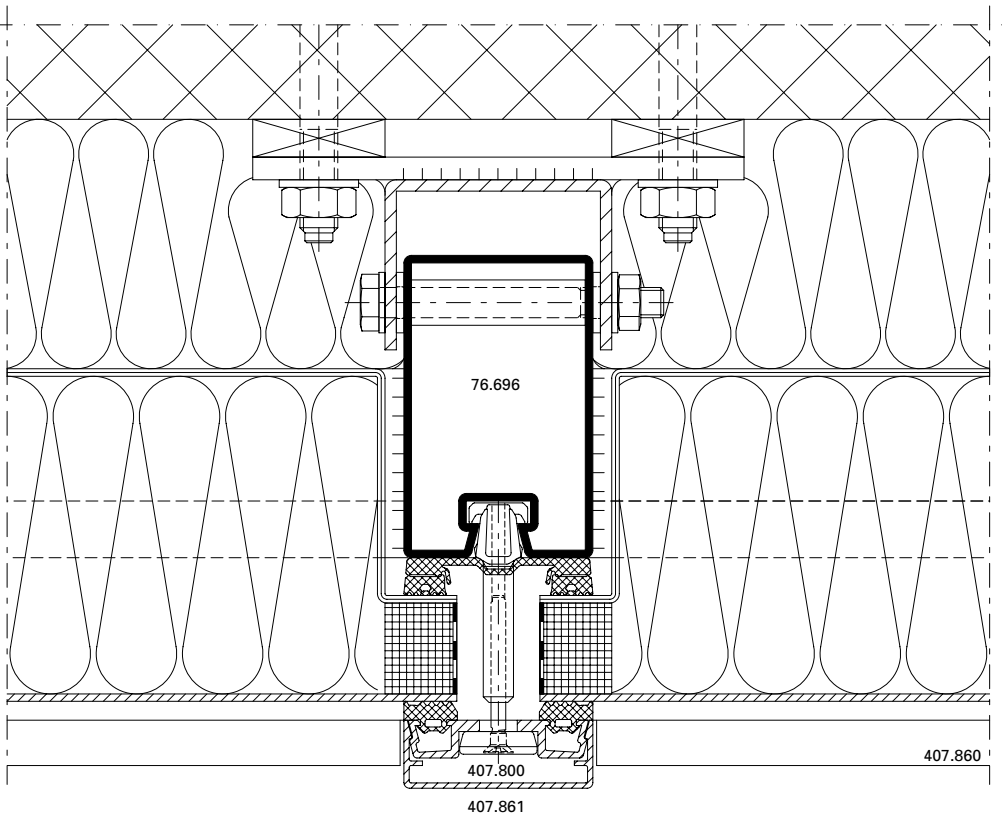
Anschlüsse am Bau im Massstab 1:2
Raccords au mur à l'échelle 1:2
Attachment to structure on scale 1:2

VISS Fassade
VISS façade
VISS façade



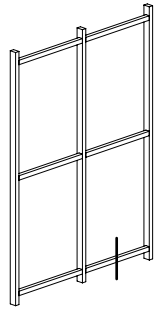
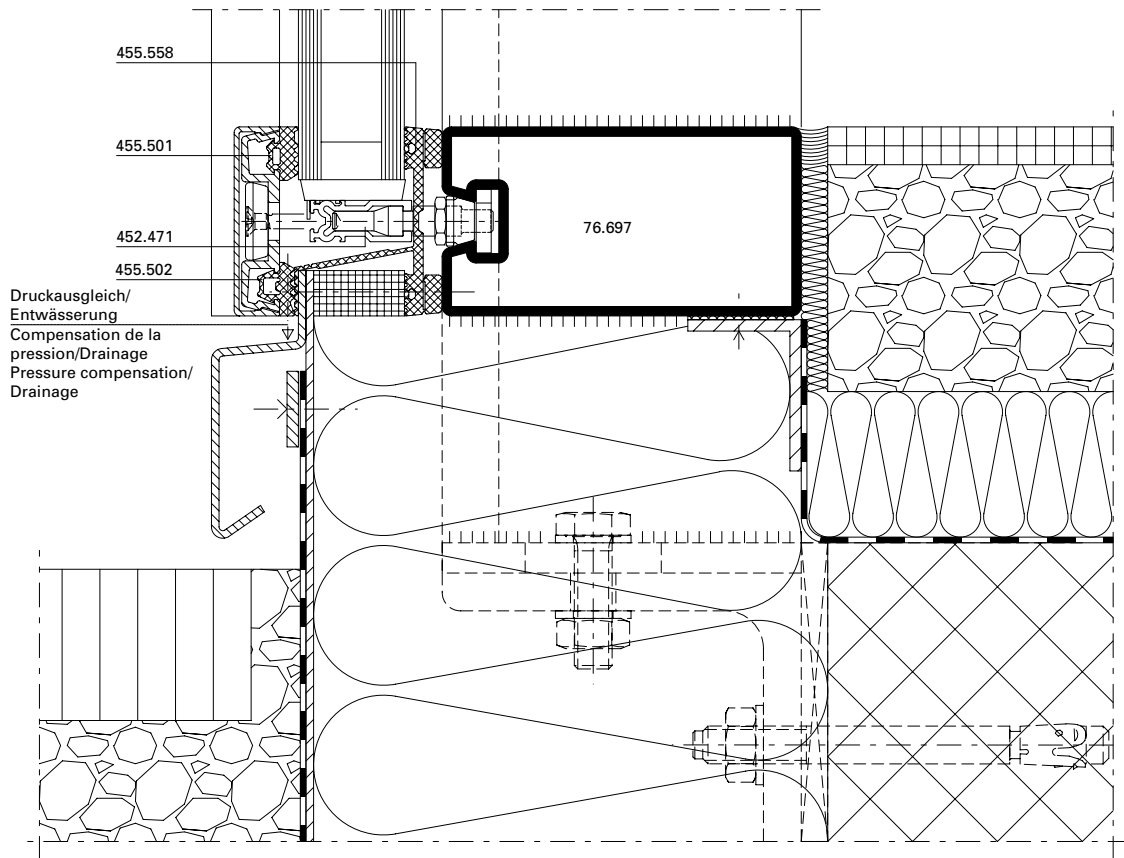
DXF DWG

D-510-A-005



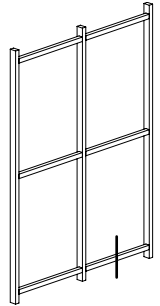
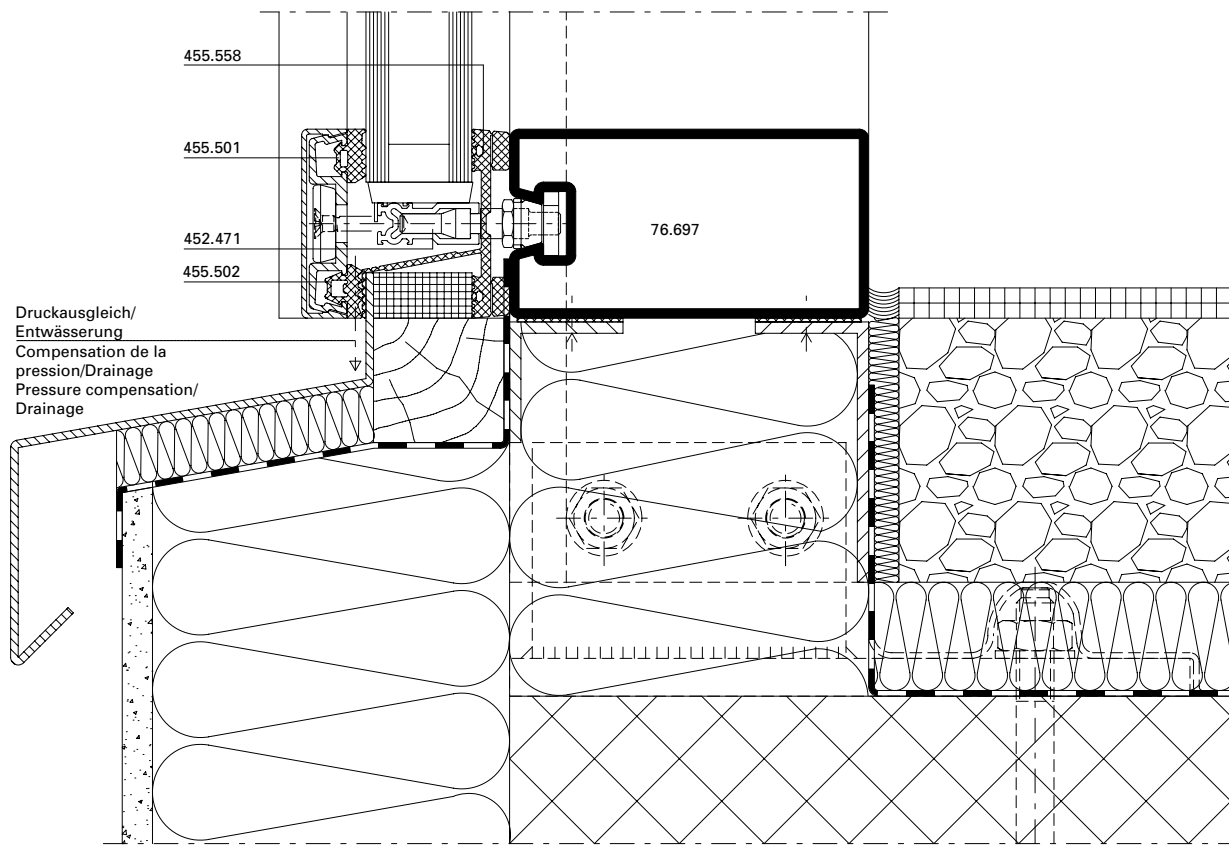
DXF DWG

D-510-A-006



DXF DWG

D-510-A-007

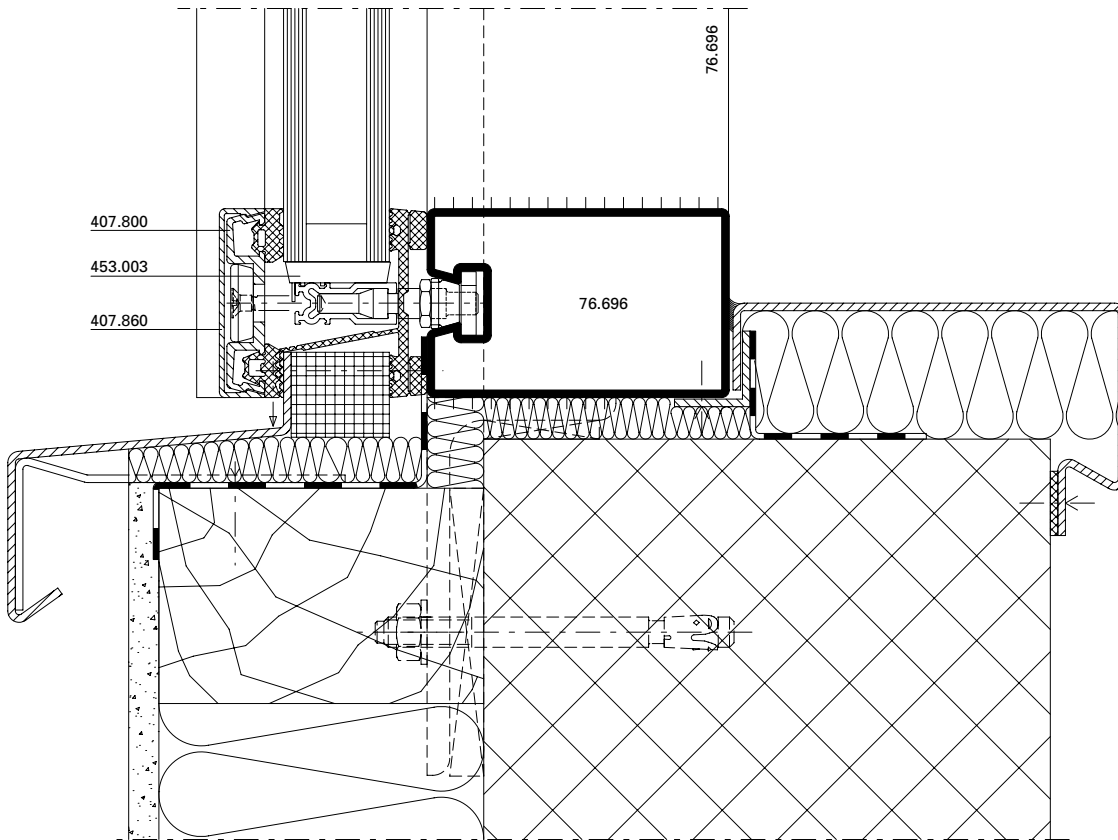


DXF DWG

D-510-A-008

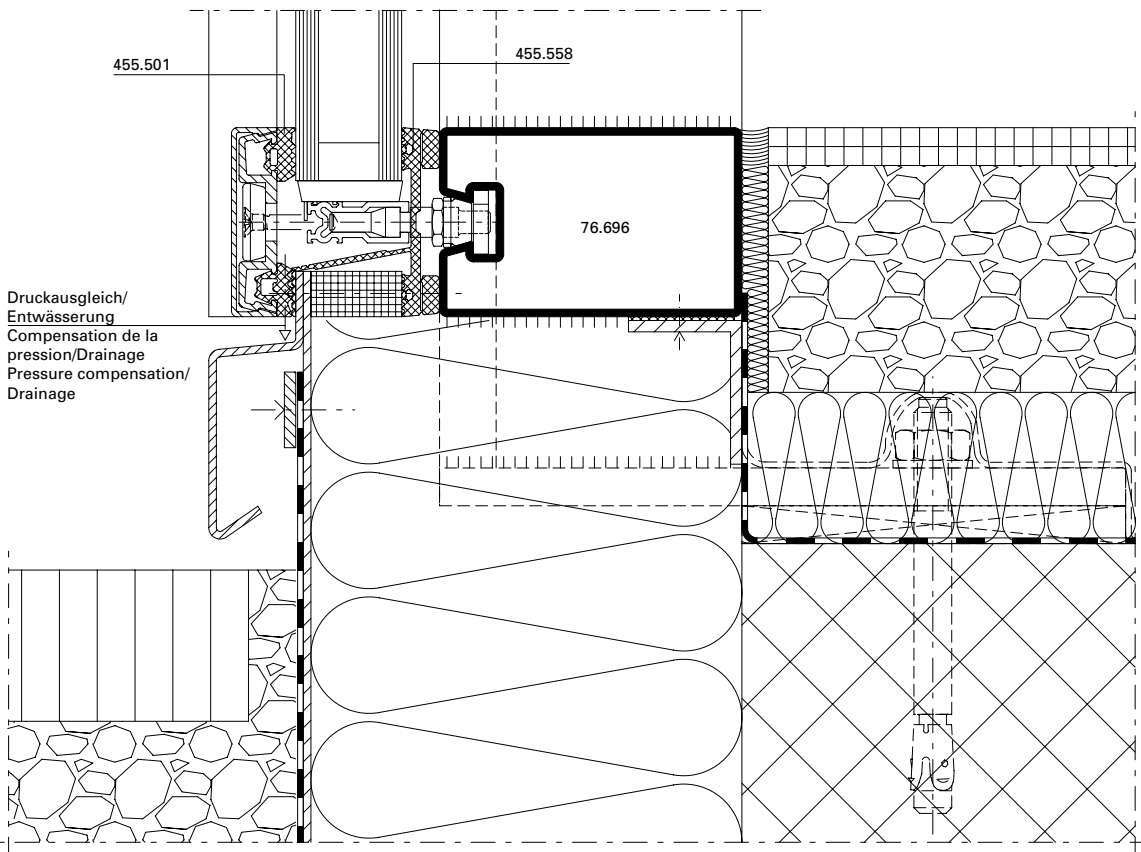
Anschlüsse am Bau im Massstab 1:2
Raccords au mur à l'échelle 1:2
Attachment to structure on scale 1:2

VISS Fassade
VISS façade
VISS façade



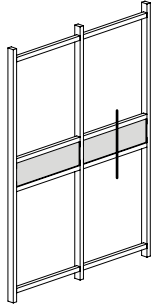
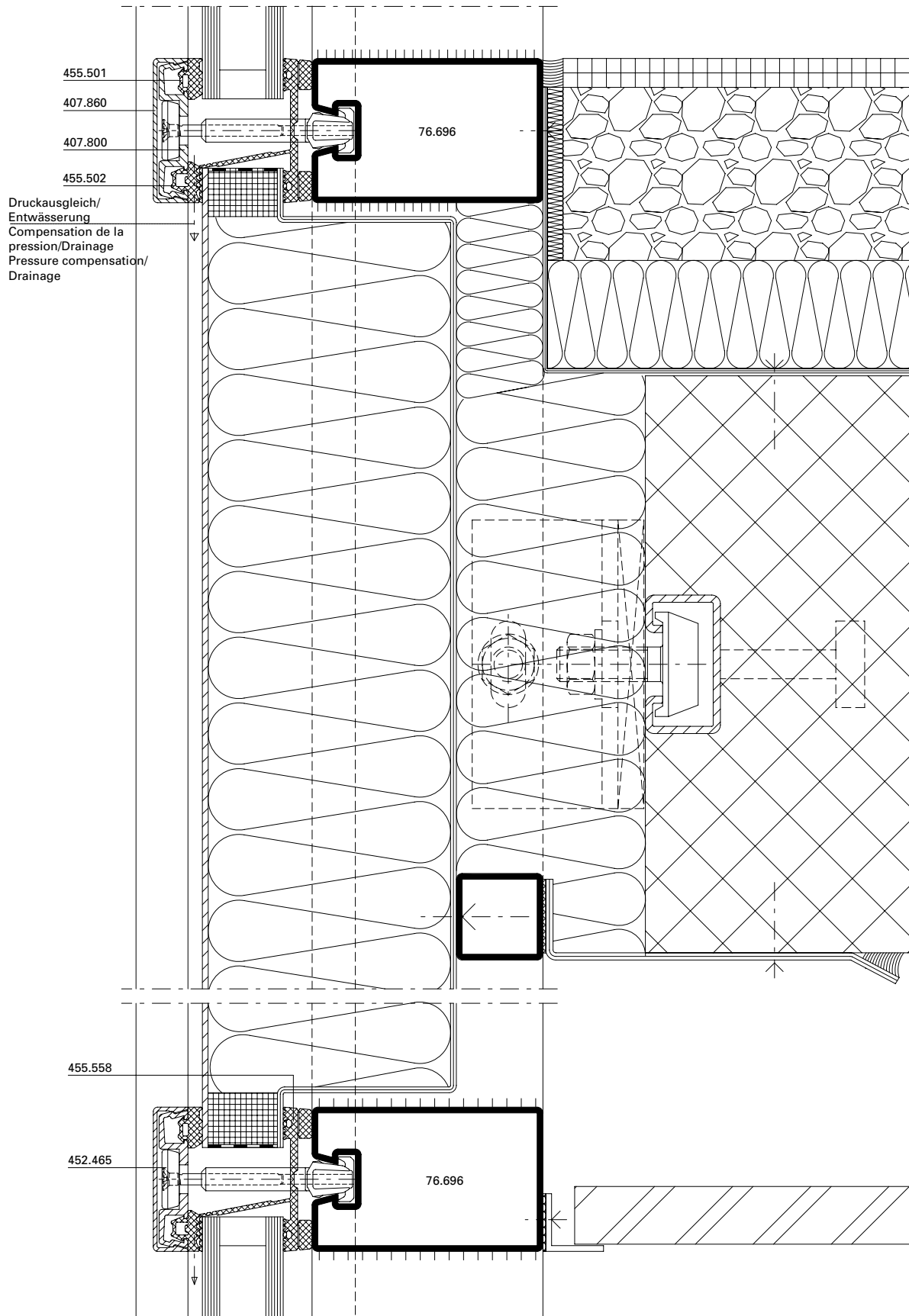
DXF DWG

D-510-A-009



DXF DWG

D-510-A-010

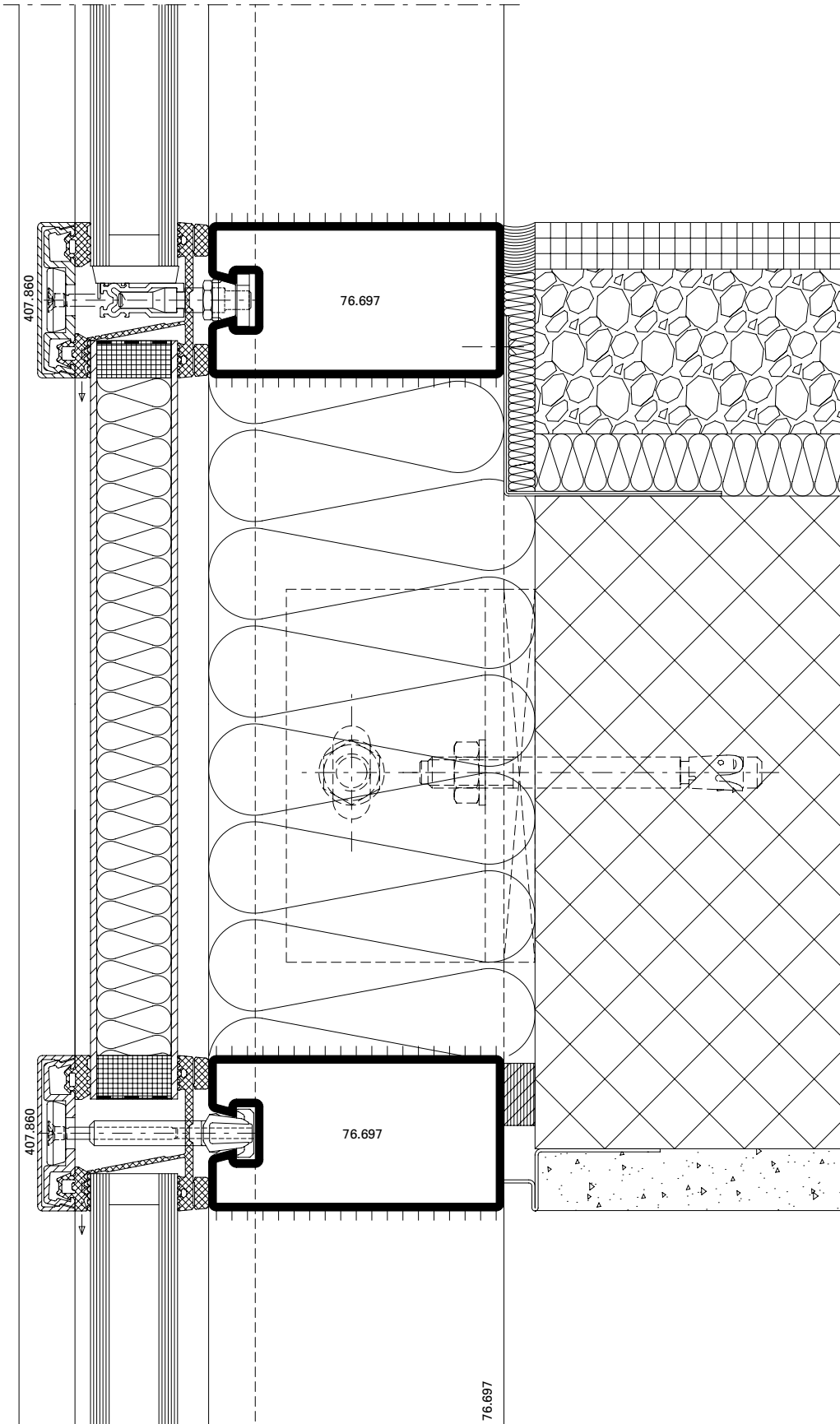


DXF DWG

D-510-A-011

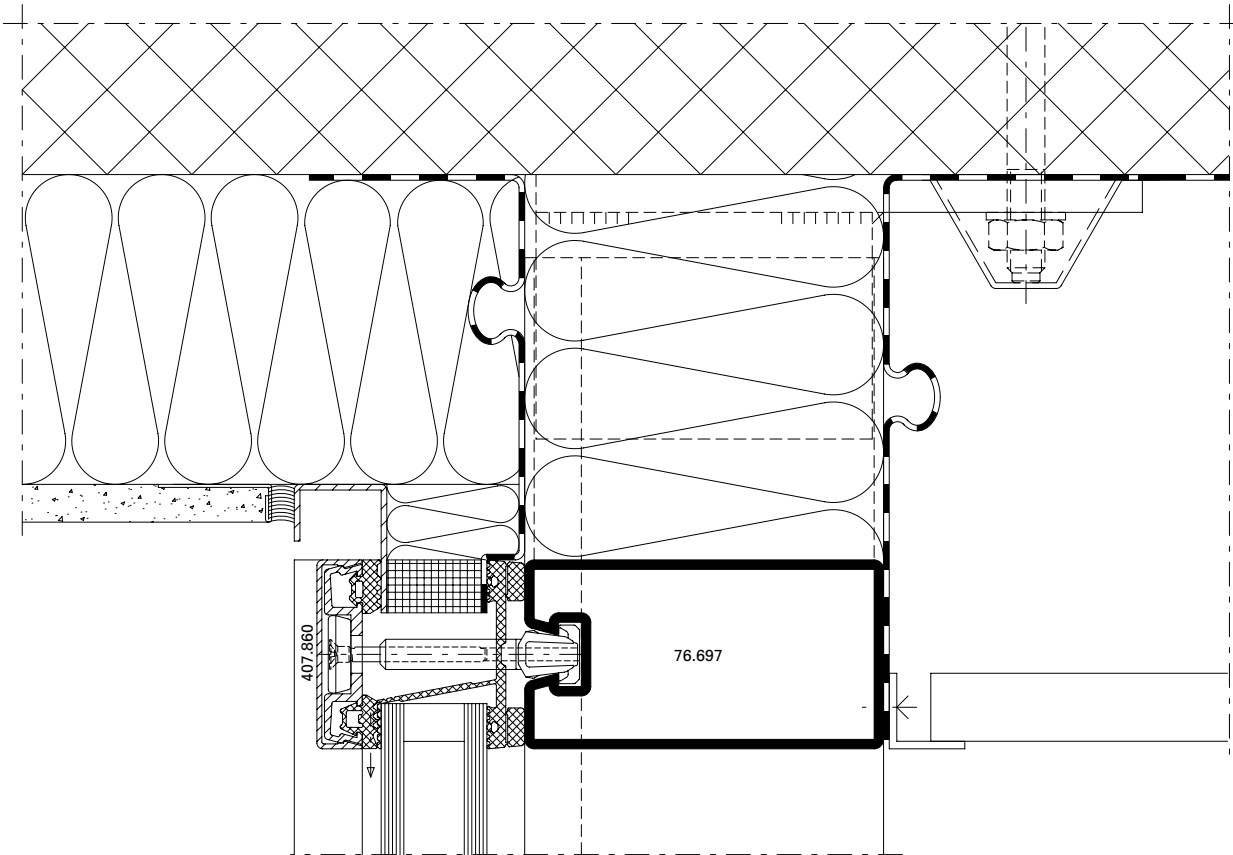
Anschlüsse am Bau im Masstab 1:2
Raccords au mur à l'échelle 1:2
Attachment to structure on scale 1:2

VISS Fassade
VISS façade
VISS façade



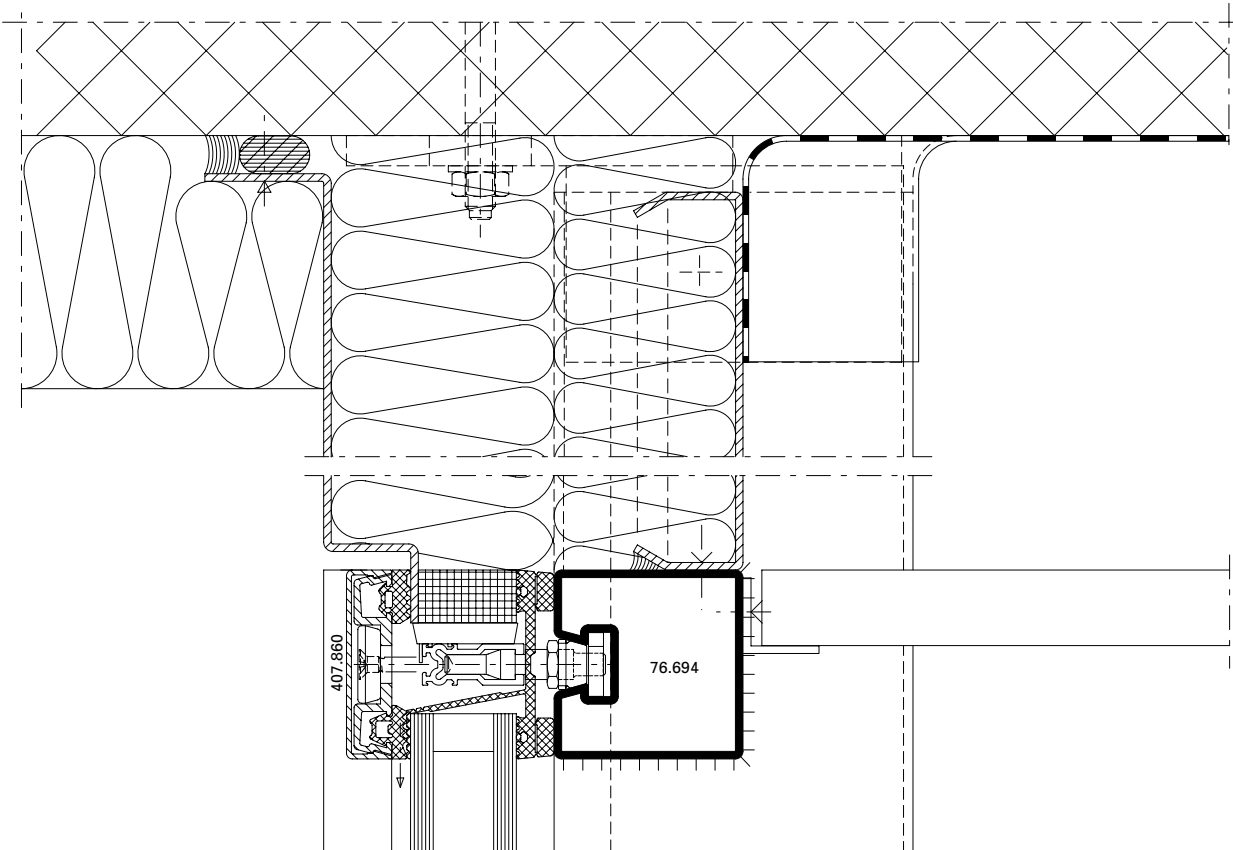
DXF DWG

D-510-A-012



DXF **DWG**

D-510-A-013

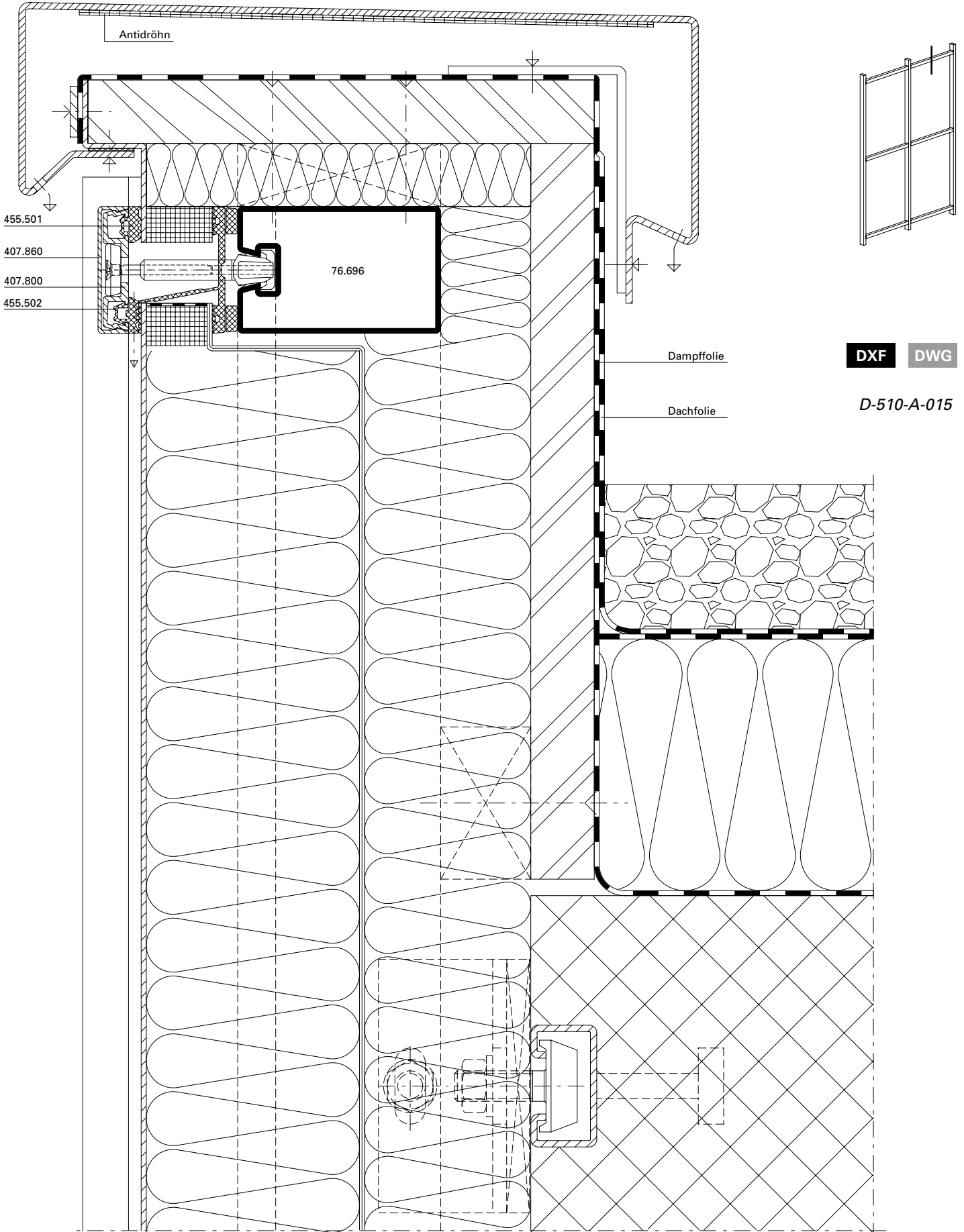


DXF **DWG**

D-510-A-014

Anschlüsse am Bau im Massstab 1:2
Raccords au mur à l'échelle 1:2
Attachment to structure on scale 1:2

VISS Fassade
VISS façade
VISS façade



System-Hinweise

Remarques concernant les systèmes

System instructions

VISS Fassade

VISS façade

VISS façade

**VISS HI 50 mm
mit Dämmprofil**

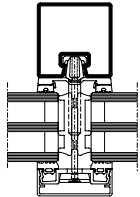
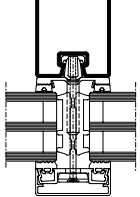
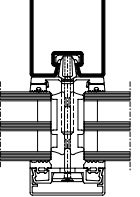
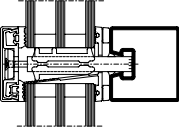
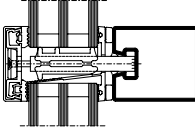
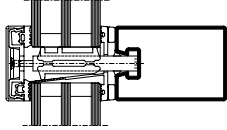
U_f-Werte nach EN 10077-2

**VISS HI 50 mm
avec gaine isolante**

Valeurs U_f selon EN 10077-2

**VISS HI 50 mm
with insulating core**

U_f values according to 10077-2

						
Glas Verre Glass	Pfosten 50/50 Montant 50/50 Mullion 50/50	Pfosten 50/120 Montant 50/129 Mullion 50/120	Pfosten 50/140 Montant 50/140 Mullion 50/140	Riegel 50/50 Traverse 50/50 Transom 50/50	Riegel 50/120 Traverse 50/120 Transom 50/120	Riegel 50/140 Traverse 50/140 Transom 50/140
30 mm	0,94 W/m²K	0,96 W/m²K	0,97 W/m²K	1,0 W/m²K	1,0 W/m²K	1,0 W/m²K
40 mm	0,77 W/m²K	0,79 W/m²K	0,79 W/m²K	0,85 W/m²K	0,86 W/m²K	0,86 W/m²K
50 mm	0,64 W/m²K	0,65 W/m²K	0,65 W/m²K	0,73 W/m²K	0,74 W/m²K	0,74 W/m²K
60 mm	0,58 W/m²K	0,59 W/m²K	0,59 W/m²K	0,65 W/m²K	0,66 W/m²K	0,66 W/m²K
70 mm	0,53 W/m²K	0,53 W/m²K	0,53 W/m²K	0,60 W/m²K	0,60 W/m²K	0,60 W/m²K

Der Einfluss der Schrauben-
befestigung in Höhe von 0.14 W/m²K
ist berücksichtigt.

L'influence de la fixation à vis de
0.14 W/m²K est prise en compte.

The 0.14 W/m²K influence of the
screw fixing is taken into account.

System-Hinweise

Remarques concernant les systèmes

System instructions

VISS Fassade

VISS façade

VISS façade

**VISS HI 60 mm
mit Dämmprofil**

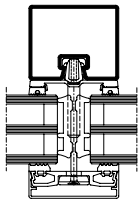
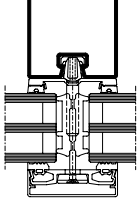
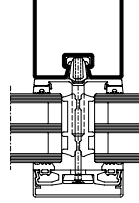
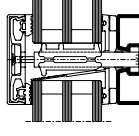
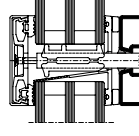
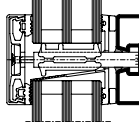
U_f-Werte nach EN 10077-2

**VISS HI 60 mm
avec gaine isolante**

Valeurs U_f selon EN 10077-2

**VISS HI 60 mm
with insulating core**

U_f values according to 10077-2

						
Glas Verre Glass	Pfofen 60/50 Montant 60/50 Mullion 60/50	Pfofen 60/100 Montant 60/100 Mullion 60/100	Pfofen 60/150 Montant 60/150 Mullion 60/150	Riegel 60/50 Traverse 60/50 Transom 60/50	Riegel 60/100 Traverse 60/100 Transom 60/100	Riegel 60/150 Traverse 60/150 Transom 60/150
30 mm	0,92 W/m²K	0,94 W/m²K	0,95 W/m²K	0,97 W/m²K	0,98 W/m²K	0,99 W/m²K
40 mm	0,75 W/m²K	0,76 W/m²K	0,76 W/m²K	0,82 W/m²K	0,84 W/m²K	0,84 W/m²K
50 mm	0,62 W/m²K	0,63 W/m²K	0,63 W/m²K	0,70 W/m²K	0,71 W/m²K	0,72 W/m²K
60 mm	0,55 W/m²K	0,56 W/m²K	0,56 W/m²K	0,63 W/m²K	0,64 W/m²K	0,64 W/m²K
70 mm	0,50 W/m²K	0,50 W/m²K	0,51 W/m²K	0,58 W/m²K	0,59 W/m²K	0,59 W/m²K

	76.140 Pfofen 60/180 Montant 60/180 Mullion 60/180	76.141 Pfofen 60/220 Montant 60/220 Mullion 60/220	76.142 Pfofen 60/280 Montant 60/280 Mullion 60/280	76.140 Riegel 60/180 Traverse 60/180 Transom 60/180	76.141 Riegel 60/220 Traverse 60/220 Transom 60/220	76.142 Riegel 60/280 Traverse 60/280 Transom 60/280
50 mm	0,63 W/m²K	0,64 W/m²K	0,64 W/m²K	0,72 W/m²K	0,72 W/m²K	0,72 W/m²K
70 mm	0,51 W/m²K	0,51 W/m²K	0,51 W/m²K	0,59 W/m²K	0,59 W/m²K	0,59 W/m²K

Der Einfluss der Schraubenbefestigung in Höhe von 0.14 W/m²K ist berücksichtigt.

L'influence de la fixation à vis de 0.14 W/m²K est prise en compte.

The 0.14 W/m²K influence of the screw fixing is taken into account.

System-Hinweise

Remarques concernant les systèmes

System instructions

VISS Fassade

VISS façade

VISS façade

**VISS HI 50 mm
mit Dämmprofil
Flaches Deckprofil**

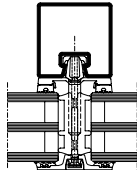
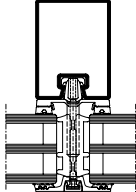
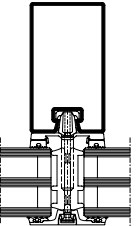
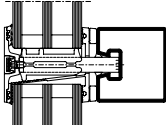
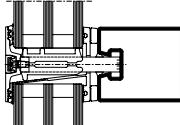
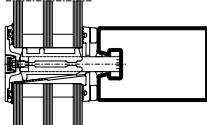
U_f-Werte nach EN 10077-2

**VISS HI 50 mm
avec gaine isolante
Profilé de recouvrement plat**

Valeurs U_f selon EN 10077-2

**VISS HI 50 mm
with insulating core
Flat cover cap**

U_f values according to 10077-2

						
Glas Verre Glass	Pfosten 50/50 Montant 50/50 Mullion 50/50	Pfosten 50/95 Montant 50/95 Mullion 50/95	Pfosten 50/140 Montant 50/140 Mullion 50/140	Riegel 50/50 Traverse 50/50 Transom 50/50	Riegel 50/95 Traverse 50/95 Transom 50/95	Riegel 50/140 Traverse 50/140 Transom 50/140
30 mm						
40 mm	0,84 W/m²K	0,87 W/m²K	0,86 W/m²K	0,92 W/m²K	0,94 W/m²K	0,94 W/m²K
50 mm	0,69 W/m²K	0,70 W/m²K	0,71 W/m²K	0,79 W/m²K	0,80 W/m²K	0,80 W/m²K
60 mm	0,62 W/m²K	0,63 W/m²K	0,63 W/m²K	0,69 W/m²K	0,70 W/m²K	0,70 W/m²K
70 mm	0,55 W/m²K	0,56 W/m²K	0,56 W/m²K	0,63 W/m²K	0,63 W/m²K	0,63 W/m²K

**Der Einfluss der Schrauben-
befestigung in Höhe von 0.14 W/m²K
ist berücksichtigt.**

**L'influence de la fixation à vis de
0.14 W/m²K est prise en compte.**

**The 0.14 W/m²K influence of the
screw fixing is taken into account.**

System-Hinweise

Remarques concernant les systèmes

System instructions

VISS Fassade

VISS façade

VISS façade

**VISS HI 60 mm
mit Dämmprofil
Flaches Deckprofil**

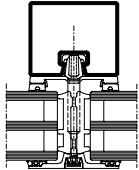
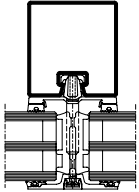
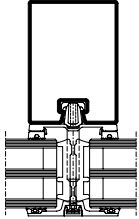
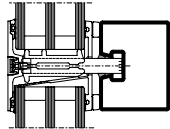
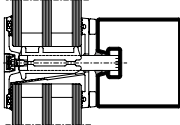
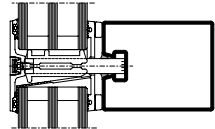
U_f-Werte nach EN 10077-2

**VISS HI 60 mm
avec gaine isolante
Profilé de recouvrement plat**

Valeurs U_f selon EN 10077-2

**VISS HI 60 mm
with insulating core
Flat cover cap**

U_f values according to 10077-2

						
Glas Verre Glass	Pfosten 60/50 Montant 60/50 Mullion 60/50	Pfosten 60/100 Montant 60/100 Mullion 60/100	Pfosten 60/150 Montant 60/150 Mullion 60/150	Riegel 60/50 Traverse 60/50 Transom 60/50	Riegel 60/100 Traverse 60/100 Transom 60/100	Riegel 60/150 Traverse 60/150 Transom 60/150
30 mm						
40 mm	0,81 W/m²K	0,82 W/m²K	0,83 W/m²K	0,88 W/m²K	0,90 W/m²K	0,90 W/m²K
50 mm	0,67 W/m²K	0,68 W/m²K	0,69 W/m²K	0,76 W/m²K	0,77 W/m²K	0,78 W/m²K
60 mm	0,59 W/m²K	0,60 W/m²K	0,60 W/m²K	0,67 W/m²K	0,68 W/m²K	0,69 W/m²K
70 mm	0,52 W/m²K	0,53 W/m²K	0,53 W/m²K	0,61 W/m²K	0,61 W/m²K	0,62 W/m²K

Glas Verre Glass	76.140 Pfosten 60/180 Montant 60/180 Mullion 60/180	76.141 Pfosten 60/220 Montant 60/220 Mullion 60/220	76.142 Pfosten 60/280 Montant 60/280 Mullion 60/280	76.140 Riegel 60/180 Traverse 60/180 Transom 60/180	76.141 Riegel 60/220 Traverse 60/220 Transom 60/220	76.142 Riegel 60/280 Traverse 60/280 Transom 60/280
50 mm	0,69 W/m²K	0,69 W/m²K	0,69 W/m²K	0,78 W/m²K	0,78 W/m²K	0,78 W/m²K
70 mm	0,53 W/m²K	0,53 W/m²K	0,53 W/m²K	0,62 W/m²K	0,62 W/m²K	0,62 W/m²K

**Der Einfluss der Schrauben-
befestigung in Höhe von 0.14 W/m²K
ist berücksichtigt.**

**L'influence de la fixation à vis de
0.14 W/m²K est prise en compte.**

**The 0.14 W/m²K influence of the
screw fixing is taken into account.**

System-Hinweise

Remarques concernant les systèmes

System instructions

VISS Fassade

VISS façade

VISS façade

VISS 50 mm

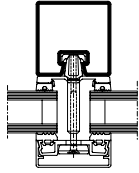
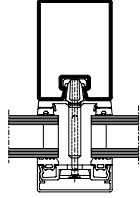
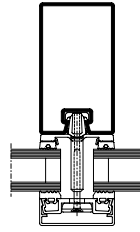
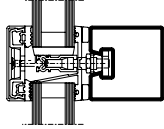
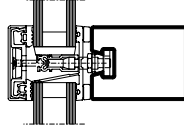
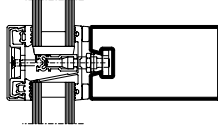
U_f-Werte nach EN 10077-2

VISS 50 mm

Valeurs U_f selon EN 10077-2

VISS 50 mm

U_f values according to 10077-2

						
Glas Verre Glass	Pfosten 50/50 Montant 50/50 Mullion 50/50	Pfosten 50/95 Montant 50/95 Mullion 50/95	Pfosten 50/140 Montant 50/140 Mullion 50/140	Riegel 50/50 Traverse 50/50 Transom 50/50	Riegel 50/95 Traverse 50/95 Transom 50/95	Riegel 50/140 Traverse 50/140 Transom 50/140
20 mm	1,7 W/m ² K	1,8 W/m ² K	1,7 W/m ² K	1,5 W/m ² K	1,5 W/m ² K	1,5 W/m ² K
30 mm	1,5 W/m ² K	1,6 W/m ² K	1,6 W/m ² K	1,3 W/m ² K	1,4 W/m ² K	1,4 W/m ² K
40 mm	1,4 W/m ² K	1,5 W/m ² K	1,5 W/m ² K	1,3 W/m ² K	1,3 W/m ² K	1,3 W/m ² K
50 mm	1,4 W/m ² K	1,4 W/m ² K	1,4 W/m ² K	1,2 W/m ² K	1,2 W/m ² K	1,2 W/m ² K
60 mm	1,3 W/m ² K	1,4 W/m ² K	1,4 W/m ² K	1,2 W/m ² K	1,2 W/m ² K	1,2 W/m ² K
70 mm	1,3 W/m ² K	1,3 W/m ² K	1,3 W/m ² K	1,2 W/m ² K	1,2 W/m ² K	1,2 W/m ² K

Der Einfluss der Schraubenbefestigung in Höhe von 0.14 W/m²K ist berücksichtigt.

L'influence de la fixation à vis de 0.14 W/m²K est prise en compte.

The 0.14 W/m²K influence of the screw fixing is taken into account.

System-Hinweise

Remarques concernant les systèmes

System instructions

VISS Fassade

VISS façade

VISS façade

VISS 60 mm

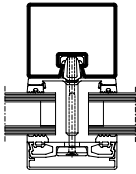
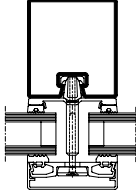
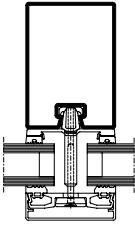
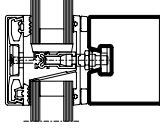
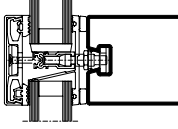
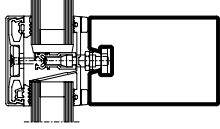
U_f-Werte nach EN 10077-2

VISS 60 mm

Valeurs U_f selon EN 10077-2

VISS 60 mm

U_f values according to 10077-2

						
Glas Verre Glass	Pfosten 60/50 Montant 60/50 Mullion 60/50	Pfosten 60/100 Montant 60/100 Mullion 60/100	Pfosten 60/150 Montant 60/150 Mullion 60/150	Riegel 60/50 Traverse 60/50 Transom 60/50	Riegel 60/100 Traverse 60/100 Transom 60/100	Riegel 60/150 Traverse 60/150 Transom 60/150
20 mm	1,6 W/m ² K	1,7 W/m ² K	1,6 W/m ² K	1,4 W/m ² K	1,4 W/m ² K	1,5 W/m ² K
30 mm	1,4 W/m ² K	1,5 W/m ² K	1,4 W/m ² K	1,2 W/m ² K	1,3 W/m ² K	1,3 W/m ² K
40 mm	1,3 W/m ² K	1,3 W/m ² K	1,3 W/m ² K	1,1 W/m ² K	1,2 W/m ² K	1,2 W/m ² K
50 mm	1,2 W/m ² K	1,2 W/m ² K	1,2 W/m ² K	1,1 W/m ² K	1,1 W/m ² K	1,1 W/m ² K
60 mm	1,1 W/m ² K	1,2 W/m ² K	1,1 W/m ² K	1,0 W/m ² K	1,1 W/m ² K	1,1 W/m ² K
70 mm	1,1 W/m ² K	1,1 W/m ² K	1,1 W/m ² K	1,0 W/m ² K	1,0 W/m ² K	1,0 W/m ² K

	76.140 Pfosten 60/180 Montant 60/180 Mullion 60/180	76.141 Pfosten 60/220 Montant 60/220 Mullion 60/220	76.142 Pfosten 60/280 Montant 60/280 Mullion 60/280	76.140 Riegel 60/180 Traverse 60/180 Transom 60/180	76.141 Riegel 60/220 Traverse 60/220 Transom 60/220	76.142 Riegel 60/280 Traverse 60/280 Transom 60/280
50 mm	1,3 W/m ² K	1,3 W/m ² K	1,3 W/m ² K	1,1 W/m ² K	1,1 W/m ² K	1,1 W/m ² K
70 mm	1,1 W/m ² K	1,1 W/m ² K	1,1 W/m ² K	1,0 W/m ² K	1,0 W/m ² K	1,0 W/m ² K

Der Einfluss der Schraubenbefestigung in Höhe von 0.14 W/m²K ist berücksichtigt.

L'influence de la fixation à vis de 0.14 W/m²K est prise en compte.

The 0.14 W/m²K influence of the screw fixing is taken into account.

System-Hinweise

Remarques concernant les systèmes

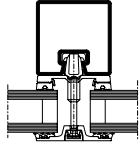
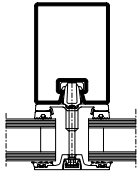
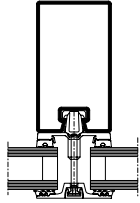
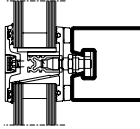
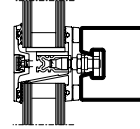
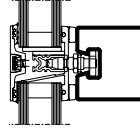
System instructions

VISS Fassade

VISS façade

VISS façade

VISS 50 mm
Flaches DeckprofilU_f-Werte nach EN 10077-2**VISS 50 mm**
Profilé de recouvrement platValeurs U_f selon EN 10077-2**VISS 50 mm**
Flat cover capU_f values according to 10077-2

						
Glas Verre Glass	Pfosten 50/50 Montant 50/50 Mullion 50/50	Pfosten 50/95 Montant 50/95 Mullion 50/95	Pfosten 50/140 Montant 50/140 Mullion 50/140	Riegel 50/50 Traverse 50/50 Transom 50/50	Riegel 50/95 Traverse 50/95 Transom 50/95	Riegel 50/140 Traverse 50/140 Transom 50/140
20 mm	1,9 W/m ² K	2,0 W/m ² K	2,0 W/m ² K	1,6 W/m ² K	1,7 W/m ² K	1,7 W/m ² K
30 mm	1,7 W/m ² K	1,7 W/m ² K	1,7 W/m ² K	1,4 W/m ² K	1,5 W/m ² K	1,5 W/m ² K
40 mm	1,5 W/m ² K	1,6 W/m ² K	1,6 W/m ² K	1,3 W/m ² K	1,4 W/m ² K	1,4 W/m ² K
50 mm	1,4 W/m ² K	1,5 W/m ² K	1,5 W/m ² K	1,3 W/m ² K	1,3 W/m ² K	1,3 W/m ² K
60 mm	1,4 W/m ² K	1,4 W/m ² K	1,4 W/m ² K	1,2 W/m ² K	1,3 W/m ² K	1,3 W/m ² K
70 mm	1,3 W/m ² K	1,3 W/m ² K	1,3 W/m ² K	1,2 W/m ² K	1,2 W/m ² K	1,2 W/m ² K

Der Einfluss der Schrauben-
befestigung in Höhe von 0.14 W/m²K
ist berücksichtigt.

L'influence de la fixation à vis de
0.14 W/m²K est prise en compte.

The 0.14 W/m²K influence of the
screw fixing is taken into account.

System-Hinweise

Remarques concernant les systèmes

System instructions

VISS Fassade

VISS façade

VISS façade

**VISS 60 mm
Flaches Deckprofil**

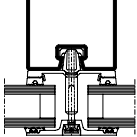
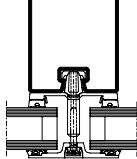
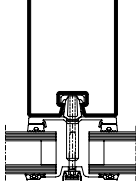
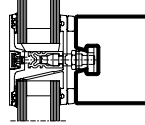
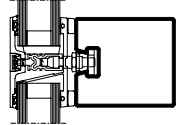
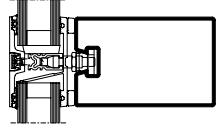
U_f-Werte nach EN 10077-2

**VISS 60 mm
Profilé de recouvrement plat**

Valeurs U_f selon EN 10077-2

**VISS 60 mm
Flat cover cap**

U_f values according to 10077-2

						
Glas Verre Glass	Pfosten 60/50 Montant 60/50 Mullion 60/50	Pfosten 60/100 Montant 60/100 Mullion 60/100	Pfosten 60/150 Montant 60/150 Mullion 60/150	Riegel 60/50 Traverse 60/50 Transom 60/50	Riegel 60/100 Traverse 60/100 Transom 60/100	Riegel 60/150 Traverse 60/150 Transom 60/150
20 mm	1,7 W/m ² K	1,8 W/m ² K	1,8 W/m ² K	1,5 W/m ² K	1,6 W/m ² K	1,6 W/m ² K
30 mm	1,5 W/m ² K	1,5 W/m ² K	1,6 W/m ² K	1,3 W/m ² K	1,3 W/m ² K	1,4 W/m ² K
40 mm	1,3 W/m ² K	1,4 W/m ² K	1,4 W/m ² K	1,2 W/m ² K	1,2 W/m ² K	1,2 W/m ² K
50 mm	1,2 W/m ² K	1,3 W/m ² K	1,3 W/m ² K	1,1 W/m ² K	1,2 W/m ² K	1,2 W/m ² K
60 mm	1,2 W/m ² K	1,2 W/m ² K	1,2 W/m ² K	1,1 W/m ² K	1,1 W/m ² K	1,1 W/m ² K
70 mm	1,1 W/m ² K	1,1 W/m ² K	1,2 W/m ² K	1,1 W/m ² K	1,1 W/m ² K	1,1 W/m ² K

	76.140 Pfosten 60/180 Montant 60/180 Mullion 60/180	76.141 Pfosten 60/220 Montant 60/220 Mullion 60/220	76.142 Pfosten 60/280 Montant 60/280 Mullion 60/280	76.140 Riegel 60/180 Traverse 60/180 Transom 60/180	76.141 Riegel 60/220 Traverse 60/220 Transom 60/220	76.142 Riegel 60/280 Traverse 60/280 Transom 60/280
50 mm	1,3 W/m ² K	1,3 W/m ² K	1,3 W/m ² K	1,2 W/m ² K	1,2 W/m ² K	1,2 W/m ² K
70 mm	1,2 W/m ² K	1,2 W/m ² K	1,2 W/m ² K	1,1 W/m ² K	1,1 W/m ² K	1,1 W/m ² K

**Der Einfluss der Schrauben-
befestigung in Höhe von 0.14 W/m²K
ist berücksichtigt.**


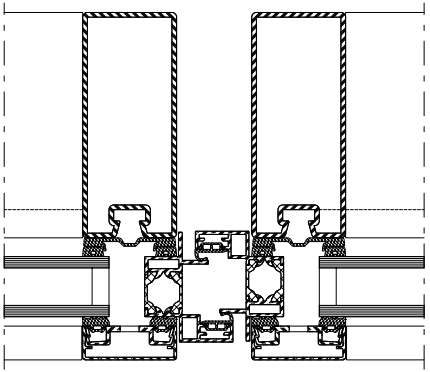
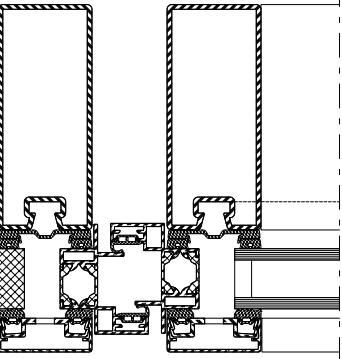
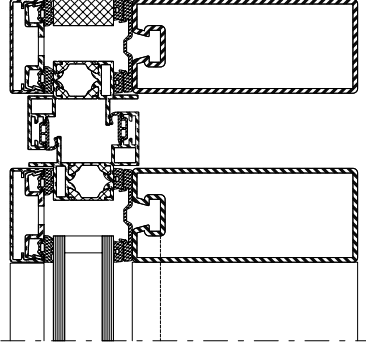
**L'influence de la fixation à vis de
0.14 W/m²K est prise en compte.**

**The 0.14 W/m²K influence of the
screw fixing is taken into account.**

U_f-Werte
 (nach EN ISO 10077-2:2018-01)

Valeurs U_f
 (selon EN ISO 10077-2:2018-01)

U_f values
 (according to EN ISO 10077-2:2018-01)

	Füllelementstärken Elements de remplissages Infill elements			
	≥ 27 mm	≥ 32 mm	≥ 37 mm	≥ 42 mm
	2.9 W/m ² K	2.6 W/m ² K	2.5 W/m ² K	2.4 W/m ² K
	2.9 W/m ² K	2.5 W/m ² K	2.4 W/m ² K	2.3 W/m ² K
	2.6 W/m ² K	2.4 W/m ² K	2.3 W/m ² K	2.2 W/m ² K

System-Hinweise

Remarques concernant les systèmes

System instructions

VISS Fassade


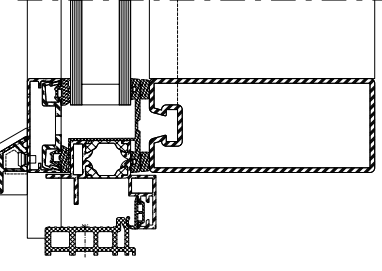
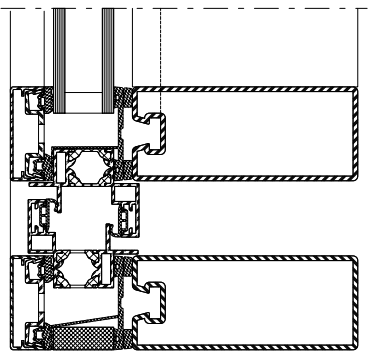
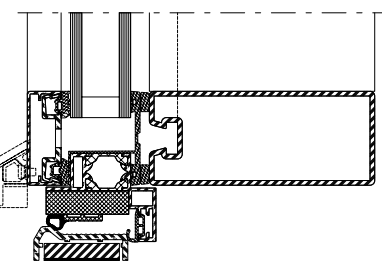
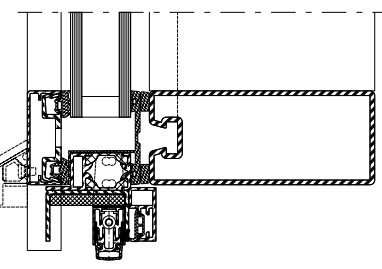
VISS façade

VISS façade

U_f-Werte
(nach EN ISO 10077-2:2018-01)

Valeurs U_f
(selon EN ISO 10077-2:2018-01)

U_f values
(according to EN ISO 10077-2:2018-01)

	Füllelementstärken Elements de remplissages Infill elements			
	≥ 27 mm	≥ 32 mm	≥ 37 mm	≥ 42 mm
	3.1 W/m ² K	2.9 W/m ² K	2.8 W/m ² K	2.7 W/m ² K
	2.9 W/m ² K	2.6 W/m ² K	2.5 W/m ² K	2.5 W/m ² K
	2.0 W/m ² K	2.1 W/m ² K	2.1 W/m ² K	2.0 W/m ² K
	3.0 W/m ² K	3.0 W/m ² K	3.0 W/m ² K	3.0 W/m ² K

VISS Fassade
VISS façade
VISS façade

Inhaltsverzeichnis

Sommaire

Content

VISS Fassade

VISS façade

VISS façade

Systemübersicht

Merkmale
Zulassungen
Systemausführungen

Sommaire du système

Caractéristiques
Homologations
Exécutions de système

Summary of system

Characteristics
Authorisations
System versions

2

Profilsortiment

Profile 50 und 60 mm
Deckprofile 50 und 60 mm

Assortiment de profilé

Profilés 50 et 60 mm
Profilés de recouvrement 50 et 60 mm

Range of profiles

Profiles 50 and 60 mm
Cover sections 50 and 60 mm

11

Konstruktions-Hinweise

Schnittpunkte
Konstruktionsdetails
Anschlüsse am Bau
System-Hinweise

Indications du construction

Coupes de détails
Détails de construction
Raccords au mur
Remarques concernant les systèmes

Construction instructions

Section details
Construction details
Attachment to structure
System instructions

19

Merkmale

Caractéristiques

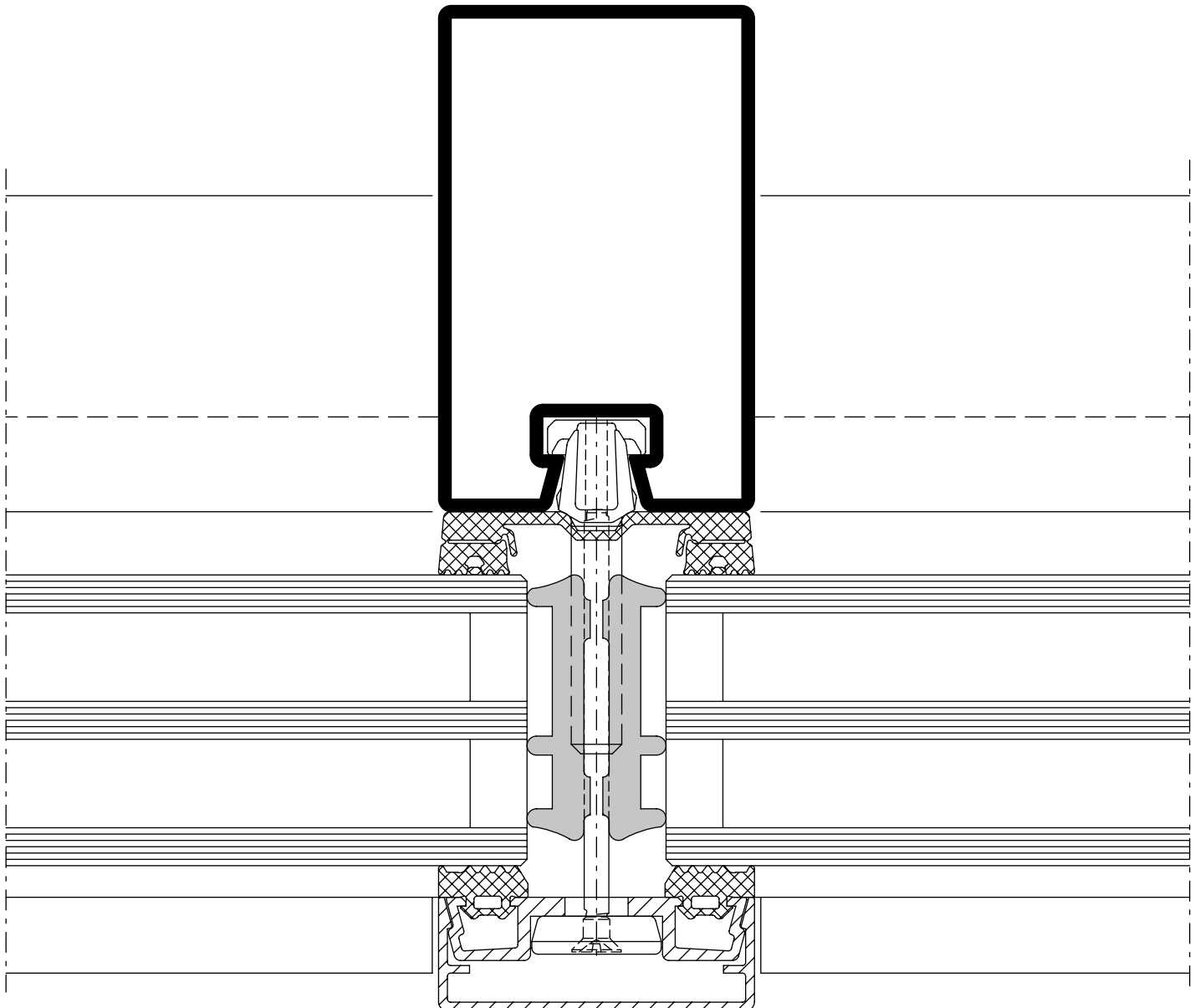
Characteristics

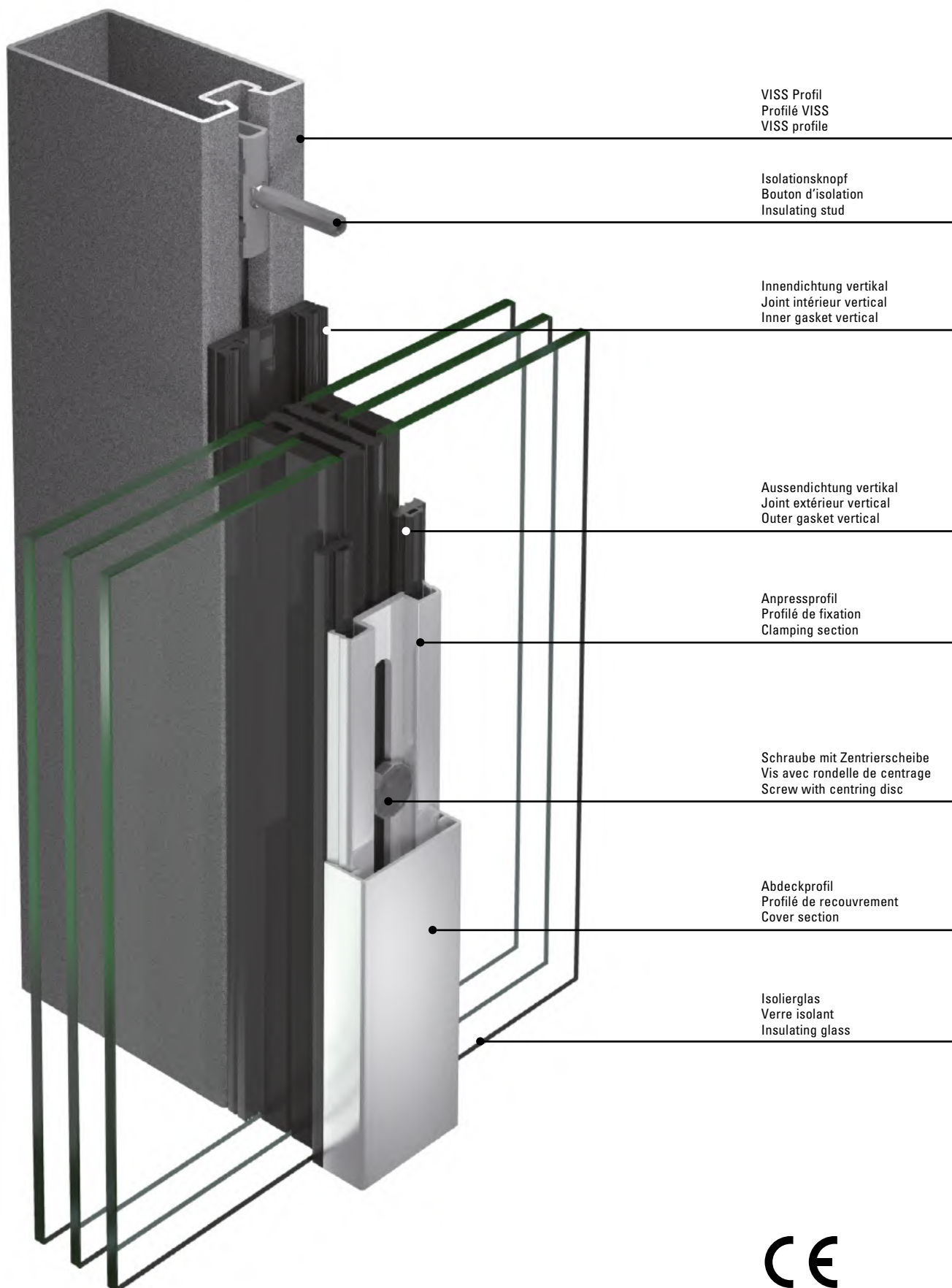
VISS Fassade

VISS façade

VISS façade












- CE-Kennzeichnung nach EN 13830 oder EN 14351-1
 - U_{CW} eingebaut Werte bis 0.73 W/m²K
 - U_f Werte bis 0.65 W/m²K
 - Ansichtsbreiten 50 und 60 mm
 - Füllelementstärken 6 bis 70 mm
 - Füllelementgewichte bis 1800 kg
Flügelgewichte bis 550 kg
 - Kombinierbar mit der Aufsatzkonstruktion VISS Basic, der Brandschutzlösung VISS Fire und der Einbruchhemmenden Variante VISS RC
- Marquage CE selon EN 13830 ou EN 14351-1
 - Valeurs U_{CW} (monté) jusqu'à 0.73 W/m²K
 - Valeurs U_f jusqu'à 0.65 W/m²K
 - Largeurs de face 50 et 60 mm
 - Éléments de remplissage de 6 à 70 mm d'épaisseur
 - Poids de remplissage jusqu'à 1800 kg
Poids du vantail jusqu'à 550 kg
 - Combinable avec la construction rapportée VISS Basic, la protection incendie VISS Fire et la variante anti-effraction VISS RC
- CE marking in accordance with EN 13830 or EN 14351-1
 - U_{CW} installed values to 0.73 W/m²K
 - U_f values to 0.65 W/m²K
 - 50 and 60 mm face widths
 - Infill panel thicknesses of 6 to 70 mm
 - Infill unit weights up to 1800 kg
Leaf weight up to 550 kg
 - Can be combined with the VISS Basic add-on construction, the VISS Fire fire protection solution and the VISS RC burglar-resistant version





Leistungseigenschaften
Caractéristiques de performance
Performance characteristics

VISS Fassade
 VISS façade
 VISS façade

	Prüfungen (Prüfnorm) Essais (Norme d'essai) Tests (Test standard)	Klassifizierungs-Norm Norme de classification Classification standard	Werte Valeurs Values
	Schlagregendichtheit (EN 12155) Etanchéité à la pluie battante (EN 12155) Watertightness (EN 12155)	EN 12154	RE 1200
	Widerstand bei Windlast (EN 12179) Résistance à la pression du vent (EN 12179) Resistance to wind load (EN 12179)	EN 13116	Bemessungslast 2 kN/m ² Charge de calcul 2 kN/m ² Designed load 2 kN/m ²
	Luftdurchlässigkeit (EN 12153) Perméabilité à l'air (EN 12153) Air permeability (EN 12153)	EN 12152	Klasse AE Classe AE Class AE
	Wärmedurchgangskoeffizient (EN 13947) Transmission thermique (EN 13947) Thermal transmittance (EN 13947)	EN ISO 10077-2	ab $U_f > 0.65 \text{ W/m}^2\text{K}$ dès $U_f > 0.65 \text{ W/m}^2\text{K}$ from $U_f > 0.65 \text{ W/m}^2\text{K}$
	Schallschutz (EN ISO 140-3) Isolation phonique (EN ISO 140-3) Sound insulation (EN ISO 140-3)	EN ISO 717-1	R_w 47 dB (-1; -5) (C, Ctr)
	Einbruchhemmung Anti-effraction Burglar resistance	prEN 1627	RC2 / RC3 / RC4
	Durchschusshemmung (EN 1523) Résistance aux balles (EN 1523) Bullet proofing (EN 1523)	EN 1522	FB4 NS
	Stossfestigkeit Résistance au chocs Impact strength	EN 14019	Klasse E5 / I5 Classe E5 / I5 Class E5 / I5
	Brandverhalten Réaction au feu Reaction to fire	EN 13501-1	Klasse B Classe B Class B
	Längsschalldämmung Isolation acoustique longitudinale Insulation against flanking transmission	prEN ISO 10848-2 (4/2004)	vertikal 62 dB horizontal 59 dB
	Technische Regeln für die Verwendung von absturzsichernden Verglasungen Règlement technique pour la sécurité anti-chute des vitrages The technical regulations for protecting glazing against falling out	DIN 180008-4	Kategorie A Catégorie A Category A

Avis Technique (Frankreich)
Fassade VISS TV 1S
Zulassung Nr. 02/12-1501,
C.S.T.B. Marne la Vallée/FR

Avis Technique (France)
Façade VISS TV 1S
Autorisation no 02/12-1501,
C.S.T.B. Marne la Vallée/FR

Avis Technique (France)
Façade VISS TV 1S
Authorisation nr. 02/12-1501,
C.S.T.B. Marne la Vallée/FR

Klemmverbindung (Deutschland)
AbZ Z-14.4-459 (Isolationsknöpfe)

Jonction par serrage (Allemagne)
AbZ Z-14.4-459 (bouton d'isolation)

Clamp connection (Germany)
AbZ Z-14.4-459 (insulation studs)

CWCT-Test
Die Fassade wurde nach den
Anforderungen des CWCT geprüft.

Test CWCT
La façade a été contrôlée suivant les
exigences du CWCT.

CWCT test
The facades were certified in compliance
with the requirements of the CWCT.

Luftdurchlässigkeit/
Wasserdichtheit: PASS
Zulässige Windlast 2400 Pa
Sicherheitslast 3600 Pa

Perméabilité à l'air/
Étanchéité à l'eau: PASS
Charge du vent admissible 2400 Pa
Charge de sécurité 3600 Pa

Air permeability/
Watertightness: PASS
Permissible wind load 2400 Pa
Security load 3600 Pa

Passivhaus-Zertifikat

Certificat maison passive

Passive house certificate

ZERTIFIKAT
Zertifizierte Passivhaus-Komponente
Komponenten-ID 0157cw03 gültig bis 31. Dezember 2020

Passivhaus Institut
Dr. Wolfgang Feist
64283 Darmstadt
Deutschland

QR Code

Kategorie: **Pfosten-Riegel-Fassade**
Hersteller: **Jansen AG,
Oberriet SG,
Schweiz (Confederatio Helvetica)**
Produktname: **VISS HI**

Folgende Kriterien für die kühl-gemäßigte Klimazone wurden geprüft

Behaglichkeit $U_{\text{COP}} = 0.80 \leq 0.80 \text{ W/(m}^2 \text{K)}$
 $U_{\text{COP, maximal}} \leq 0.85 \text{ W/(m}^2 \text{K)}$
 mit $U_g = 0.70 \text{ W/(m}^2 \text{K)}$

Hygiene $f_{\text{Red,0.25}} \geq 0.70$

kühl-gemäßigtes Klima
phA

ZERTIFIZIERTE KOMPONENTE
Passive House Institute

Passivhaus Effizienzklasse: phE phD phC phB phA

www.passivhaus.de

CERTIFICATE
Certified Passive House Component
Component-ID 0157cw03 valid until 31st December 2020

Passive House Institute
Dr. Wolfgang Feist
64283 Darmstadt
Germany

QR Code

Category: **Curtain Wall**
Manufacturer: **Jansen AG,
Oberriet SG,
Switzerland**
Product name: **VISS HI**

This certificate was awarded based on the following criteria for the cool, temperate climate zone

Comfort $U_{\text{COP}} = 0.80 \leq 0.80 \text{ W/(m}^2 \text{K)}$
 $U_{\text{COP, maximal}} \leq 0.85 \text{ W/(m}^2 \text{K)}$
 with $U_g = 0.70 \text{ W/(m}^2 \text{K)}$

Hygiene $f_{\text{Red,0.25}} \geq 0.70$

cool, temperate climate
phA

CERTIFIED COMPONENT
Passive House Institute

Passive House efficiency class: phE phD phC phB phA

www.passivehouse.com

CERTIFICATE
Certified Passive House Component
Component-ID 0157cw03 valid until 31st December 2020

Passive House Institute
Dr. Wolfgang Feist
64283 Darmstadt
Germany

QR Code

Category: **Curtain Wall**
Manufacturer: **Jansen AG,
Oberriet SG,
Switzerland**
Product name: **VISS HI**

This certificate was awarded based on the following criteria for the cool, temperate climate zone

Comfort $U_{\text{COP}} = 0.80 \leq 0.80 \text{ W/(m}^2 \text{K)}$
 $U_{\text{COP, maximal}} \leq 0.85 \text{ W/(m}^2 \text{K)}$
 with $U_g = 0.70 \text{ W/(m}^2 \text{K)}$


Hygiene $f_{\text{Red,0.25}} \geq 0.70$

cool, temperate climate
phA

CERTIFIED COMPONENT
Passive House Institute

Passive House efficiency class: phE phD phC phB phA

www.passivehouse.com



VISS RC


- Ansichtsbreiten 50 mm und 60 mm
- Keine sichtbare Einbruchhemmung ist erkennbar
- RC Lösung kann im VISS Standard und VISS Basic angewendet werden
- Kombination der beiden Systeme mit RC ebenfalls möglich
- Einbruch- und Ausbruchhemmung nach EN 1627
- VISS RC Versionen sind mit den einbruchhemmenden Profillösungen bis RC3 für Janisol, Janisol HI, Arte und Janisol Primo im Fensterbereich sowie Janisol HI, Janisol im Türbereich kombinierbar

VISS RC

- Largeurs de face 50 mm et 60 mm
- Absence de protection anti-effraction visible détectable
- La solution RC peut être appliquée dans les versions VISS Standard et VISS Basic
- Combinaison possible des deux systèmes avec RC
- Anti-effraction et anti-évasion selon EN 1627
- Les versions VISS RC peuvent être combinées avec les solutions de profilés à protection anti-effraction jusqu'à RC3 pour Janisol, Janisol HI, Arte et Janisol Primo dans le domaine des fenêtres, et avec les profilés pour Janisol HI, Janisol dans le domaine des portes

VISS RC

- Face widths of 50 mm and 60 mm
- No "visible" burglar resistance
- RC solution can be applied in the VISS Standard and VISS Basic systems
- Combination of both systems with RC also possible
- Burglar and break-out resistance in accordance with EN 1627
- VISS RC versions can be combined with the burglar-resistant profile solutions up to RC3 for Janisol, Janisol HI, Arte and Janisol Primo in windows as well as Janisol HI and Janisol in doors



VISS HI

- Hochisolierte Stahlfassade in Pfosten-Riegel-Bauweise
- Passivhaus zertifizierte Komponente
- Ermöglicht ein nachhaltiges Bauen
- Geeignet für besonders hohe Ansprüche im Isolationsbereich

VISS HI

- Façade en acier hautement isolée à montage montants-traverses
- Composants certifiés Maison Passive
- Permet une construction durable
- Adapté à des exigences particulièrement hautes dans le domaine de l'isolation

VISS HI

- Highly insulated steel façade as mullion/transom construction
- Passive house-certified components
- Allows sustainable construction
- Suitable for particularly high insulation requirements



VISS flaches Deckprofil

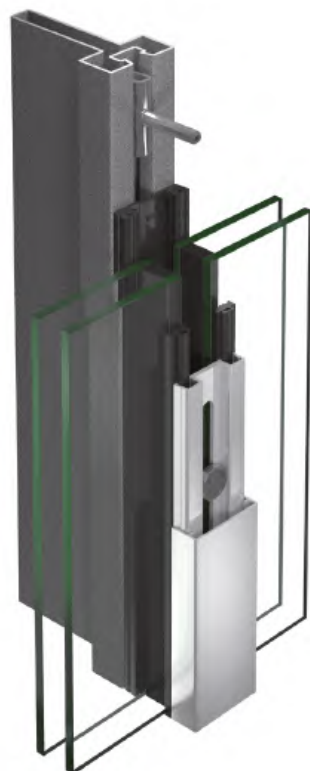
- Die wirtschaftliche Lösung für SG Optik
- Das Auge gleitet über die Fassade, ohne von signifikanten optischen Teilern abgelenkt zu werden
- Keine sichtbaren Schrauben
- Zweifarbig eloxierbar oder beschichtbar

VISS Profilé de recouvrement plat

- Solution économique pour l'optique SG
- L'œil parcourt la façade sans tomber sur des séparateurs optiques marqués
- Pas de vis visibles
- Capacité d'anodisation en deux couleurs ou au revêtement

VISS flat cover cap profile

- The economical solution for SG look
- The eye glides over the façade without being distracted by obtrusive visual dividers
- No visible screws
- Can be anodised or coated in two colours



VISS Linea / Personal Profiles

- Designprofil Linea mit filigraner Ansicht bei hoher statischer Leistung
- Für individuelle und ästhetische Ansprüche
- Ertüchtigung möglich durch eingeschobenen Flachstahl
- Profil integriert im vorhandenen VISS System und Anschluss ohne Benutzung von Sonderteilen

VISS Linea / Personal Profiles

- Profilé design Linea à face fine pour une haute performance statique
- Pour des exigences spécifiques et esthétiques
- Peut être renforcé par l'insertion de plaques en acier
- Profilé intégré dans le système VISS existant et raccordement sans utilisation de pièces spéciales

VISS Linea / Personal profiles

- Linea design profile with slimline sightlines and high structural performance
- For individual and aesthetic requirements
- Can be reinforced by inserting steel plates
- Profile integrated in existing VISS system and attachment without the use of special parts



VISS Sonnenschutz

- Abgestimmt auf das VISS System
- Im Sinne der Nachhaltigkeit erlaubt der Sonnenschutz eine energieeffiziente Planung
- Ein angenehmes Klima für die Nutzer durch den optimalen Sonnenschutz

VISS Protection solaire

- Adapté au système VISS
- Conformément au principe de durabilité, la protection solaire permet une planification qui tient compte de l'efficacité énergétique
- Climat agréable pour le personnel grâce à la protection solaire optimale

VISS sun shading

- Tailored to the VISS system
- In terms of sustainability, the sun shading facilitates energy-efficient planning
- Optimum sun shading provides a pleasant climate for the employees



VISS Fassadentür


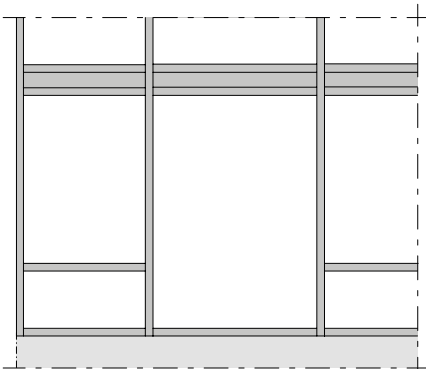

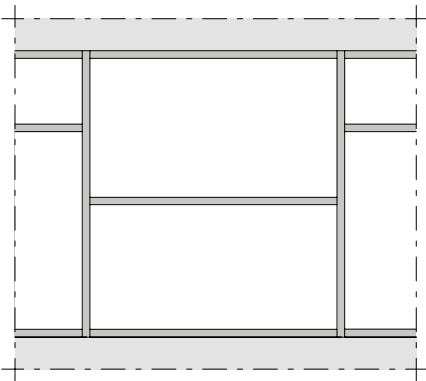

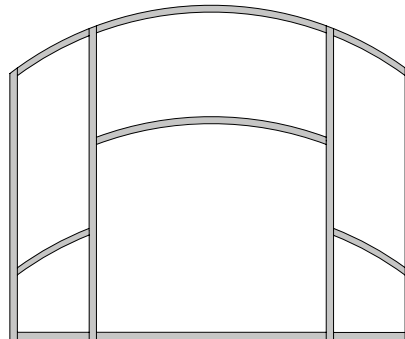
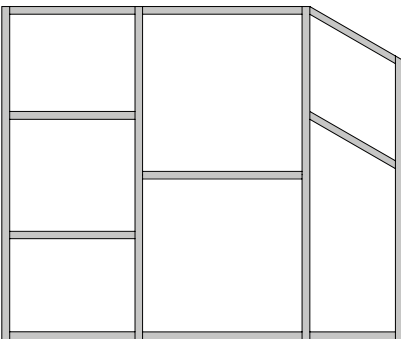
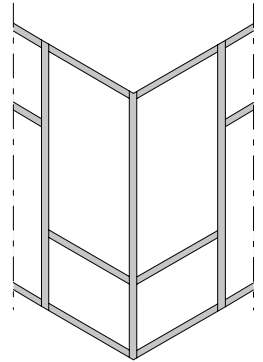
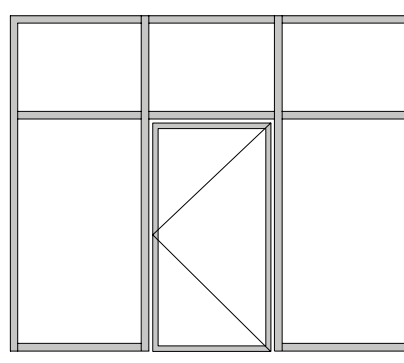

- Erscheinungsbild identisch mit Fassadenkonstruktion
- variable Türgrößen, je nach Profilwahl und Einsatzgebiet bis 6 m Höhe möglich
- Grossflächige Drehtür als Servicetür oder als Durchgang für Transportzwecke, z.B. bei Ausstellungen, Autohäuser, Museen, Atrien, etc.

VISS Porte de façade

- Se fond dans la construction de la façade
- Différentes dimensions de porte possibles jusqu'à une hauteur de 6 m suivant le choix du profilé et le domaine d'application
- Porte pivotante de grande surface servant de porte de service ou de passage pour transporter le nécessaire, par exemple pour les expositions, les garages, les musées, les atriiums, etc.

VISS façade door

- Appearance identical to façade construction
- Variable door sizes of up to 6 m in height possible depending on the choice of profiles and the area of use
- Large side-hung door as service door or as access route for transport purposes, e.g. for expeditions, car dealerships, museums, atriums etc.



Jansen Docu Center

Die Plattform zum effizienten Arbeiten mit Jansen Dokumentationen. Im Jansen Docu Center stehen alle Produktinformationen jederzeit digital in der aktuellsten Version zur Verfügung: von Architekten-Informationen über Bestell- und Fertigungskatalogen bis hin zu Anleitungen und Prospekten sowie Videos.

Die Inhalte können einfach und schnell aufgerufen werden. Ein für den Anwender komfortables papierloses Arbeiten, das zahlreiche Vorteile bietet.

Download CAD Daten

DXF

DWG

Sie können die Zeichnungen in den Formaten DXF und/oder DWG herunterladen. Klicken Sie auf das entsprechende Icon und der Download erfolgt.

Die Hinweise «Artikelbibliothek/Türbeschläge/Fensterbeschläge» bedeuten, dass Sie mit einem Klick die gesamte Artikelbibliothek des entsprechenden Systems herunterladen (Profile, Beschläge, Glasleisten, Zubehör etc.).

Info und Beratung

Gerne beraten wir Sie persönlich und stehen Ihnen bei Fragen zur Verfügung. Bitte schreiben Sie uns Ihre Anliegen an: info@jansen.com

Jansen Docu Center

La plate-forme pour travailler efficacement avec les documentations Jansen. Le Jansen Docu Center met à votre disposition les informations sur les produits, en format numérique et dans une version actualisée: des catalogues de commande et de fabrication aux instructions et prospectus, en passant par les informations destinées aux architectes et vidéos.

Les contenus sont facilement et rapidement accessibles. Une manière de travailler confortable et offrant de nombreux avantages.

Télécharger fichiers DAO

DXF

DWG

Vous pouvez télécharger les dessins aux formats DXF et/ou DWG. Cliquez sur l'icône correspondante et le téléchargement s'effectuera.

Les indications «Bibliothèque des articles/Ferures de porte/Ferrures de fenêtres» signifie que vous téléchargez la totalité de la bibliothèque des articles du système donné (profilés, ferrures, parclofes, accessoires etc.).

Info et conseils

Nous vous conseillons volontiers individuellement et sommes à votre disposition si vous avez des questions à poser. Veuillez nous envoyer votre requête à: info@jansen.com

Jansen Docu Center

The platform for working efficiently with Jansen documentation. The latest version of all the product information is available digitally at any time in the Jansen Docu Center – from order and fabrication manuals to architect information, instructions and brochures and videos.

The content can be retrieved quickly and easily. The user can work conveniently without paper, which has numerous benefits.

Download CAD files

DXF

DWG

You can download the drawings in DXF and/or DWG format. Click on the relevant icon to begin the download.

The items «Article library/Door fittings/Window fittings» means that you download the entire article library for the corresponding system with one click (profiles, fittings, glazing beads, accessories etc.).

Information and advice

We would be delighted to provide you with advice in person and are available to answer any questions you may have. Please write to us with your queries at: info@jansen.com

Profile 50 mm (Masstab 1:3)

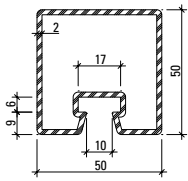
Profils 50 mm (échelle 1:3)

Profiles 50 mm (scale 1:3)

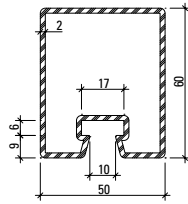
VISS Fassade

VISS façade

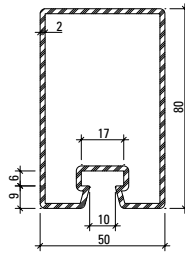
VISS façade



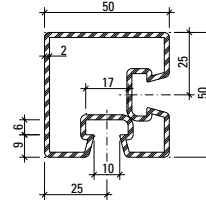
76.694
76.694 Z



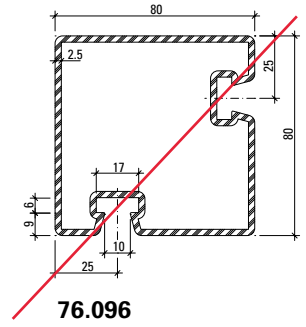
76.671
76.671 Z



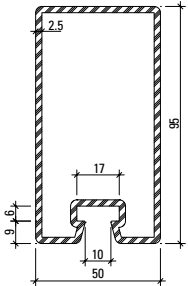
76.696
76.696 Z



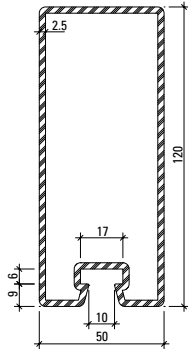
76.094



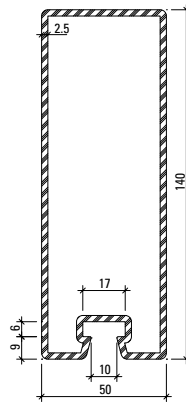
~~**76.096**~~



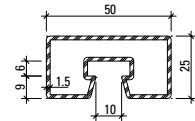
76.697
76.697 Z



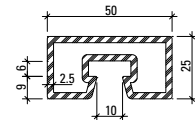
76.679
76.679 Z



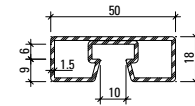
76.666
76.666 Z



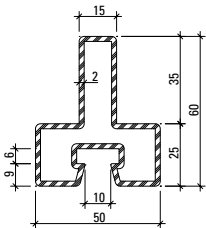
76.682



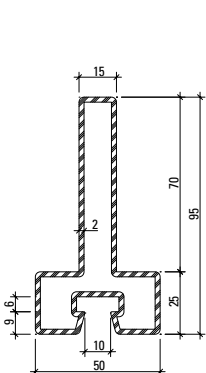
76.680



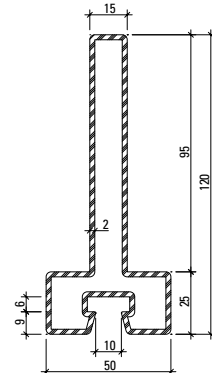
76.692



76.114



76.115



76.116

Profil-Nr.	G kg/m	F cm ²	I _x cm ⁴	W _x cm ³	I _y cm ⁴	W _y cm ³	U m ² /m	L mm
76.094	4,090	5,2	15,2	5,8	15,2	5,8	0,280	6000
76.096	7,437	9,5	83,8	20,5	83,8	20,5	0,391	6000
76.666	7,910	10,1	241,3	32,3	43,7	17,5	0,412	6500
76.671	3,860	4,9	23,3	7,2	17,3	6,9	0,260	6500
76.679	7,120	9,1	162,2	25,2	37,9	15,2	0,373	6500
76.680	3,390	4,3	3,2	2,4	11,1	4,4	0,182	6100
76.682	2,120	2,7	2,2	1,7	7,2	2,9	0,190	6000
76.692	1,900	2,5	0,9	1,0	5,9	2,4	0,176	6000
76.694	3,500	4,5	14,7	5,6	15,0	6,0	0,240	6500
76.696	4,450	5,7	47,6	11,1	21,9	8,8	0,300	6500
76.697	6,100	7,9	90,2	17,6	31,0	12,4	0,330	6500
76.114	3,820	4,9	15,4	4,1	9,8	3,9	0,251	6000
76.115	4,920	6,3	54,8	9,3	10,4	4,2	0,321	6000
76.116	5,710	7,3	105,0	14,3	10,8	4,3	0,371	6000

Profile 60 mm (Massstab 1:3)

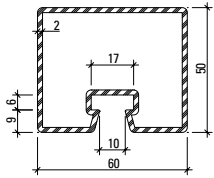
Profils 60 mm (échelle 1:3)

Profiles 60 mm (scale 1:3)

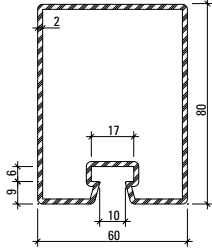
VISS Fassade

VISS façade

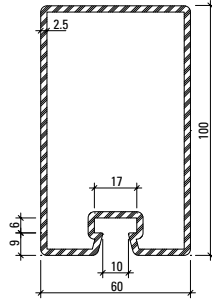
VISS façade



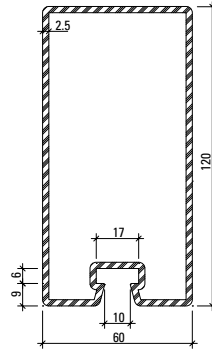
76.695
76.695 Z



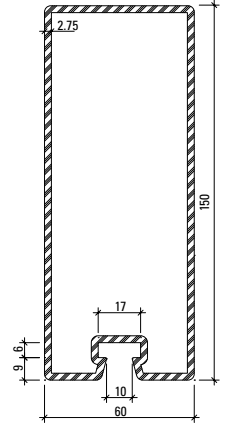
76.678
76.678 Z



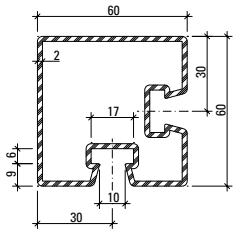
76.684
76.684 Z



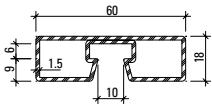
76.698
76.698 Z



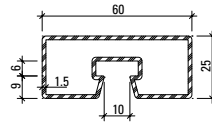
76.667
76.667 Z



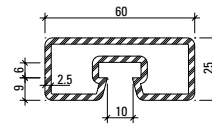
76.095



76.693



76.683

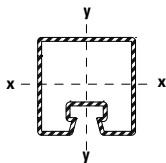


76.681

Artikelbibliothek
Bibliothèque des articles
Article library

DXF **DWG**

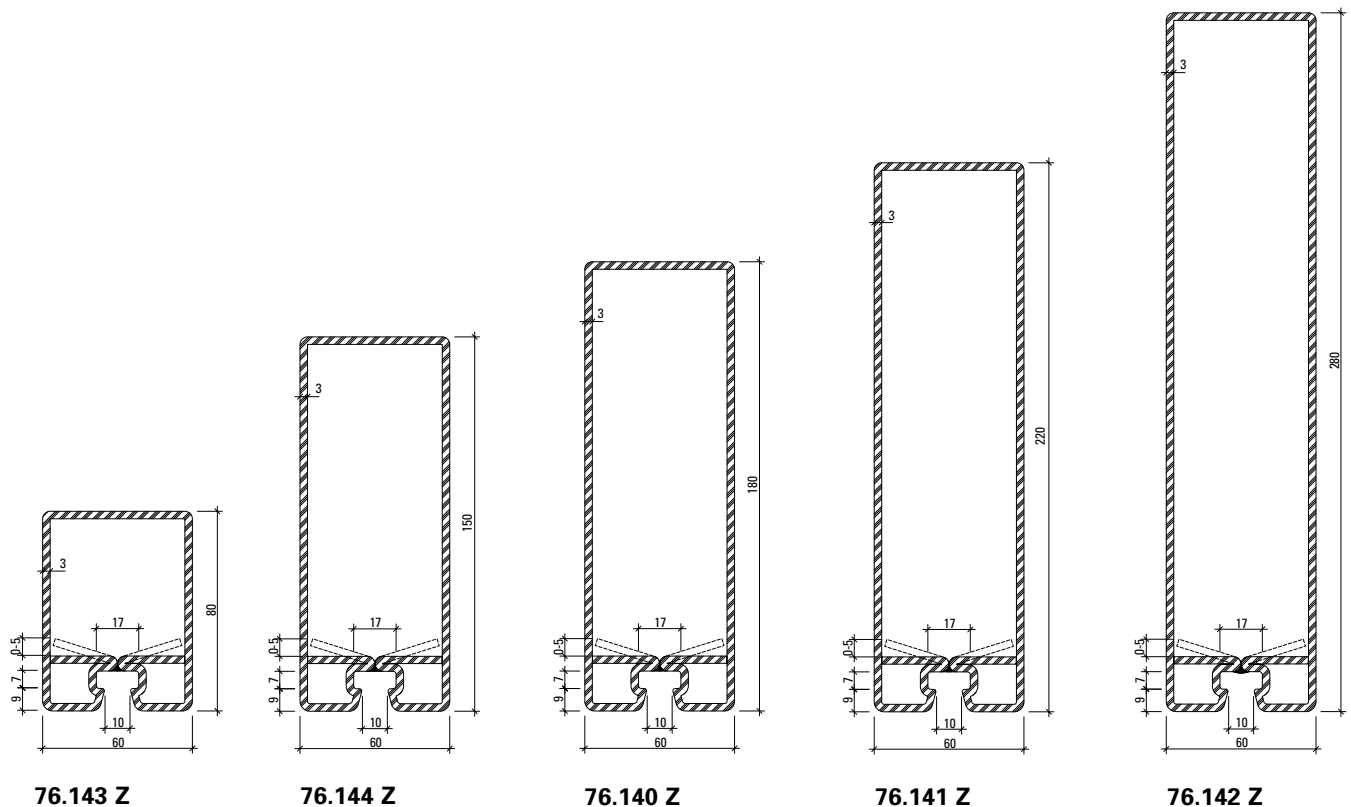
Stabachse
Axe de la barre
Bar axis



Profil-Nr.	G kg/m	F cm ²	I _x cm ⁴	W _x cm ³	I _y cm ⁴	W _y cm ³	U m ² /m	L mm
76.095	4,750	6,1	27,2	8,6	27,2	8,6	0,311	6000
76.667	9,530	12,1	342,8	43,0	75,1	25,0	0,452	6500
76.678	4,800	6,1	53,9	12,6	32,8	11,0	0,320	6500
76.681	3,790	4,8	3,8	2,9	17,3	5,8	0,202	6100
76.683	2,360	3,0	2,6	2,0	11,1	3,7	0,210	6000
76.684	6,730	8,6	114,1	21,3	48,3	16,1	0,352	6500
76.693	2,140	2,8	1,3	1,3	9,3	3,1	0,196	6000
76.695	3,800	4,9	17,2	6,5	22,9	7,6	0,260	6500
76.698	7,500	9,7	179,6	28,0	56,6	18,9	0,400	6500

Profile 60 mm (Masstab 1:3)
 Profils 60 mm (échelle 1:3)
 Profiles 60 mm (scale 1:3)

VISS Fassade
 VISS façade
 VISS façade



Aufgrund von Fertigungstoleranzen kann die Lage des Rückbogens von 0 bis 5 mm variieren.

En raison des tolérances de fabrication, la position du segment coudé peut varier de 0 à 5 mm.

Due to fabrication tolerances, the position of the rear arch may vary between 0 and 5 mm.

Oberfläche/Werkstoff

Artikel-Nr.

ohne Zusatz = blank

mit Z = bandverzinkter Stahl

Surface/Matériau

No. d'article

sans supplément = brut

avec Z = bandes d'acier zinguées

Surface/Material

Part no.

without addition = bright

with Z = galvanised strip

Artikelbibliothek
 Bibliothèque des articles
 Article library

DXF **DWG**

Profil-Nr.	G kg/m	F cm ²	I _x cm ⁴	W _x cm ³	I _y cm ⁴	W _y cm ³	U m ² /m	L mm
76.140 Z	12,946	16,47	649,2	64,3	100,0	33,2	0,516	8000
76.141 Z	14.833	18.87	1090,2	89,1	119,1	39,7	0,596	8000
76.142 Z	17,662	22,5	2041,7	132,7	148,4	49,5	0,716	10000
76.143 Z	8.340	10.62	80,4	17,9	50,8	16,9	0,316	6500
76.144 Z	11.630	14.82	406,0	47,9	85,0	28,3	0,456	6500

Deckprofile 50 mm (Masstab 1:3)

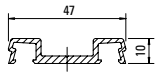
Profils de recouvrement 50 mm (échelle 1:3)

Cover sections 50 mm (scale 1:3)

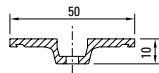
VISS Fassade

VISS façade

VISS façade



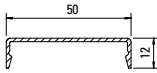
407.800



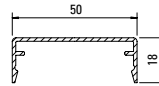
407.821



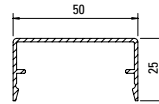
407.823



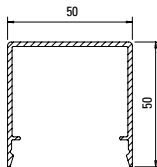
407.860



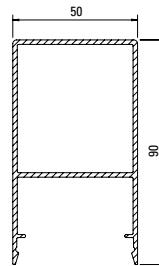
407.861



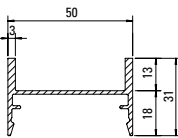
407.862



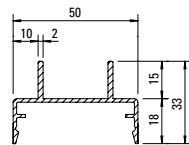
407.863



407.864



407.900



407.911

Werkstoff

Aluminium EN AW 6060 T66 roh, leicht eingeölt

Matériau

Aluminium EN AW 6060 T66 brut, légèrement huilé

Material

Aluminium EN AW 6060 T66 mill finish, slightly oiled

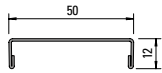
Profil-Nr.	G kg/m	U m ² /m	P m ² /m	L mm
407.800	0,414	0,160		6000
407.821	0,440	0,143	0,067	6000
407.823	0,076	0,043	0,019	6000
407.860	0,266	0,147	0,072	6000

Profil-Nr.	G kg/m	U m ² /m	P m ² /m	L mm
407.861	0,341	0,185	0,084	6000
407.862	0,394	0,213	0,098	6000
407.863	0,660	0,313	0,148	6000
407.864	1,344	0,360	0,228	6000
407.900	0,556	0,240	0,138	6000
407.911	0,510	0,245	0,146	6000

Deckprofile 50 mm (Massstab 1:3)
Profils de recouvrement 50 mm (échelle 1:3)
Cover sections 50 mm (scale 1:3)

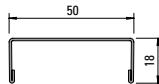
VISS Fassade
 VISS façade
 VISS façade

Edelstahl-Abdeckprofile
Werkstoff 1.4301 (AISI 304)
 geschliffen, Korn 220/240,
 mit Schutzfolie



400.860

Profilé de recouvrement acier Inox
Qualité 1.4301 (AISI 304)
 meulé, degré 220/240,
 avec feuille de protection

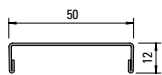


400.861

Stainless steel cover sections
Material 1.4301 (AISI 304)
 polished, grain 220/240,
 with protective film

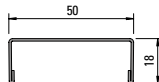


Edelstahl-Abdeckprofile
Werkstoff 1.4401 (AISI 316)
 geschliffen, Korn 220/240,
 mit Schutzfolie



400.862

Profilé de recouvrement acier Inox
Qualité 1.4401 (AISI 316)
 meulé, degré 220/240,
 avec feuille de protection



400.863

Stainless steel cover sections
Material 1.4401 (AISI 316)
 polished, grain 220/240,
 with protective film



Profil-Nr.	G kg/m	L mm
400.860	0,644	6000
400.861	0,734	6000

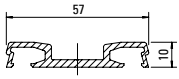
Profil-Nr.	G kg/m	L mm
400.862	0,652	6000
400.863	0,744	6000

Artikelbibliothek
 Bibliothèque des articles
 Article library

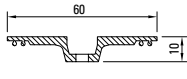
DXF **DWG**

Deckprofile 60 mm (Massstab 1:3)
Profils de recouvrement 60 mm (échelle 1:3)
Cover sections 60 mm (scale 1:3)

VISS Fassade
 VISS façade
 VISS façade



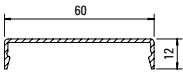
407.802



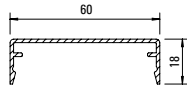
407.822



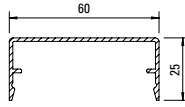
407.823



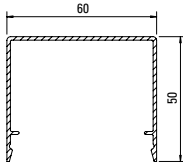
407.865



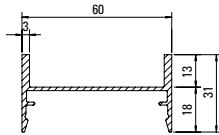
407.866



407.867



407.868



407.901

Werkstoff

Aluminium EN AW 6060 T66 roh, leicht eingeölt

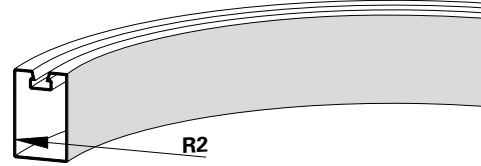
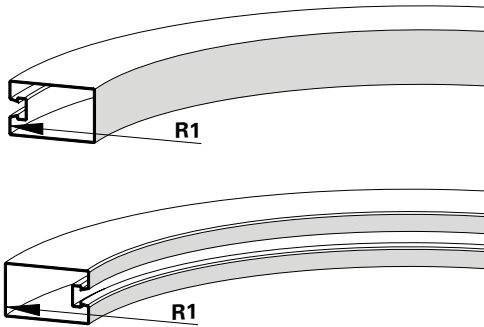
Matériau

Aluminium EN AW 6060 T66 brut, légèrement huilé

Material

Aluminium EN AW 6060 T66 mill finish, slightly oiled

Profil-Nr.	G kg/m	U m ² /m	P m ² /m	L mm
407.802	0,558	0,190		6000
407.822	0,530	0,163	0,051	6000
407.823	0,076	0,043	0,019	6000
407.865	0,304	0,167	0,082	6000
407.866	0,379	0,205	0,094	6000
407.867	0,432	0,223	0,108	6000
407.868	0,750	0,330	0,160	6000
407.901	0,590	0,255	0,148	6000



Profil Profilé Profile	R1 mm	R2 mm
76.666	3000	1000
76.667	3800	2000
76.671	1000	1000
76.678	2000	1100
76.679	2600	1000
76.684	2200	1300
76.694	700	700
76.695	1300	1000
76.696	2000	800
76.697	2200	900
76.698	2500	2500

Profil Profilé Profile	R1 mm	R2 mm
76.680	500	500
76.681	500	500
76.683	700	750
76.692	600	
76.693	600	

Hinweis:

Alle Profile sind auch in verzinkter Ausführung (Z) biegebar.

Beim Biegen von engen Radien kann sich die VISS-Nute verjüngen.

Remarque:

Tous les profilés sont également cintrables en exécution galvanisée (Z).

La rainure VISS peut s'amincir lors du cintrage pour des rayons serrés.

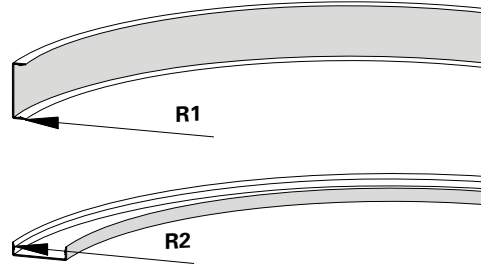
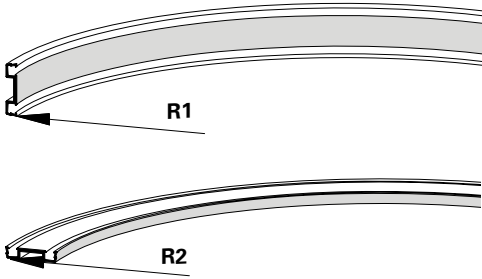
Note:

All profiles can also be bent into curves in the galvanised finish (Z).

The VISS flute might be tapered down when bending narrow radii.

Biegeradien
Travaux de cintrage
Bending data

VISS Fassade
 VISS façade
 VISS façade



Profil Profilé Profile	R1 mm	R2 mm
400.800	800	1500
400.800 Z	800	1200
400.801 Z	800	1800
400.802	800	1500
400.802 Z	800	1500
400.803 Z	800	1800
407.800	500	1050
407.802	500	1100

Profil Profilé Profile	R1 mm	R2 mm
407.815	500	700
407.860	500	850
407.861	500	950
407.862	700	1250
407.865	500	1250
407.866	700	1300
407.867	700	1300

Schnittpunkte	Coupe de détails	Section details
Pfosten/Riegel-Details 50 mm	Détails montant/traverse 50 mm	Details mullion/transom 50 mm
Segment-Verglasung 50 mm	Vitrage segmenté 50 mm	Segmental glazing 50 mm
VISS Linea 50 mm	VISS Linea 50 mm	VISS Linea 50 mm
Flaches Deckprofil 50 mm	Profilé de recouvrement plat 50 mm	Flat cover cap 50 mm
VISS Linea 50 mm	VISS Linea 50 mm	VISS Linea 50 mm
Einfachverglasung 50 mm	Vitrage simple 50 mm	Single glazing 50 mm
Pfosten/Riegel-Details 60 mm	Détails montant/traverse 60 mm	Details mullion/transom 60 mm
Segment-Verglasung 60 mm	Vitrage segmenté 60 mm	Segmental glazing 60 mm
Flaches Deckprofil 60 mm	Profilé de recouvrement plat 60 mm	Flat cover cap 60 mm
Einfachverglasung 60 mm	Vitrage simple 60 mm	Single glazing 60 mm

Konstruktions-Details	Détails de constructions	Construction details
Einsatzelement Janisol HI	Élément de remplissage Janisol HI	Infill element Janisol HI
Einsatzelement Janisol-Türe	Élément de remplissage porte Janisol	Infill element Janisol door
Einsatzelement Janisol Primo	Élément de remplissage Janisol Primo	Infill element Janisol Primo
Einsatzelement Janisol Arte	Élément de remplissage Janisol Arte	Infill element Janisol Arte
Aussenecke 90°	Angle extérieur 90°	Outer corner 90°
Aussenecke 135°	Angle extérieur 135°	Outer corner 135°
Innenecke 135°	Angle intérieur 135°	Inner corner 135°

Anschlüsse am Bau	Raccords au mur	Attachment to structure
System-Hinweise	Indications du système	System instructions
U _f -Werte nach EN 10077-2	Valeurs U _f selon EN 10077-2	U _f values according to EN 10077-2

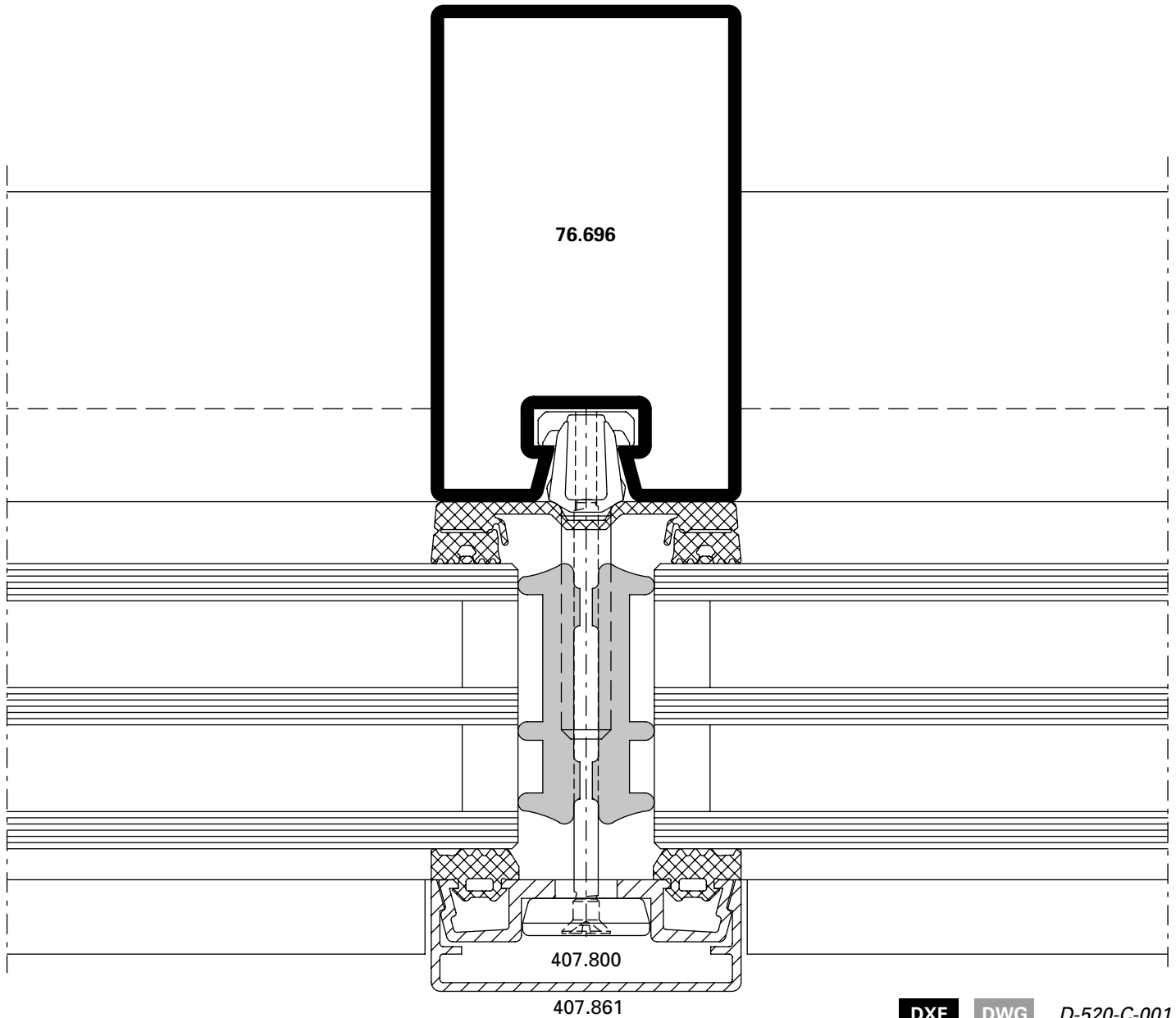
Schnittpunkte im Massstab 1:1
Coupe de détails à l'échelle 1:1
Section details on scale 1:1

VISS Fassade
VISS façade
VISS façade

VISS HI
Pfosten-Detail
Ansichtsbreite 50 mm

VISS HI
Détail du montant
Largeur de face 50 mm

VISS HI
Detail of mullion
Width 50 mm



DXF

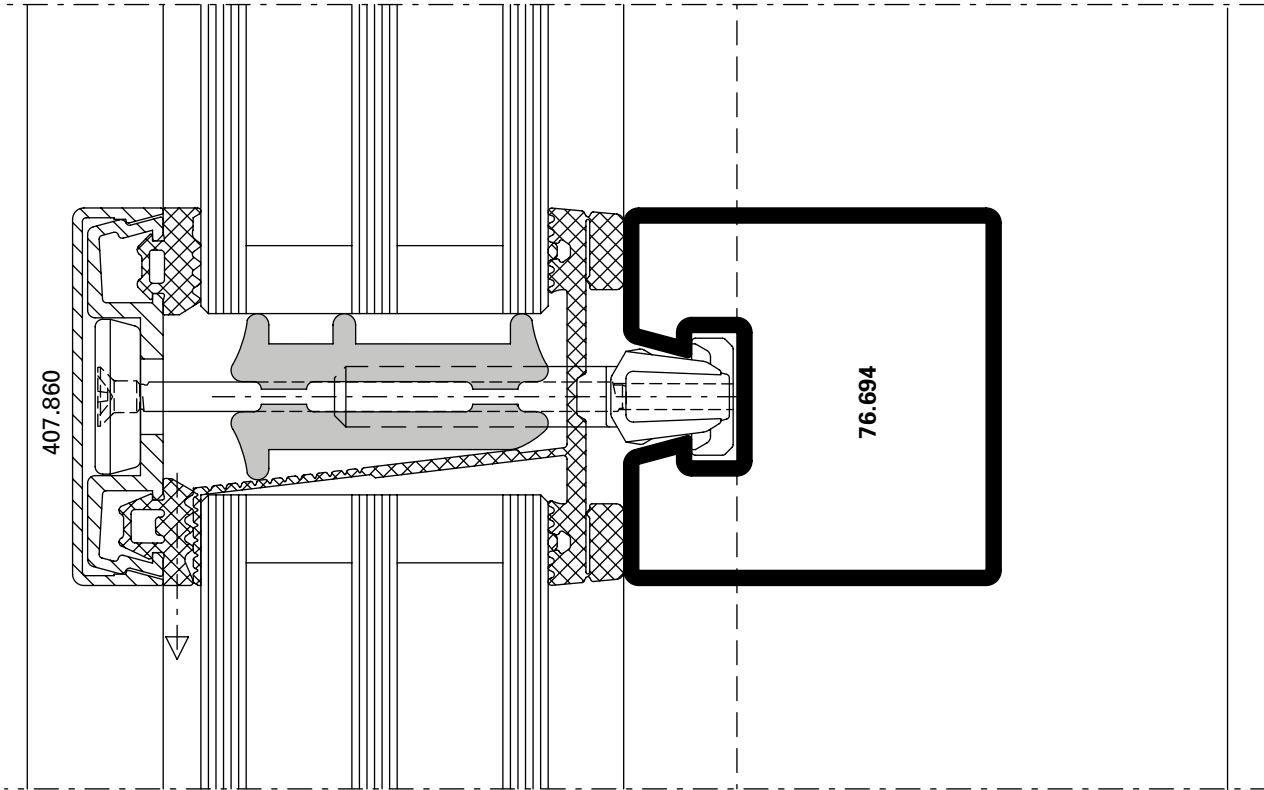
DWG

D-520-C-001

VISS HI
Riegel-Detail
Ansichtsbreite 50 mm

VISS HI
Détail de la traverse
Largeur de face 50 mm

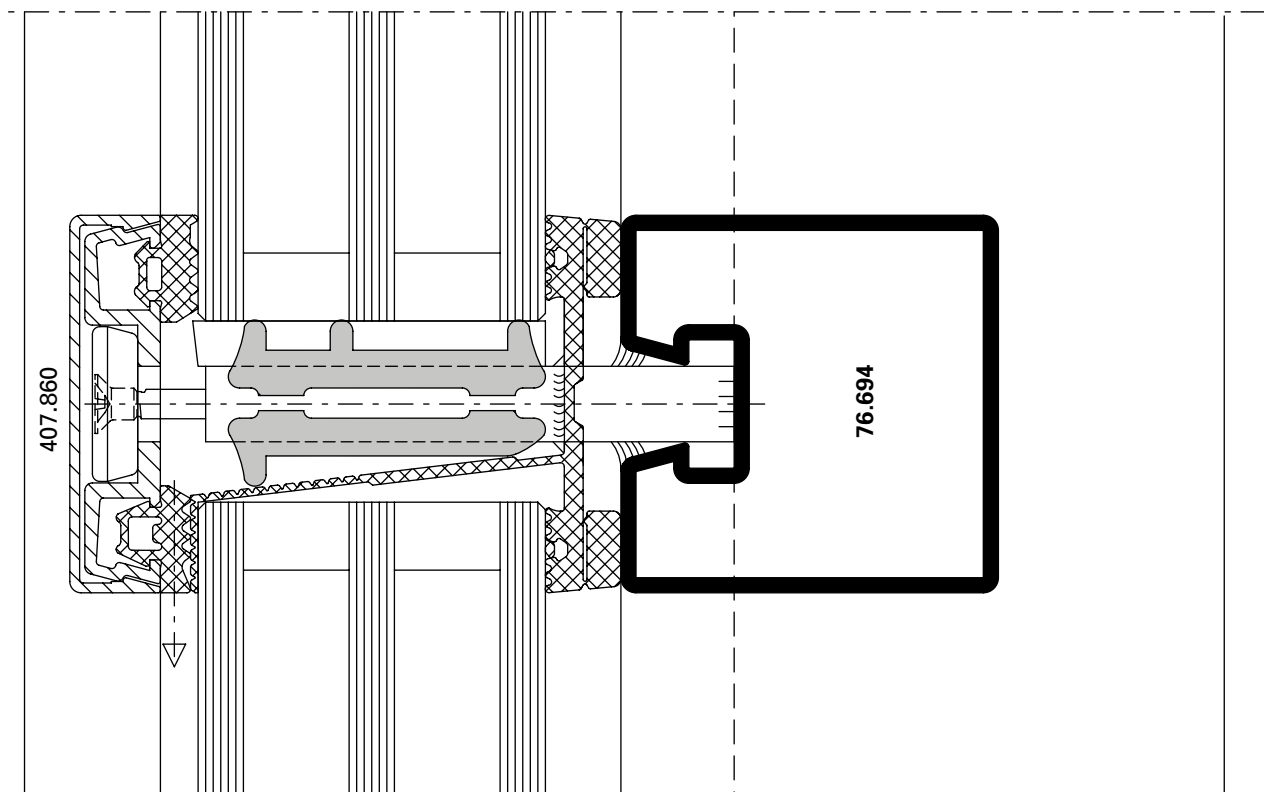
VISS HI
Detail of transom
Width 50 mm



D-520-C-002

DWG

DXF



D-520-C-003

DWG

DXF

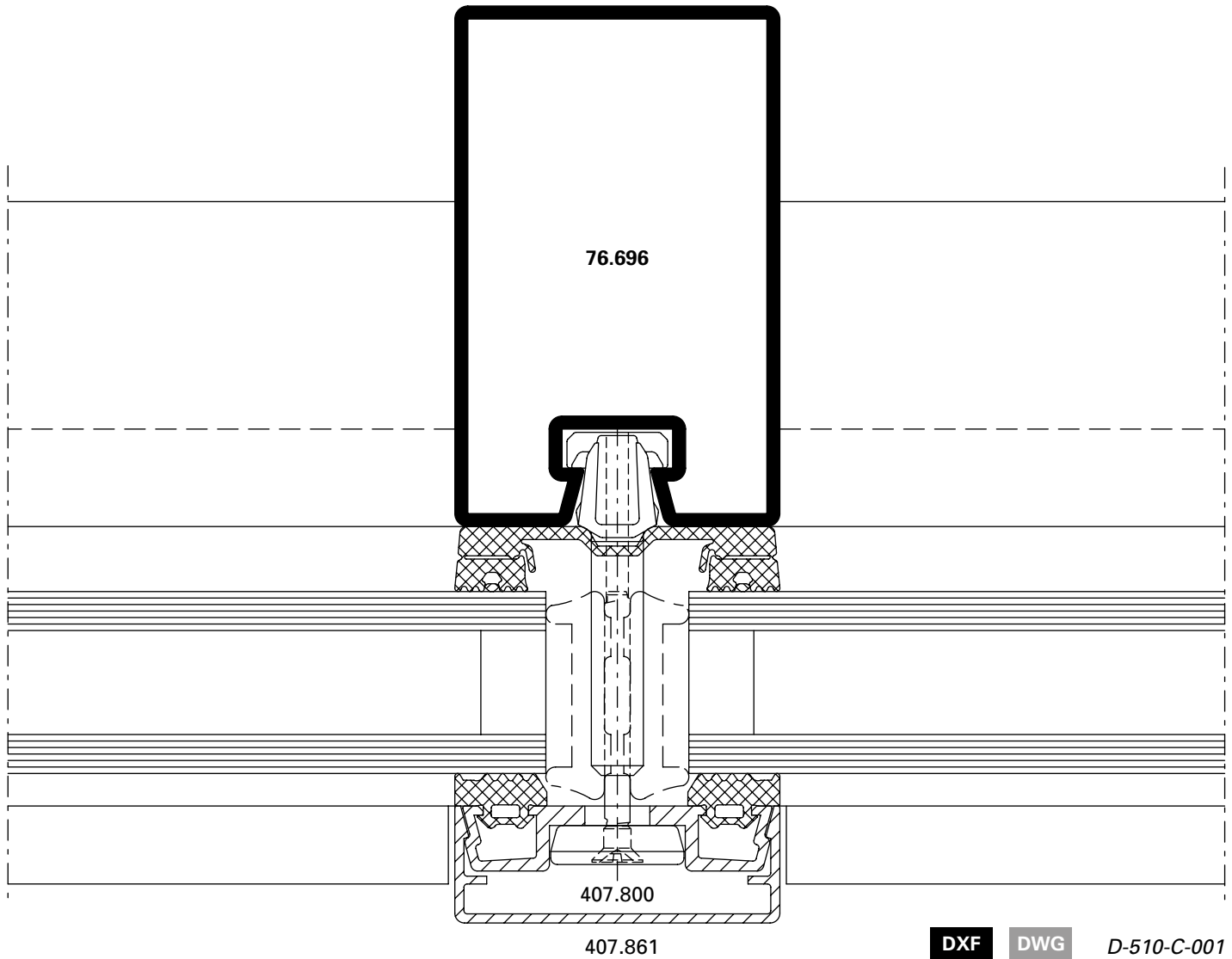
Schnittpunkte im Massstab 1:1
Coupe de détails à l'échelle 1:1
Section details on scale 1:1

VISS Fassade
VISS façade
VISS façade

Pfosten-Detail
Ansichtsbreite 50 mm

Détail du montant
Largeur de face 50 mm

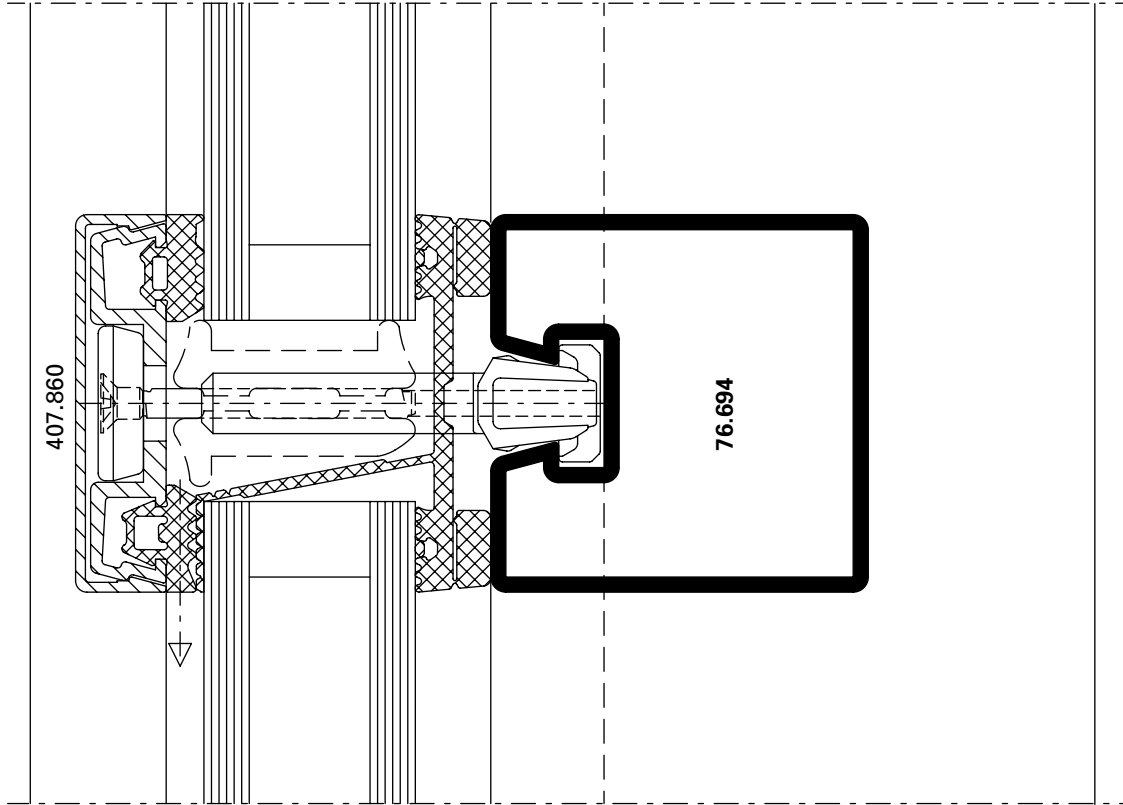
Detail of mullion
Width 50 mm



Riegel-Detail
Ansichtsbreite 50 mm

Détail de la traverse
Largeur de face 50 mm

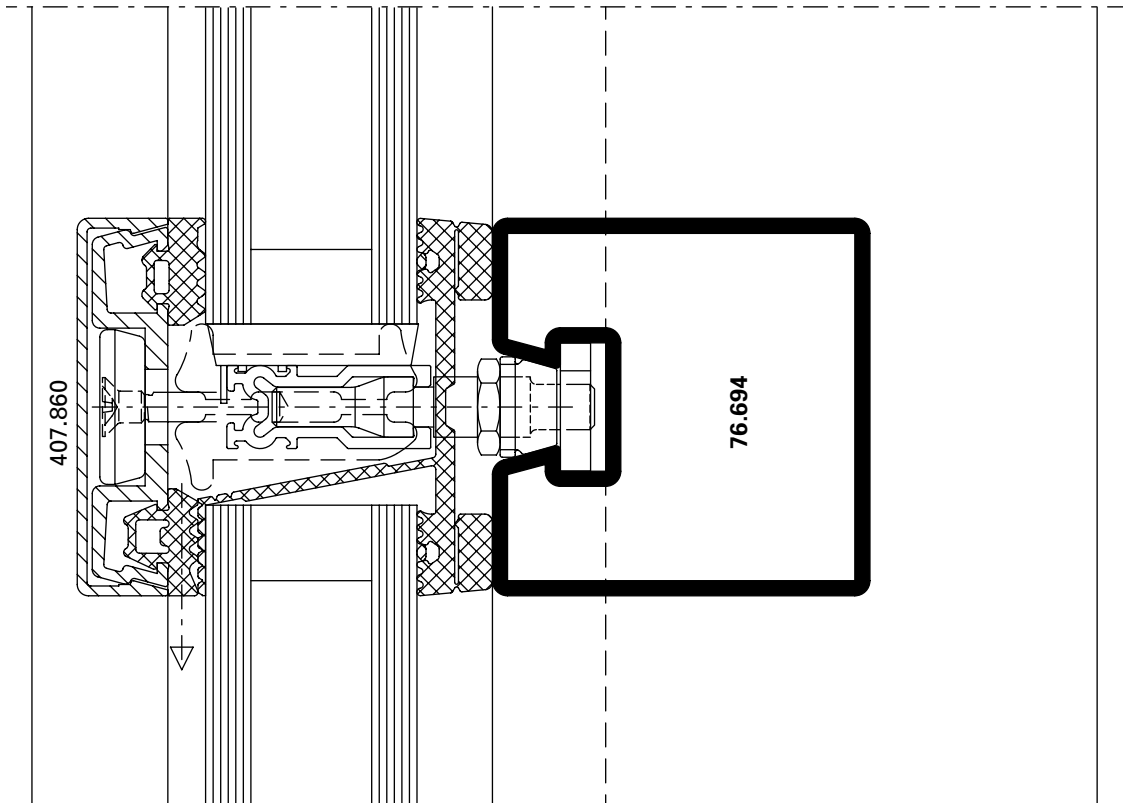
Detail of transom
Width 50 mm



D-510-C-002

DWG

DXF



D-510-C-003

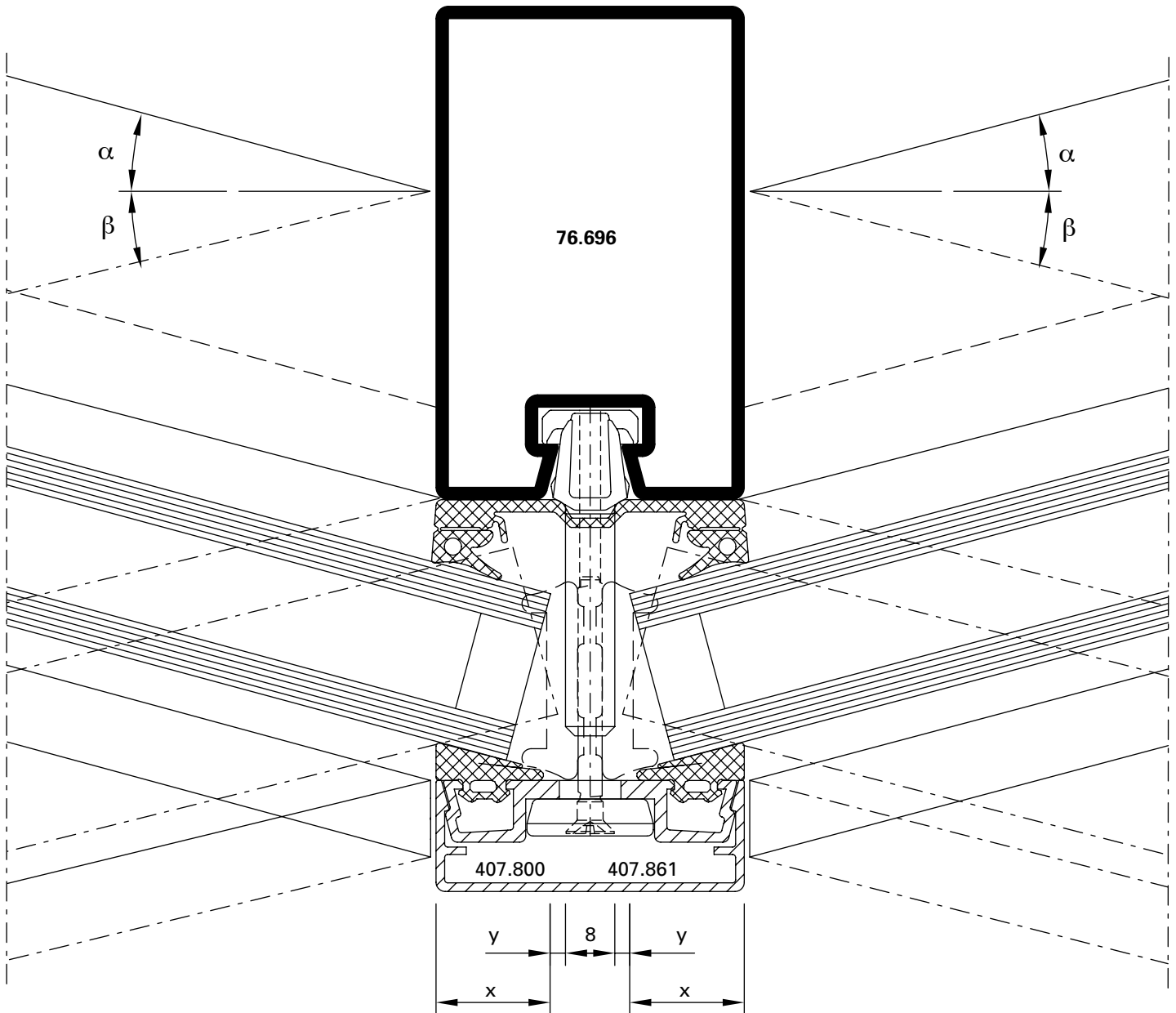
DWG

DXF

Pfosten-Detail
 Segmentverglasung 50 mm

Détail du montant
 Vitrage segmenté 50 mm

Detail of mullion
 Segmental glazing, width 50 mm



DXF DWG D-510-C-004

α β	Füllelement- dicke	x (max) mm	y (min) mm
0 – 5°	20 – 45 mm	16	5
5 – 10°	20 – 35 mm	18	3
10 – 15°	20 – 24 mm	18	3

α β	Epaisseur du remplissage	x (max) mm	y (min) mm
0 – 5°	20 – 45 mm	16	5
5 – 10°	20 – 35 mm	18	3
10 – 15°	20 – 24 mm	18	3

α β	Thickness of glass/panel	x (max) mm	y (min) mm
0 – 5°	20 – 45 mm	16	5
5 – 10°	20 – 35 mm	18	3
10 – 15°	20 – 24 mm	18	3

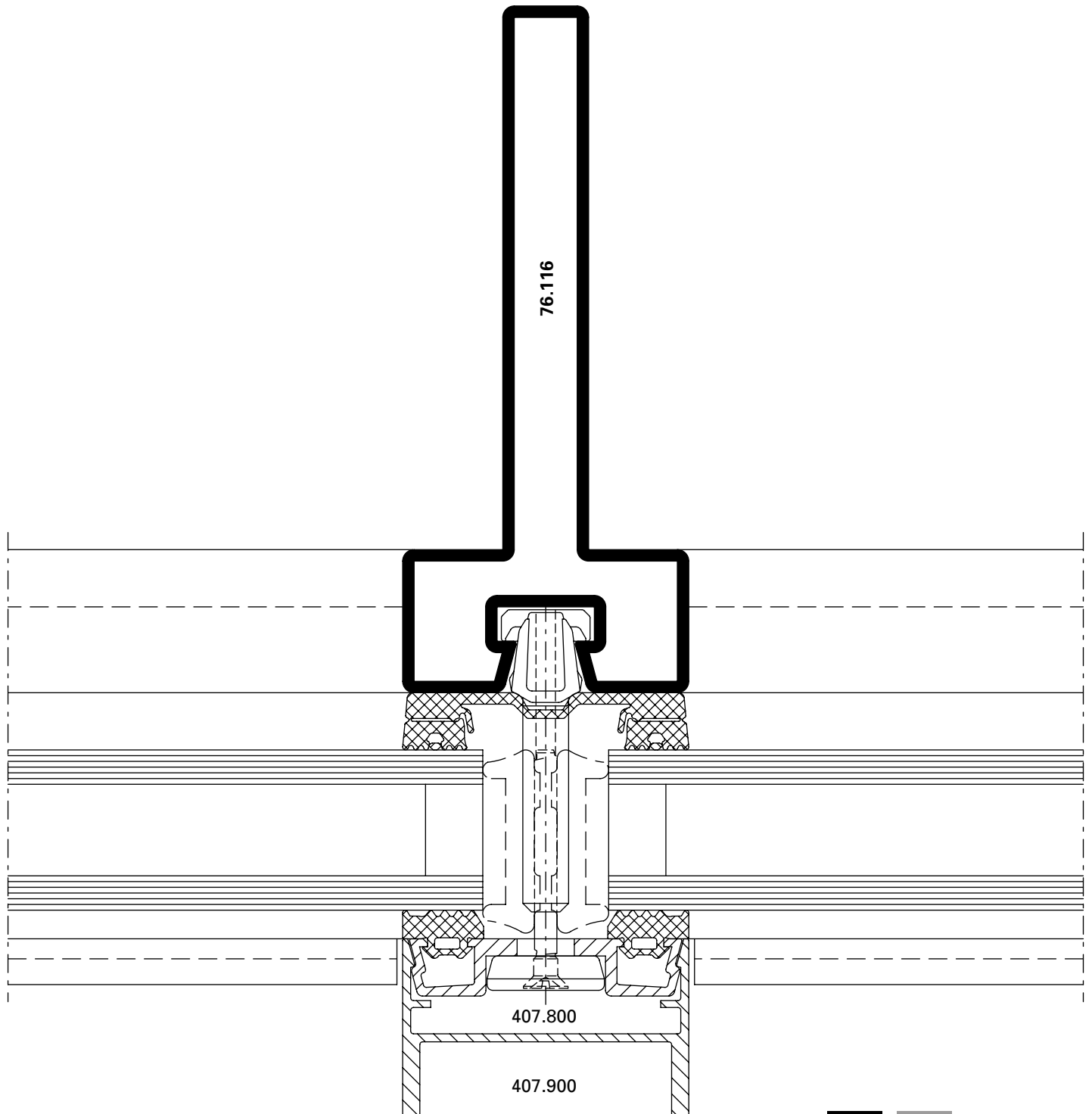
Schnittpunkte im Massstab 1:1
Coupe de détails à l'échelle 1:1
Section details on scale 1:1

VISS Fassade
VISS façade
VISS façade

Pfosten-Detail VISS Linea
Ansichtsbreite 50 mm

Détail du montant VISS Linea
Largeur de face 50 mm

Detail of mullion VISS Linea
Width 50 mm



DXF DWG D-510-C-016

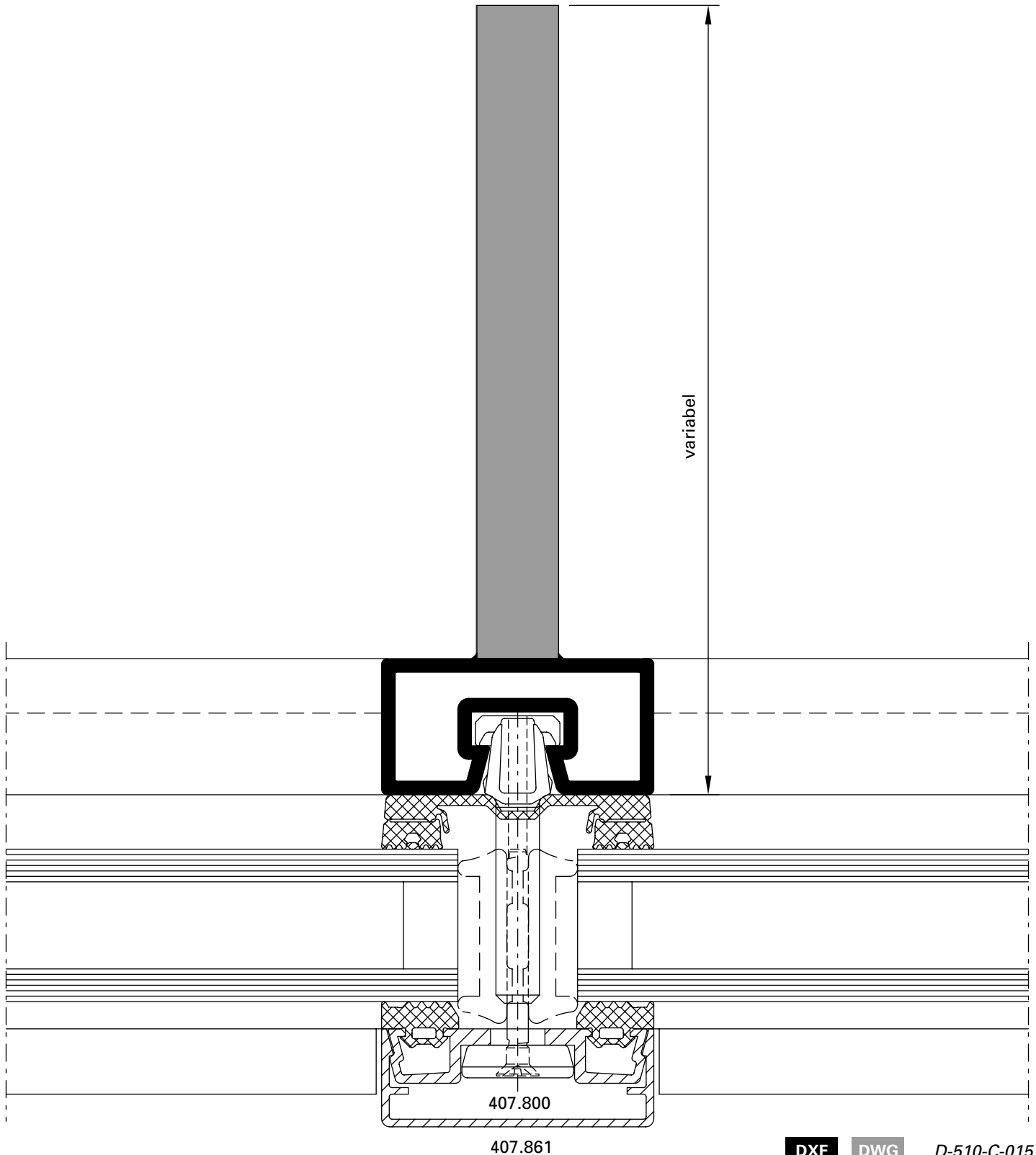
Schnittpunkte im Massstab 1:1
Coupe de détails à l'échelle 1:1
Section details on scale 1:1

VISS Fassade
VISS façade
VISS façade

Pfosten-Detail VISS Linea
Lasergeschweisst
Ansichtsbreite 50 mm

Détail du montant VISS Linea
Soudage au laser
Largeur de face 50 mm

Detail of mullion VISS Linea
Laser welding
Width 50 mm



DXF

DWG

D-510-C-015

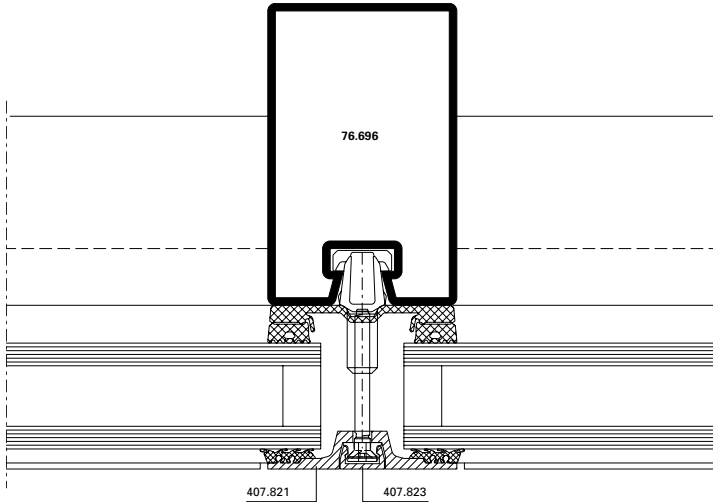
Schnittpunkte im Massstab 1:2
Coupe de détails à l'échelle 1:2
Section details on scale 1:2

VISS Fassade
VISS façade
VISS façade

Pfosten-Detail
Flaches Deckprofil
Ansichtsbreite 50 mm

Détail du montant
Profilé de recouvrement plat
Largeur de face 50 mm

Detail of mullion
Flat cover cap
Width 50 mm



DXF

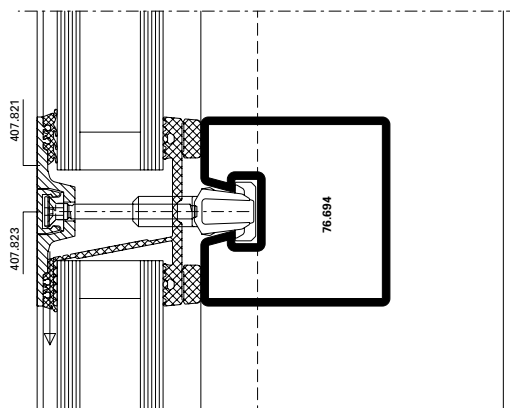
DWG

D-510-C-017

Riegel-Detail
Flaches Deckprofil
Ansichtsbreite 50 mm

Détail de la traverse
Profilé de recouvrement plat
Largeur de face 50 mm

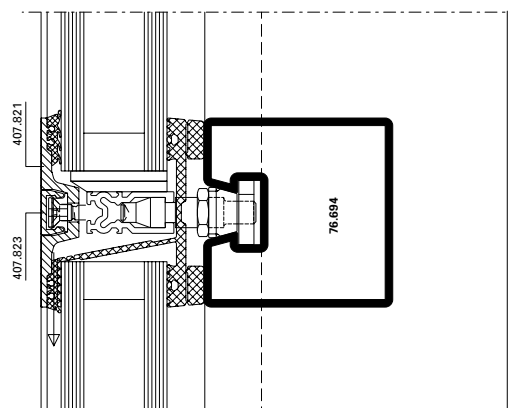
Detail of transom
Flat cover cap
Width 50 mm



D-510-C-018

DWG

DXF



D-510-C-019

DWG

DXF

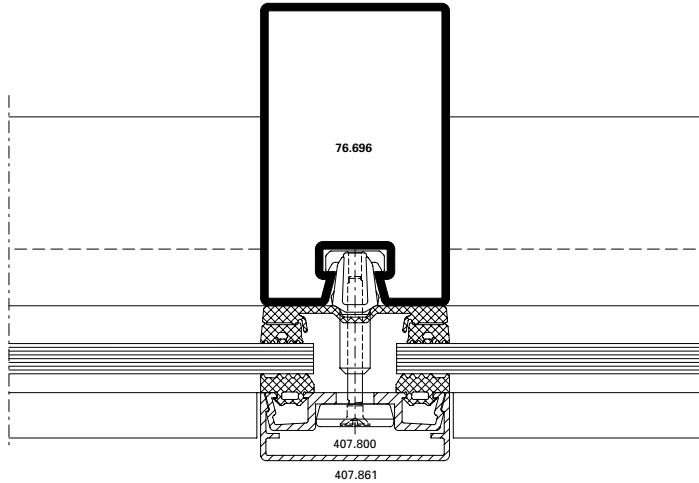
Schnittpunkte im Massstab 1:2
Coupe de détails à l'échelle 1:2
Section details on scale 1:2

VISS Fassade
VISS façade
VISS façade

Pfosten-Detail
Einfachverglasung
Ansichtsbreite 50 mm

Détail du montant
Vitrage simple
Largeur de face 50 mm

Detail of mullion
Single glazing
Width 50 mm

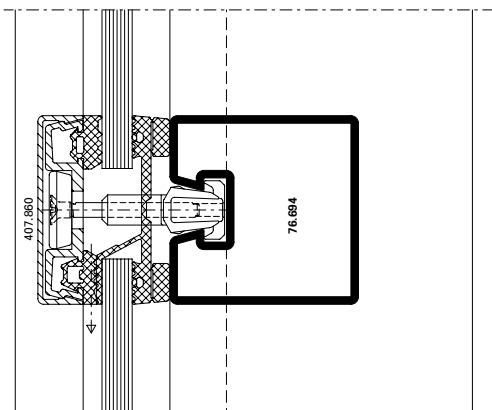


DXF **DWG** D-510-C-012

Riegel-Detail
Einfachverglasung
Ansichtsbreite 50 mm

Détail de la traverse
Vitrage simple
Largeur de face 50 mm

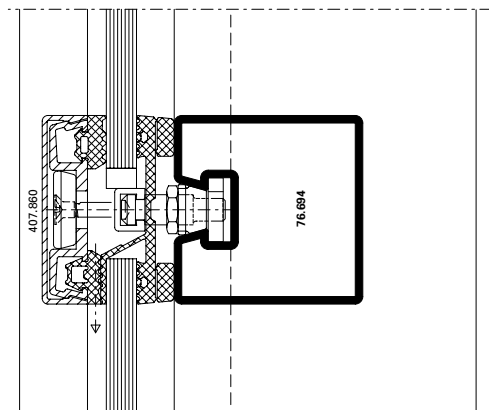
Detail of transom
Single glazing
Width 50 mm



D-510-C-013

DWG

DXF



D-510-C-014

DWG

DXF

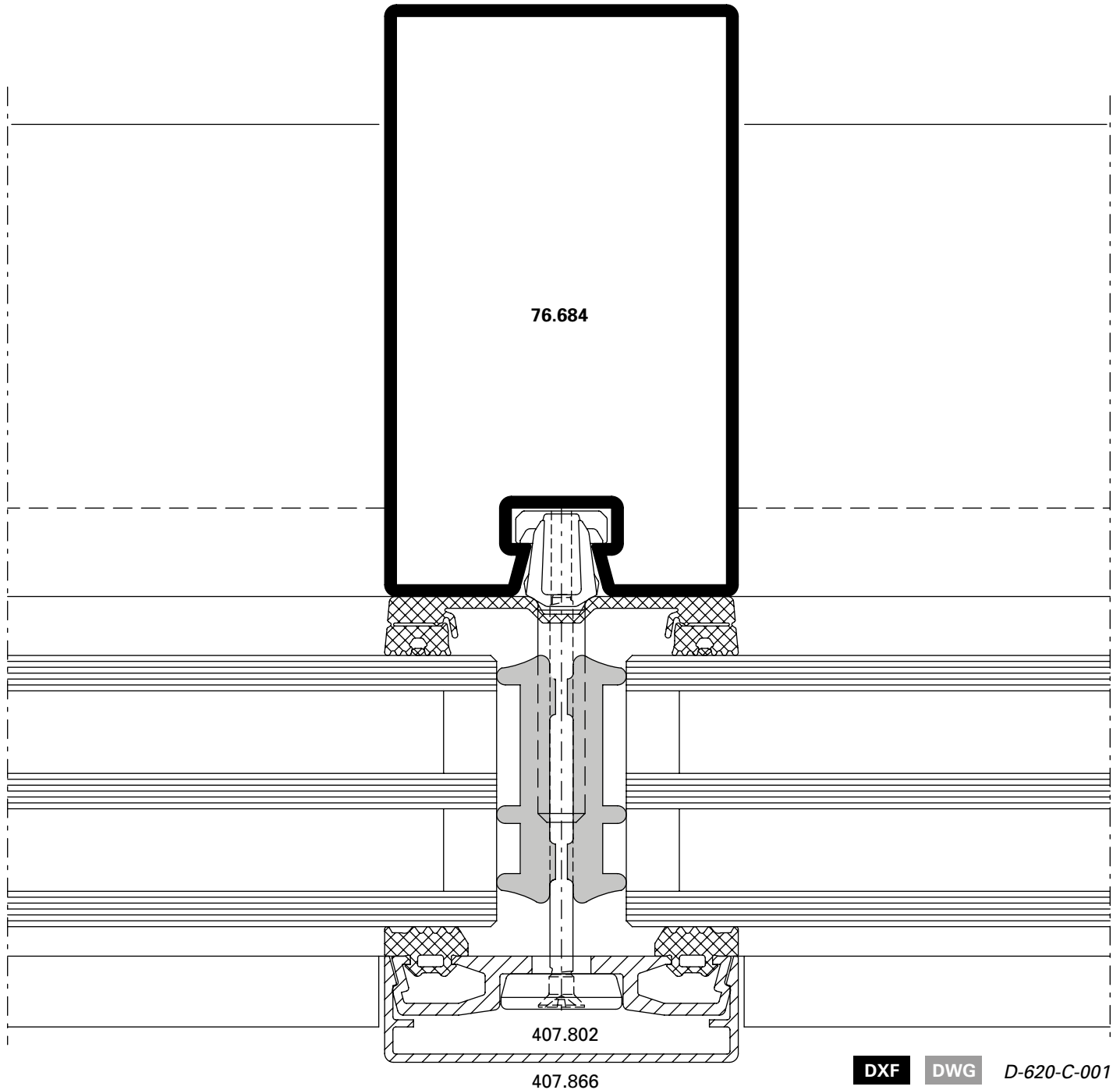
Schnittpunkte im Massstab 1:1
Coupe de détails à l'échelle 1:1
Section details on scale 1:1

VISS Fassade
VISS façade
VISS façade

VISS HI
Pfosten-Detail
Ansichtsbreite 60 mm

VISS HI
Détail du montant
Largeur de face 60 mm

VISS HI
Detail of mullion
Width 60 mm



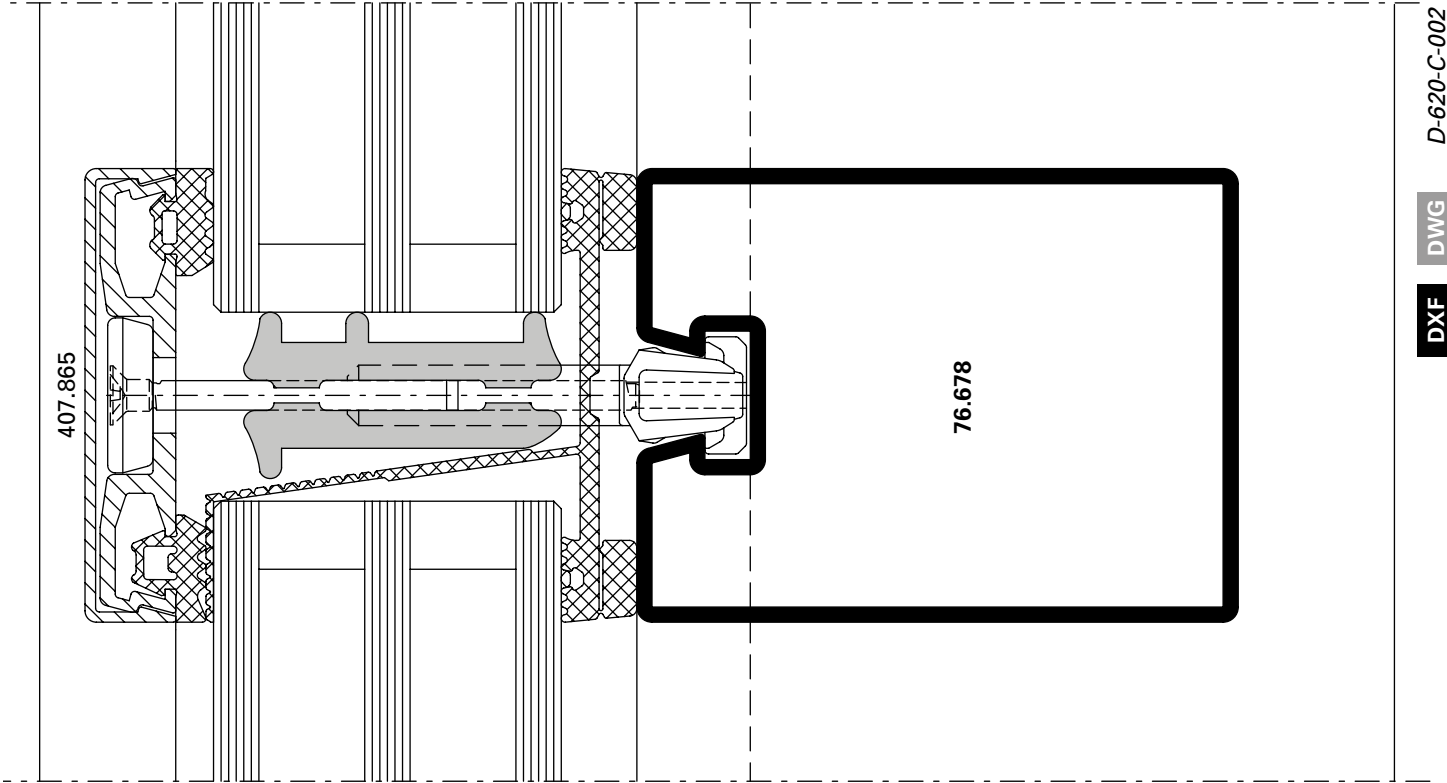
Schnittpunkte im Massstab 1:1
Coupe de détails à l'échelle 1:1
Section details on scale 1:1

VISS Fassade
VISS façade
VISS façade

VISS HI
Riegel-Detail
Ansichtsbreite 60 mm

VISS HI
Détail de la traverse
Largeur de face 60 mm

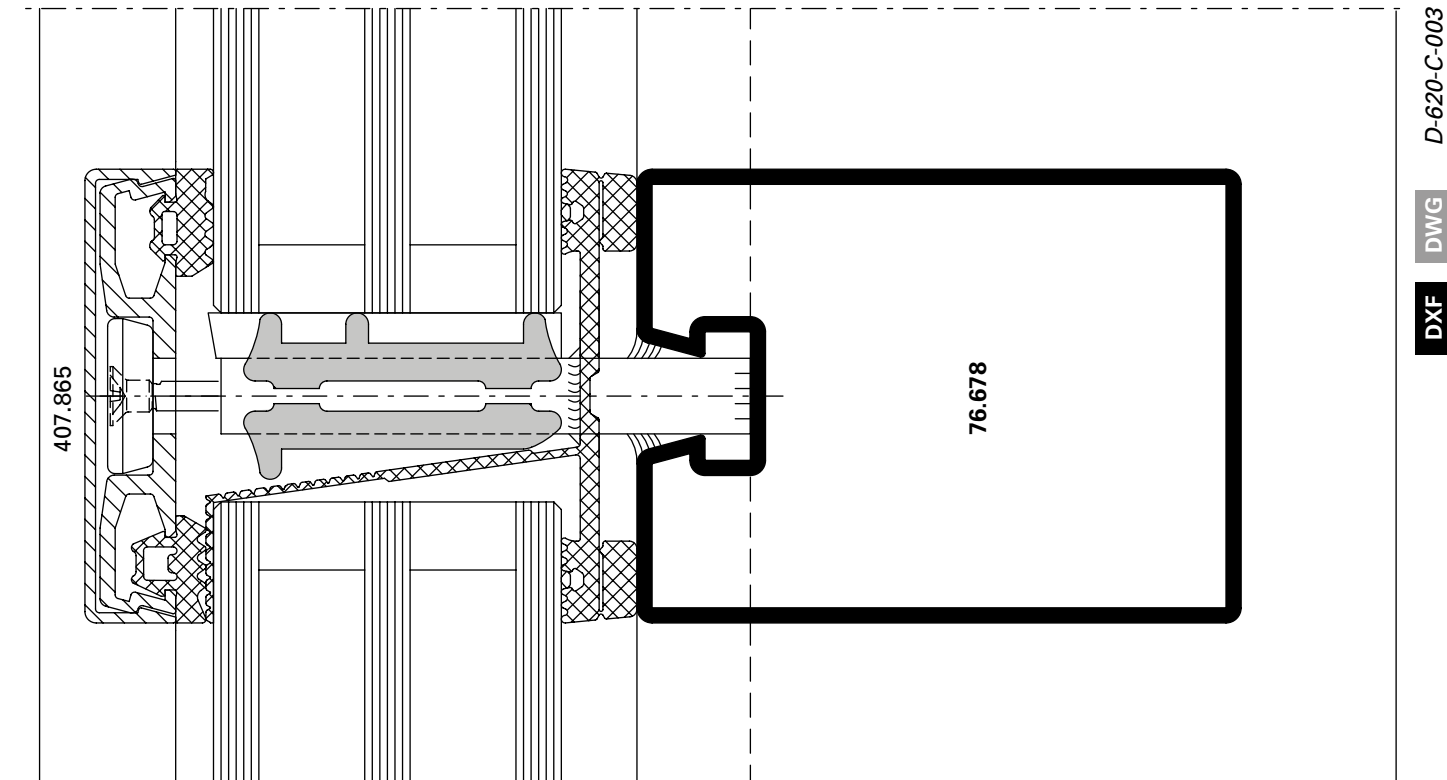
VISS HI
Detail of transom
Width 60 mm



DWG D-620-C-002

DWG

DXF



DWG D-620-C-003

DWG

DXF

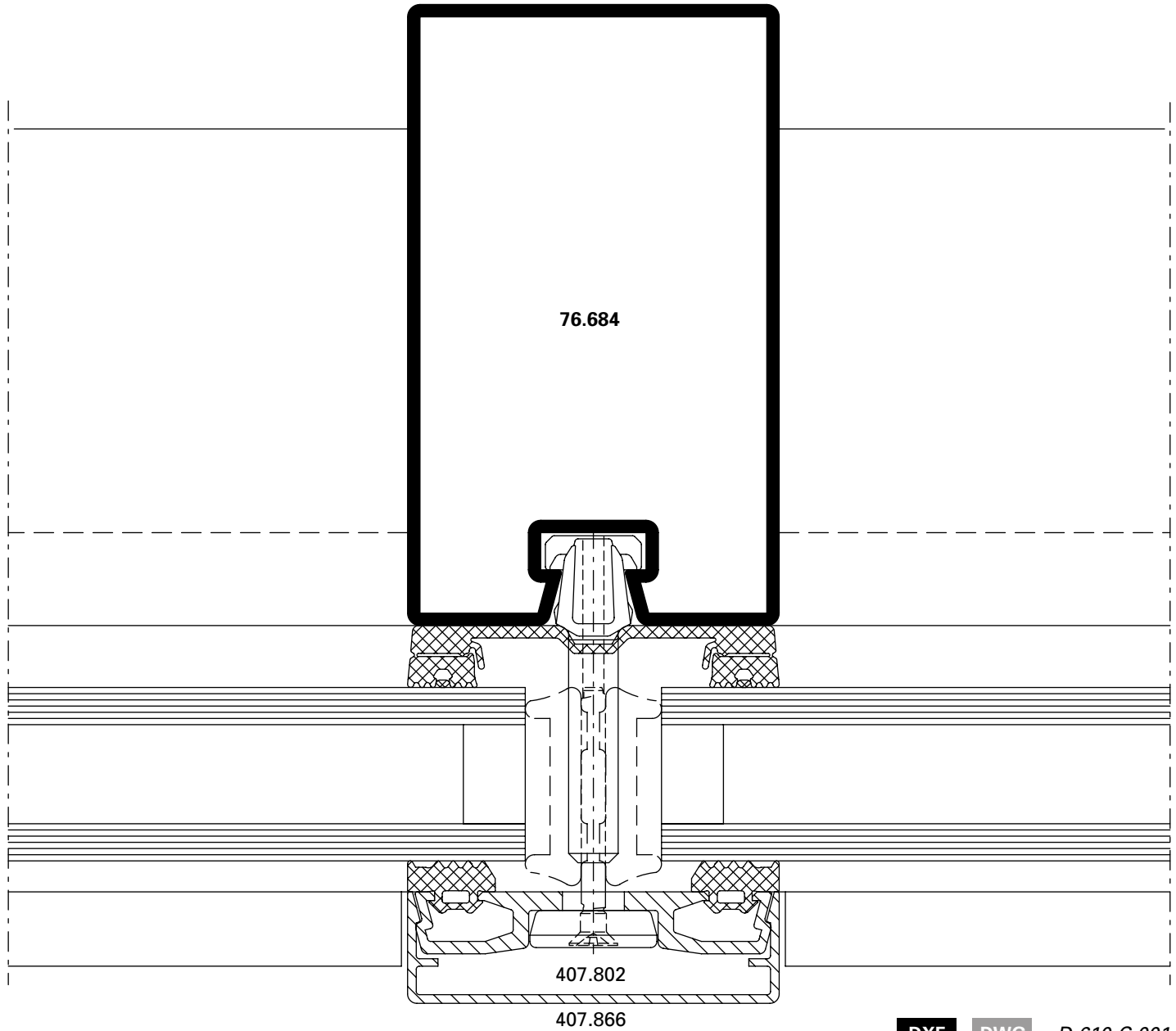
Schnittpunkte im Massstab 1:1
Coupe de détails à l'échelle 1:1
Section details on scale 1:1

VISS Fassade
VISS façade
VISS façade

Pfosten-Detail
Ansichtsbreite 60 mm

Détail du montant
Largeur de face 60 mm

Detail of mullion
Width 60 mm

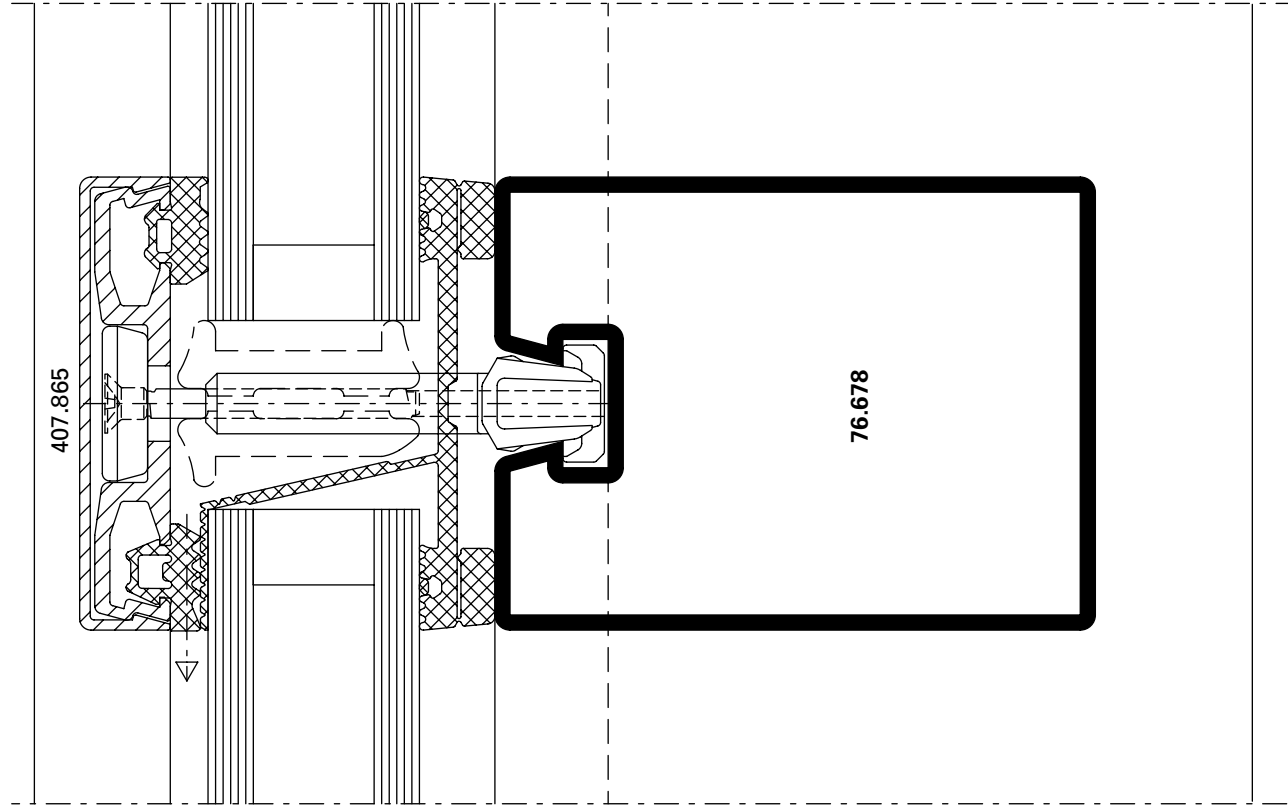


DXF **DWG** D-610-C-001

Riegel-Detail
Ansichtsbreite 60 mm

Détail de la traverse
Largeur de face 60 mm

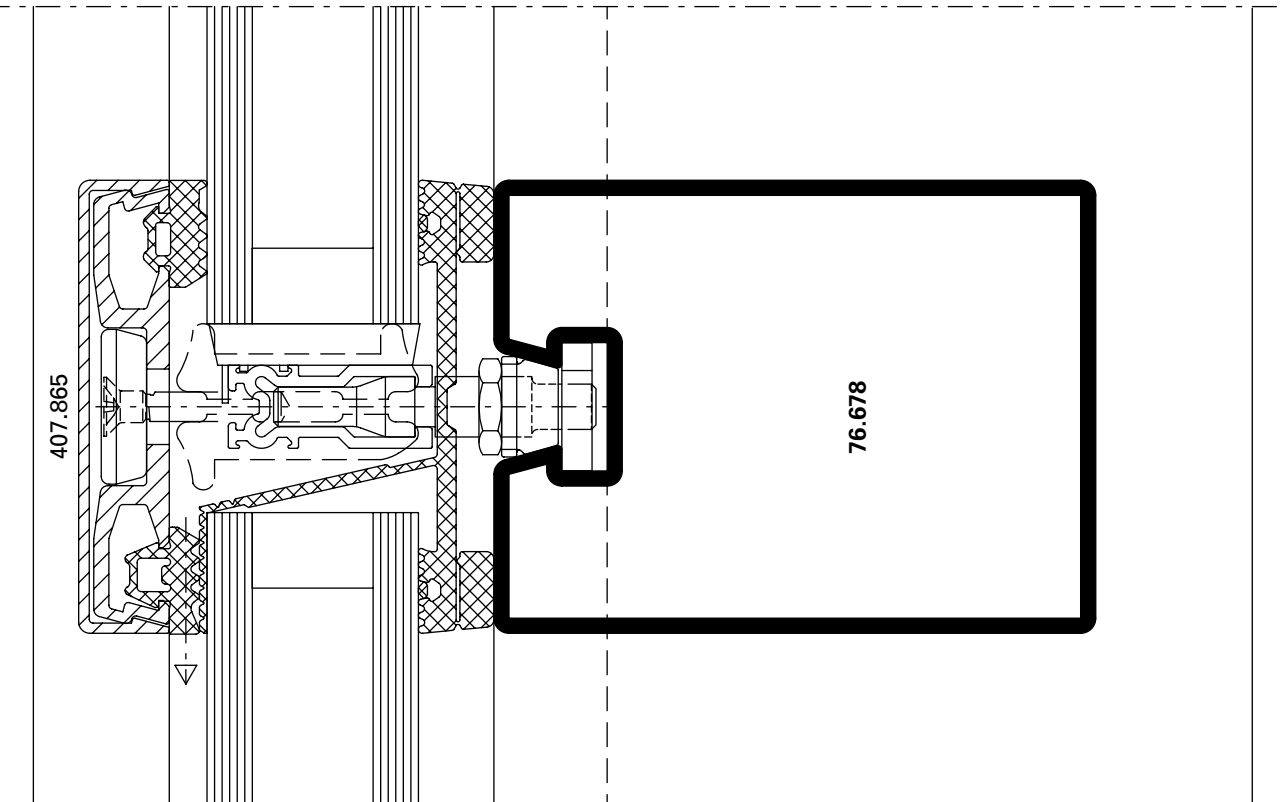
Detail of transom
Width 60 mm



D-610-C-002

DWG

DXF



D-610-C-003

DWG

DXF

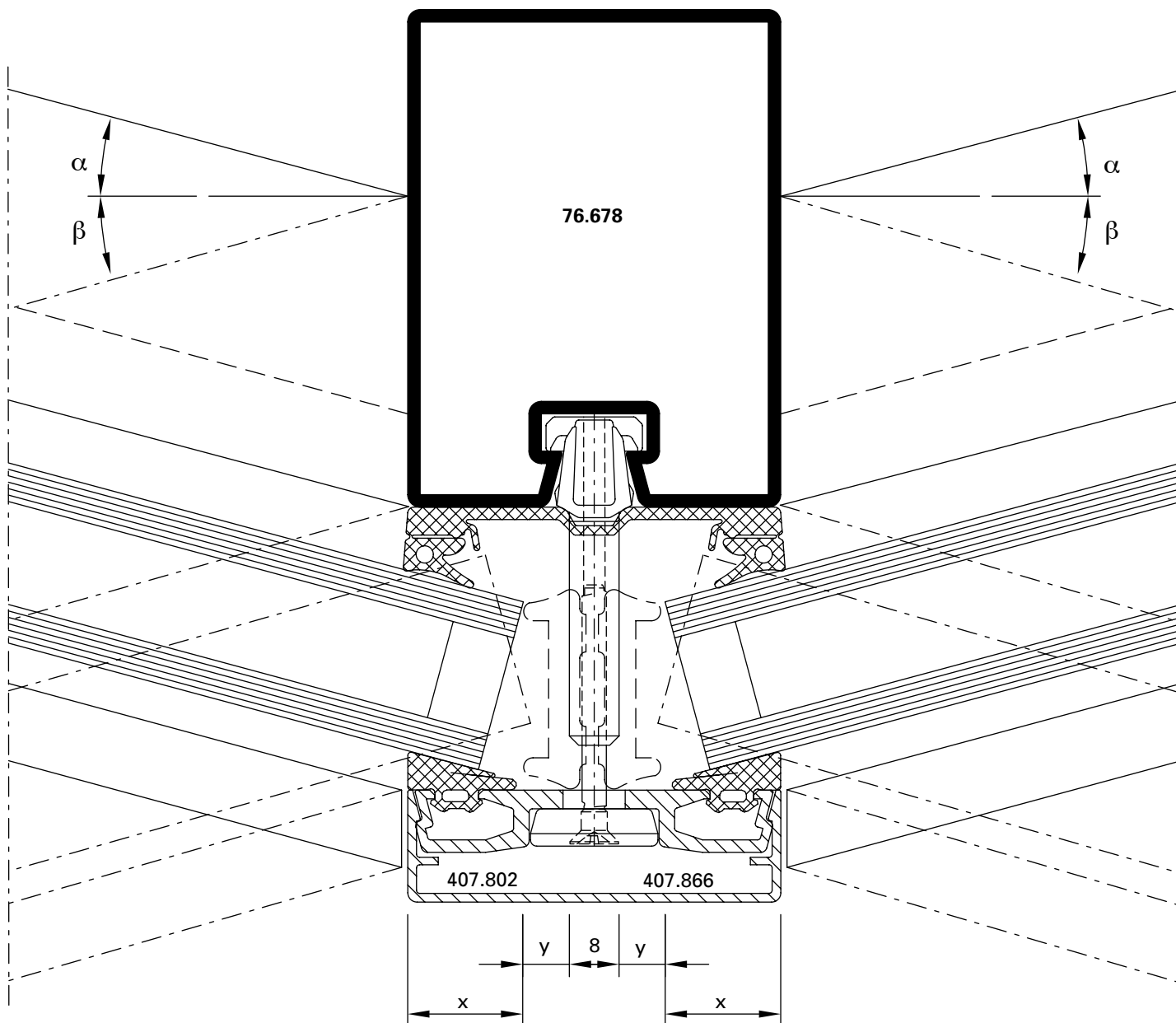
Schnittpunkte im Massstab 1:1
 Coupe de détails à l'échelle 1:1
 Section details on scale 1:1

VISS Fassade
 VISS façade
 VISS façade

Pfosten-Detail
 Segmentverglasung 60 mm

Détail du montant
 Vitrage segmenté 60 mm

Detail of mullion
 Segmental glazing, width 60 mm



DXF DWG D-610-C-004

α	Füllelement- dicke	x (max)	y (min)
β		mm	mm
0 – 5°	20 – 70 mm	21	5
5 – 10°	20 – 50 mm	21	5
10 – 15°	20 – 35 mm	21	5

α	Epaisseur du remplissage	x (max)	y (min)
β		mm	mm
0 – 5°	20 – 70 mm	21	5
5 – 10°	20 – 50 mm	21	5
10 – 15°	20 – 35 mm	21	5

α	Thickness of glass/panel	x (max)	y (min)
β		mm	mm
0 – 5°	20 – 70 mm	21	5
5 – 10°	20 – 50 mm	21	5
10 – 15°	20 – 35 mm	21	5

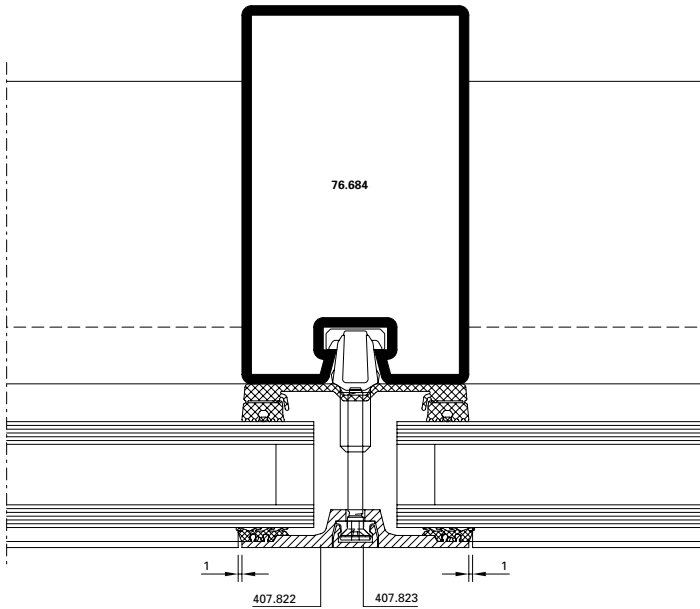
Schnittpunkte im Massstab 1:2
Coupe de détails à l'échelle 1:2
Section details on scale 1:2

VISS Fassade
 VISS façade
 VISS façade

Pfosten-Detail
Flaches Deckprofil
Ansichtsbreite 60 mm

Détail du montant
Profilé de recouvrement plat
Largeur de face 60 mm

Detail of mullion
Flat cover cap
Width 60 mm

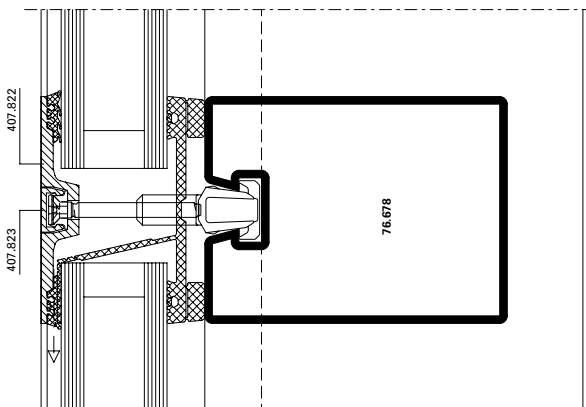


DXF **DWG** *D-610-C-011*

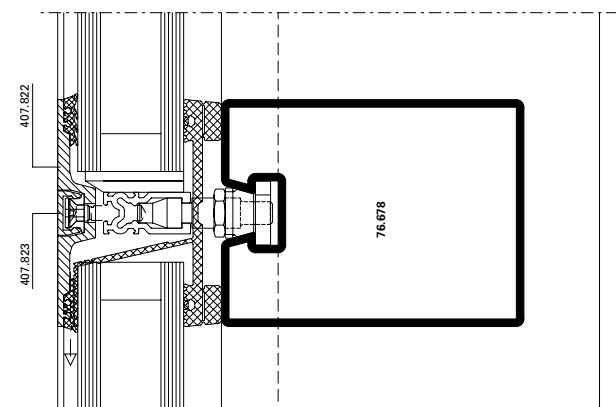
Riegel-Detail
Flaches Deckprofil
Ansichtsbreite 60 mm

Détail de la traverse
Profilé de recouvrement plat
Largeur de face 60 mm

Detail of transom
Flat cover cap
Width 60 mm



DXF **DWG** *D-610-C-012*



DXF **DWG** *D-610-C-013*

Schnittpunkte im Masstab 1:2

Coupe de détails à l'échelle 1:2

Section details on scale 1:2

VISS Fassade

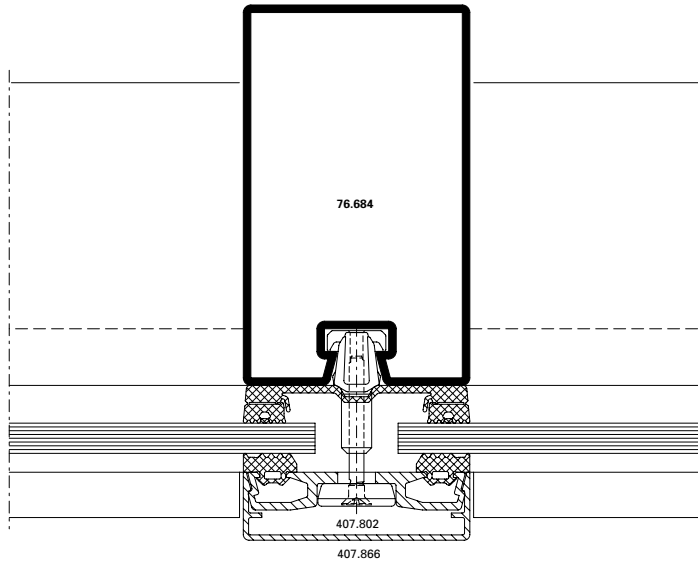
VISS façade

VISS façade

Pfosten-Detail
Einfachverglasung
Ansichtsbreite 60 mm

Détail du montant
Vitrage simple
Largeur de face 60 mm

Detail of mullion
Single glazing
Width 60 mm



DXF

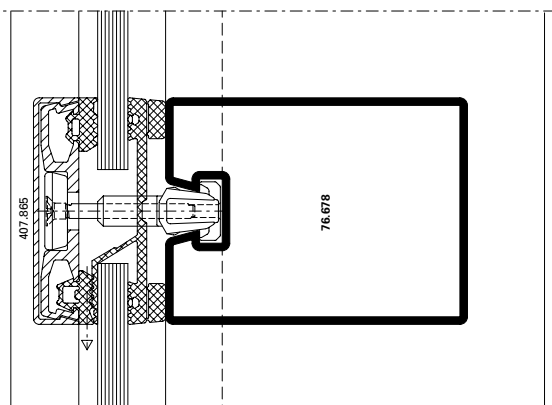
DWG

D-610-C-008

Riegel-Detail
Einfachverglasung
Ansichtsbreite 60 mm

Détail de la traverse
Vitrage simple
Largeur de face 60 mm

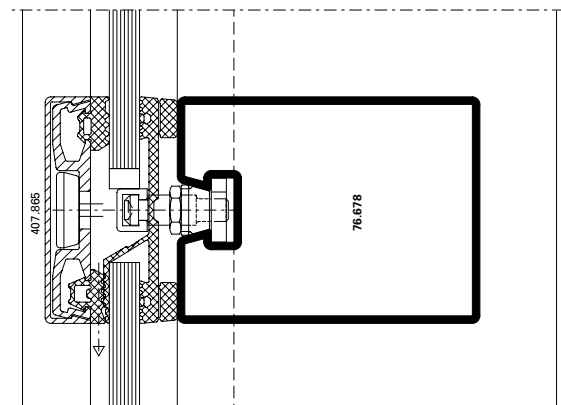
Detail of transom
Single glazing
Width 60 mm



D-610-C-009

DWG

DXF



D-610-C-010

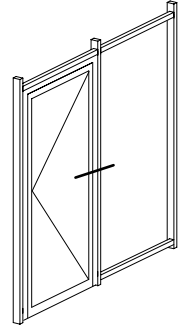
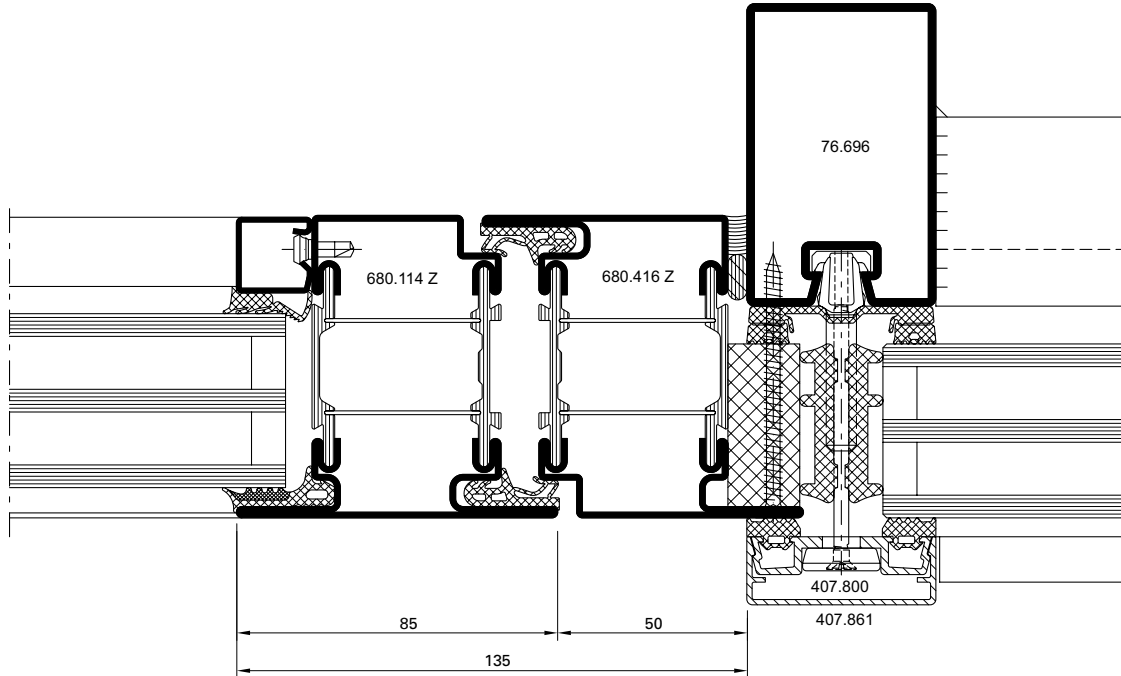
DWG

DXF

Einsatzelement
 Janisol HI Türe

Élément de remplissage
 Porte Janisol HI

Infill element
 Janisol HI door



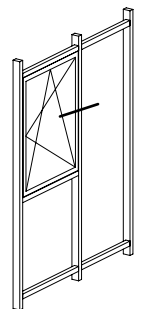
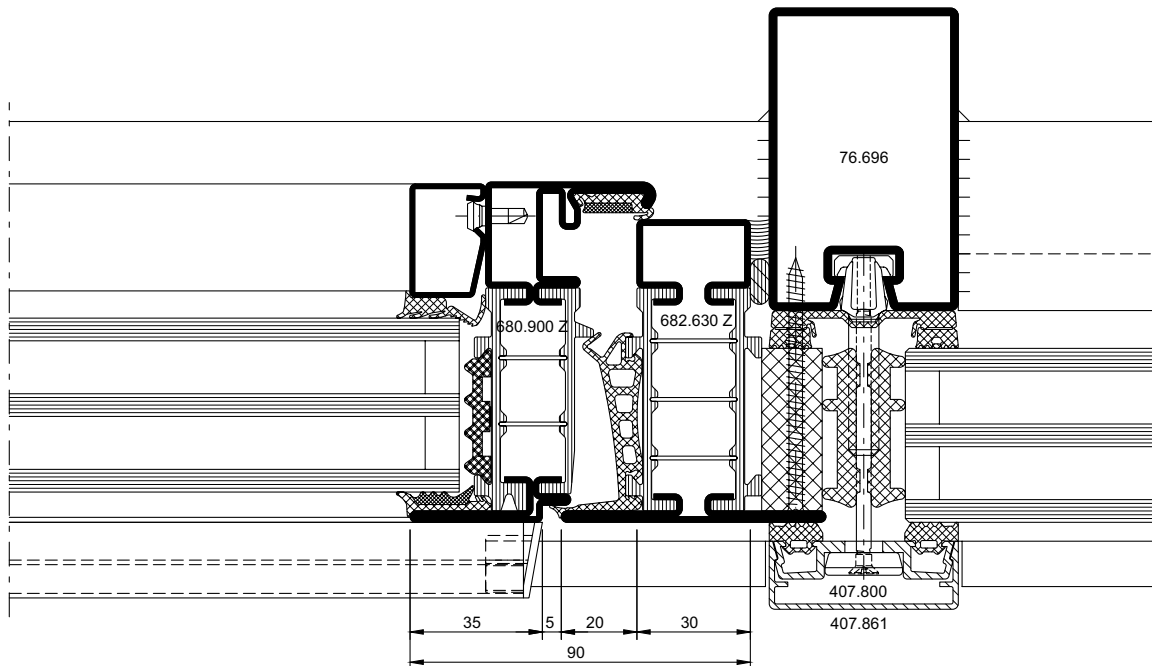
DXF DWG

D-160-A-012

Einsatzelement
 Janisol HI Fenster

Élément de remplissage
 Fenêtre Janisol HI

Infill element
 Janisol HI window



DXF DWG

D-161-A-022

* Bei grossen, schweren und/oder stark frequentierten Türanlagen ist eine zusätzliche Verschraubung im Bandbereich erforderlich.

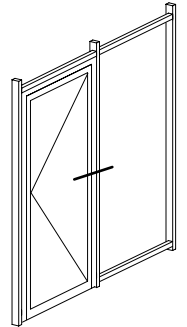
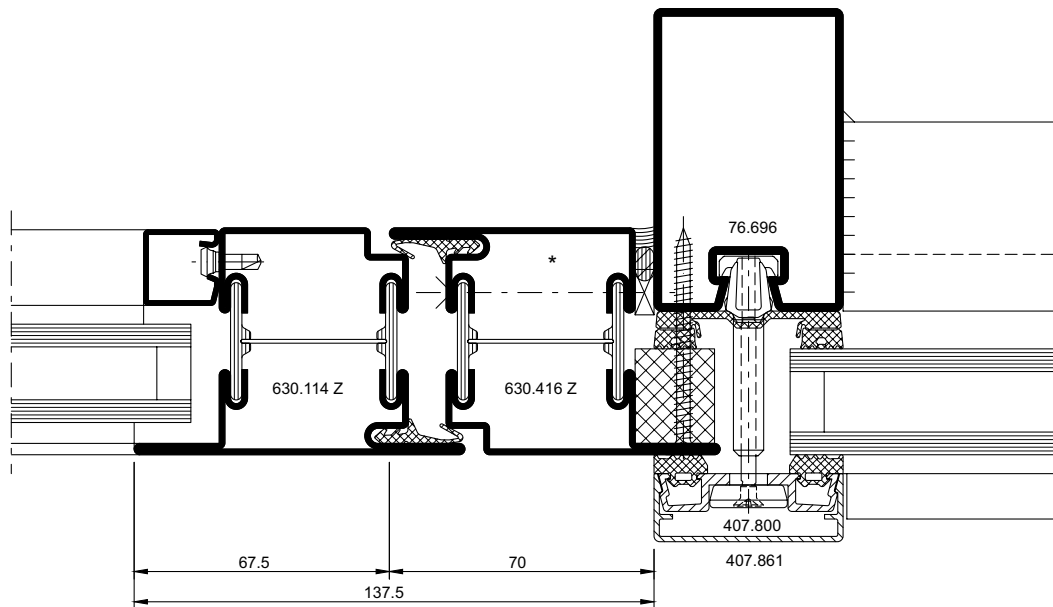
* Pour les portes lourdes de grandes dimensions et/ou fortement fréquentées, un vissage supplémentaire au niveau des paumelles est nécessaire.

* for large heavy and/or frequently used door systems, additional screw connections are required in the hinge area.

Einsatzelement
 Janisol Türe

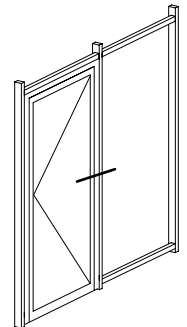
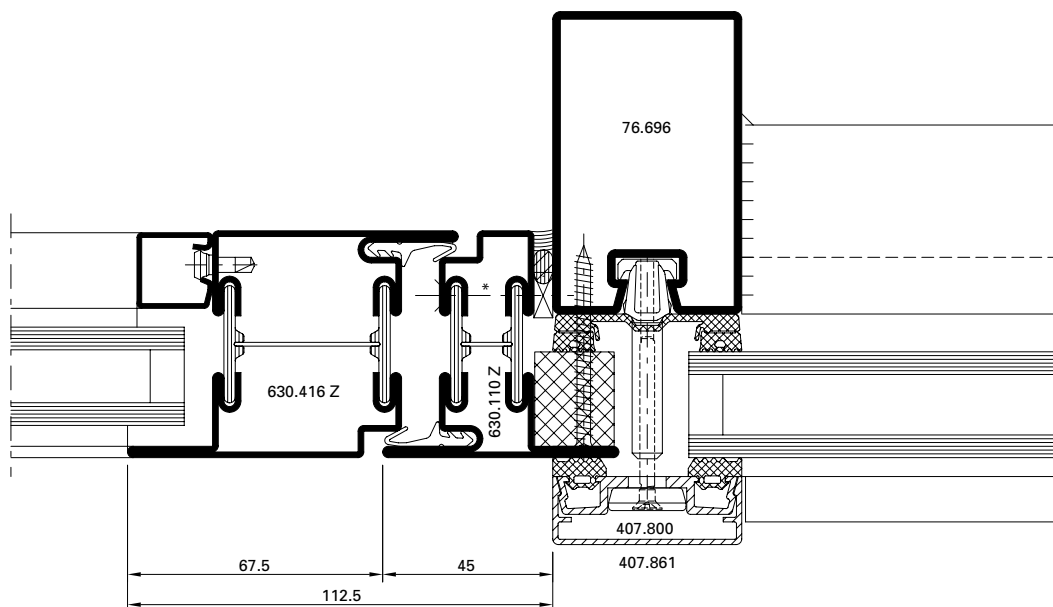
Élément de remplissage
 Porte Janisol

Infill element
 Janisol door



DXF DWG

D-510-K-015



DXF DWG

D-510-K-007

* Bei grossen, schweren und/oder stark frequentierten Türanlagen ist eine zusätzliche Verschraubung im Bandbereich erforderlich.

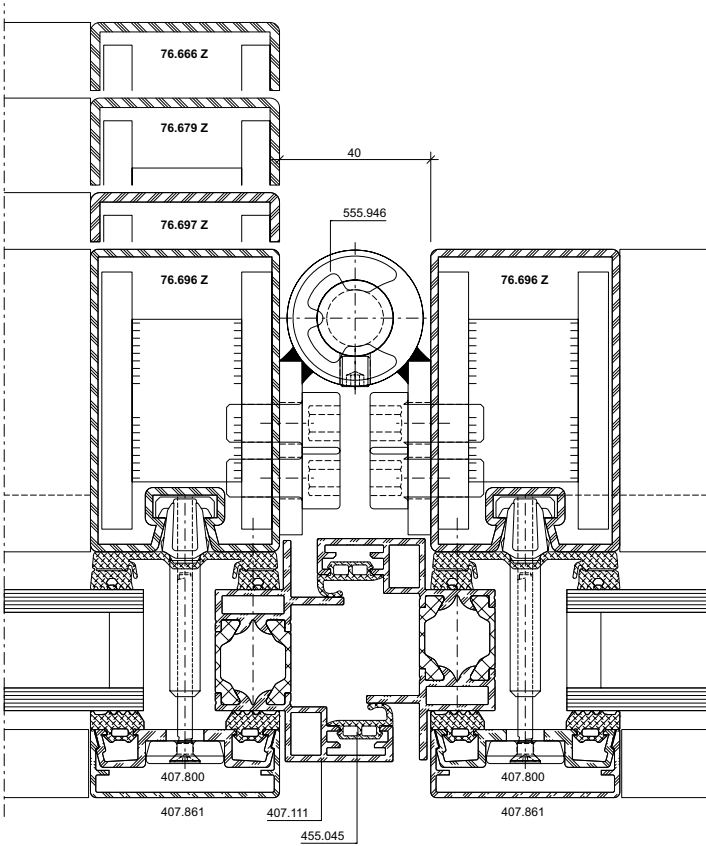
* Pour les portes lourdes de grandes dimensions et/ou fortement fréquentées, un vissage supplémentaire au niveau des paumelles est nécessaire.

* for large heavy and/or frequently used door systems, additional screw connections are required in the hinge area.

Einsatzelement
VISS Drehtüre

Élément de remplissage
Porte à la française VISS

Infill element
VISS side-hung door



DXF

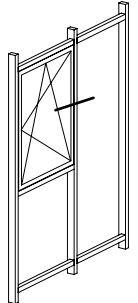
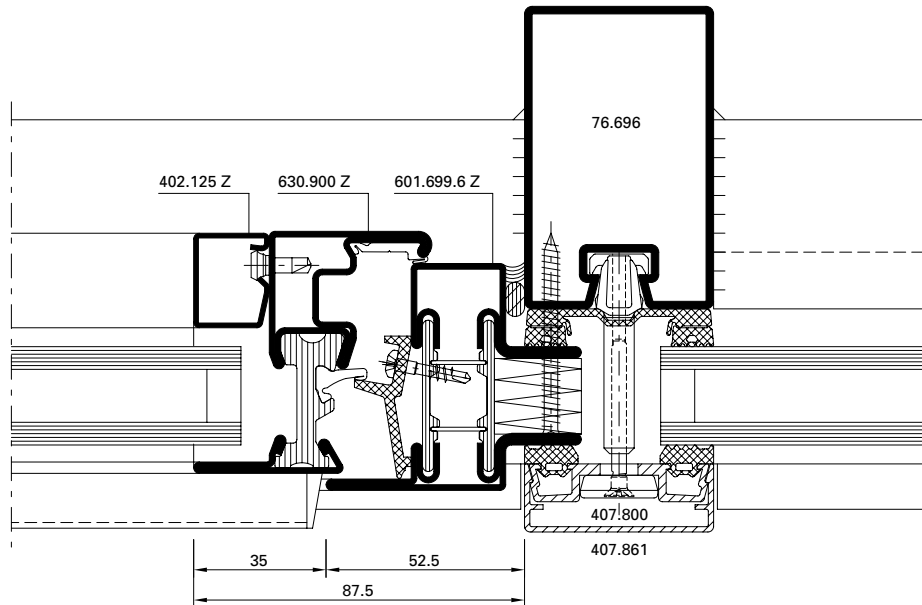
DWG

51-0208-C-001

Einsatzelement
 Fenster Janisol Primo

Élément de remplissage
 Fenêtre Janisol Primo

Infill element
 Janisol Primo window



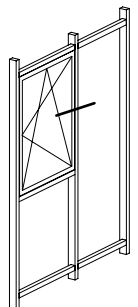
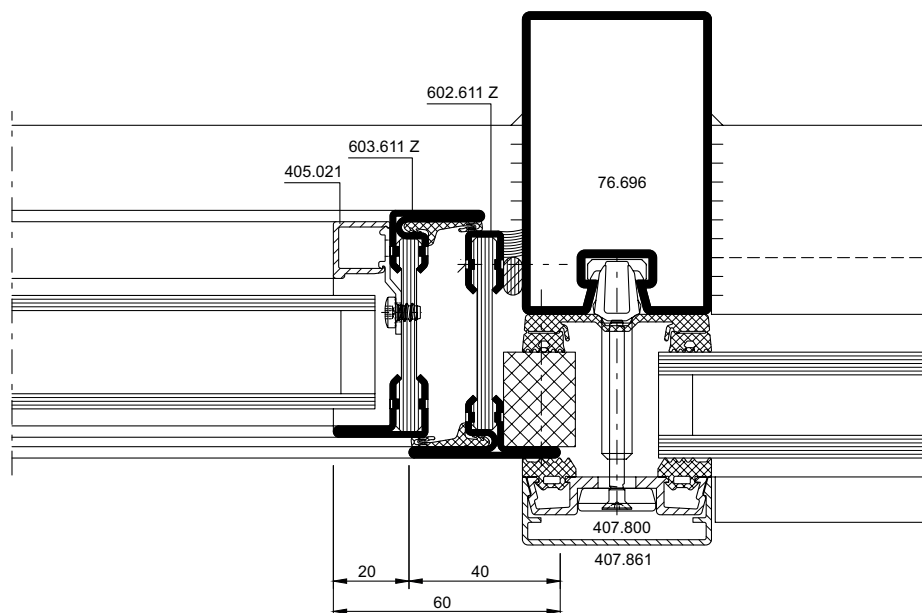
DXF **DWG**

D-510-K-001

Einsatzelement
 Janisol Arte

Élément de remplissage
 Janisol Arte

Infill element
 Janisol Arte



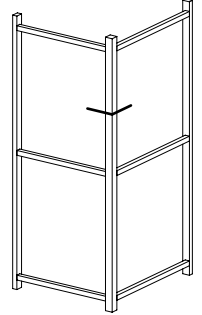
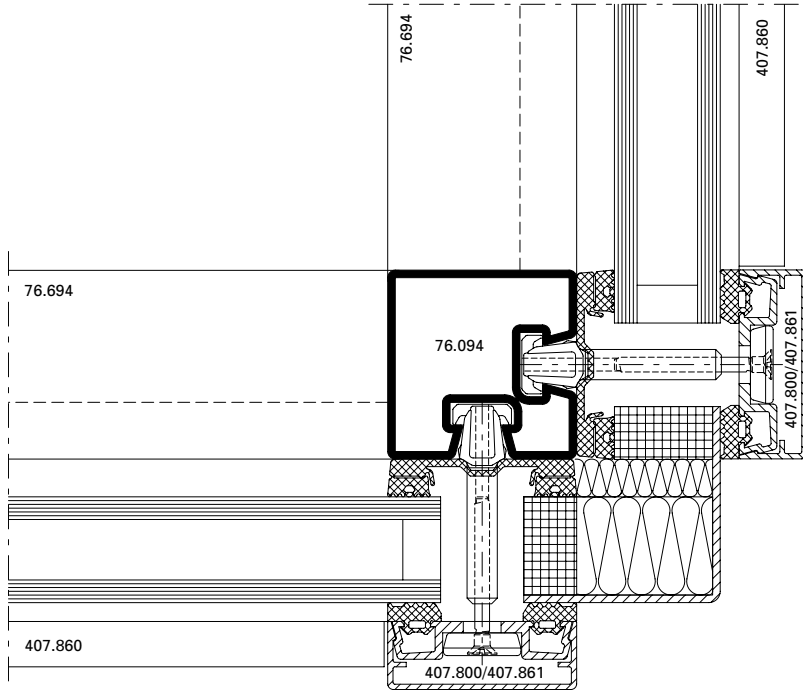
DXF **DWG**

D-510-K-016

Aussenecke 90°

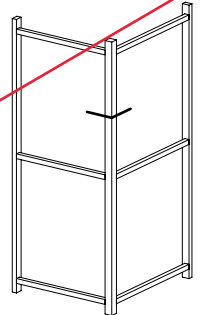
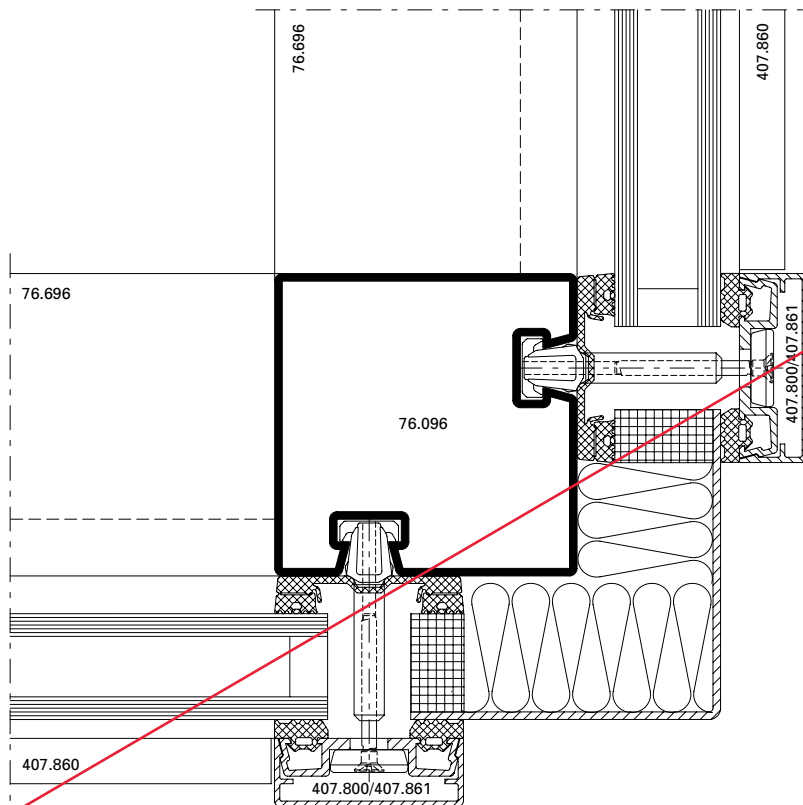
Angle extérieur 90°

Outer corner 90°



DXF DWG

D-510-K-011



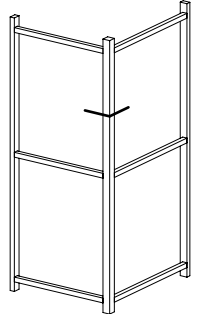
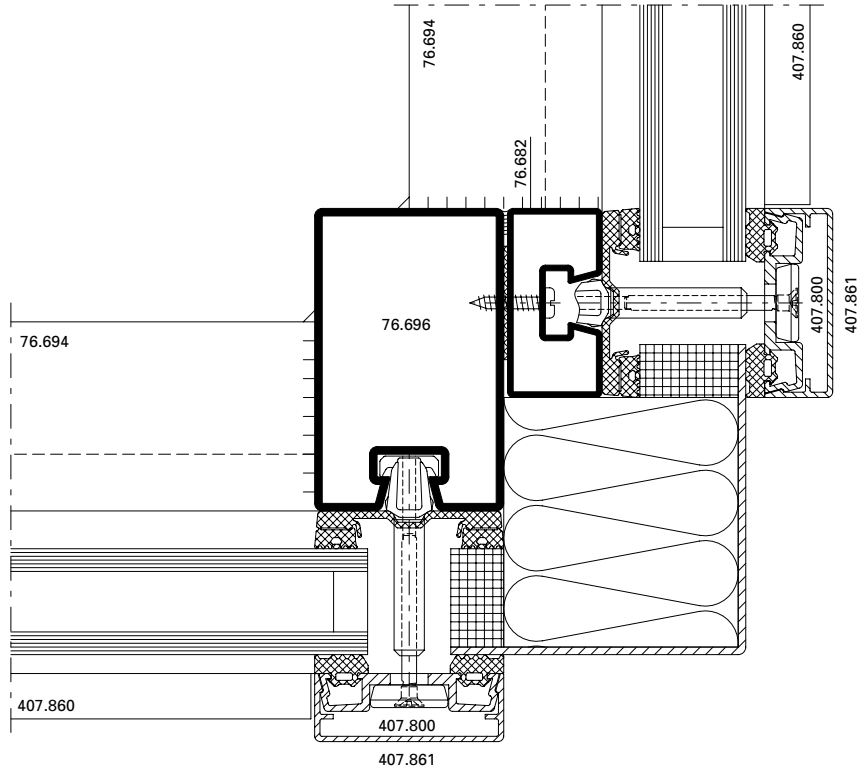
DXF DWG

D-510-K-012

Aussenecke 90°

Angle extérieur 90°

Outer corner 90°



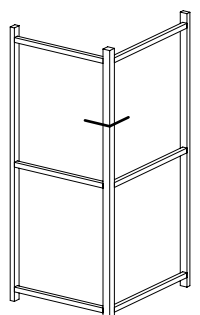
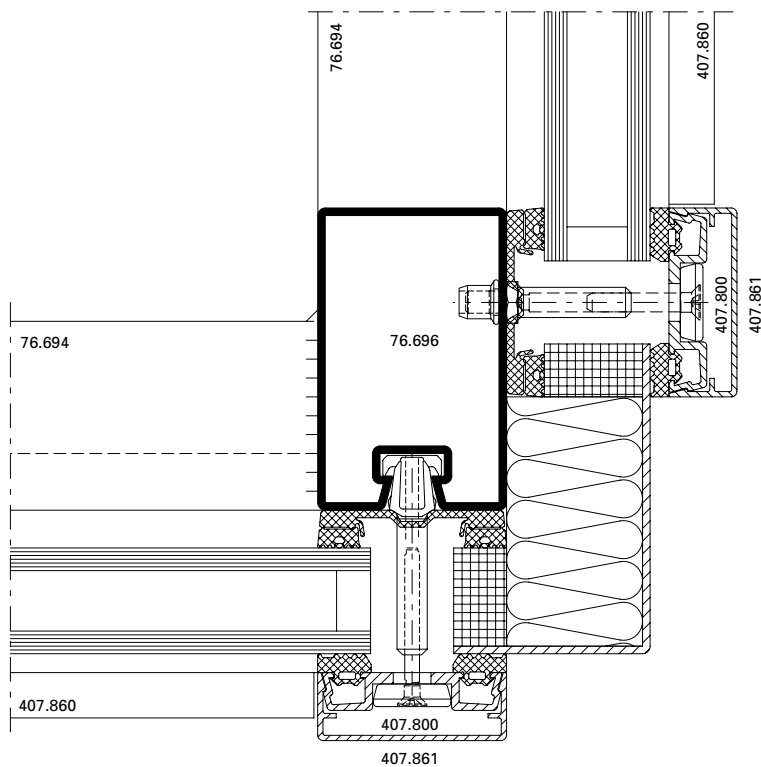
DXF DWG

D-510-K-005

Aussenecke 90°
 (Kombination mit VISS Basic)

Angle extérieur 90°
 (en combinaison avec VISS Basic)

Outer corner 90°
 (in combination with VISS Basic)



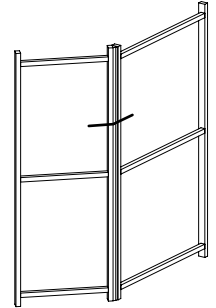
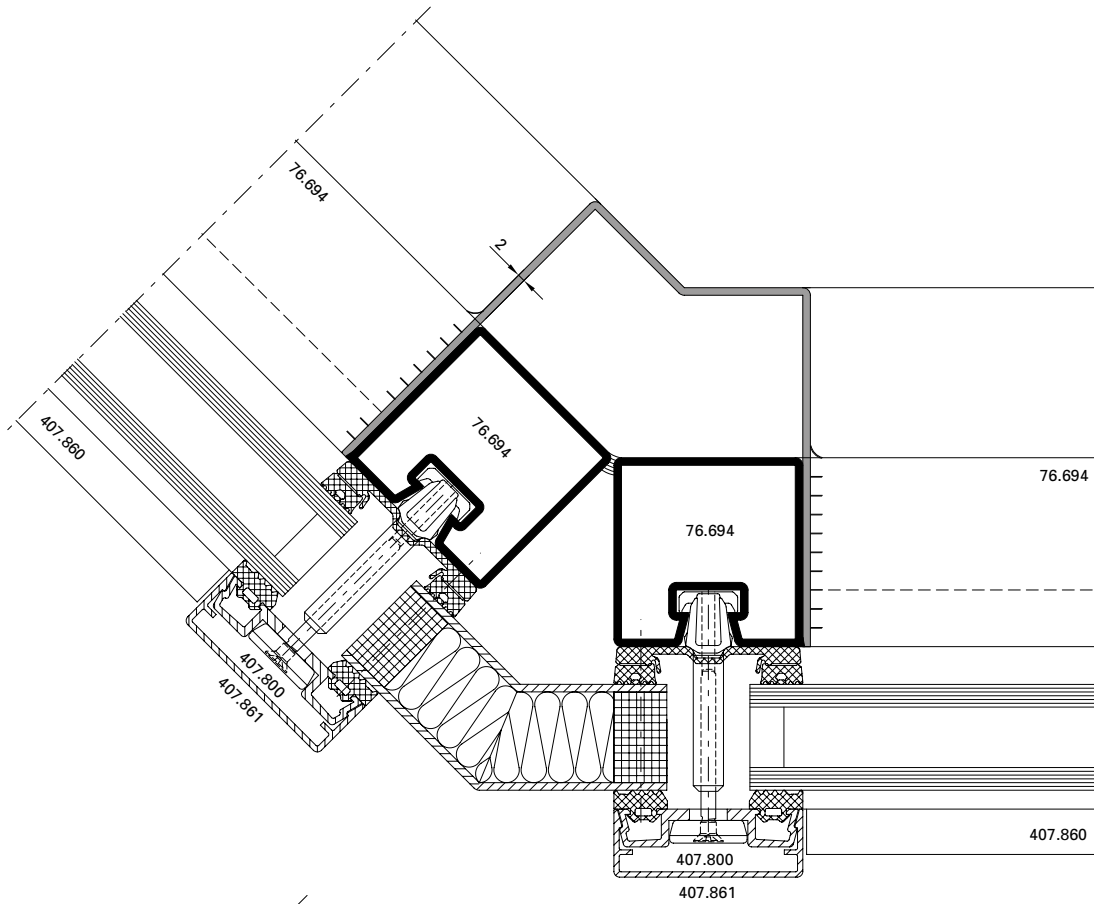
DXF DWG

D-510-K-010

Aussenecke 135°

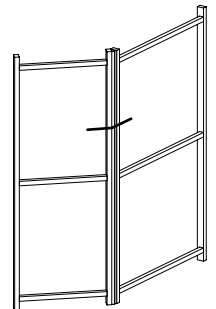
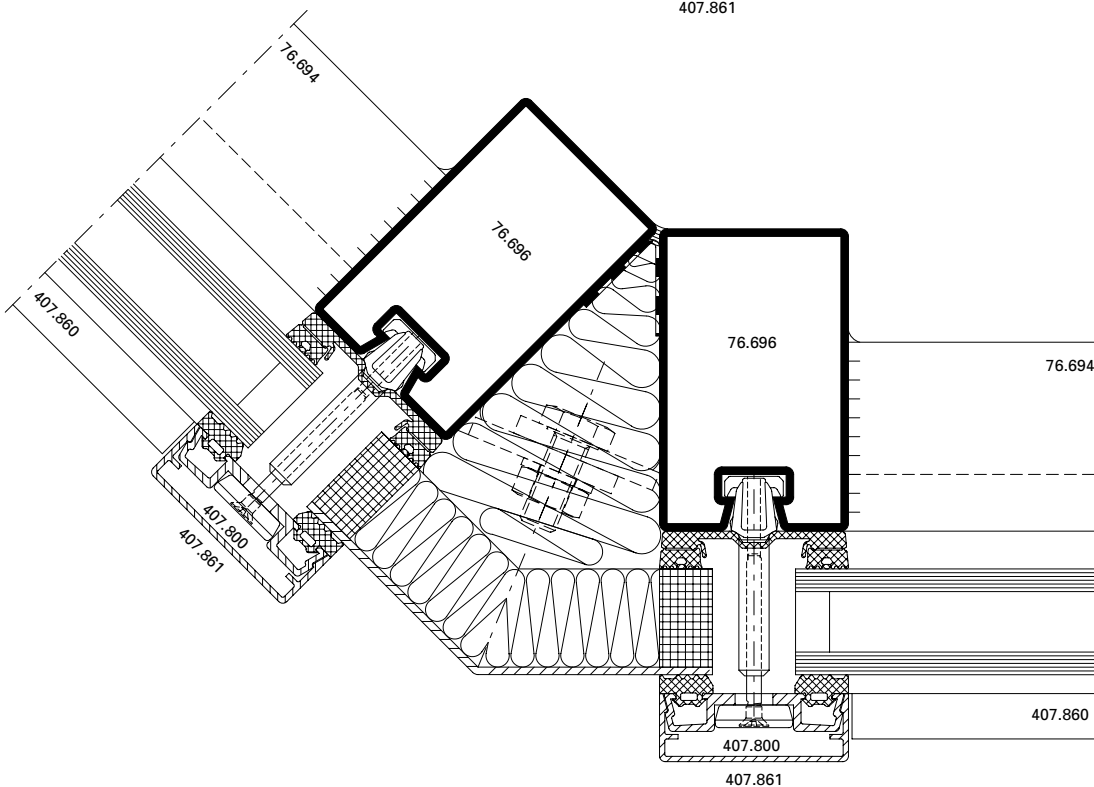
Angle extérieur 135°

Outer corner 135°



DXF DWG

D-510-K-003



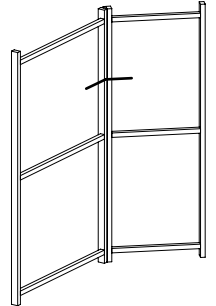
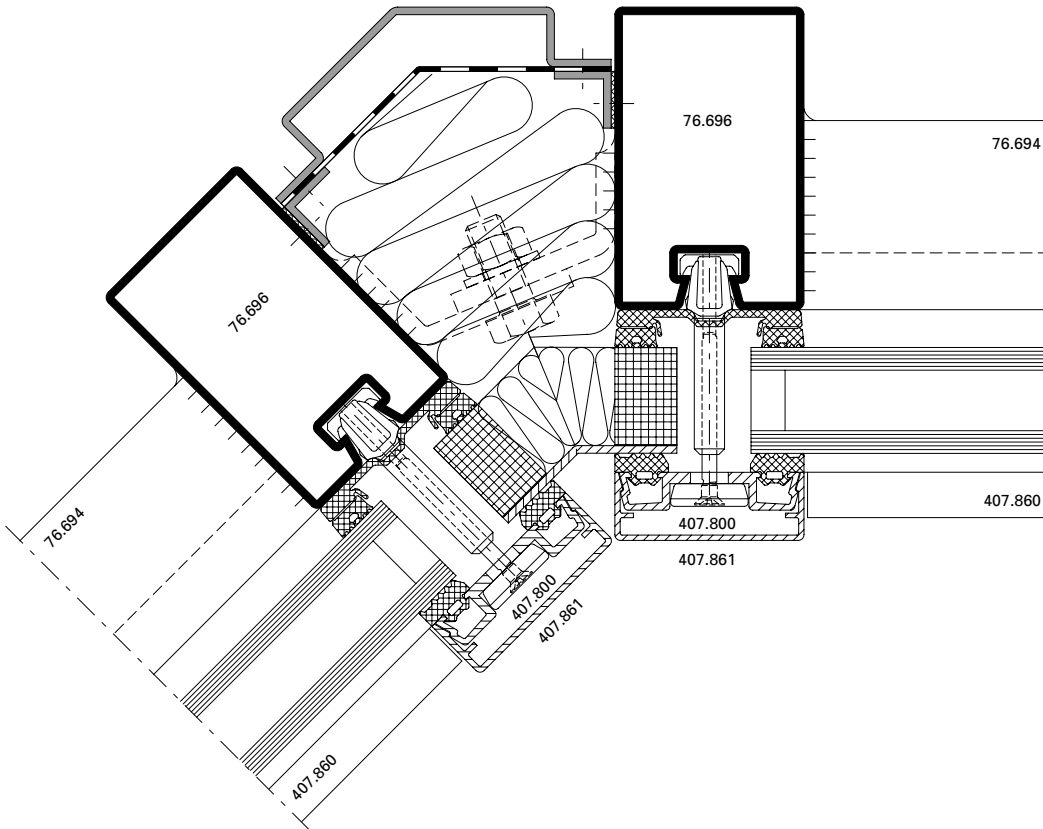
DXF DWG

D-510-K-004

Innenecke 135°

Angle intérieur 135°

Inner corner 135°



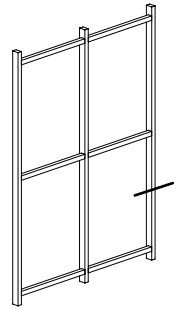
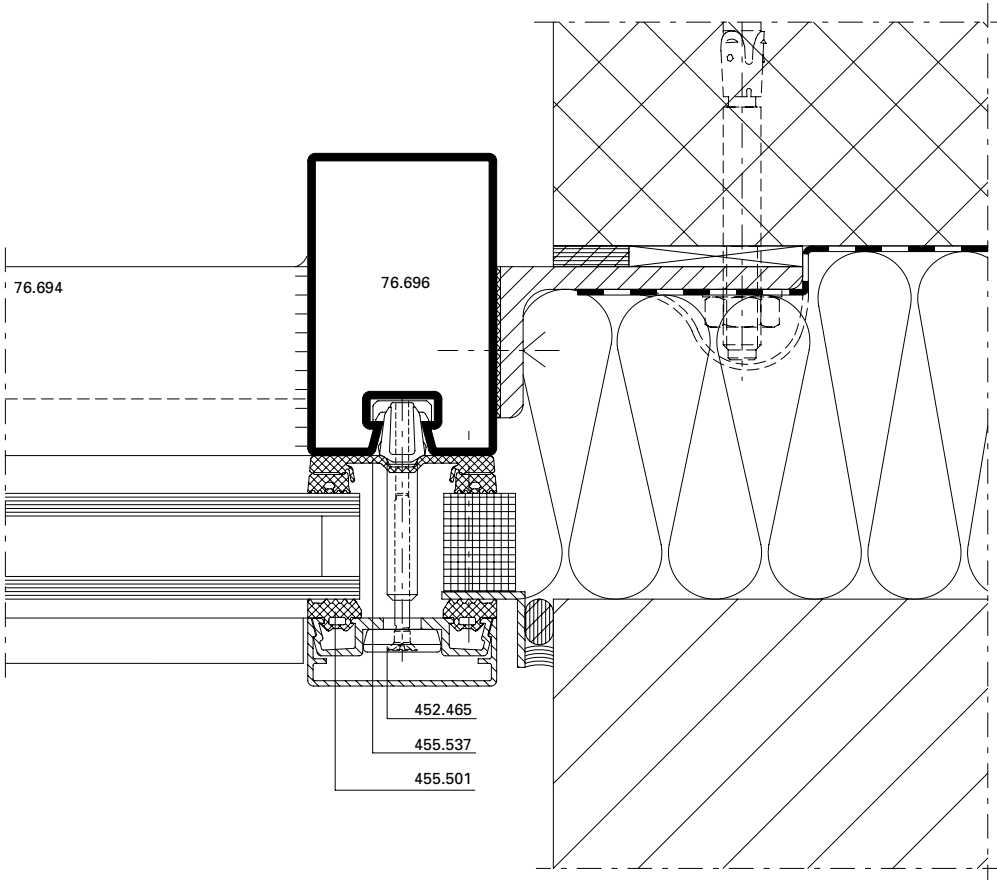
DXF

DWG

D-510-K-009

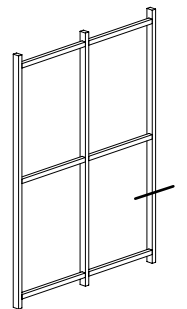
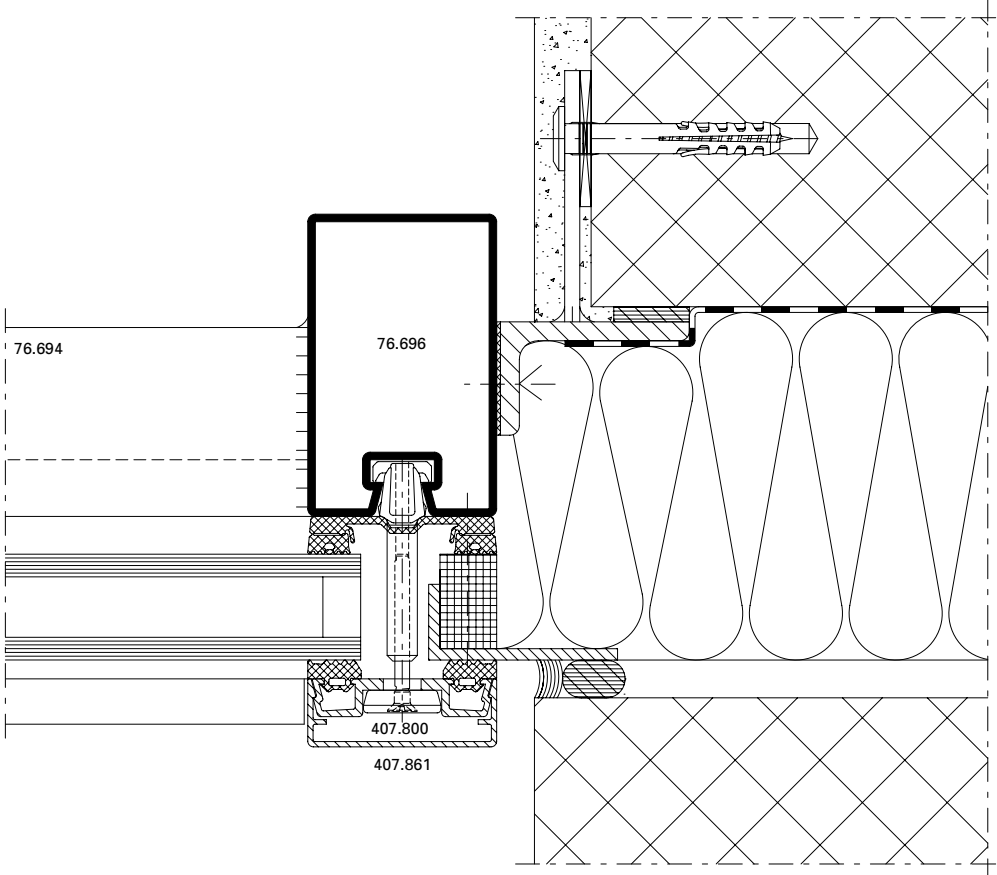
Anschlüsse am Bau im Massstab 1:2
Raccords au mur à l'échelle 1:2
Attachment to structure on scale 1:2

VISS Fassade
VISS façade
VISS façade



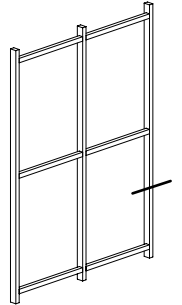
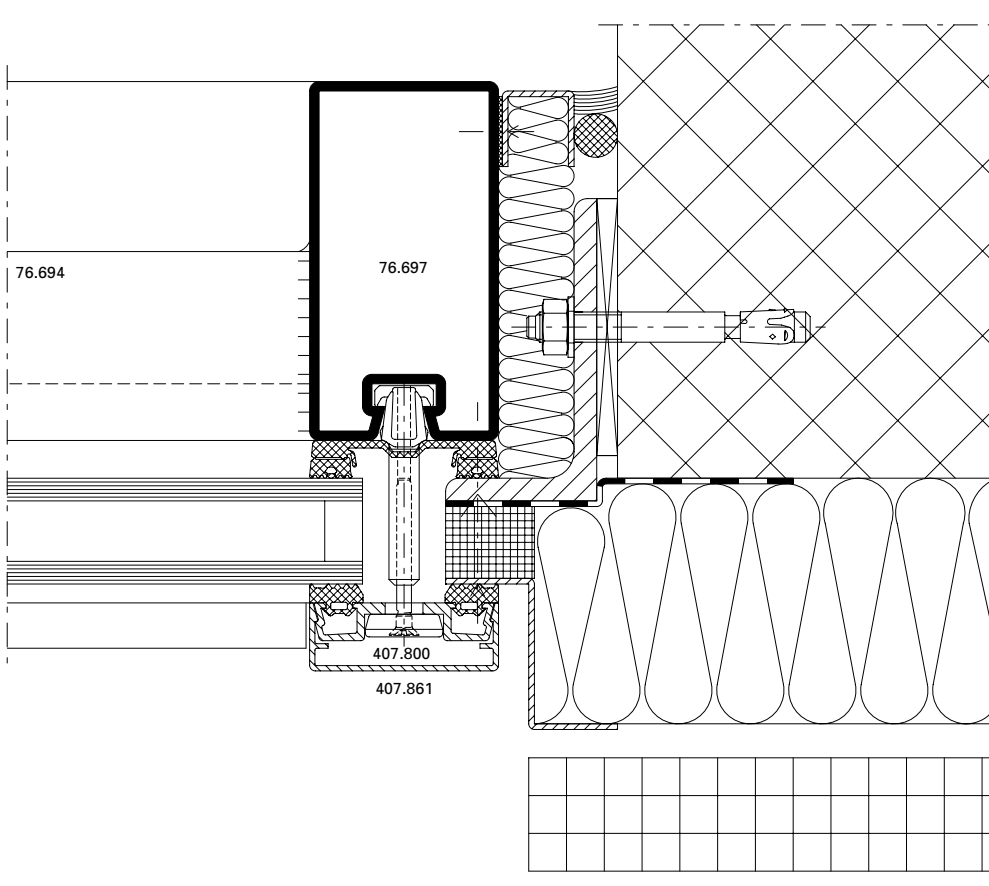
DXF DWG

D-510-A-001



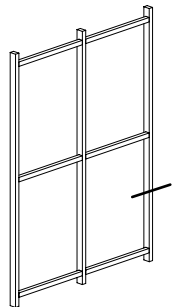
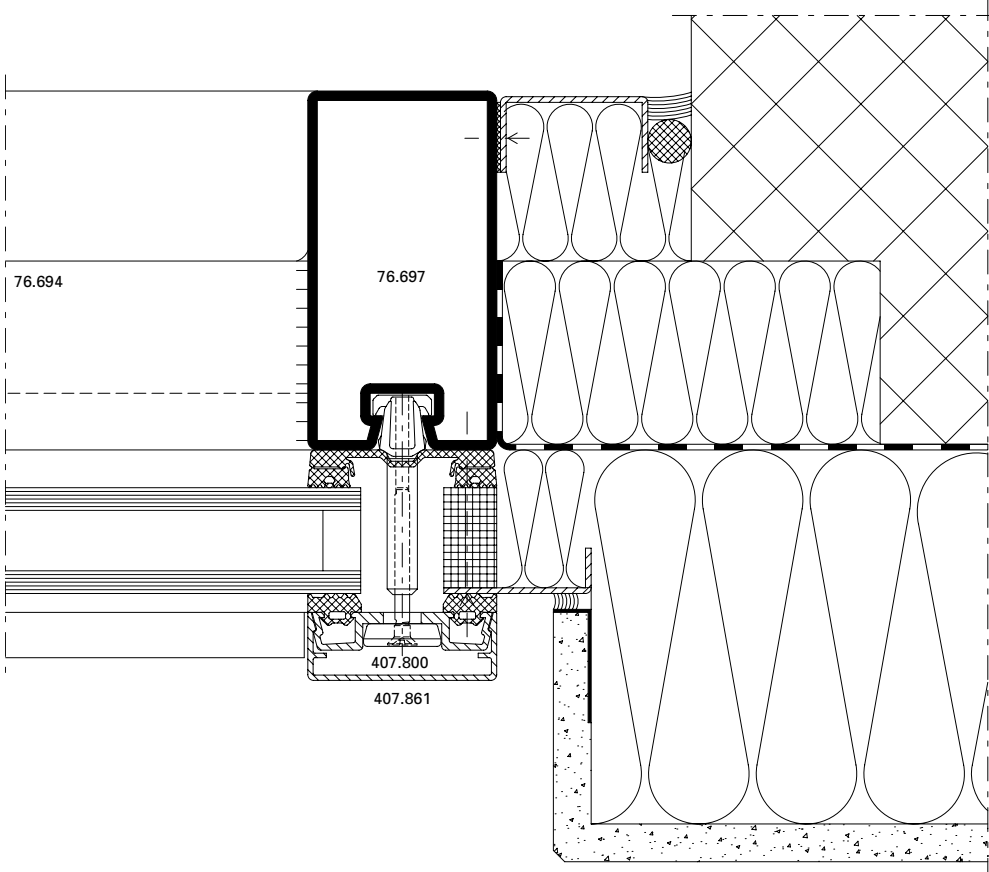
DXF DWG

D-510-A-002



DXF DWG

D-510-A-003

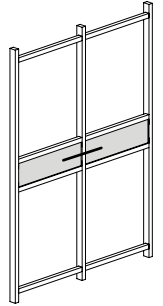
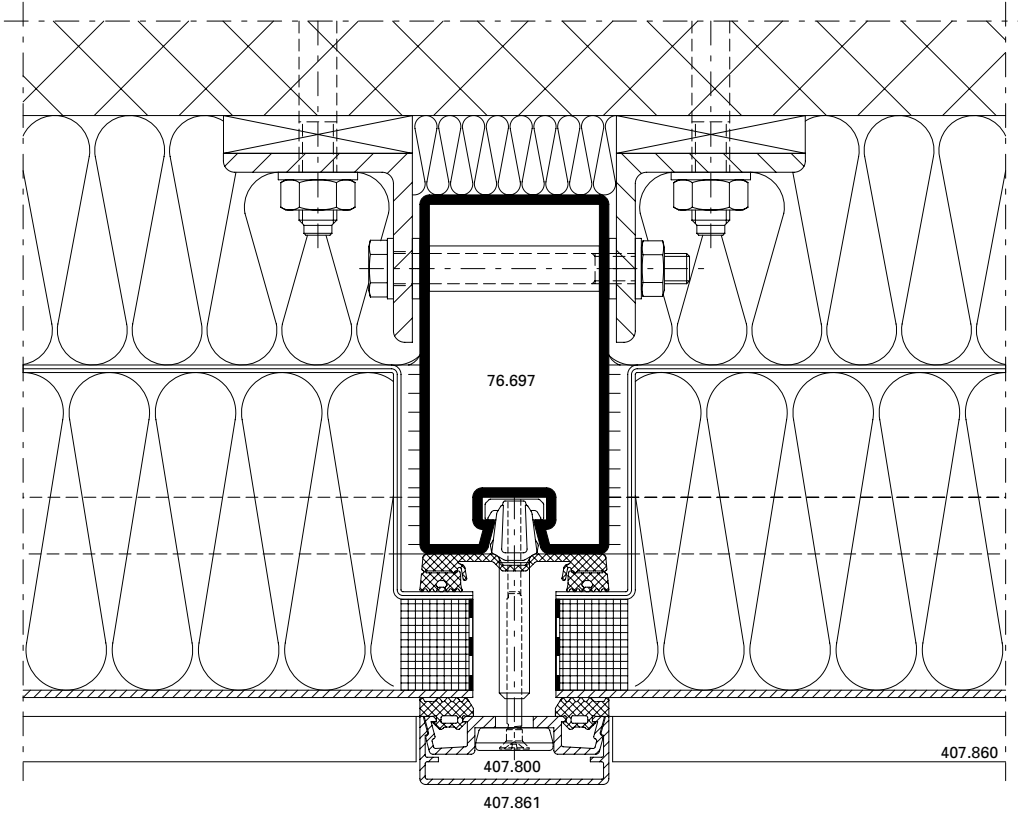


DXF DWG

D-510-A-004

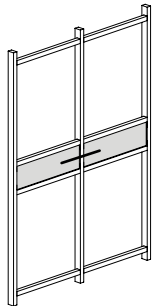
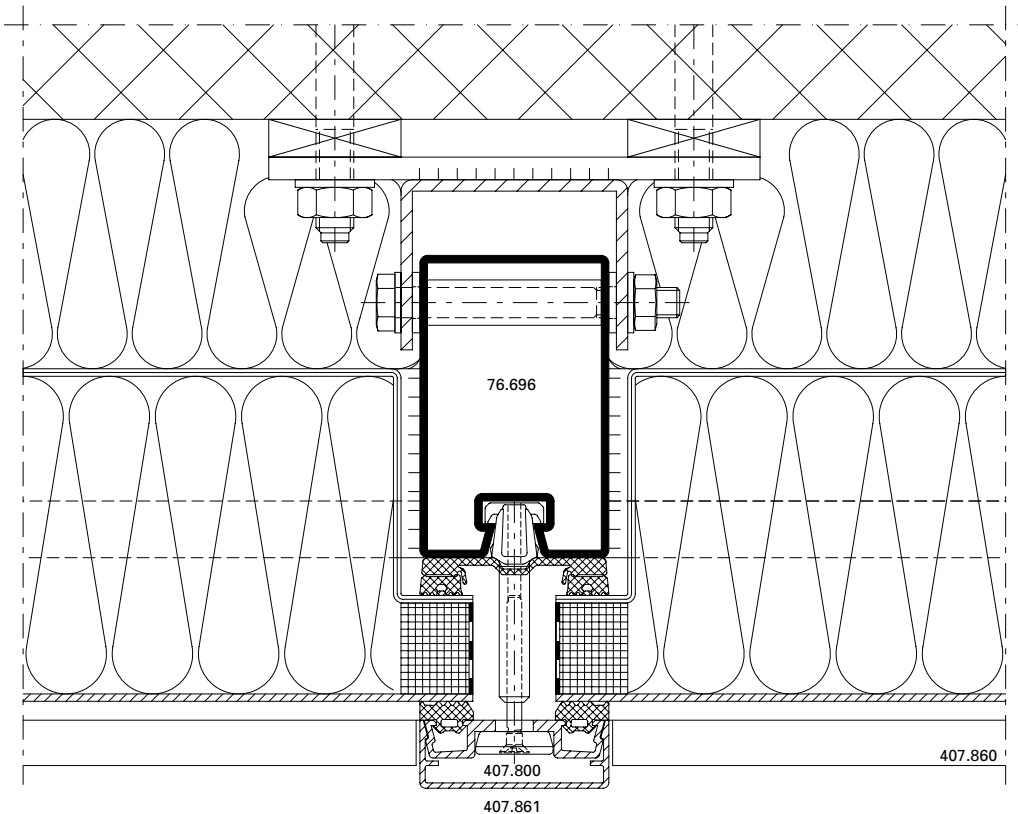
Anschlüsse am Bau im Massstab 1:2
Raccords au mur à l'échelle 1:2
Attachment to structure on scale 1:2

VISS Fassade
VISS façade
VISS façade



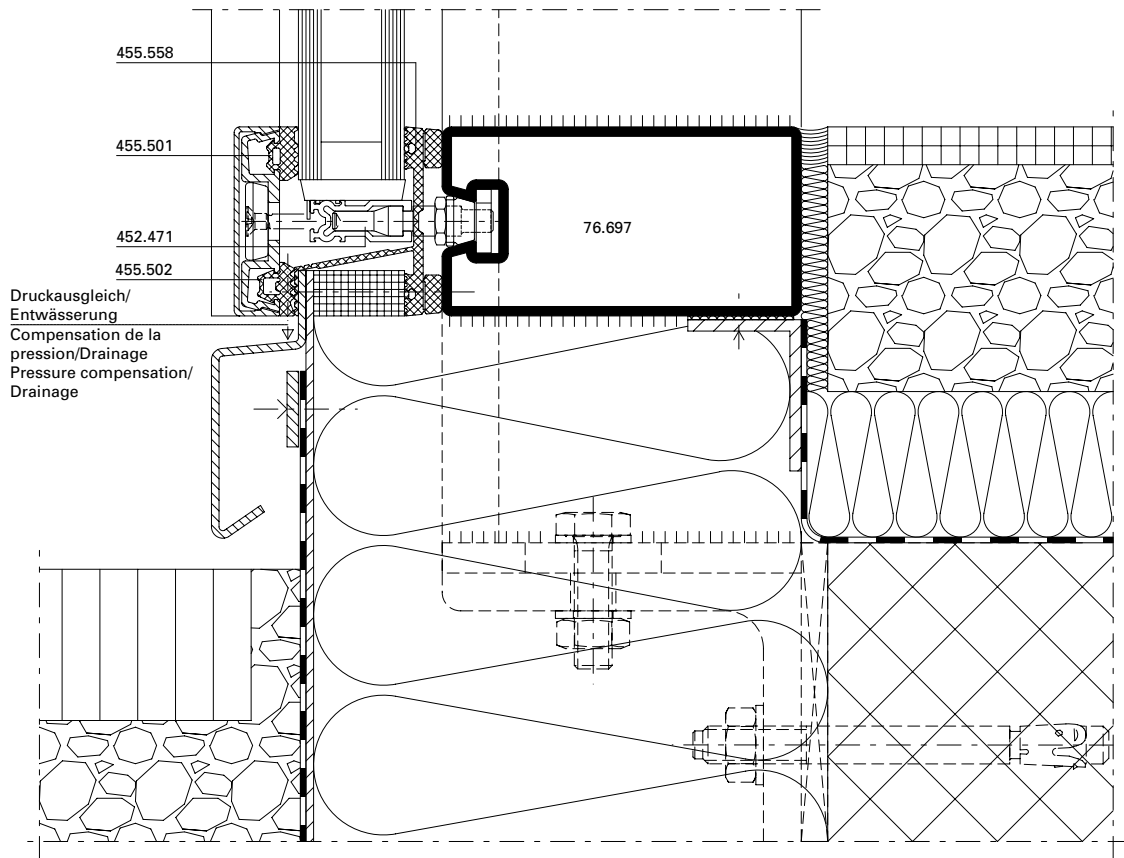
DXF **DWG**

D-510-A-005



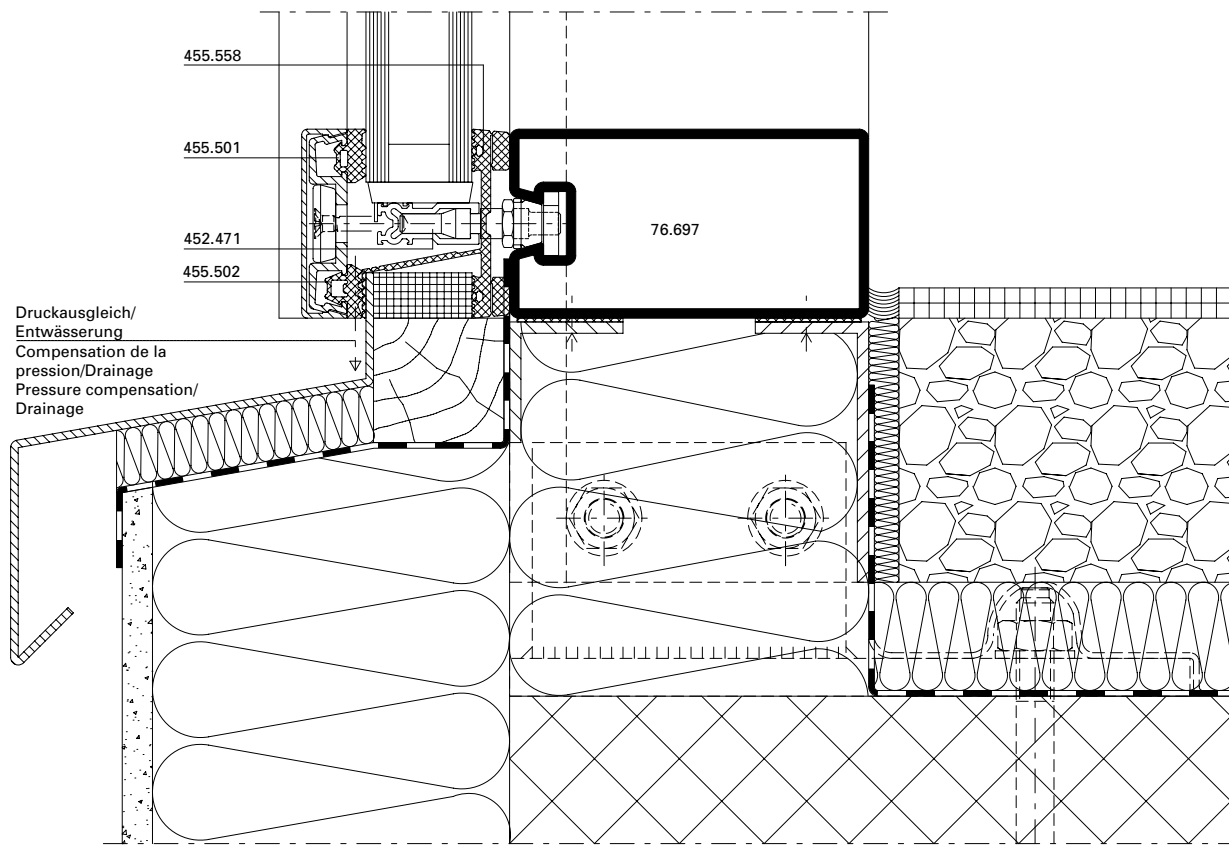
DXF **DWG**

D-510-A-006



DXF DWG

D-510-A-007

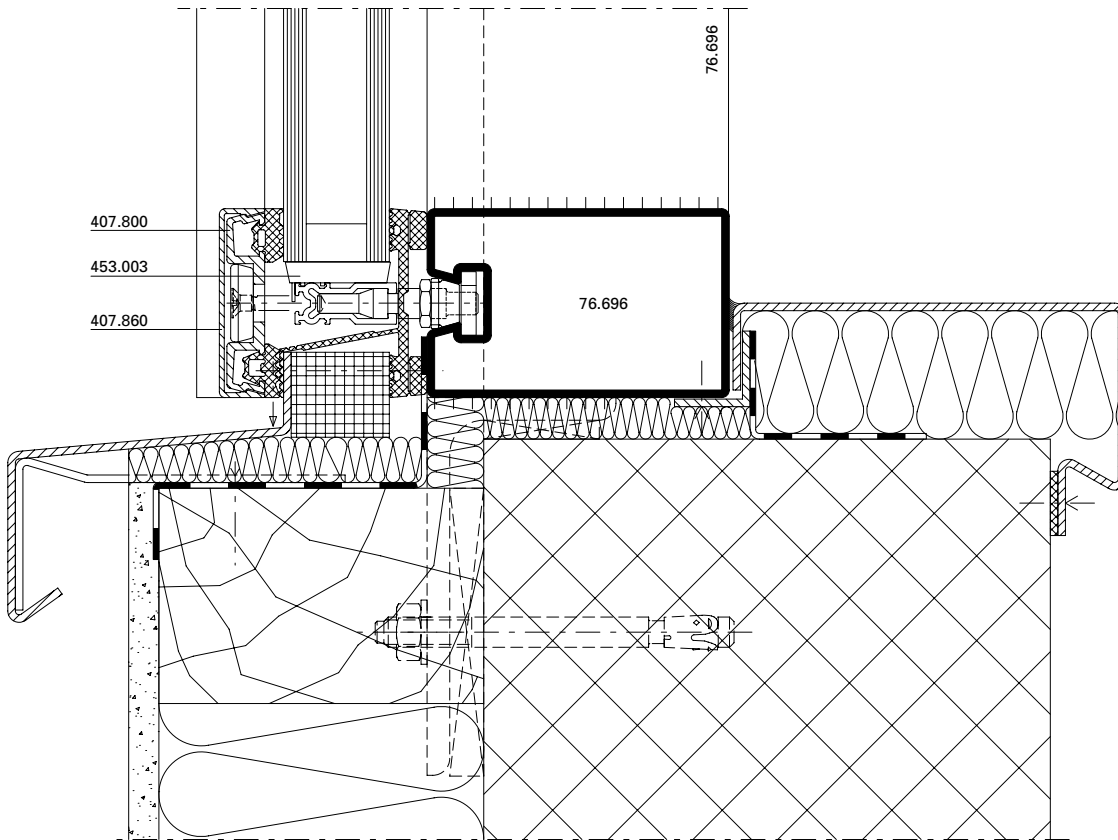


DXF DWG

D-510-A-008

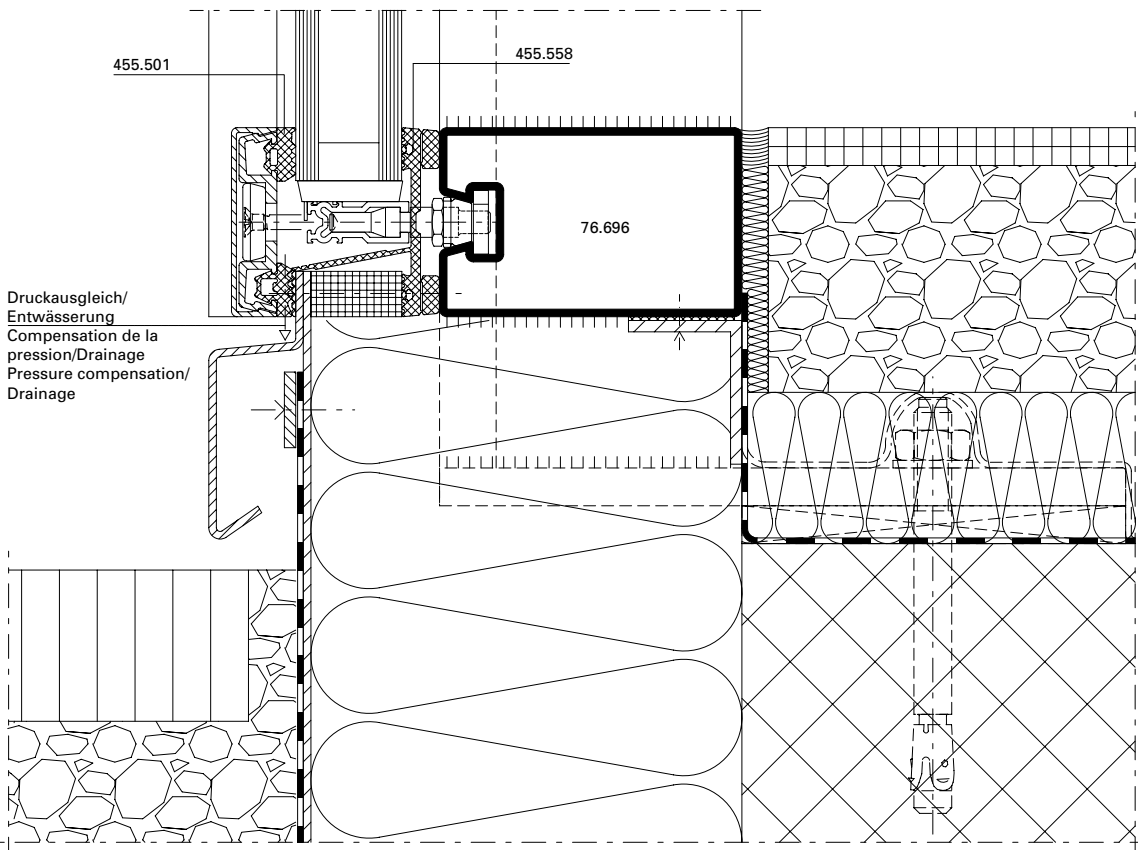
Anschlüsse am Bau im Massstab 1:2
Raccords au mur à l'échelle 1:2
Attachment to structure on scale 1:2

VISS Fassade
VISS façade
VISS façade



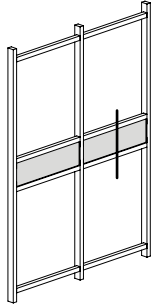
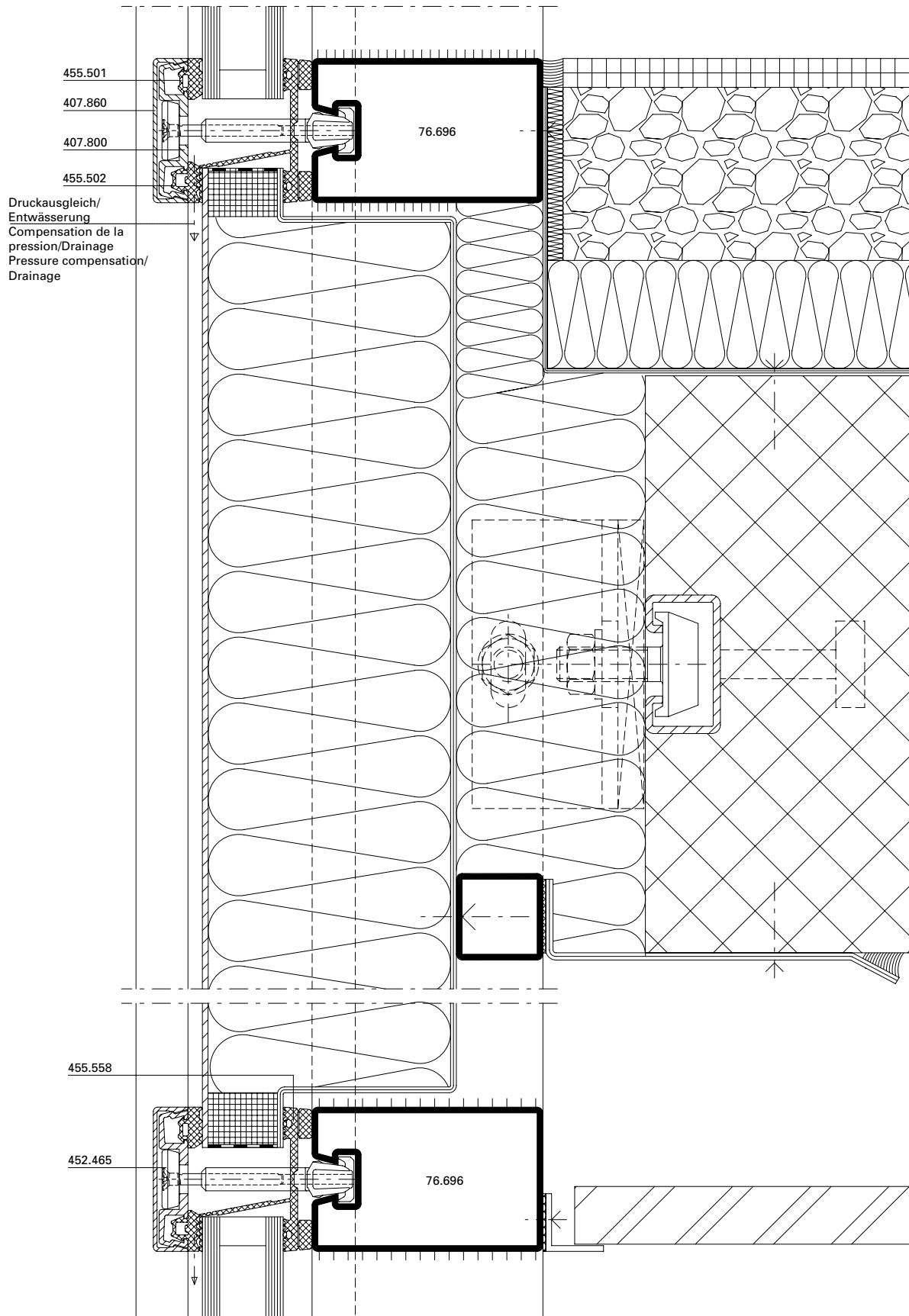
DXF DWG

D-510-A-009



DXF DWG

D-510-A-010

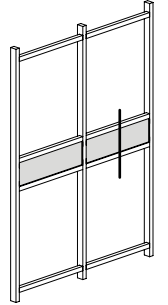
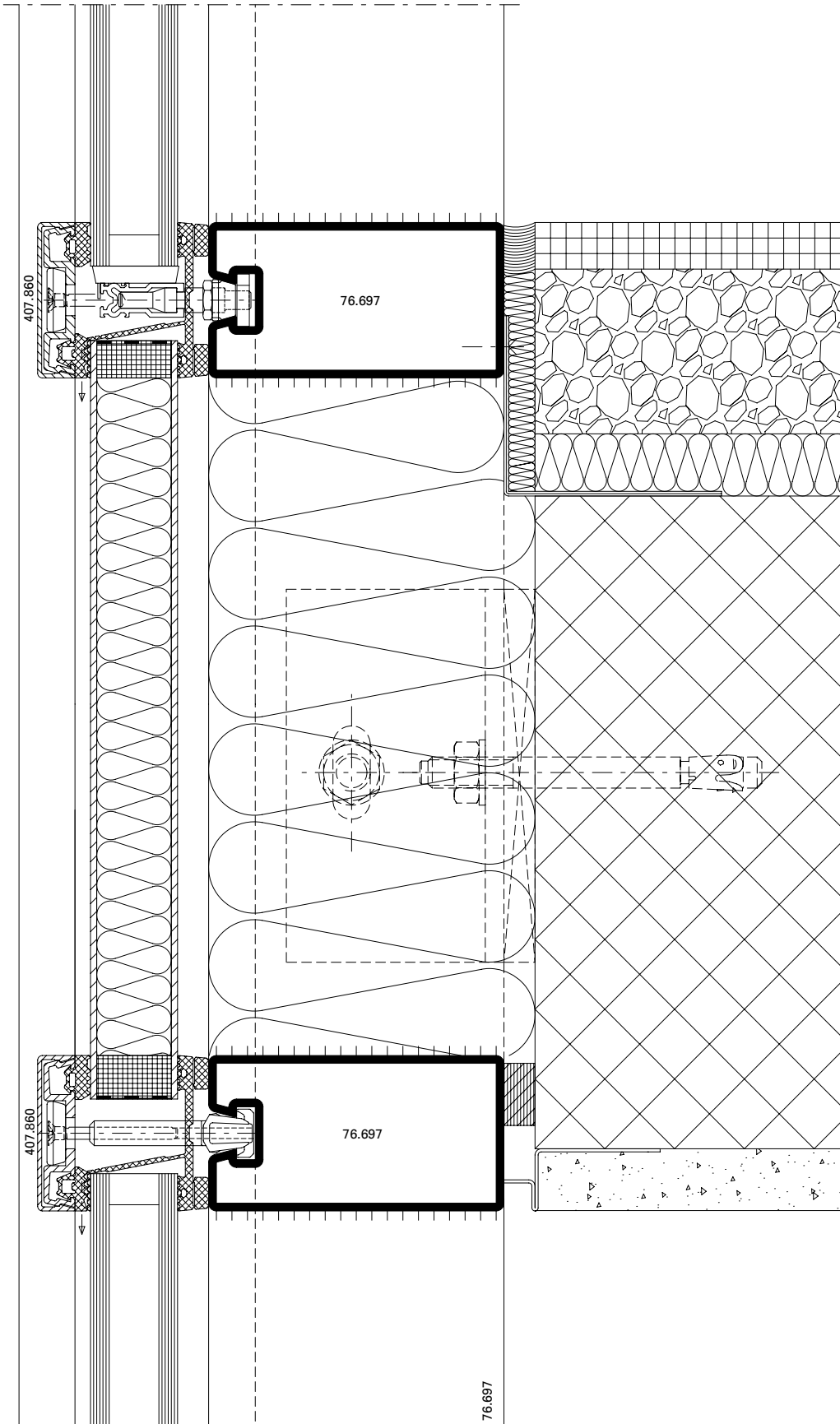


DXF DWG

D-510-A-011

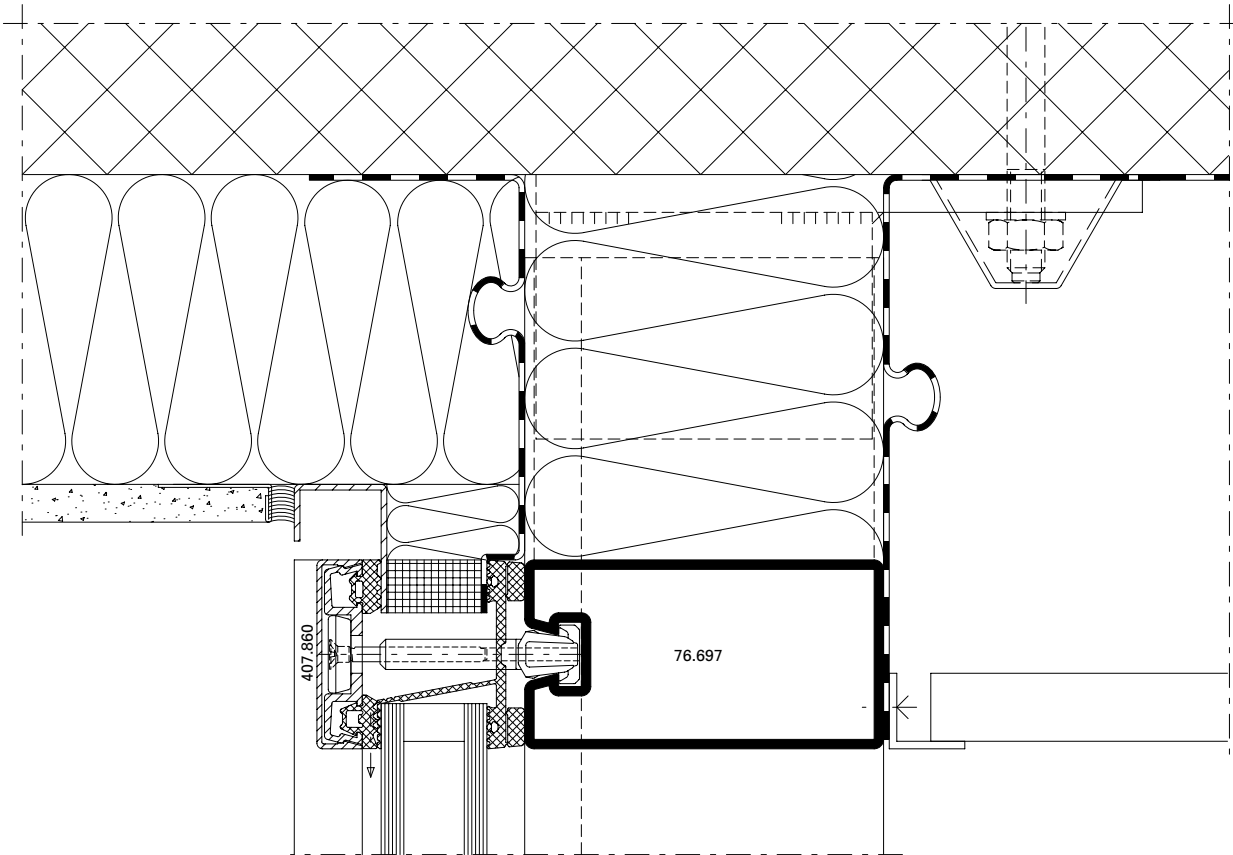
Anschlüsse am Bau im Masstab 1:2
Raccords au mur à l'échelle 1:2
Attachment to structure on scale 1:2

VISS Fassade
VISS façade
VISS façade



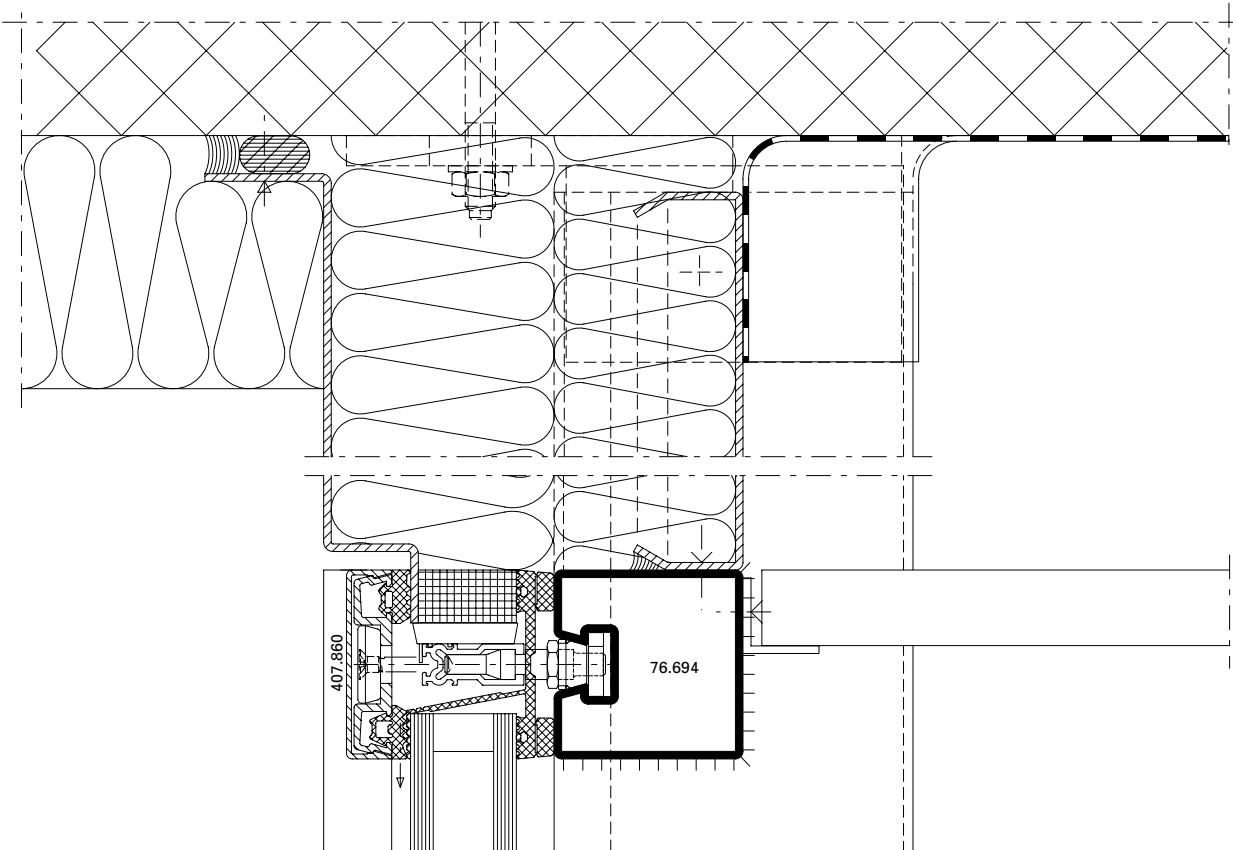
DXF DWG

D-510-A-012



DXF **DWG**

D-510-A-013

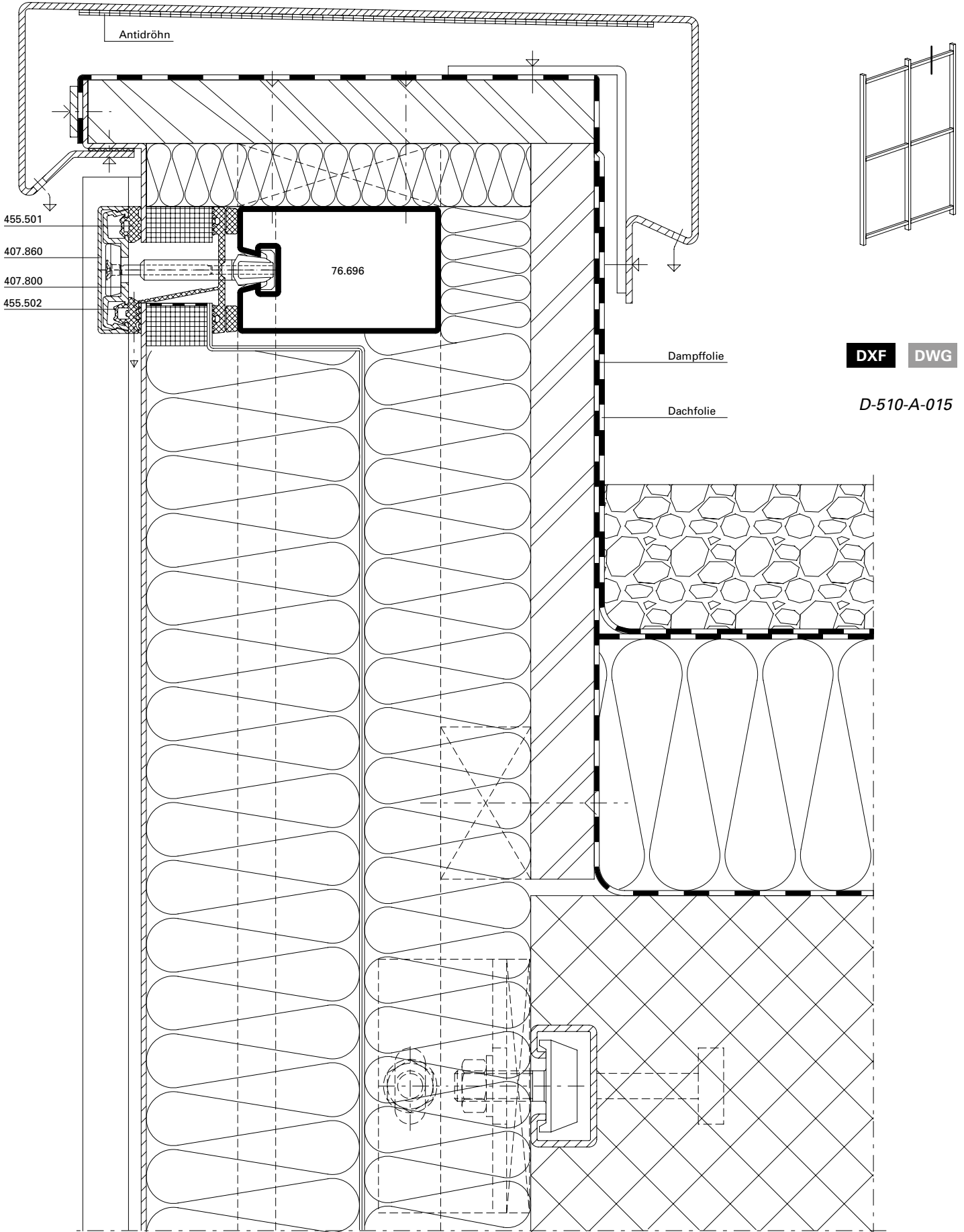


DXF **DWG**

D-510-A-014

Anschlüsse am Bau im Massstab 1:2
Raccords au mur à l'échelle 1:2
Attachment to structure on scale 1:2

VISS Fassade
VISS façade
VISS façade



System-Hinweise

Remarques concernant les systèmes

System instructions

VISS Fassade

VISS façade

VISS façade

**VISS HI 50 mm
mit Dämmprofil**

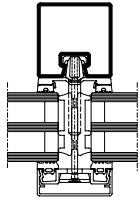
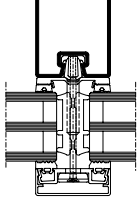
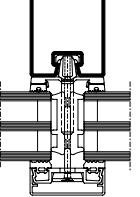
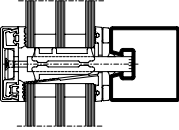
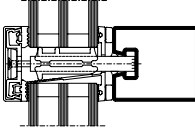
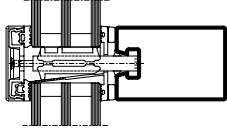
U_f-Werte nach EN 10077-2

**VISS HI 50 mm
avec gaine isolante**

Valeurs U_f selon EN 10077-2

**VISS HI 50 mm
with insulating core**

U_f values according to 10077-2

						
Glas Verre Glass	Pfosten 50/50 Montant 50/50 Mullion 50/50	Pfosten 50/120 Montant 50/129 Mullion 50/120	Pfosten 50/140 Montant 50/140 Mullion 50/140	Riegel 50/50 Traverse 50/50 Transom 50/50	Riegel 50/120 Traverse 50/120 Transom 50/120	Riegel 50/140 Traverse 50/140 Transom 50/140
30 mm	0,94 W/m²K	0,96 W/m²K	0,97 W/m²K	1,0 W/m²K	1,0 W/m²K	1,0 W/m²K
40 mm	0,77 W/m²K	0,79 W/m²K	0,79 W/m²K	0,85 W/m²K	0,86 W/m²K	0,86 W/m²K
50 mm	0,64 W/m²K	0,65 W/m²K	0,65 W/m²K	0,73 W/m²K	0,74 W/m²K	0,74 W/m²K
60 mm	0,58 W/m²K	0,59 W/m²K	0,59 W/m²K	0,65 W/m²K	0,66 W/m²K	0,66 W/m²K
70 mm	0,53 W/m²K	0,53 W/m²K	0,53 W/m²K	0,60 W/m²K	0,60 W/m²K	0,60 W/m²K

Der Einfluss der Schraubenbefestigung in Höhe von 0.14 W/m²K ist berücksichtigt.

L'influence de la fixation à vis de 0.14 W/m²K est prise en compte.

The 0.14 W/m²K influence of the screw fixing is taken into account.

System-Hinweise

Remarques concernant les systèmes

System instructions

VISS Fassade

VISS façade

VISS façade

**VISS HI 60 mm
mit Dämmprofil**

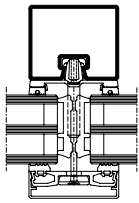
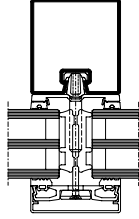
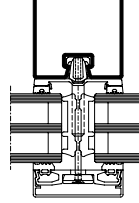
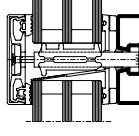
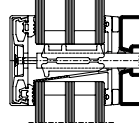
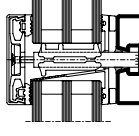
U_f-Werte nach EN 10077-2

**VISS HI 60 mm
avec gaine isolante**

Valeurs U_f selon EN 10077-2

**VISS HI 60 mm
with insulating core**

U_f values according to 10077-2

						
Glas Verre Glass	Pfofen 60/50 Montant 60/50 Mullion 60/50	Pfofen 60/100 Montant 60/100 Mullion 60/100	Pfofen 60/150 Montant 60/150 Mullion 60/150	Riegel 60/50 Traverse 60/50 Transom 60/50	Riegel 60/100 Traverse 60/100 Transom 60/100	Riegel 60/150 Traverse 60/150 Transom 60/150
30 mm	0,92 W/m²K	0,94 W/m²K	0,95 W/m²K	0,97 W/m²K	0,98 W/m²K	0,99 W/m²K
40 mm	0,75 W/m²K	0,76 W/m²K	0,76 W/m²K	0,82 W/m²K	0,84 W/m²K	0,84 W/m²K
50 mm	0,62 W/m²K	0,63 W/m²K	0,63 W/m²K	0,70 W/m²K	0,71 W/m²K	0,72 W/m²K
60 mm	0,55 W/m²K	0,56 W/m²K	0,56 W/m²K	0,63 W/m²K	0,64 W/m²K	0,64 W/m²K
70 mm	0,50 W/m²K	0,50 W/m²K	0,51 W/m²K	0,58 W/m²K	0,59 W/m²K	0,59 W/m²K

	76.140 Pfofen 60/180 Montant 60/180 Mullion 60/180	76.141 Pfofen 60/220 Montant 60/220 Mullion 60/220	76.142 Pfofen 60/280 Montant 60/280 Mullion 60/280	76.140 Riegel 60/180 Traverse 60/180 Transom 60/180	76.141 Riegel 60/220 Traverse 60/220 Transom 60/220	76.142 Riegel 60/280 Traverse 60/280 Transom 60/280
50 mm	0,63 W/m²K	0,64 W/m²K	0,64 W/m²K	0,72 W/m²K	0,72 W/m²K	0,72 W/m²K
70 mm	0,51 W/m²K	0,51 W/m²K	0,51 W/m²K	0,59 W/m²K	0,59 W/m²K	0,59 W/m²K

Der Einfluss der Schraubenbefestigung in Höhe von 0.14 W/m²K ist berücksichtigt.

L'influence de la fixation à vis de 0.14 W/m²K est prise en compte.

The 0.14 W/m²K influence of the screw fixing is taken into account.

System-Hinweise

Remarques concernant les systèmes

System instructions

VISS Fassade

VISS façade

VISS façade

**VISS HI 50 mm
mit Dämmprofil
Flaches Deckprofil**

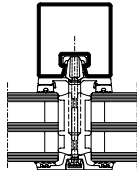
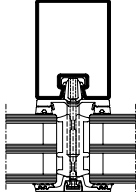
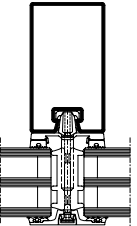
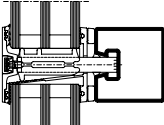
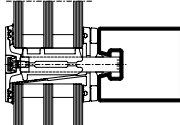
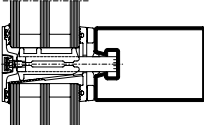
U_f-Werte nach EN 10077-2

**VISS HI 50 mm
avec gaine isolante
Profilé de recouvrement plat**

Valeurs U_f selon EN 10077-2

**VISS HI 50 mm
with insulating core
Flat cover cap**

U_f values according to 10077-2

						
Glas Verre Glass	Pfosten 50/50 Montant 50/50 Mullion 50/50	Pfosten 50/95 Montant 50/95 Mullion 50/95	Pfosten 50/140 Montant 50/140 Mullion 50/140	Riegel 50/50 Traverse 50/50 Transom 50/50	Riegel 50/95 Traverse 50/95 Transom 50/95	Riegel 50/140 Traverse 50/140 Transom 50/140
30 mm						
40 mm	0,84 W/m²K	0,87 W/m²K	0,86 W/m²K	0,92 W/m²K	0,94 W/m²K	0,94 W/m²K
50 mm	0,69 W/m²K	0,70 W/m²K	0,71 W/m²K	0,79 W/m²K	0,80 W/m²K	0,80 W/m²K
60 mm	0,62 W/m²K	0,63 W/m²K	0,63 W/m²K	0,69 W/m²K	0,70 W/m²K	0,70 W/m²K
70 mm	0,55 W/m²K	0,56 W/m²K	0,56 W/m²K	0,63 W/m²K	0,63 W/m²K	0,63 W/m²K

**Der Einfluss der Schrauben-
befestigung in Höhe von 0.14 W/m²K
ist berücksichtigt.**

**L'influence de la fixation à vis de
0.14 W/m²K est prise en compte.**

**The 0.14 W/m²K influence of the
screw fixing is taken into account.**

System-Hinweise

Remarques concernant les systèmes

System instructions

VISS Fassade

VISS façade

VISS façade

**VISS HI 60 mm
mit Dämmprofil
Flaches Deckprofil**

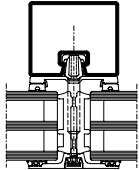
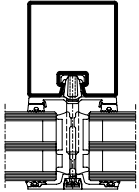
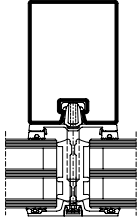
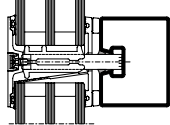
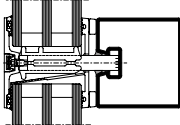
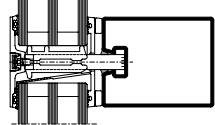
U_f-Werte nach EN 10077-2

**VISS HI 60 mm
avec gaine isolante
Profilé de recouvrement plat**

Valeurs U_f selon EN 10077-2

**VISS HI 60 mm
with insulating core
Flat cover cap**

U_f values according to 10077-2

						
Glas Verre Glass	Pfosten 60/50 Montant 60/50 Mullion 60/50	Pfosten 60/100 Montant 60/100 Mullion 60/100	Pfosten 60/150 Montant 60/150 Mullion 60/150	Riegel 60/50 Traverse 60/50 Transom 60/50	Riegel 60/100 Traverse 60/100 Transom 60/100	Riegel 60/150 Traverse 60/150 Transom 60/150
30 mm						
40 mm	0,81 W/m²K	0,82 W/m²K	0,83 W/m²K	0,88 W/m²K	0,90 W/m²K	0,90 W/m²K
50 mm	0,67 W/m²K	0,68 W/m²K	0,69 W/m²K	0,76 W/m²K	0,77 W/m²K	0,78 W/m²K
60 mm	0,59 W/m²K	0,60 W/m²K	0,60 W/m²K	0,67 W/m²K	0,68 W/m²K	0,69 W/m²K
70 mm	0,52 W/m²K	0,53 W/m²K	0,53 W/m²K	0,61 W/m²K	0,61 W/m²K	0,62 W/m²K

Glas Verre Glass	76.140 Pfosten 60/180 Montant 60/180 Mullion 60/180	76.141 Pfosten 60/220 Montant 60/220 Mullion 60/220	76.142 Pfosten 60/280 Montant 60/280 Mullion 60/280	76.140 Riegel 60/180 Traverse 60/180 Transom 60/180	76.141 Riegel 60/220 Traverse 60/220 Transom 60/220	76.142 Riegel 60/280 Traverse 60/280 Transom 60/280
50 mm	0,69 W/m²K	0,69 W/m²K	0,69 W/m²K	0,78 W/m²K	0,78 W/m²K	0,78 W/m²K
70 mm	0,53 W/m²K	0,53 W/m²K	0,53 W/m²K	0,62 W/m²K	0,62 W/m²K	0,62 W/m²K

**Der Einfluss der Schrauben-
befestigung in Höhe von 0.14 W/m²K
ist berücksichtigt.**

**L'influence de la fixation à vis de
0.14 W/m²K est prise en compte.**

**The 0.14 W/m²K influence of the
screw fixing is taken into account.**

System-Hinweise

Remarques concernant les systèmes

System instructions

VISS Fassade

VISS façade

VISS façade

VISS 50 mm

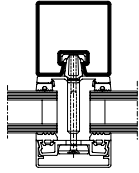
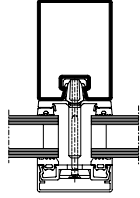
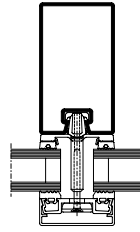
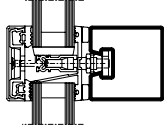
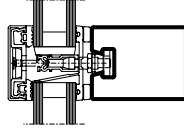
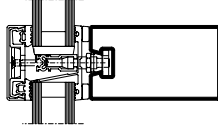
U_f-Werte nach EN 10077-2

VISS 50 mm

Valeurs U_f selon EN 10077-2

VISS 50 mm

U_f values according to 10077-2

						
Glas Verre Glass	Pfosten 50/50 Montant 50/50 Mullion 50/50	Pfosten 50/95 Montant 50/95 Mullion 50/95	Pfosten 50/140 Montant 50/140 Mullion 50/140	Riegel 50/50 Traverse 50/50 Transom 50/50	Riegel 50/95 Traverse 50/95 Transom 50/95	Riegel 50/140 Traverse 50/140 Transom 50/140
20 mm	1,7 W/m ² K	1,8 W/m ² K	1,7 W/m ² K	1,5 W/m ² K	1,5 W/m ² K	1,5 W/m ² K
30 mm	1,5 W/m ² K	1,6 W/m ² K	1,6 W/m ² K	1,3 W/m ² K	1,4 W/m ² K	1,4 W/m ² K
40 mm	1,4 W/m ² K	1,5 W/m ² K	1,5 W/m ² K	1,3 W/m ² K	1,3 W/m ² K	1,3 W/m ² K
50 mm	1,4 W/m ² K	1,4 W/m ² K	1,4 W/m ² K	1,2 W/m ² K	1,2 W/m ² K	1,2 W/m ² K
60 mm	1,3 W/m ² K	1,4 W/m ² K	1,4 W/m ² K	1,2 W/m ² K	1,2 W/m ² K	1,2 W/m ² K
70 mm	1,3 W/m ² K	1,3 W/m ² K	1,3 W/m ² K	1,2 W/m ² K	1,2 W/m ² K	1,2 W/m ² K

Der Einfluss der Schraubenbefestigung in Höhe von 0.14 W/m²K ist berücksichtigt.

L'influence de la fixation à vis de 0.14 W/m²K est prise en compte.

The 0.14 W/m²K influence of the screw fixing is taken into account.

System-Hinweise

Remarques concernant les systèmes

System instructions

VISS Fassade

VISS façade

VISS façade

VISS 60 mm

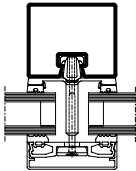
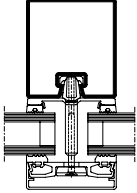
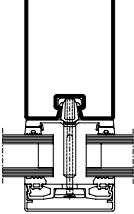
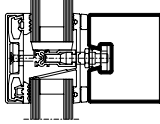
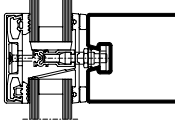
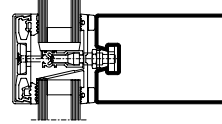
U_f-Werte nach EN 10077-2

VISS 60 mm

Valeurs U_f selon EN 10077-2

VISS 60 mm

U_f values according to 10077-2

						
Glas Verre Glass	Pfosten 60/50 Montant 60/50 Mullion 60/50	Pfosten 60/100 Montant 60/100 Mullion 60/100	Pfosten 60/150 Montant 60/150 Mullion 60/150	Riegel 60/50 Traverse 60/50 Transom 60/50	Riegel 60/100 Traverse 60/100 Transom 60/100	Riegel 60/150 Traverse 60/150 Transom 60/150
20 mm	1,6 W/m ² K	1,7 W/m ² K	1,6 W/m ² K	1,4 W/m ² K	1,4 W/m ² K	1,5 W/m ² K
30 mm	1,4 W/m ² K	1,5 W/m ² K	1,4 W/m ² K	1,2 W/m ² K	1,3 W/m ² K	1,3 W/m ² K
40 mm	1,3 W/m ² K	1,3 W/m ² K	1,3 W/m ² K	1,1 W/m ² K	1,2 W/m ² K	1,2 W/m ² K
50 mm	1,2 W/m ² K	1,2 W/m ² K	1,2 W/m ² K	1,1 W/m ² K	1,1 W/m ² K	1,1 W/m ² K
60 mm	1,1 W/m ² K	1,2 W/m ² K	1,1 W/m ² K	1,0 W/m ² K	1,1 W/m ² K	1,1 W/m ² K
70 mm	1,1 W/m ² K	1,1 W/m ² K	1,1 W/m ² K	1,0 W/m ² K	1,0 W/m ² K	1,0 W/m ² K

	76.140 Pfosten 60/180 Montant 60/180 Mullion 60/180	76.141 Pfosten 60/220 Montant 60/220 Mullion 60/220	76.142 Pfosten 60/280 Montant 60/280 Mullion 60/280	76.140 Riegel 60/180 Traverse 60/180 Transom 60/180	76.141 Riegel 60/220 Traverse 60/220 Transom 60/220	76.142 Riegel 60/280 Traverse 60/280 Transom 60/280
50 mm	1,3 W/m ² K	1,3 W/m ² K	1,3 W/m ² K	1,1 W/m ² K	1,1 W/m ² K	1,1 W/m ² K
70 mm	1,1 W/m ² K	1,1 W/m ² K	1,1 W/m ² K	1,0 W/m ² K	1,0 W/m ² K	1,0 W/m ² K

Der Einfluss der Schraubenbefestigung in Höhe von 0.14 W/m²K ist berücksichtigt.

L'influence de la fixation à vis de 0.14 W/m²K est prise en compte.

The 0.14 W/m²K influence of the screw fixing is taken into account.

System-Hinweise

Remarques concernant les systèmes

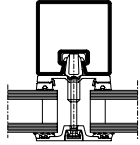
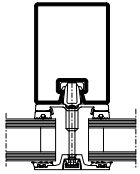
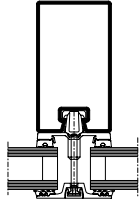
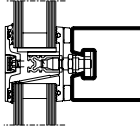
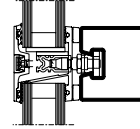
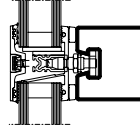
System instructions

VISS Fassade

VISS façade

VISS façade

VISS 50 mm
Flaches DeckprofilU_f-Werte nach EN 10077-2**VISS 50 mm**
Profilé de recouvrement platValeurs U_f selon EN 10077-2**VISS 50 mm**
Flat cover capU_f values according to 10077-2

						
Glas Verre Glass	Pfosten 50/50 Montant 50/50 Mullion 50/50	Pfosten 50/95 Montant 50/95 Mullion 50/95	Pfosten 50/140 Montant 50/140 Mullion 50/140	Riegel 50/50 Traverse 50/50 Transom 50/50	Riegel 50/95 Traverse 50/95 Transom 50/95	Riegel 50/140 Traverse 50/140 Transom 50/140
20 mm	1,9 W/m ² K	2,0 W/m ² K	2,0 W/m ² K	1,6 W/m ² K	1,7 W/m ² K	1,7 W/m ² K
30 mm	1,7 W/m ² K	1,7 W/m ² K	1,7 W/m ² K	1,4 W/m ² K	1,5 W/m ² K	1,5 W/m ² K
40 mm	1,5 W/m ² K	1,6 W/m ² K	1,6 W/m ² K	1,3 W/m ² K	1,4 W/m ² K	1,4 W/m ² K
50 mm	1,4 W/m ² K	1,5 W/m ² K	1,5 W/m ² K	1,3 W/m ² K	1,3 W/m ² K	1,3 W/m ² K
60 mm	1,4 W/m ² K	1,4 W/m ² K	1,4 W/m ² K	1,2 W/m ² K	1,3 W/m ² K	1,3 W/m ² K
70 mm	1,3 W/m ² K	1,3 W/m ² K	1,3 W/m ² K	1,2 W/m ² K	1,2 W/m ² K	1,2 W/m ² K

Der Einfluss der Schrauben-
befestigung in Höhe von 0.14 W/m²K
ist berücksichtigt.

L'influence de la fixation à vis de
0.14 W/m²K est prise en compte.

The 0.14 W/m²K influence of the
screw fixing is taken into account.

System-Hinweise

Remarques concernant les systèmes

System instructions

VISS Fassade

VISS façade

VISS façade

**VISS 60 mm
Flaches Deckprofil**

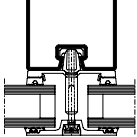
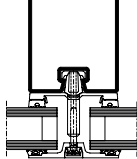
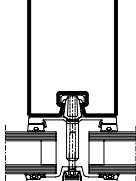
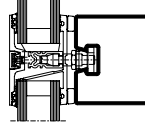
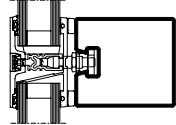
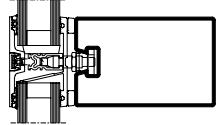
U_f-Werte nach EN 10077-2

**VISS 60 mm
Profilé de recouvrement plat**

Valeurs U_f selon EN 10077-2

**VISS 60 mm
Flat cover cap**

U_f values according to 10077-2

						
Glas Verre Glass	Pfosten 60/50 Montant 60/50 Mullion 60/50	Pfosten 60/100 Montant 60/100 Mullion 60/100	Pfosten 60/150 Montant 60/150 Mullion 60/150	Riegel 60/50 Traverse 60/50 Transom 60/50	Riegel 60/100 Traverse 60/100 Transom 60/100	Riegel 60/150 Traverse 60/150 Transom 60/150
20 mm	1,7 W/m ² K	1,8 W/m ² K	1,8 W/m ² K	1,5 W/m ² K	1,6 W/m ² K	1,6 W/m ² K
30 mm	1,5 W/m ² K	1,5 W/m ² K	1,6 W/m ² K	1,3 W/m ² K	1,3 W/m ² K	1,4 W/m ² K
40 mm	1,3 W/m ² K	1,4 W/m ² K	1,4 W/m ² K	1,2 W/m ² K	1,2 W/m ² K	1,2 W/m ² K
50 mm	1,2 W/m ² K	1,3 W/m ² K	1,3 W/m ² K	1,1 W/m ² K	1,2 W/m ² K	1,2 W/m ² K
60 mm	1,2 W/m ² K	1,2 W/m ² K	1,2 W/m ² K	1,1 W/m ² K	1,1 W/m ² K	1,1 W/m ² K
70 mm	1,1 W/m ² K	1,1 W/m ² K	1,2 W/m ² K	1,1 W/m ² K	1,1 W/m ² K	1,1 W/m ² K

	76.140 Pfosten 60/180 Montant 60/180 Mullion 60/180	76.141 Pfosten 60/220 Montant 60/220 Mullion 60/220	76.142 Pfosten 60/280 Montant 60/280 Mullion 60/280	76.140 Riegel 60/180 Traverse 60/180 Transom 60/180	76.141 Riegel 60/220 Traverse 60/220 Transom 60/220	76.142 Riegel 60/280 Traverse 60/280 Transom 60/280
50 mm	1,3 W/m ² K	1,3 W/m ² K	1,3 W/m ² K	1,2 W/m ² K	1,2 W/m ² K	1,2 W/m ² K
70 mm	1,2 W/m ² K	1,2 W/m ² K	1,2 W/m ² K	1,1 W/m ² K	1,1 W/m ² K	1,1 W/m ² K

**Der Einfluss der Schrauben-
befestigung in Höhe von 0.14 W/m²K
ist berücksichtigt.**


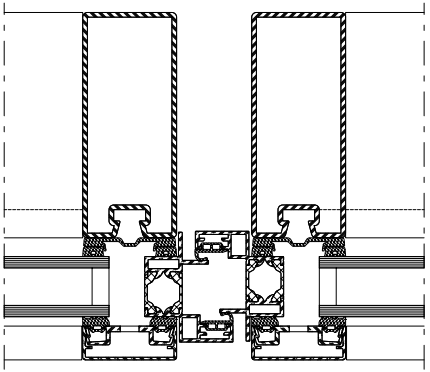
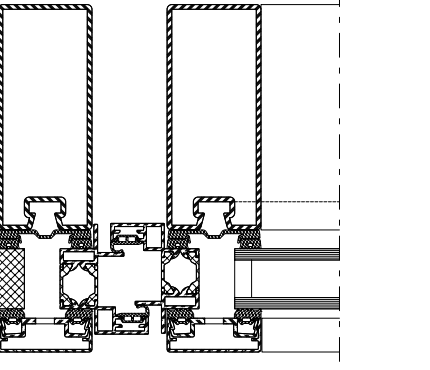
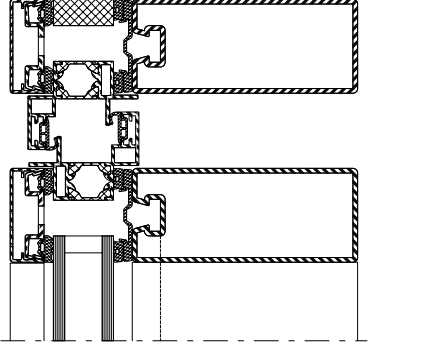
**L'influence de la fixation à vis de
0.14 W/m²K est prise en compte.**

**The 0.14 W/m²K influence of the
screw fixing is taken into account.**

U_f-Werte
 (nach EN ISO 10077-2:2018-01)

Valeurs U_f
 (selon EN ISO 10077-2:2018-01)

U_f values
 (according to EN ISO 10077-2:2018-01)

	Füllelementstärken Elements de remplissages Infill elements			
	≥ 27 mm	≥ 32 mm	≥ 37 mm	≥ 42 mm
	2.9 W/m ² K	2.6 W/m ² K	2.5 W/m ² K	2.4 W/m ² K
	2.9 W/m ² K	2.5 W/m ² K	2.4 W/m ² K	2.3 W/m ² K
	2.6 W/m ² K	2.4 W/m ² K	2.3 W/m ² K	2.2 W/m ² K

System-Hinweise

Remarques concernant les systèmes

System instructions

VISS Fassade


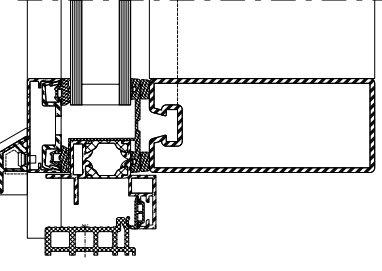
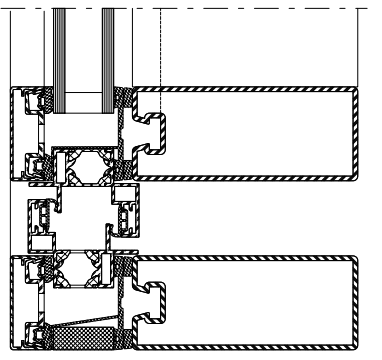
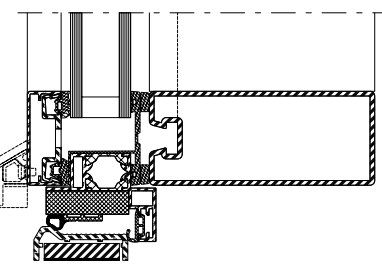
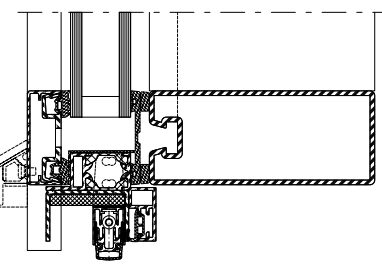
VISS façade

VISS façade

U_f-Werte
(nach EN ISO 10077-2:2018-01)

Valeurs U_f
(selon EN ISO 10077-2:2018-01)

U_f values
(according to EN ISO 10077-2:2018-01)

	Füllelementstärken Elements de remplissages Infill elements			
	≥ 27 mm	≥ 32 mm	≥ 37 mm	≥ 42 mm
	3.1 W/m ² K	2.9 W/m ² K	2.8 W/m ² K	2.7 W/m ² K
	2.9 W/m ² K	2.6 W/m ² K	2.5 W/m ² K	2.5 W/m ² K
	2.0 W/m ² K	2.1 W/m ² K	2.1 W/m ² K	2.0 W/m ² K
	3.0 W/m ² K	3.0 W/m ² K	3.0 W/m ² K	3.0 W/m ² K

VISS Fassade
VISS façade
VISS façade

Inhaltsverzeichnis

Sommaire

Content

VISS Fassade

VISS façade

VISS façade

Systemübersicht

Merkmale
Zulassungen
Systemausführungen

Sommaire du système

Caractéristiques
Homologations
Exécutions de système

Summary of system

Characteristics
Authorisations
System versions

2

Profilsortiment

Profile 50 und 60 mm
Deckprofile 50 und 60 mm

Assortiment de profilé

Profilés 50 et 60 mm
Profilés de recouvrement 50 et 60 mm

Range of profiles

Profiles 50 and 60 mm
Cover sections 50 and 60 mm

11

Konstruktions-Hinweise

Schnittpunkte
Konstruktionsdetails
Anschlüsse am Bau
System-Hinweise

Indications du construction

Coupes de détails
Détails de construction
Raccords au mur
Remarques concernant les systèmes

Construction instructions

Section details
Construction details
Attachment to structure
System instructions

19

Merkmale

Caractéristiques

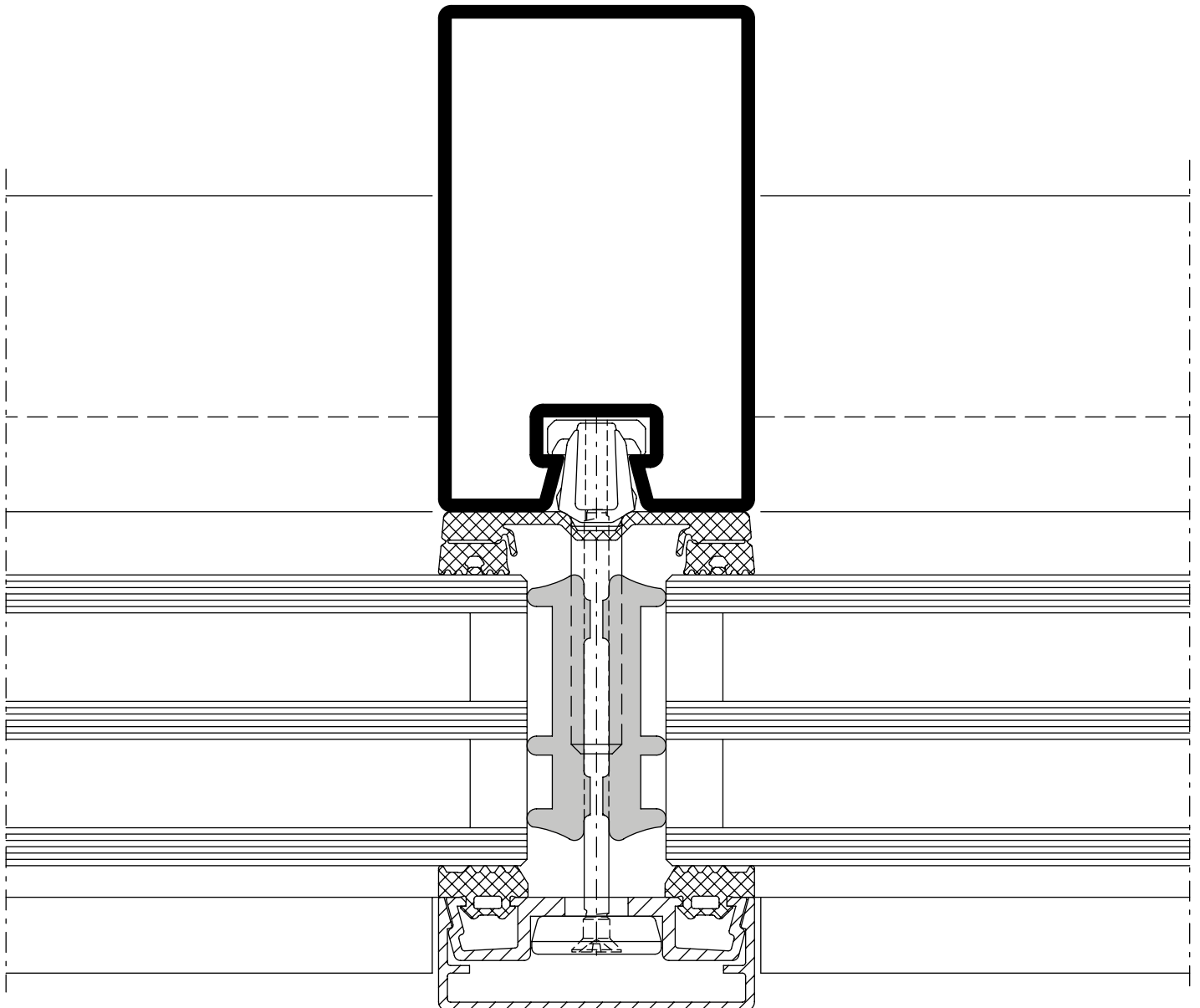
Characteristics

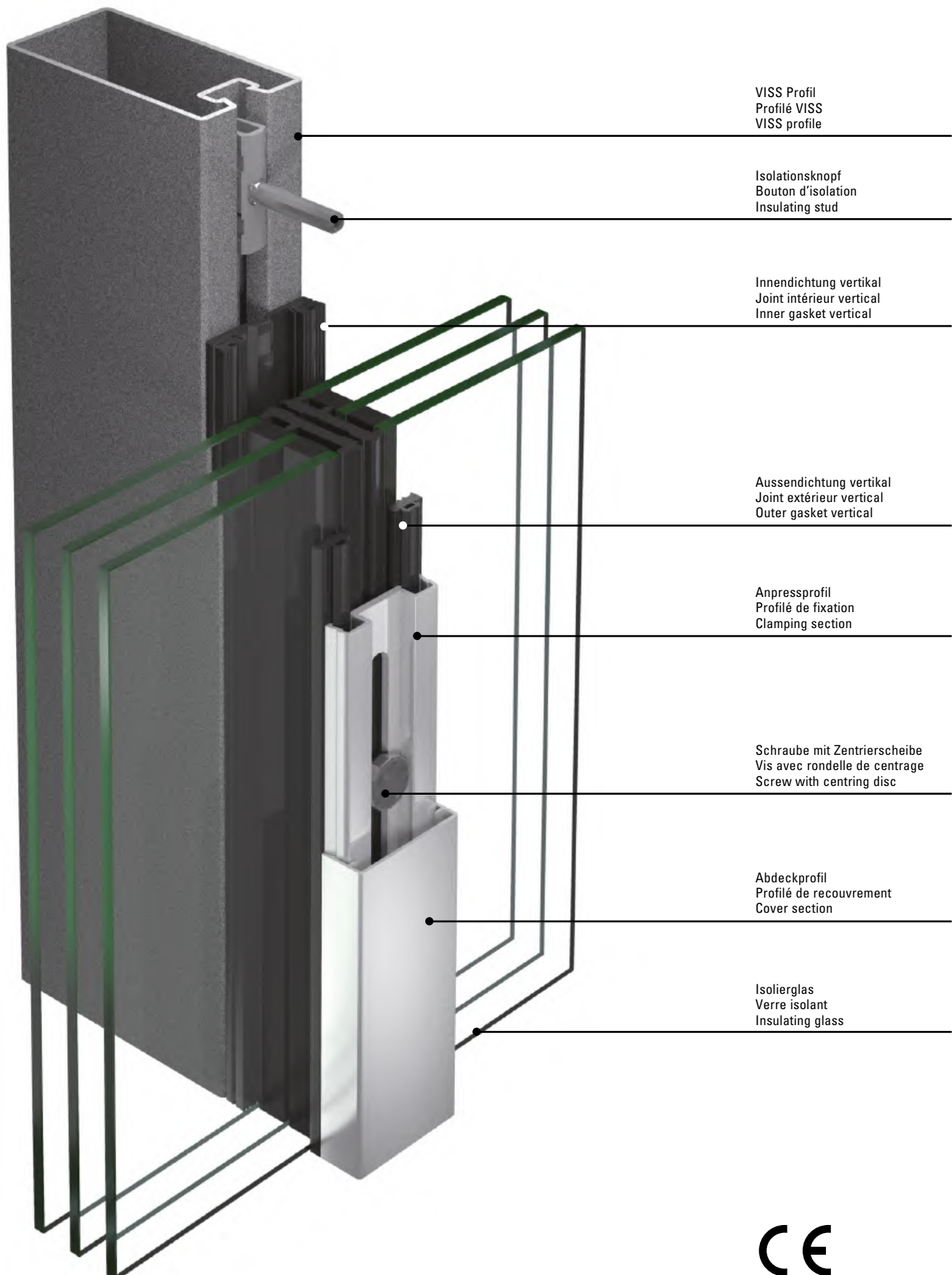
VISS Fassade

VISS façade

VISS façade












- CE-Kennzeichnung nach EN 13830 oder EN 14351-1
 - U_{CW} eingebaut Werte bis 0.73 W/m²K
 - U_f Werte bis 0.65 W/m²K
 - Ansichtsbreiten 50 und 60 mm
 - Füllelementstärken 6 bis 70 mm
 - Füllelementgewichte bis 1800 kg
Flügelgewichte bis 550 kg
 - Kombinierbar mit der Aufsatzkonstruktion VISS Basic, der Brandschutzlösung VISS Fire und der Einbruchhemmenden Variante VISS RC
- Marquage CE selon EN 13830 ou EN 14351-1
 - Valeurs U_{CW} (monté) jusqu'à 0.73 W/m²K
 - Valeurs U_f jusqu'à 0.65 W/m²K
 - Largeurs de face 50 et 60 mm
 - Éléments de remplissage de 6 à 70 mm d'épaisseur
 - Poids de remplissage jusqu'à 1800 kg
Poids du vantail jusqu'à 550 kg
 - Combinable avec la construction rapportée VISS Basic, la protection incendie VISS Fire et la variante anti-effraction VISS RC
- CE marking in accordance with EN 13830 or EN 14351-1
 - U_{CW} installed values to 0.73 W/m²K
 - U_f values to 0.65 W/m²K
 - 50 and 60 mm face widths
 - Infill panel thicknesses of 6 to 70 mm
 - Infill unit weights up to 1800 kg
Leaf weight up to 550 kg
 - Can be combined with the VISS Basic add-on construction, the VISS Fire fire protection solution and the VISS RC burglar-resistant version





Leistungseigenschaften
Caractéristiques de performance
Performance characteristics

VISS Fassade
 VISS façade
 VISS façade

	Prüfungen (Prüfnorm) Essais (Norme d'essai) Tests (Test standard)	Klassifizierungs-Norm Norme de classification Classification standard	Werte Valeurs Values
	Schlagregendichtheit (EN 12155) Etanchéité à la pluie battante (EN 12155) Watertightness (EN 12155)	EN 12154	RE 1200
	Widerstand bei Windlast (EN 12179) Résistance à la pression du vent (EN 12179) Resistance to wind load (EN 12179)	EN 13116	Bemessungslast 2 kN/m ² Charge de calcul 2 kN/m ² Designed load 2 kN/m ²
	Luftdurchlässigkeit (EN 12153) Perméabilité à l'air (EN 12153) Air permeability (EN 12153)	EN 12152	Klasse AE Classe AE Class AE
	Wärmedurchgangskoeffizient (EN 13947) Transmission thermique (EN 13947) Thermal transmittance (EN 13947)	EN ISO 10077-2	ab $U_f > 0.65 \text{ W/m}^2\text{K}$ dès $U_f > 0.65 \text{ W/m}^2\text{K}$ from $U_f > 0.65 \text{ W/m}^2\text{K}$
	Schallschutz (EN ISO 140-3) Isolation phonique (EN ISO 140-3) Sound insulation (EN ISO 140-3)	EN ISO 717-1	R_w 47 dB (-1; -5) (C, Ctr)
	Einbruchhemmung Anti-effraction Burglar resistance	prEN 1627	RC2 / RC3 / RC4
	Durchschusshemmung (EN 1523) Résistance aux balles (EN 1523) Bullet proofing (EN 1523)	EN 1522	FB4 NS
	Stossfestigkeit Résistance au chocs Impact strength	EN 14019	Klasse E5 / I5 Classe E5 / I5 Class E5 / I5
	Brandverhalten Réaction au feu Reaction to fire	EN 13501-1	Klasse B Classe B Class B
	Längsschalldämmung Isolation acoustique longitudinale Insulation against flanking transmission	prEN ISO 10848-2 (4/2004)	vertikal 62 dB horizontal 59 dB
	Technische Regeln für die Verwendung von absturzsichernden Verglasungen Règlement technique pour la sécurité anti-chute des vitrages The technical regulations for protecting glazing against falling out	DIN 180008-4	Kategorie A Catégorie A Category A

Avis Technique (Frankreich)
Fassade VISS TV 1S
Zulassung Nr. 02/12-1501,
C.S.T.B. Marne la Vallée/FR

Avis Technique (France)
Façade VISS TV 1S
Autorisation no 02/12-1501,
C.S.T.B. Marne la Vallée/FR

Avis Technique (France)
Façade VISS TV 1S
Autorisation nr. 02/12-1501,
C.S.T.B. Marne la Vallée/FR

Klemmverbindung (Deutschland)
AbZ Z-14.4-459 (Isolationsknöpfe)

Jonction par serrage (Allemagne)
AbZ Z-14.4-459 (bouton d'isolation)

Clamp connection (Germany)
AbZ Z-14.4-459 (insulation studs)

CWCT-Test
Die Fassade wurde nach den
Anforderungen des CWCT geprüft.

Test CWCT
La façade a été contrôlée suivant les
exigences du CWCT.

CWCT test
The facades were certified in compliance
with the requirements of the CWCT.

Luftdurchlässigkeit/
Wasserdichtheit: PASS
Zulässige Windlast 2400 Pa
Sicherheitslast 3600 Pa

Perméabilité à l'air/
Étanchéité à l'eau: PASS
Charge du vent admissible 2400 Pa
Charge de sécurité 3600 Pa

Air permeability/
Watertightness: PASS
Permissible wind load 2400 Pa
Security load 3600 Pa

Passivhaus-Zertifikat

Certificat maison passive

Passive house certificate

ZERTIFIKAT
Zertifizierte Passivhaus-Komponente
Komponenten-ID 0157cw03 gültig bis 31. Dezember 2020

Passivhaus Institut
Dr. Wolfgang Feist
64283 Darmstadt
Deutschland

QR Code

Kategorie: **Pfosten-Riegel-Fassade**
Hersteller: **Jansen AG,
Oberriet SG,
Schweiz (Confederatio Helvetica)**
Produktname: **VISS HI**

Folgende Kriterien für die kühl-gemäßigte Klimazone wurden geprüft

Behaglichkeit $U_{\text{COP}} = 0.80 \leq 0.80 \text{ W/(m}^2 \text{K)}$
 $U_{\text{COP, maximal}} \leq 0.85 \text{ W/(m}^2 \text{K)}$
mit $U_g = 0.70 \text{ W/(m}^2 \text{K)}$

Hygiene $f_{\text{Red,0.25}} \geq 0.70$

kühl-gemäßigtes Klima
phA

ZERTIFIZIERTE KOMPONENTE
Passive House Institute

Passivhaus Effizienzklasse: phE phD phC phB phA

www.passiv.de

CERTIFICATE
Certified Passive House Component
Component-ID 0157cw03 valid until 31st December 2020

Passive House Institute
Dr. Wolfgang Feist
64283 Darmstadt
Germany

QR Code

Category: **Curtain Wall**
Manufacturer: **Jansen AG,
Oberriet SG,
Switzerland**
Product name: **VISS HI**

This certificate was awarded based on the following criteria for the cool, temperate climate zone

Comfort $U_{\text{COP}} = 0.80 \leq 0.80 \text{ W/(m}^2 \text{K)}$
 $U_{\text{COP, maximal}} \leq 0.85 \text{ W/(m}^2 \text{K)}$
with $U_g = 0.70 \text{ W/(m}^2 \text{K)}$

Hygiene $f_{\text{Red,0.25}} \geq 0.70$

cool, temperate climate
phA

CERTIFIED COMPONENT
Passive House Institute

Passive House efficiency class: phE phD phC phB phA

www.passivehouse.com

CERTIFICATE
Certified Passive House Component
Component-ID 0157cw03 valid until 31st December 2020

Passive House Institute
Dr. Wolfgang Feist
64283 Darmstadt
Germany

QR Code

Category: **Curtain Wall**
Manufacturer: **Jansen AG,
Oberriet SG,
Switzerland**
Product name: **VISS HI**

This certificate was awarded based on the following criteria for the cool, temperate climate zone

Comfort $U_{\text{COP}} = 0.80 \leq 0.80 \text{ W/(m}^2 \text{K)}$
 $U_{\text{COP, maximal}} \leq 0.85 \text{ W/(m}^2 \text{K)}$
with $U_g = 0.70 \text{ W/(m}^2 \text{K)}$


Hygiene $f_{\text{Red,0.25}} \geq 0.70$

cool, temperate climate
phA

CERTIFIED COMPONENT
Passive House Institute

Passive House efficiency class: phE phD phC phB phA

www.passivehouse.com



VISS RC


- Ansichtsbreiten 50 mm und 60 mm
- Keine sichtbare Einbruchhemmung ist erkennbar
- RC Lösung kann im VISS Standard und VISS Basic angewendet werden
- Kombination der beiden Systeme mit RC ebenfalls möglich
- Einbruch- und Ausbruchhemmung nach EN 1627
- VISS RC Versionen sind mit den einbruchhemmenden Profillösungen bis RC3 für Janisol, Janisol HI, Arte und Janisol Primo im Fensterbereich sowie Janisol HI, Janisol im Türbereich kombinierbar

VISS RC

- Largeurs de face 50 mm et 60 mm
- Absence de protection anti-effraction visible détectable
- La solution RC peut être appliquée dans les versions VISS Standard et VISS Basic
- Combinaison possible des deux systèmes avec RC
- Anti-effraction et anti-évasion selon EN 1627
- Les versions VISS RC peuvent être combinées avec les solutions de profilés à protection anti-effraction jusqu'à RC3 pour Janisol, Janisol HI, Arte et Janisol Primo dans le domaine des fenêtres, et avec les profilés pour Janisol HI, Janisol dans le domaine des portes

VISS RC

- Face widths of 50 mm and 60 mm
- No "visible" burglar resistance
- RC solution can be applied in the VISS Standard and VISS Basic systems
- Combination of both systems with RC also possible
- Burglar and break-out resistance in accordance with EN 1627
- VISS RC versions can be combined with the burglar-resistant profile solutions up to RC3 for Janisol, Janisol HI, Arte and Janisol Primo in windows as well as Janisol HI and Janisol in doors



VISS HI

- Hochisolierte Stahlfassade in Pfosten-Riegel-Bauweise
- Passivhaus zertifizierte Komponente
- Ermöglicht ein nachhaltiges Bauen
- Geeignet für besonders hohe Ansprüche im Isolationsbereich

VISS HI

- Façade en acier hautement isolée à montage montants-traverses
- Composants certifiés Maison Passive
- Permet une construction durable
- Adapté à des exigences particulièrement hautes dans le domaine de l'isolation

VISS HI

- Highly insulated steel façade as mullion/transom construction
- Passive house-certified components
- Allows sustainable construction
- Suitable for particularly high insulation requirements



VISS flaches Deckprofil

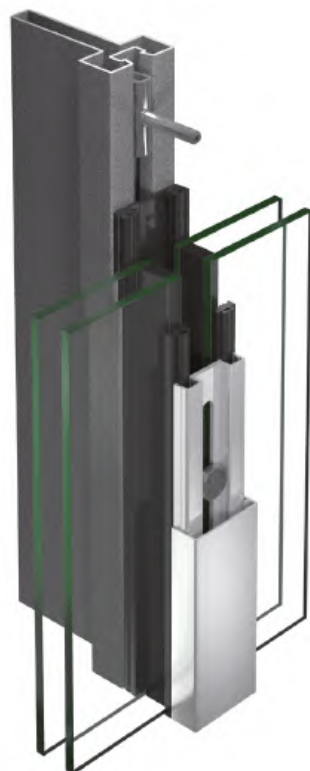
- Die wirtschaftliche Lösung für SG Optik
- Das Auge gleitet über die Fassade, ohne von signifikanten optischen Teilern abgelenkt zu werden
- Keine sichtbaren Schrauben
- Zweifarbig eloxierbar oder beschichtbar

VISS Profilé de recouvrement plat

- Solution économique pour l'optique SG
- L'œil parcourt la façade sans tomber sur des séparateurs optiques marqués
- Pas de vis visibles
- Capacité d'anodisation en deux couleurs ou au revêtement

VISS flat cover cap profile

- The economical solution for SG look
- The eye glides over the façade without being distracted by obtrusive visual dividers
- No visible screws
- Can be anodised or coated in two colours



VISS Linea / Personal Profiles

- Designprofil Linea mit filigraner Ansicht bei hoher statischer Leistung
- Für individuelle und ästhetische Ansprüche
- Ertüchtigung möglich durch eingeschobenen Flachstahl
- Profil integriert im vorhandenen VISS System und Anschluss ohne Benutzung von Sonderteilen

VISS Linea / Personal Profiles

- Profilé design Linea à face fine pour une haute performance statique
- Pour des exigences spécifiques et esthétiques
- Peut être renforcé par l'insertion de plaques en acier
- Profilé intégré dans le système VISS existant et raccordement sans utilisation de pièces spéciales

VISS Linea / Personal profiles

- Linea design profile with slimline sightlines and high structural performance
- For individual and aesthetic requirements
- Can be reinforced by inserting steel plates
- Profile integrated in existing VISS system and attachment without the use of special parts



VISS Sonnenschutz

- Abgestimmt auf das VISS System
- Im Sinne der Nachhaltigkeit erlaubt der Sonnenschutz eine energieeffiziente Planung
- Ein angenehmes Klima für die Nutzer durch den optimalen Sonnenschutz

VISS Protection solaire

- Adapté au système VISS
- Conformément au principe de durabilité, la protection solaire permet une planification qui tient compte de l'efficacité énergétique
- Climat agréable pour le personnel grâce à la protection solaire optimale

VISS sun shading

- Tailored to the VISS system
- In terms of sustainability, the sun shading facilitates energy-efficient planning
- Optimum sun shading provides a pleasant climate for the employees



VISS Fassadentür


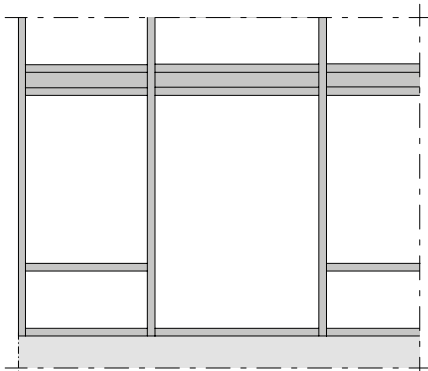

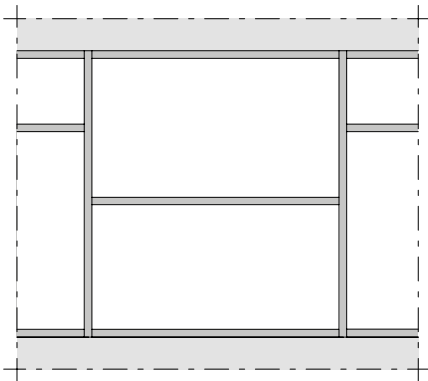
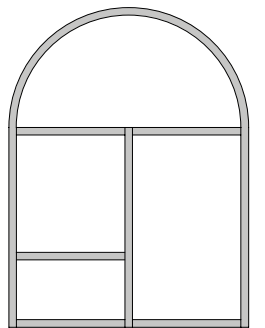
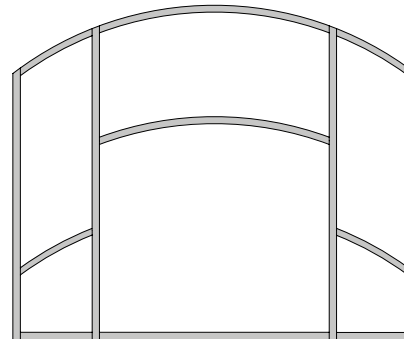
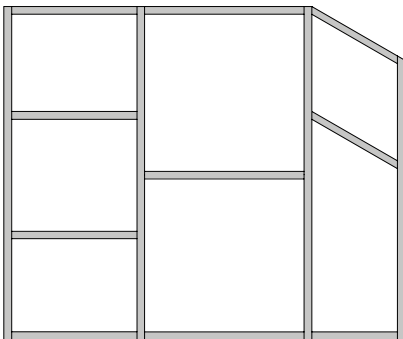
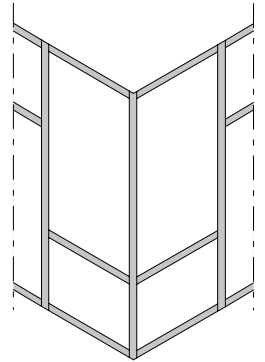
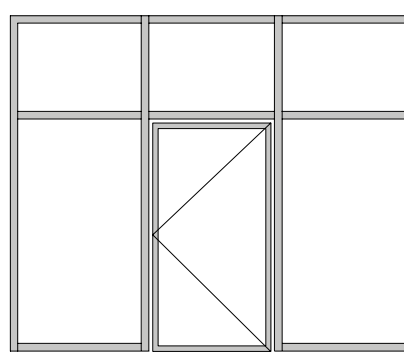

- Erscheinungsbild identisch mit Fassadenkonstruktion
- variable Türgrößen, je nach Profilwahl und Einsatzgebiet bis 6 m Höhe möglich
- Grossflächige Drehtür als Servicetür oder als Durchgang für Transportzwecke, z.B. bei Ausstellungen, Autohäuser, Museen, Atrien, etc.

VISS Porte de façade

- Se fond dans la construction de la façade
- Différentes dimensions de porte possibles jusqu'à une hauteur de 6 m suivant le choix du profilé et le domaine d'application
- Porte pivotante de grande surface servant de porte de service ou de passage pour transporter le nécessaire, par exemple pour les expositions, les garages, les musées, les atriums, etc.

VISS façade door

- Appearance identical to façade construction
- Variable door sizes of up to 6 m in height possible depending on the choice of profiles and the area of use
- Large side-hung door as service door or as access route for transport purposes, e.g. for expeditions, car dealerships, museums, atriums etc.



Jansen Docu Center

Die Plattform zum effizienten Arbeiten mit Jansen Dokumentationen. Im Jansen Docu Center stehen alle Produktinformationen jederzeit digital in der aktuellsten Version zur Verfügung: von Architekten-Informationen über Bestell- und Fertigungskatalogen bis hin zu Anleitungen und Prospekten sowie Videos.

Die Inhalte können einfach und schnell aufgerufen werden. Ein für den Anwender komfortables papierloses Arbeiten, das zahlreiche Vorteile bietet.

Download CAD Daten

DXF

DWG

Sie können die Zeichnungen in den Formaten DXF und/oder DWG herunterladen. Klicken Sie auf das entsprechende Icon und der Download erfolgt.

Die Hinweise «Artikelbibliothek/Türbeschläge/Fensterbeschläge» bedeuten, dass Sie mit einem Klick die gesamte Artikelbibliothek des entsprechenden Systems herunterladen (Profile, Beschläge, Glasleisten, Zubehör etc.).

Info und Beratung

Gerne beraten wir Sie persönlich und stehen Ihnen bei Fragen zur Verfügung. Bitte schreiben Sie uns Ihre Anliegen an: info@jansen.com

Jansen Docu Center

La plate-forme pour travailler efficacement avec les documentations Jansen. Le Jansen Docu Center met à votre disposition les informations sur les produits, en format numérique et dans une version actualisée: des catalogues de commande et de fabrication aux instructions et prospectus, en passant par les informations destinées aux architectes et vidéos.

Les contenus sont facilement et rapidement accessibles. Une manière de travailler confortable et offrant de nombreux avantages.

Télécharger fichiers DAO

DXF

DWG

Vous pouvez télécharger les dessins aux formats DXF et/ou DWG. Cliquez sur l'icône correspondante et le téléchargement s'effectuera.

Les indications «Bibliothèque des articles/Ferures de porte/Ferrures de fenêtres» signifie que vous téléchargez la totalité de la bibliothèque des articles du système donné (profilés, ferrures, parcloles, accessoires etc.).

Info et conseils

Nous vous conseillons volontiers individuellement et sommes à votre disposition si vous avez des questions à poser. Veuillez nous envoyer votre requête à: info@jansen.com

Jansen Docu Center

The platform for working efficiently with Jansen documentation. The latest version of all the product information is available digitally at any time in the Jansen Docu Center – from order and fabrication manuals to architect information, instructions and brochures and videos.

The content can be retrieved quickly and easily. The user can work conveniently without paper, which has numerous benefits.

Download CAD files

DXF

DWG

You can download the drawings in DXF and/or DWG format. Click on the relevant icon to begin the download.

The items «Article library/Door fittings/Window fittings» means that you download the entire article library for the corresponding system with one click (profiles, fittings, glazing beads, accessories etc.).

Information and advice

We would be delighted to provide you with advice in person and are available to answer any questions you may have. Please write to us with your queries at: info@jansen.com

Profile 50 mm (Masstab 1:3)

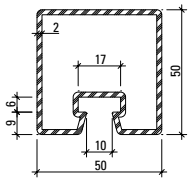
Profils 50 mm (échelle 1:3)

Profiles 50 mm (scale 1:3)

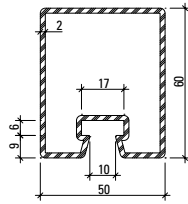
VISS Fassade

VISS façade

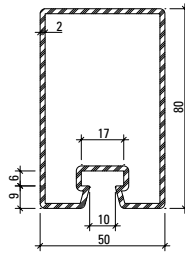
VISS façade



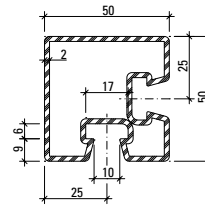
76.694
76.694 Z



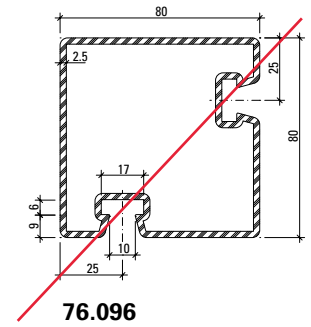
76.671
76.671 Z



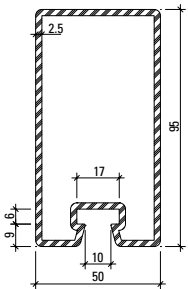
76.696
76.696 Z



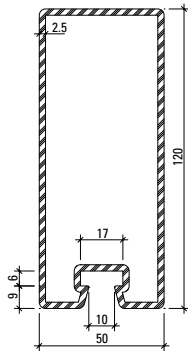
76.094



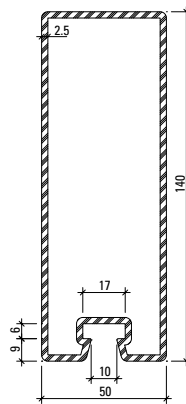
~~**76.096**~~



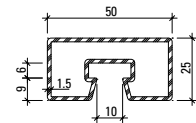
76.697
76.697 Z



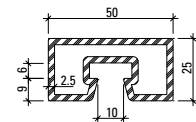
76.679
76.679 Z



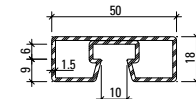
76.666
76.666 Z



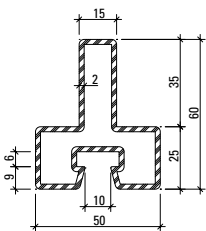
76.682



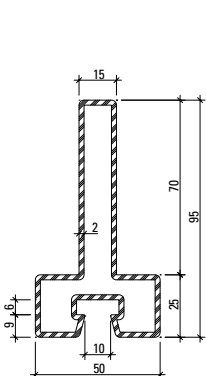
76.680



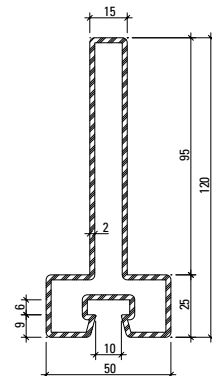
76.692



76.114



76.115



76.116

Profil-Nr.	G kg/m	F cm ²	I _x cm ⁴	W _x cm ³	I _y cm ⁴	W _y cm ³	U m ² /m	L mm
76.094	4,090	5,2	15,2	5,8	15,2	5,8	0,280	6000
76.096	7,437	9,5	83,8	20,5	83,8	20,5	0,391	6000
76.666	7,910	10,1	241,3	32,3	43,7	17,5	0,412	6500
76.671	3,860	4,9	23,3	7,2	17,3	6,9	0,260	6500
76.679	7,120	9,1	162,2	25,2	37,9	15,2	0,373	6500
76.680	3,390	4,3	3,2	2,4	11,1	4,4	0,182	6100
76.682	2,120	2,7	2,2	1,7	7,2	2,9	0,190	6000
76.692	1,900	2,5	0,9	1,0	5,9	2,4	0,176	6000
76.694	3,500	4,5	14,7	5,6	15,0	6,0	0,240	6500
76.696	4,450	5,7	47,6	11,1	21,9	8,8	0,300	6500
76.697	6,100	7,9	90,2	17,6	31,0	12,4	0,330	6500
76.114	3,820	4,9	15,4	4,1	9,8	3,9	0,251	6000
76.115	4,920	6,3	54,8	9,3	10,4	4,2	0,321	6000
76.116	5,710	7,3	105,0	14,3	10,8	4,3	0,371	6000

Profile 60 mm (Massstab 1:3)

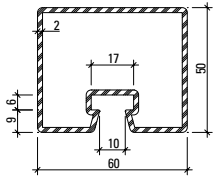
Profils 60 mm (échelle 1:3)

Profiles 60 mm (scale 1:3)

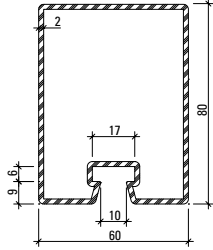
VISS Fassade

VISS façade

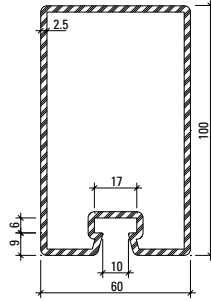
VISS façade



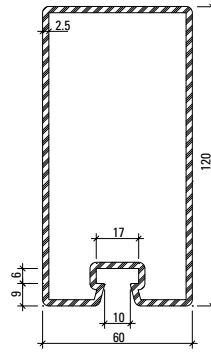
76.695
76.695 Z



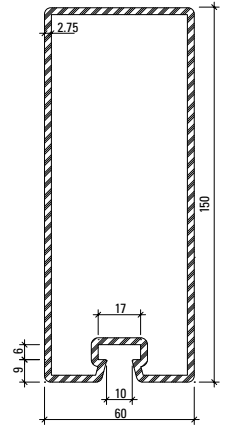
76.678
76.678 Z



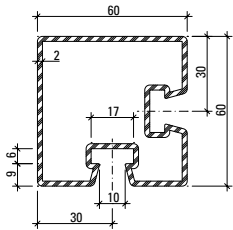
76.684
76.684 Z



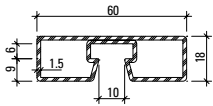
76.698
76.698 Z



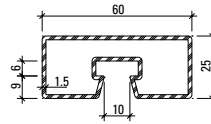
76.667
76.667 Z



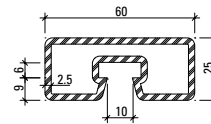
76.095



76.693



76.683

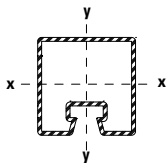


76.681

Artikelbibliothek
Bibliothèque des articles
Article library

DXF **DWG**

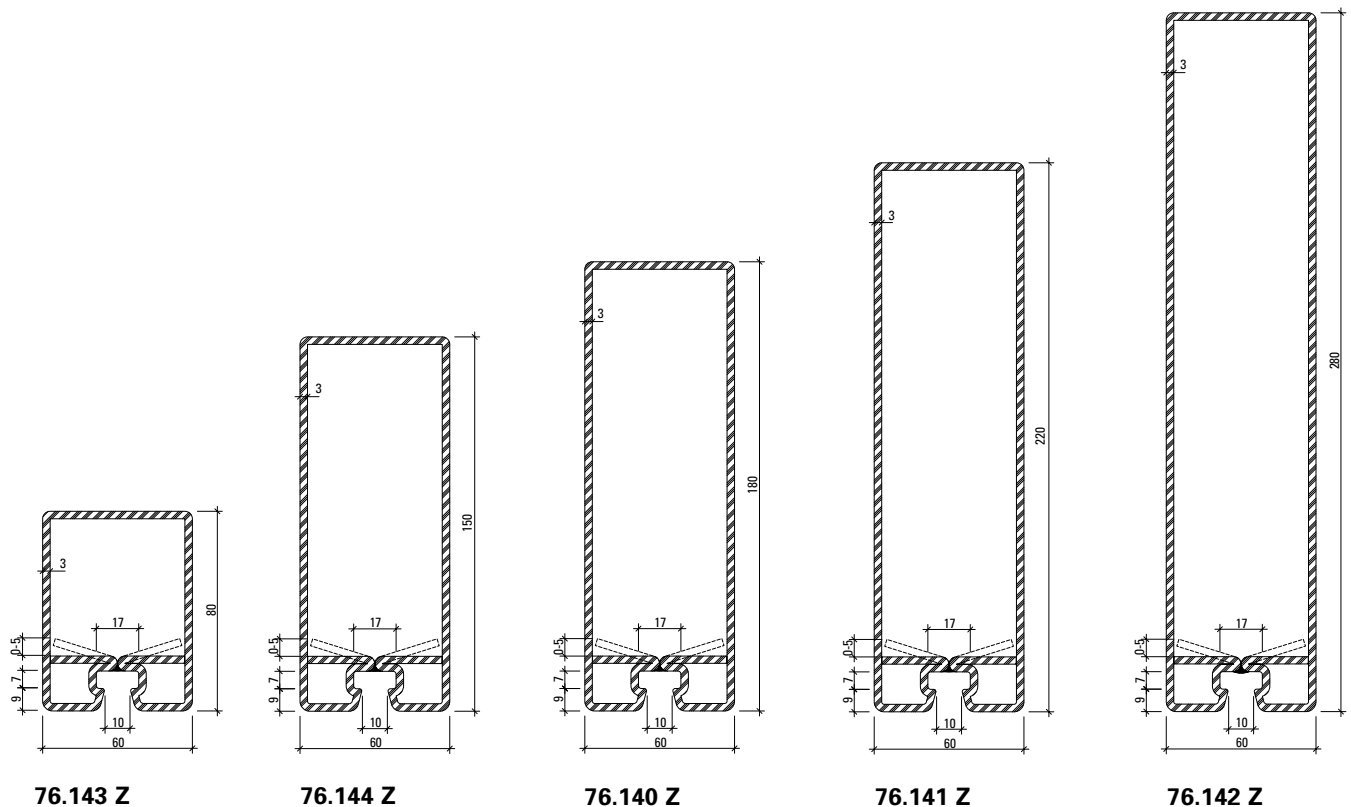
Stabachse
Axe de la barre
Bar axis



Profil-Nr.	G kg/m	F cm ²	I _x cm ⁴	W _x cm ³	I _y cm ⁴	W _y cm ³	U m ² /m	L mm
76.095	4,750	6,1	27,2	8,6	27,2	8,6	0,311	6000
76.667	9,530	12,1	342,8	43,0	75,1	25,0	0,452	6500
76.678	4,800	6,1	53,9	12,6	32,8	11,0	0,320	6500
76.681	3,790	4,8	3,8	2,9	17,3	5,8	0,202	6100
76.683	2,360	3,0	2,6	2,0	11,1	3,7	0,210	6000
76.684	6,730	8,6	114,1	21,3	48,3	16,1	0,352	6500
76.693	2,140	2,8	1,3	1,3	9,3	3,1	0,196	6000
76.695	3,800	4,9	17,2	6,5	22,9	7,6	0,260	6500
76.698	7,500	9,7	179,6	28,0	56,6	18,9	0,400	6500

Profile 60 mm (Masstab 1:3)
 Profils 60 mm (échelle 1:3)
 Profiles 60 mm (scale 1:3)

VISS Fassade
 VISS façade
 VISS façade



Aufgrund von Fertigungstoleranzen kann die Lage des Rückbogens von 0 bis 5 mm variieren.

En raison des tolérances de fabrication, la position du segment coudé peut varier de 0 à 5 mm.

Due to fabrication tolerances, the position of the rear arch may vary between 0 and 5 mm.

Oberfläche/Werkstoff

Artikel-Nr.

ohne Zusatz = blank

mit Z = bandverzinkter Stahl

Surface/Matériau

No. d'article

sans supplément = brut

avec Z = bandes d'acier zinguées

Surface/Material

Part no.

without addition = bright

with Z = galvanised strip

Artikelbibliothek
 Bibliothèque des articles
 Article library

DXF **DWG**

Profil-Nr.	G kg/m	F cm ²	I _x cm ⁴	W _x cm ³	I _y cm ⁴	W _y cm ³	U m ² /m	L mm
76.140 Z	12,946	16,47	649,2	64,3	100,0	33,2	0,516	8000
76.141 Z	14.833	18.87	1090,2	89,1	119,1	39,7	0,596	8000
76.142 Z	17,662	22,5	2041,7	132,7	148,4	49,5	0,716	10000
76.143 Z	8.340	10.62	80,4	17,9	50,8	16,9	0,316	6500
76.144 Z	11.630	14.82	406,0	47,9	85,0	28,3	0,456	6500

Deckprofile 50 mm (Masstab 1:3)

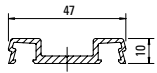
Profils de recouvrement 50 mm (échelle 1:3)

Cover sections 50 mm (scale 1:3)

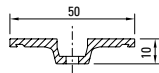
VISS Fassade

VISS façade

VISS façade



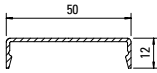
407.800



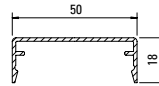
407.821



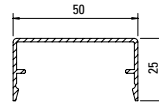
407.823



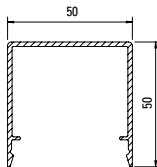
407.860



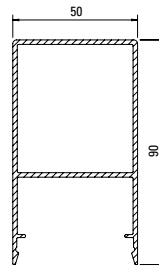
407.861



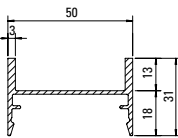
407.862



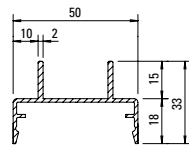
407.863



407.864



407.900



407.911

Werkstoff

Aluminium EN AW 6060 T66 roh, leicht eingeölt

Matériau

Aluminium EN AW 6060 T66 brut, légèrement huilé

Material

Aluminium EN AW 6060 T66 mill finish, slightly oiled

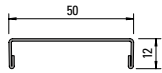
Profil-Nr.	G kg/m	U m ² /m	P m ² /m	L mm
407.800	0,414	0,160		6000
407.821	0,440	0,143	0,067	6000
407.823	0,076	0,043	0,019	6000
407.860	0,266	0,147	0,072	6000

Profil-Nr.	G kg/m	U m ² /m	P m ² /m	L mm
407.861	0,341	0,185	0,084	6000
407.862	0,394	0,213	0,098	6000
407.863	0,660	0,313	0,148	6000
407.864	1,344	0,360	0,228	6000
407.900	0,556	0,240	0,138	6000
407.911	0,510	0,245	0,146	6000

Deckprofile 50 mm (Massstab 1:3)
Profils de recouvrement 50 mm (échelle 1:3)
Cover sections 50 mm (scale 1:3)

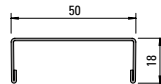
VISS Fassade
 VISS façade
 VISS façade

Edelstahl-Abdeckprofile
Werkstoff 1.4301 (AISI 304)
 geschliffen, Korn 220/240,
 mit Schutzfolie



400.860

Profilé de recouvrement acier Inox
Qualité 1.4301 (AISI 304)
 meulé, degré 220/240,
 avec feuille de protection

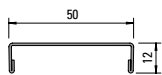


400.861

Stainless steel cover sections
Material 1.4301 (AISI 304)
 polished, grain 220/240,
 with protective film

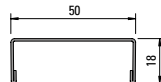


Edelstahl-Abdeckprofile
Werkstoff 1.4401 (AISI 316)
 geschliffen, Korn 220/240,
 mit Schutzfolie



400.862

Profilé de recouvrement acier Inox
Qualité 1.4401 (AISI 316)
 meulé, degré 220/240,
 avec feuille de protection



400.863

Stainless steel cover sections
Material 1.4401 (AISI 316)
 polished, grain 220/240,
 with protective film



Profil-Nr.	G kg/m	L mm
400.860	0,644	6000
400.861	0,734	6000

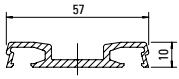
Profil-Nr.	G kg/m	L mm
400.862	0,652	6000
400.863	0,744	6000

Artikelbibliothek
 Bibliothèque des articles
 Article library

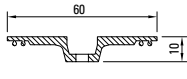
DXF **DWG**

Deckprofile 60 mm (Massstab 1:3)
Profils de recouvrement 60 mm (échelle 1:3)
Cover sections 60 mm (scale 1:3)

VISS Fassade
 VISS façade
 VISS façade



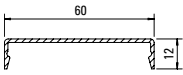
407.802



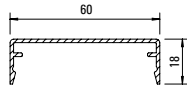
407.822



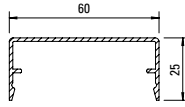
407.823



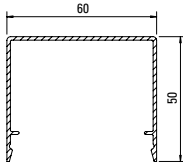
407.865



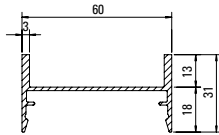
407.866



407.867



407.868



407.901

Werkstoff

Aluminium EN AW 6060 T66 roh, leicht eingeölt

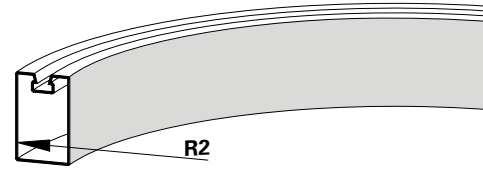
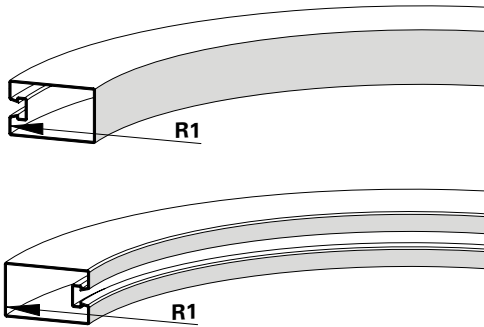
Matériau

Aluminium EN AW 6060 T66 brut, légèrement huilé

Material

Aluminium EN AW 6060 T66 mill finish, slightly oiled

Profil-Nr.	G kg/m	U m ² /m	P m ² /m	L mm
407.802	0,558	0,190		6000
407.822	0,530	0,163	0,051	6000
407.823	0,076	0,043	0,019	6000
407.865	0,304	0,167	0,082	6000
407.866	0,379	0,205	0,094	6000
407.867	0,432	0,223	0,108	6000
407.868	0,750	0,330	0,160	6000
407.901	0,590	0,255	0,148	6000



Profil Profilé Profile	R1 mm	R2 mm
76.666	3000	1000
76.667	3800	2000
76.671	1000	1000
76.678	2000	1100
76.679	2600	1000
76.684	2200	1300
76.694	700	700
76.695	1300	1000
76.696	2000	800
76.697	2200	900
76.698	2500	2500

Profil Profilé Profile	R1 mm	R2 mm
76.680	500	500
76.681	500	500
76.683	700	750
76.692	600	
76.693	600	

Hinweis:

Alle Profile sind auch in verzinkter Ausführung (Z) biegebar.

Beim Biegen von engen Radien kann sich die VISS-Nute verjüngen.

Remarque:

Tous les profilés sont également cintrables en exécution galvanisée (Z).

La rainure VISS peut s'amincir lors du cintrage pour des rayons serrés.

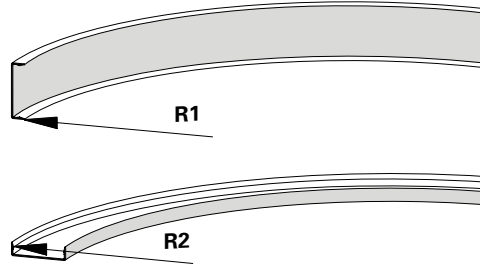
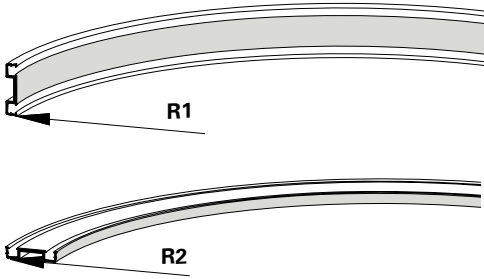
Note:

All profiles can also be bent into curves in the galvanised finish (Z).

The VISS flute might be tapered down when bending narrow radii.

Biegeradien
Travaux de cintrage
Bending data

VISS Fassade
 VISS façade
 VISS façade



Profil Profilé Profile	R1 mm	R2 mm
400.800	800	1500
400.800 Z	800	1200
400.801 Z	800	1800
400.802	800	1500
400.802 Z	800	1500
400.803 Z	800	1800
407.800	500	1050
407.802	500	1100

Profil Profilé Profile	R1 mm	R2 mm
407.815	500	700
407.860	500	850
407.861	500	950
407.862	700	1250
407.865	500	1250
407.866	700	1300
407.867	700	1300

Schnittpunkte	Coupe de détails	Section details
Pfosten/Riegel-Details 50 mm	Détails montant/traverse 50 mm	Details mullion/transom 50 mm
Segment-Verglasung 50 mm	Vitrage segmenté 50 mm	Segmental glazing 50 mm
VISS Linea 50 mm	VISS Linea 50 mm	VISS Linea 50 mm
Flaches Deckprofil 50 mm	Profilé de recouvrement plat 50 mm	Flat cover cap 50 mm
VISS Linea 50 mm	VISS Linea 50 mm	VISS Linea 50 mm
Einfachverglasung 50 mm	Vitrage simple 50 mm	Single glazing 50 mm
Pfosten/Riegel-Details 60 mm	Détails montant/traverse 60 mm	Details mullion/transom 60 mm
Segment-Verglasung 60 mm	Vitrage segmenté 60 mm	Segmental glazing 60 mm
Flaches Deckprofil 60 mm	Profilé de recouvrement plat 60 mm	Flat cover cap 60 mm
Einfachverglasung 60 mm	Vitrage simple 60 mm	Single glazing 60 mm

Konstruktions-Details	Détails de constructions	Construction details
Einsatzelement Janisol HI	Élément de remplissage Janisol HI	Infill element Janisol HI
Einsatzelement Janisol-Türe	Élément de remplissage porte Janisol	Infill element Janisol door
Einsatzelement Janisol Primo	Élément de remplissage Janisol Primo	Infill element Janisol Primo
Einsatzelement Janisol Arte	Élément de remplissage Janisol Arte	Infill element Janisol Arte
Aussenecke 90°	Angle extérieur 90°	Outer corner 90°
Aussenecke 135°	Angle extérieur 135°	Outer corner 135°
Innenecke 135°	Angle intérieur 135°	Inner corner 135°

Anschlüsse am Bau	Raccords au mur	Attachment to structure
System-Hinweise	Indications du système	System instructions
U _f -Werte nach EN 10077-2	Valeurs U _f selon EN 10077-2	U _f values according to EN 10077-2

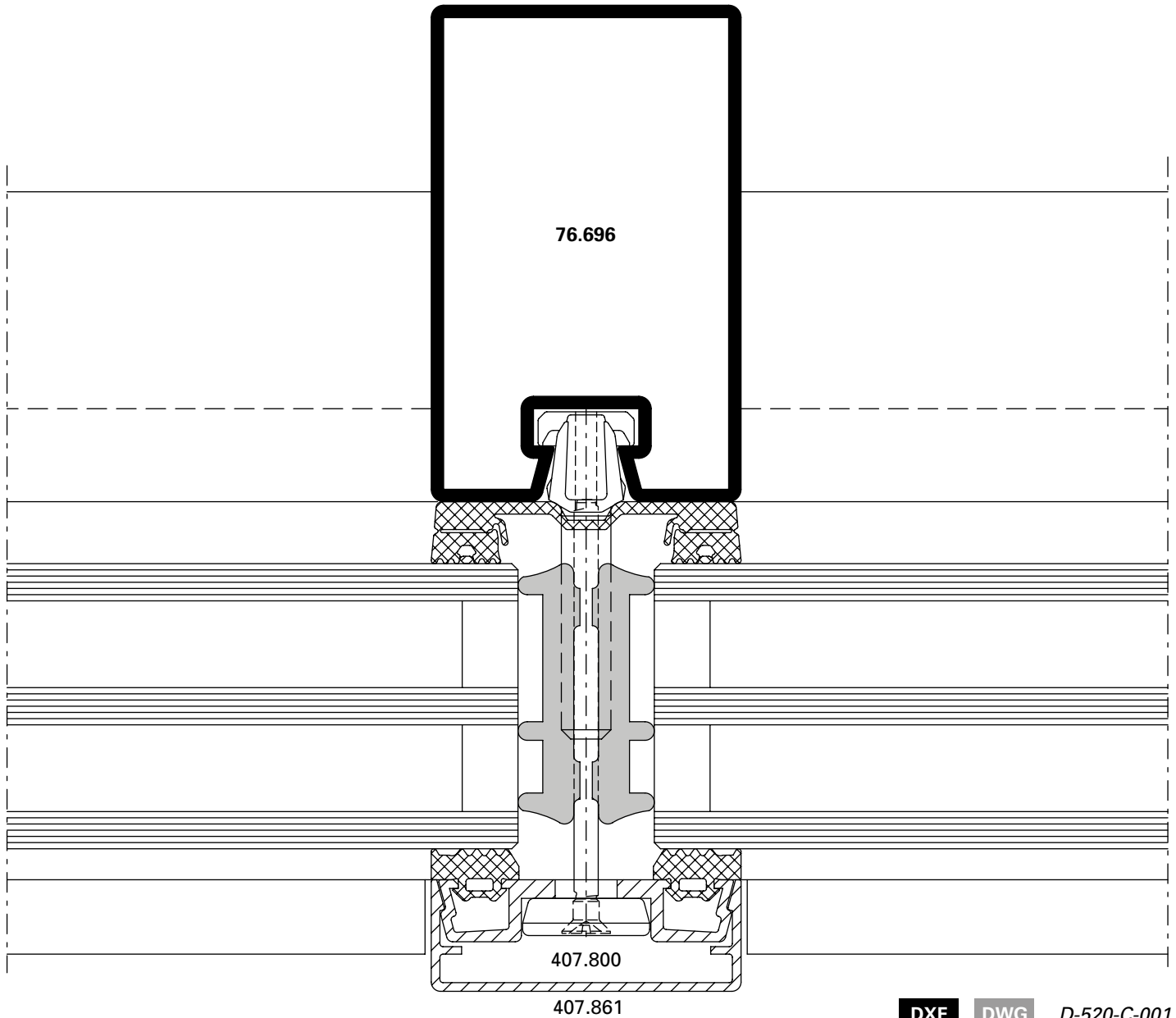
Schnittpunkte im Massstab 1:1
Coupe de détails à l'échelle 1:1
Section details on scale 1:1

VISS Fassade
VISS façade
VISS façade

VISS HI
Pfosten-Detail
Ansichtsbreite 50 mm

VISS HI
Détail du montant
Largeur de face 50 mm

VISS HI
Detail of mullion
Width 50 mm



DXF **DWG** D-520-C-001

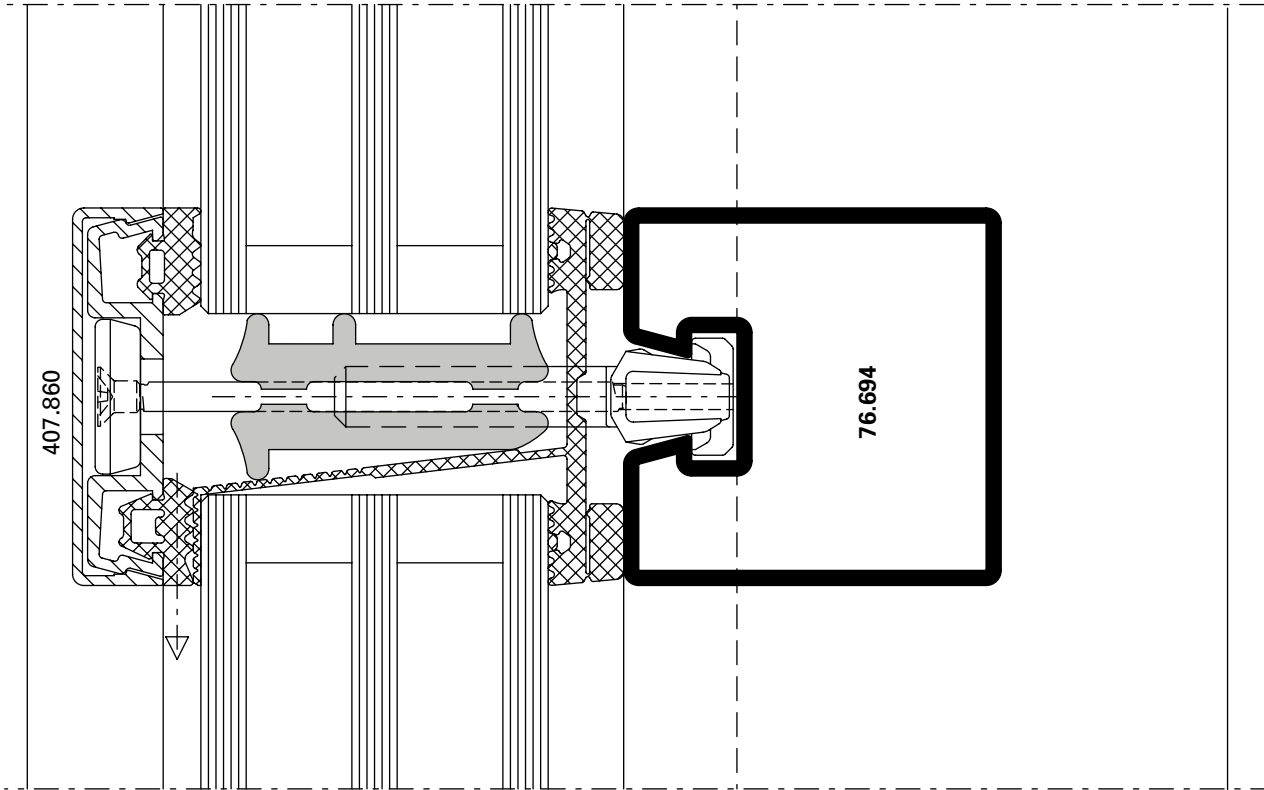
Schnittpunkte im Masstab 1:1
Coupe de détails à l'échelle 1:1
Section details on scale 1:1

VISS Fassade
VISS façade
VISS façade

VISS HI
Riegel-Detail
Ansichtsbreite 50 mm

VISS HI
Détail de la traverse
Largeur de face 50 mm

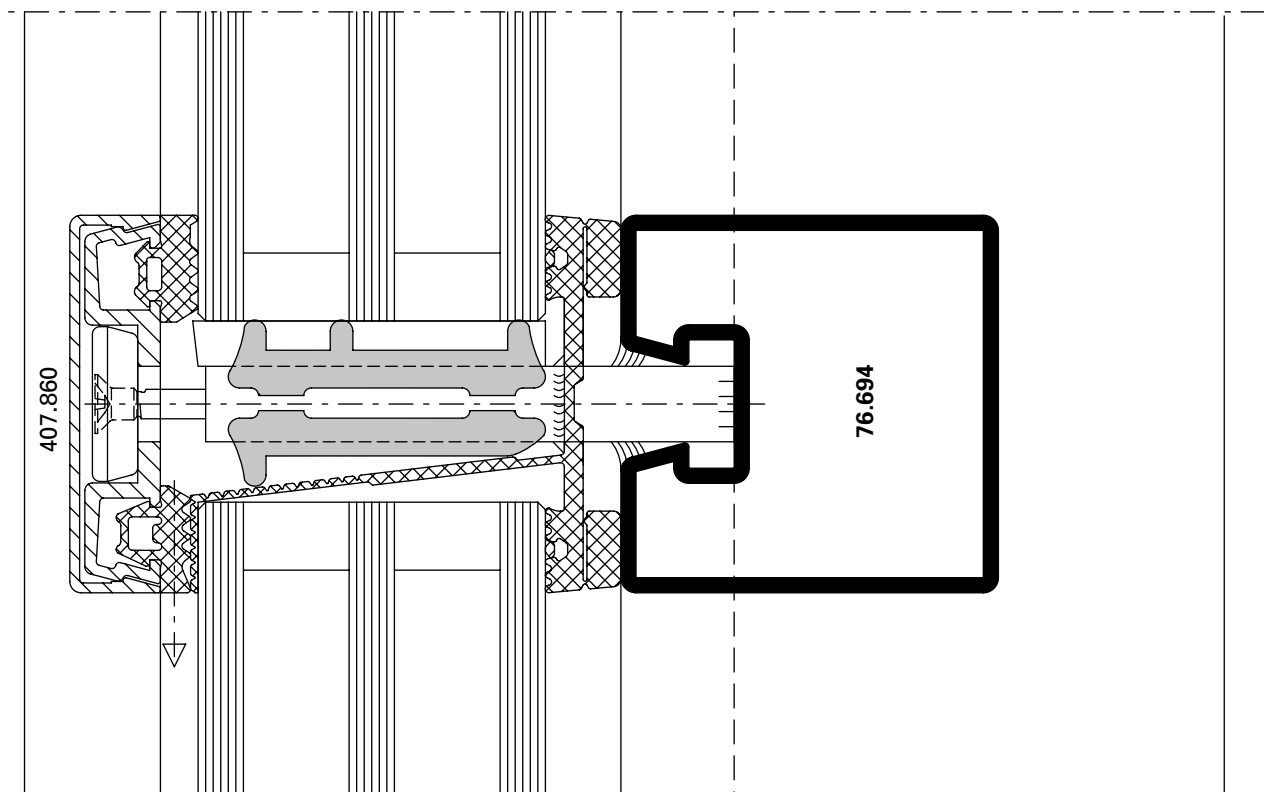
VISS HI
Detail of transom
Width 50 mm



D-520-C-002

DWG

DXF



D-520-C-003

DWG

DXF

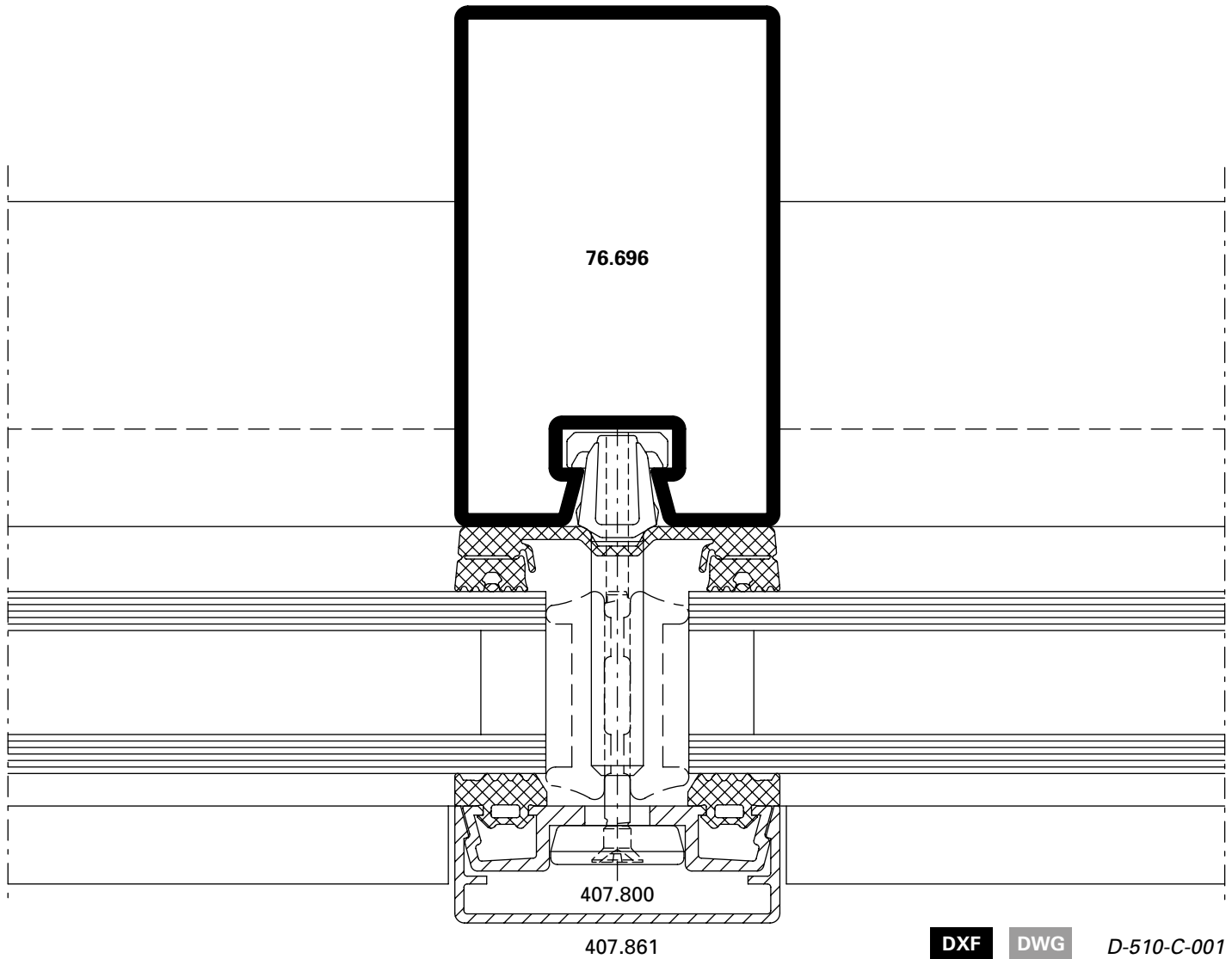
Schnittpunkte im Massstab 1:1
Coupe de détails à l'échelle 1:1
Section details on scale 1:1

VISS Fassade
VISS façade
VISS façade

Pfosten-Detail
Ansichtsbreite 50 mm

Détail du montant
Largeur de face 50 mm

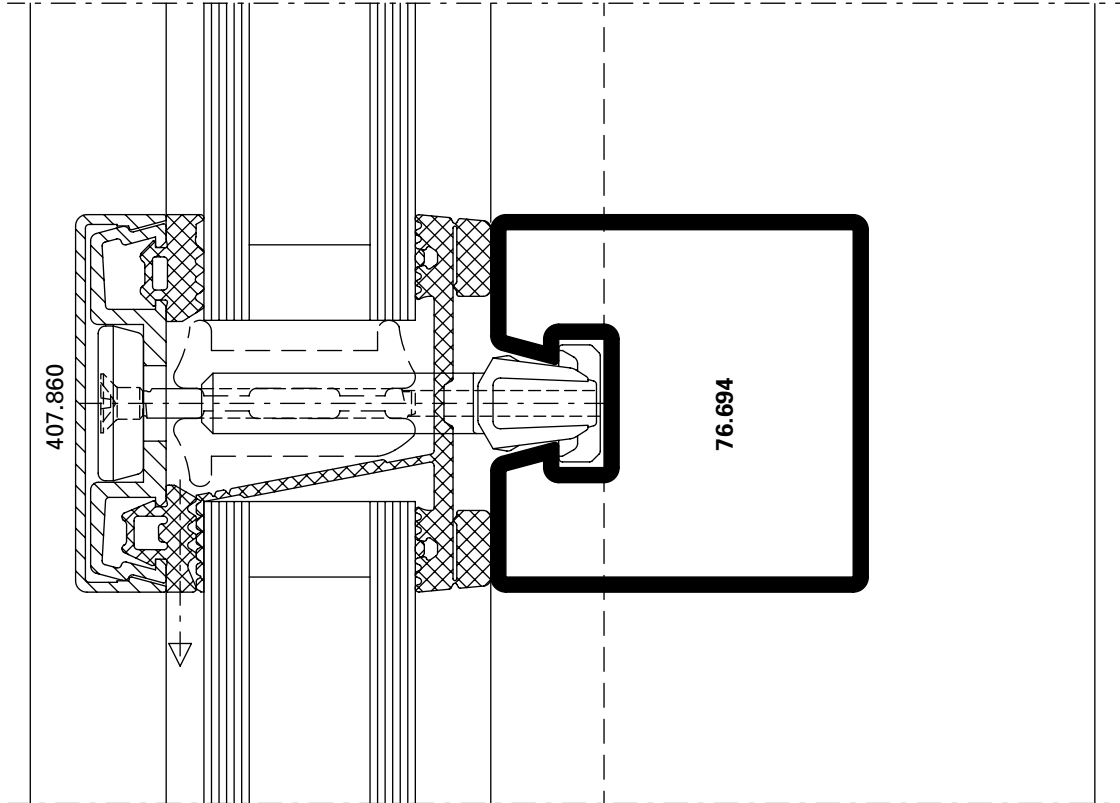
Detail of mullion
Width 50 mm



Riegel-Detail
Ansichtsbreite 50 mm

Détail de la traverse
Largeur de face 50 mm

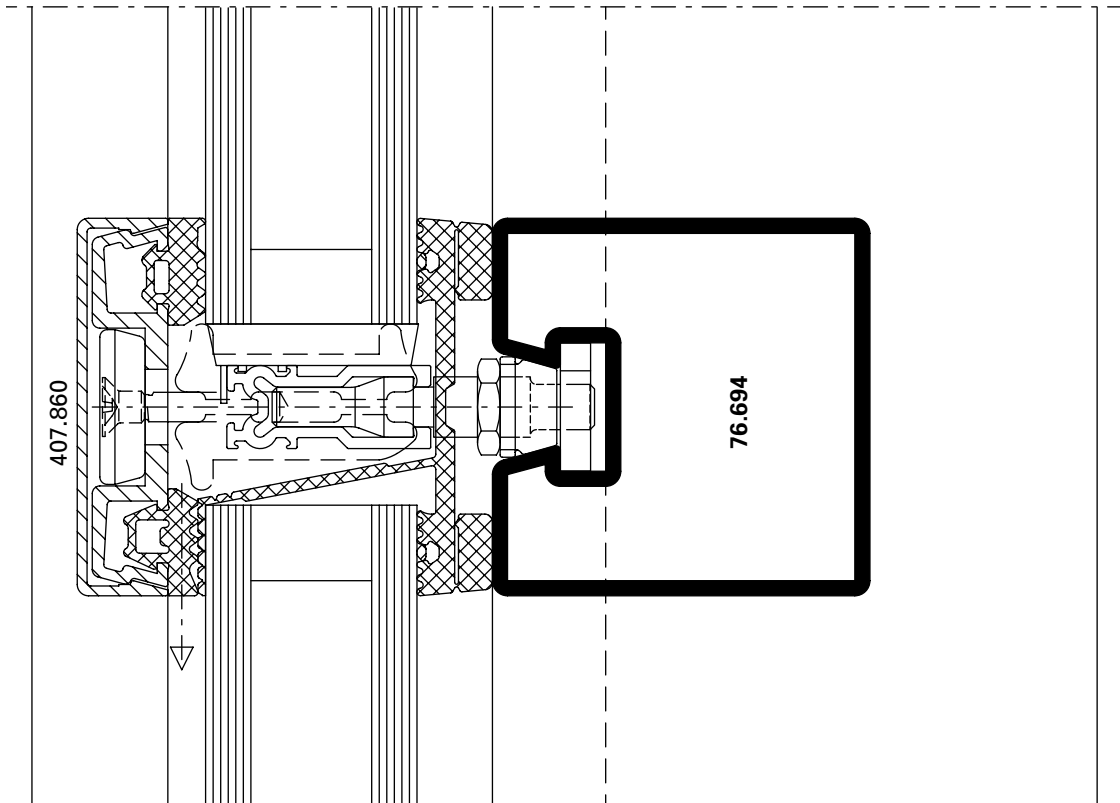
Detail of transom
Width 50 mm



D-510-C-002

DWG

DXF



D-510-C-003

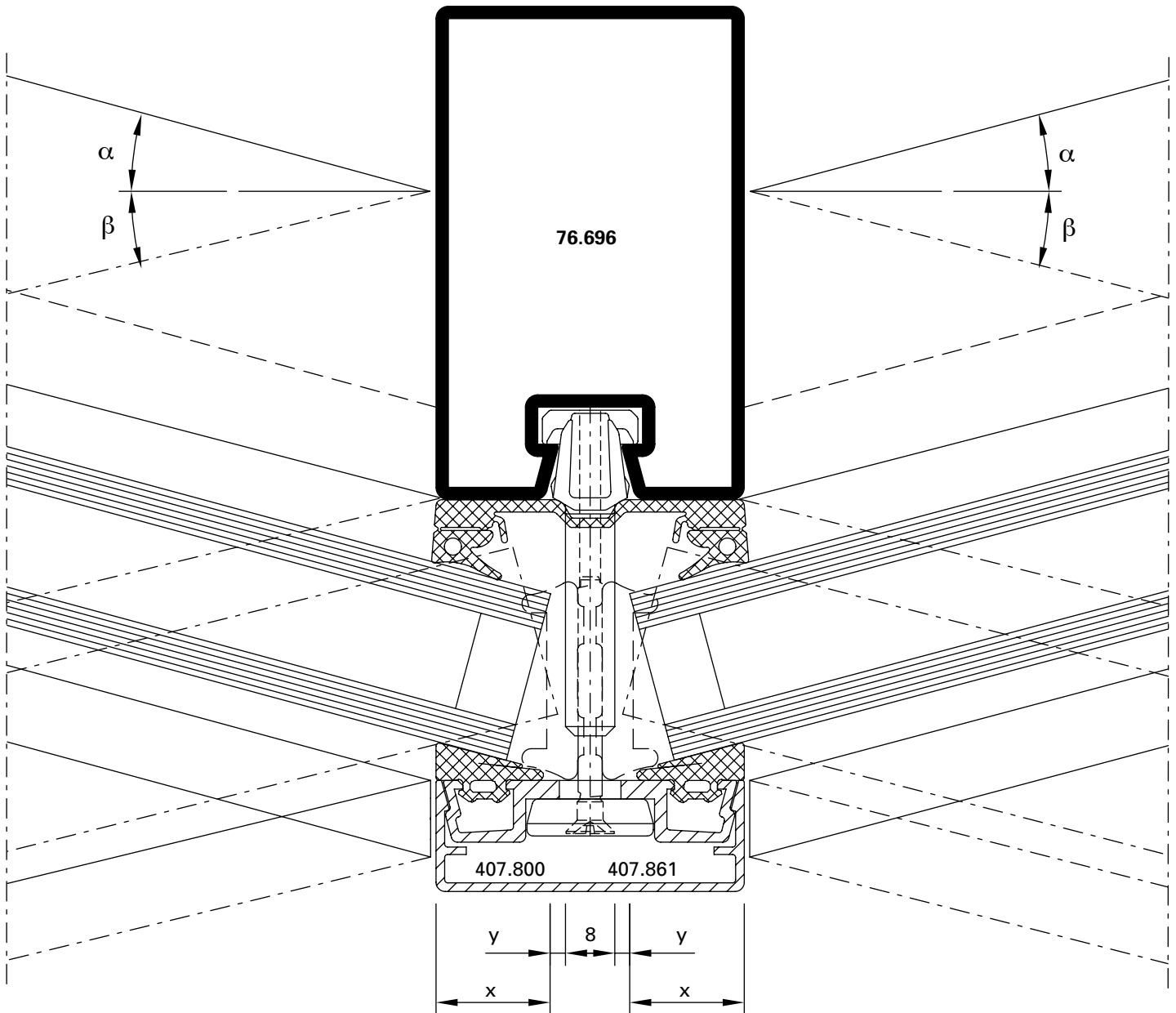
DWG

DXF

Pfosten-Detail
 Segmentverglasung 50 mm

Détail du montant
 Vitrage segmenté 50 mm

Detail of mullion
 Segmental glazing, width 50 mm



DXF DWG D-510-C-004

α β	Füllelement- dicke	x (max) mm	y (min) mm
0 – 5°	20 – 45 mm	16	5
5 – 10°	20 – 35 mm	18	3
10 – 15°	20 – 24 mm	18	3

α β	Epaisseur du remplissage	x (max) mm	y (min) mm
0 – 5°	20 – 45 mm	16	5
5 – 10°	20 – 35 mm	18	3
10 – 15°	20 – 24 mm	18	3

α β	Thickness of glass/panel	x (max) mm	y (min) mm
0 – 5°	20 – 45 mm	16	5
5 – 10°	20 – 35 mm	18	3
10 – 15°	20 – 24 mm	18	3

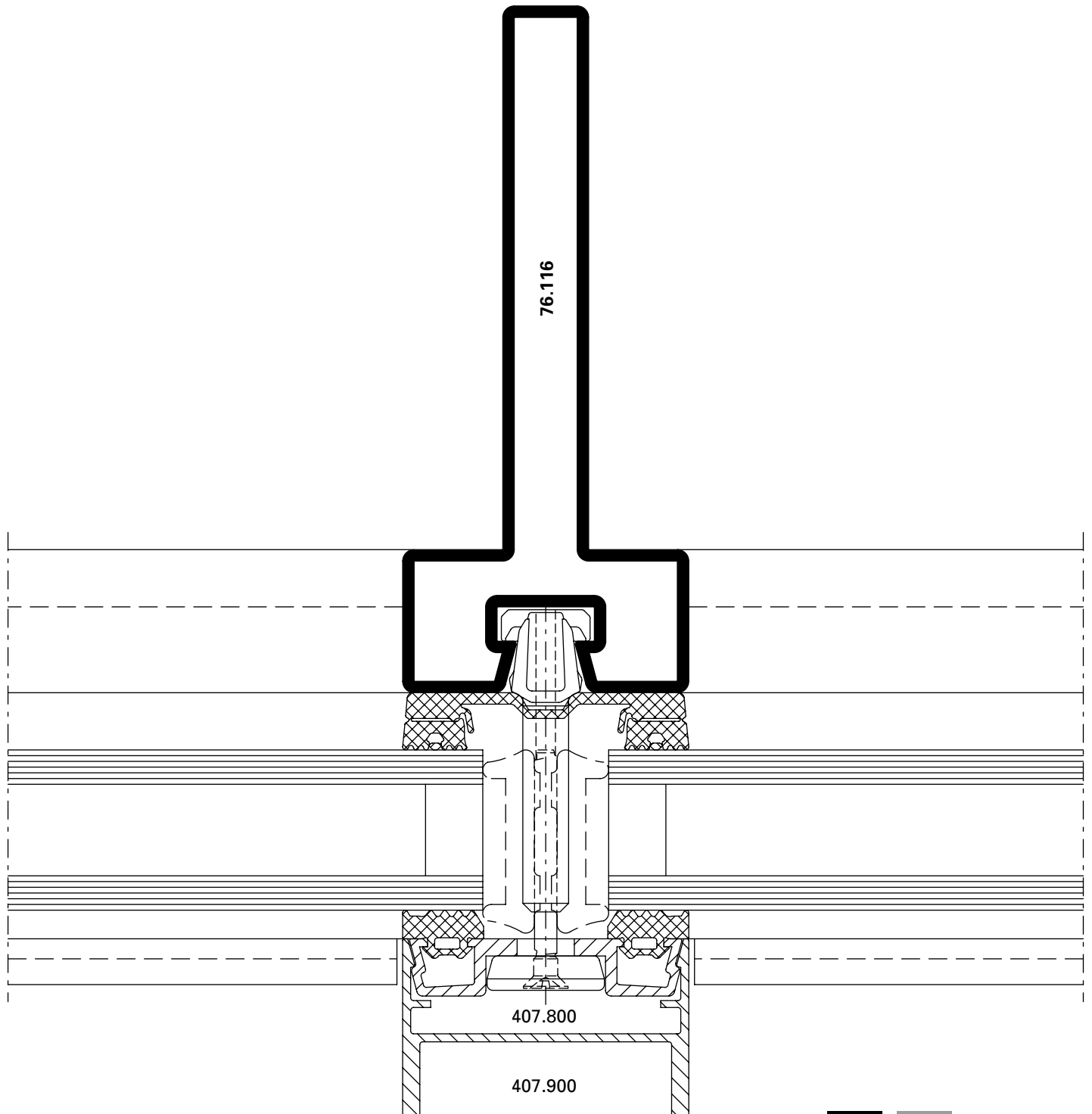
Schnittpunkte im Massstab 1:1
Coupe de détails à l'échelle 1:1
Section details on scale 1:1

VISS Fassade
VISS façade
VISS façade

Pfosten-Detail VISS Linea
Ansichtsbreite 50 mm

Détail du montant VISS Linea
Largeur de face 50 mm

Detail of mullion VISS Linea
Width 50 mm



DXF DWG D-510-C-016

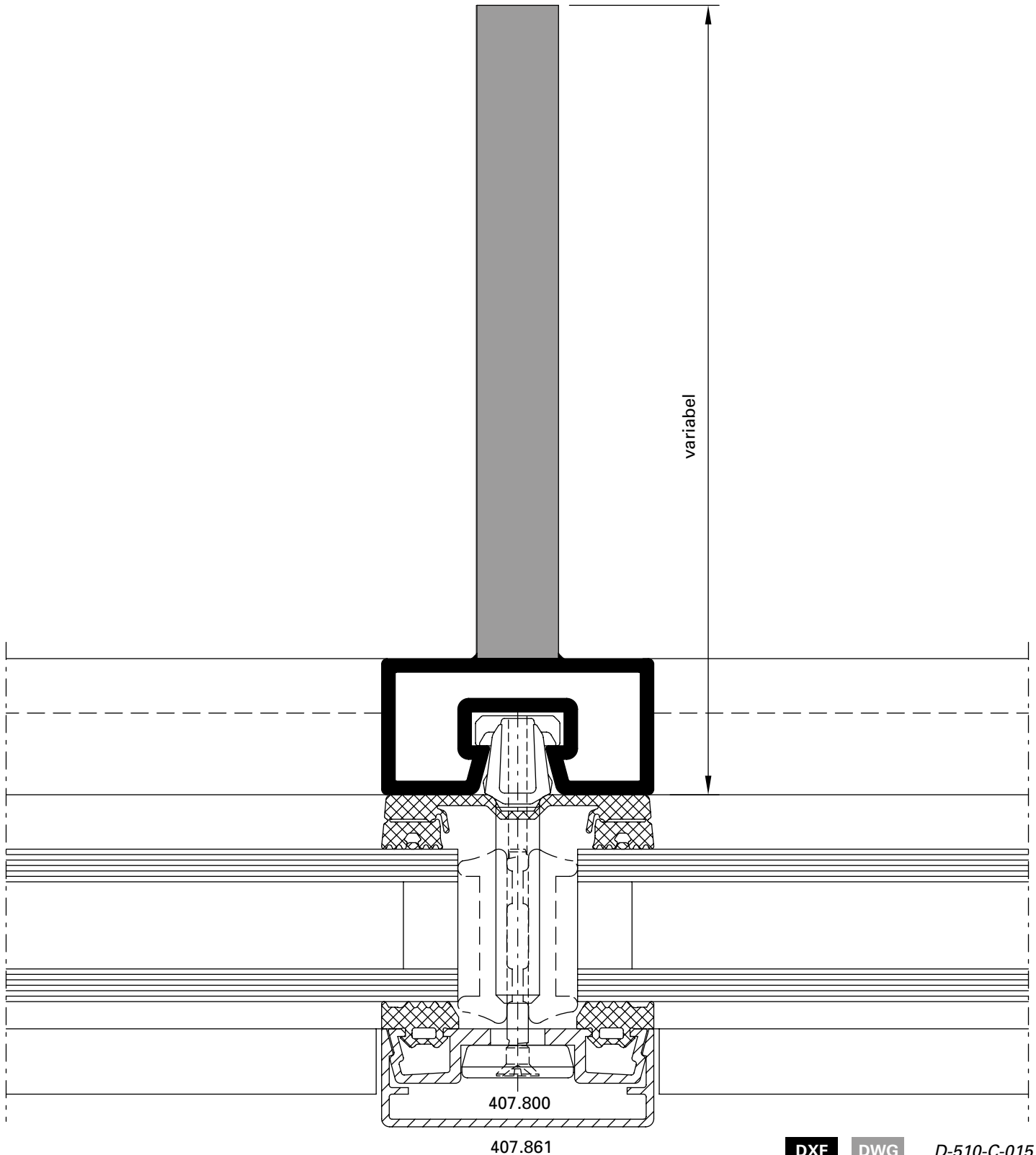
Schnittpunkte im Massstab 1:1
Coupe de détails à l'échelle 1:1
Section details on scale 1:1

VISS Fassade
VISS façade
VISS façade

Pfosten-Detail VISS Linea
Lasergeschweisst
Ansichtsbreite 50 mm

Détail du montant VISS Linea
Soudage au laser
Largeur de face 50 mm

Detail of mullion VISS Linea
Laser welding
Width 50 mm



DXF

DWG

D-510-C-015

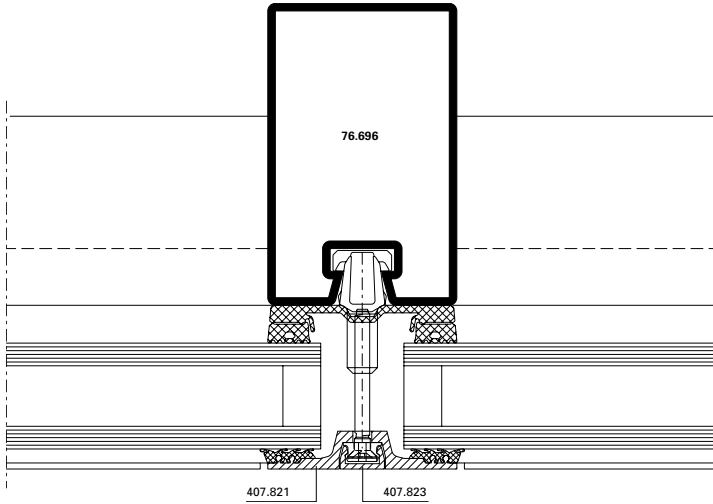
Schnittpunkte im Massstab 1:2
Coupe de détails à l'échelle 1:2
Section details on scale 1:2

VISS Fassade
VISS façade
VISS façade

Pfosten-Detail
Flaches Deckprofil
Ansichtsbreite 50 mm

Détail du montant
Profilé de recouvrement plat
Largeur de face 50 mm

Detail of mullion
Flat cover cap
Width 50 mm



DXF

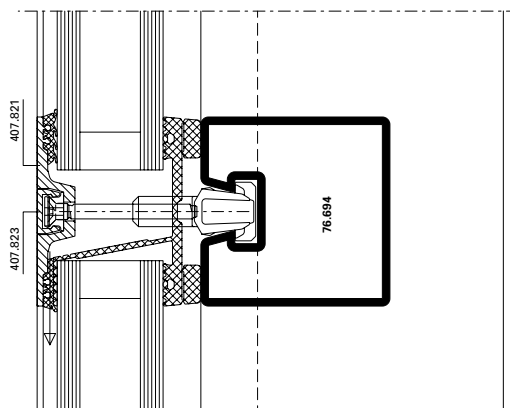
DWG

D-510-C-017

Riegel-Detail
Flaches Deckprofil
Ansichtsbreite 50 mm

Détail de la traverse
Profilé de recouvrement plat
Largeur de face 50 mm

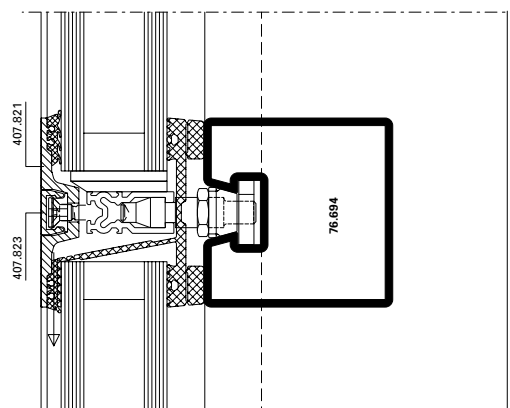
Detail of transom
Flat cover cap
Width 50 mm



D-510-C-018

DWG

DXF



D-510-C-019

DWG

DXF

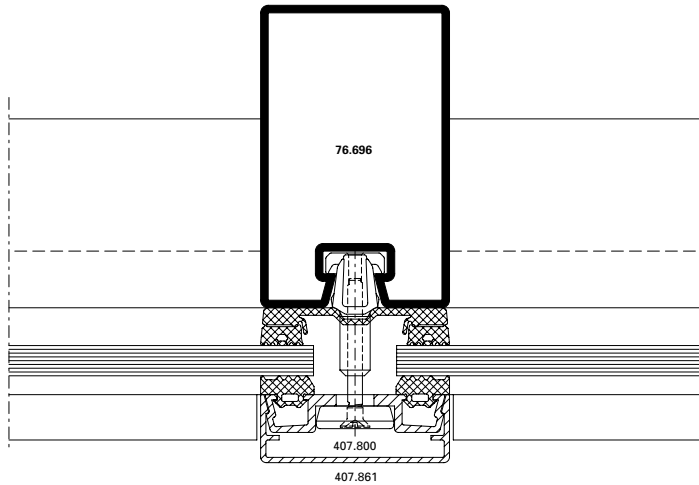
Schnittpunkte im Massstab 1:2
Coupe de détails à l'échelle 1:2
Section details on scale 1:2

VISS Fassade
VISS façade
VISS façade

Pfosten-Detail
Einfachverglasung
Ansichtsbreite 50 mm

Détail du montant
Vitrage simple
Largeur de face 50 mm

Detail of mullion
Single glazing
Width 50 mm



DXF

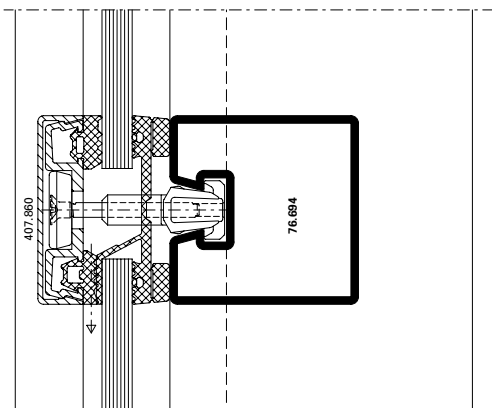
DWG

D-510-C-012

Riegel-Detail
Einfachverglasung
Ansichtsbreite 50 mm

Détail de la traverse
Vitrage simple
Largeur de face 50 mm

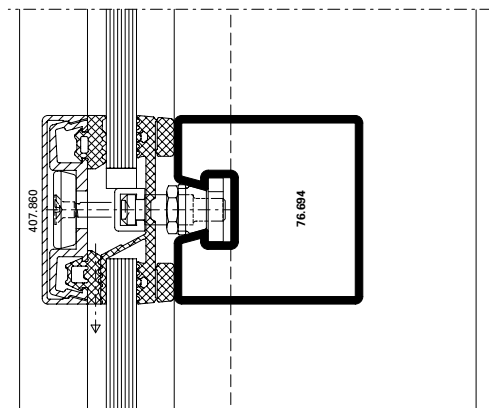
Detail of transom
Single glazing
Width 50 mm



D-510-C-013

DWG

DXF



D-510-C-014

DWG

DXF

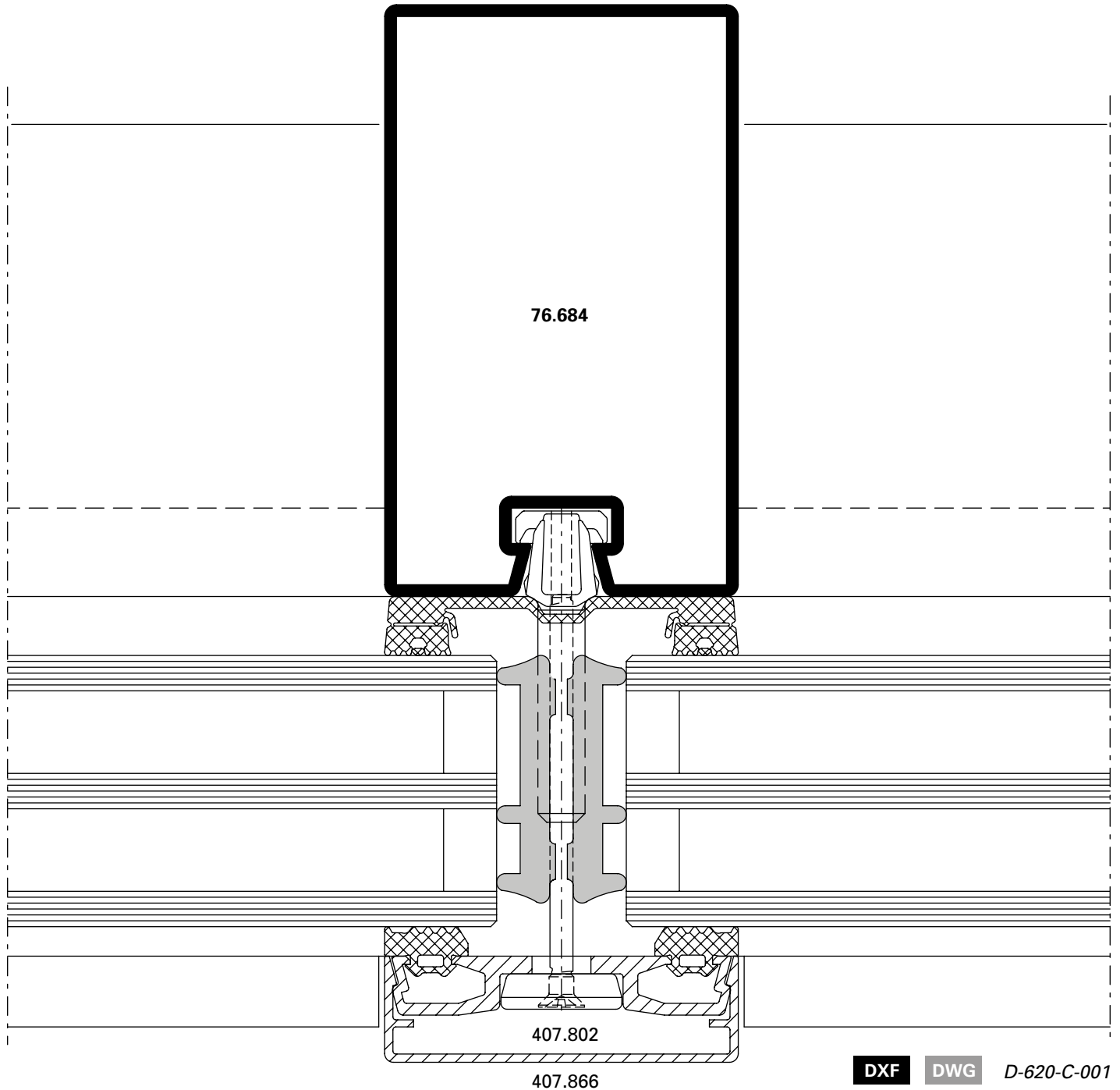
Schnittpunkte im Massstab 1:1
Coupe de détails à l'échelle 1:1
Section details on scale 1:1

VISS Fassade
VISS façade
VISS façade

VISS HI
Pfosten-Detail
Ansichtsbreite 60 mm

VISS HI
Détail du montant
Largeur de face 60 mm

VISS HI
Detail of mullion
Width 60 mm



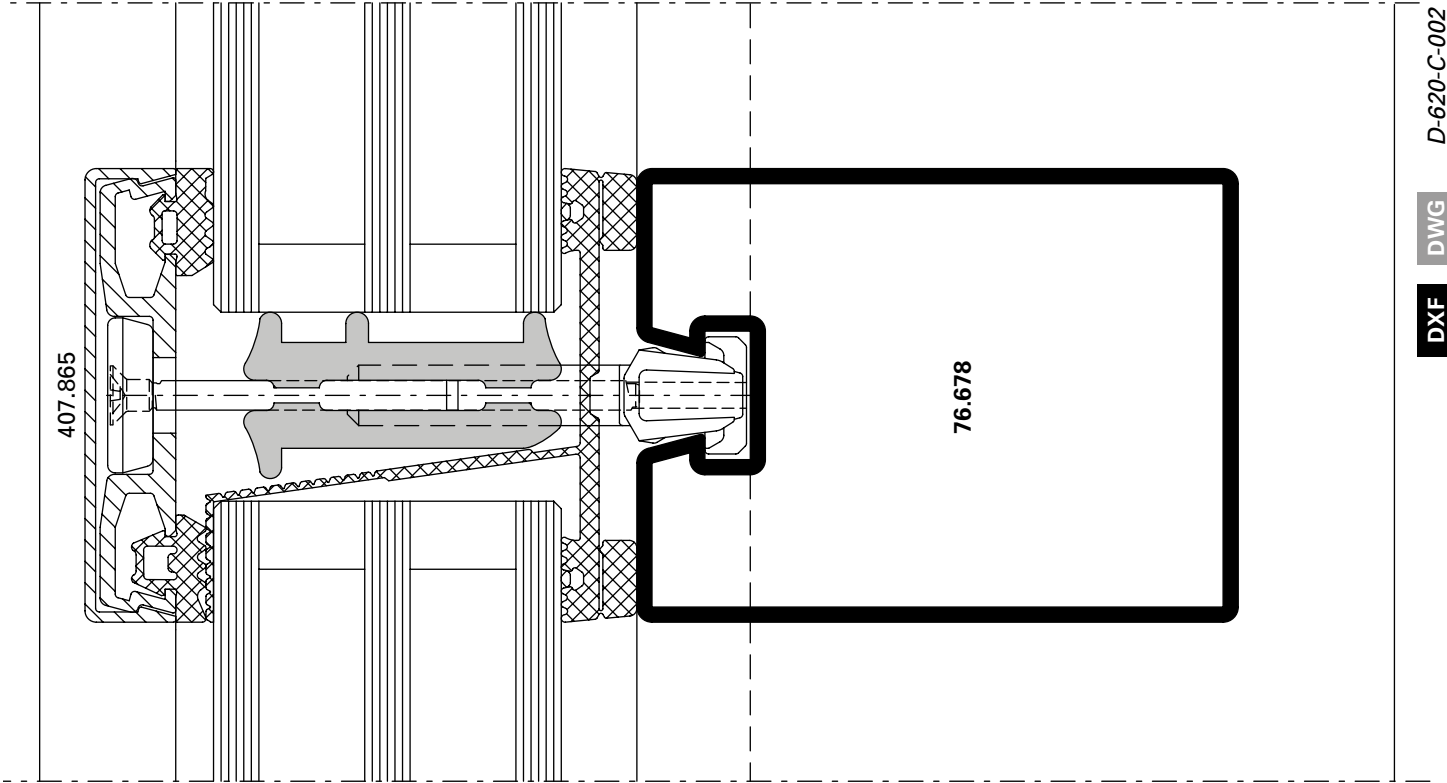
Schnittpunkte im Massstab 1:1
Coupe de détails à l'échelle 1:1
Section details on scale 1:1

VISS Fassade
VISS façade
VISS façade

VISS HI
Riegel-Detail
Ansichtsbreite 60 mm

VISS HI
Détail de la traverse
Largeur de face 60 mm

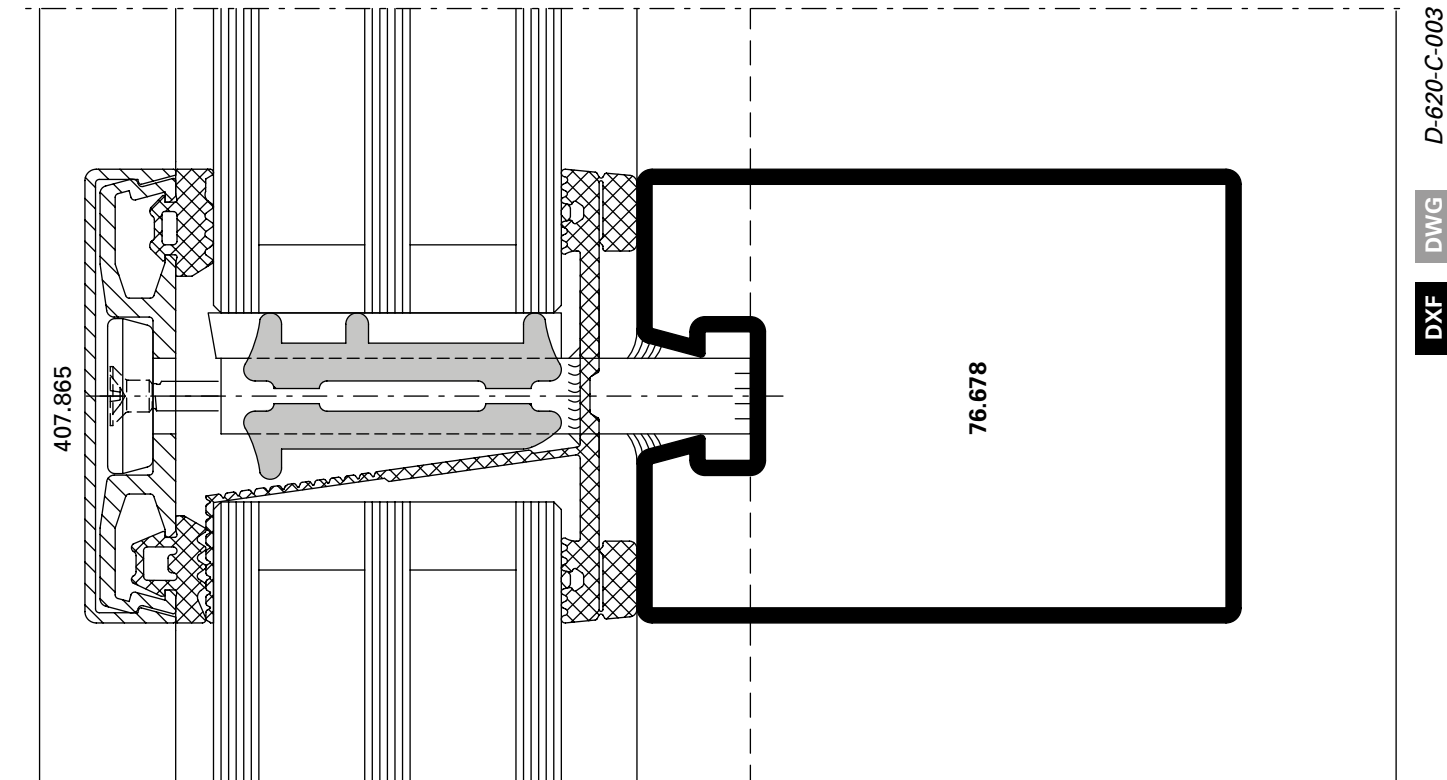
VISS HI
Detail of transom
Width 60 mm



DWG D-620-C-002

DWG

DXF



DWG D-620-C-003

DWG

DXF

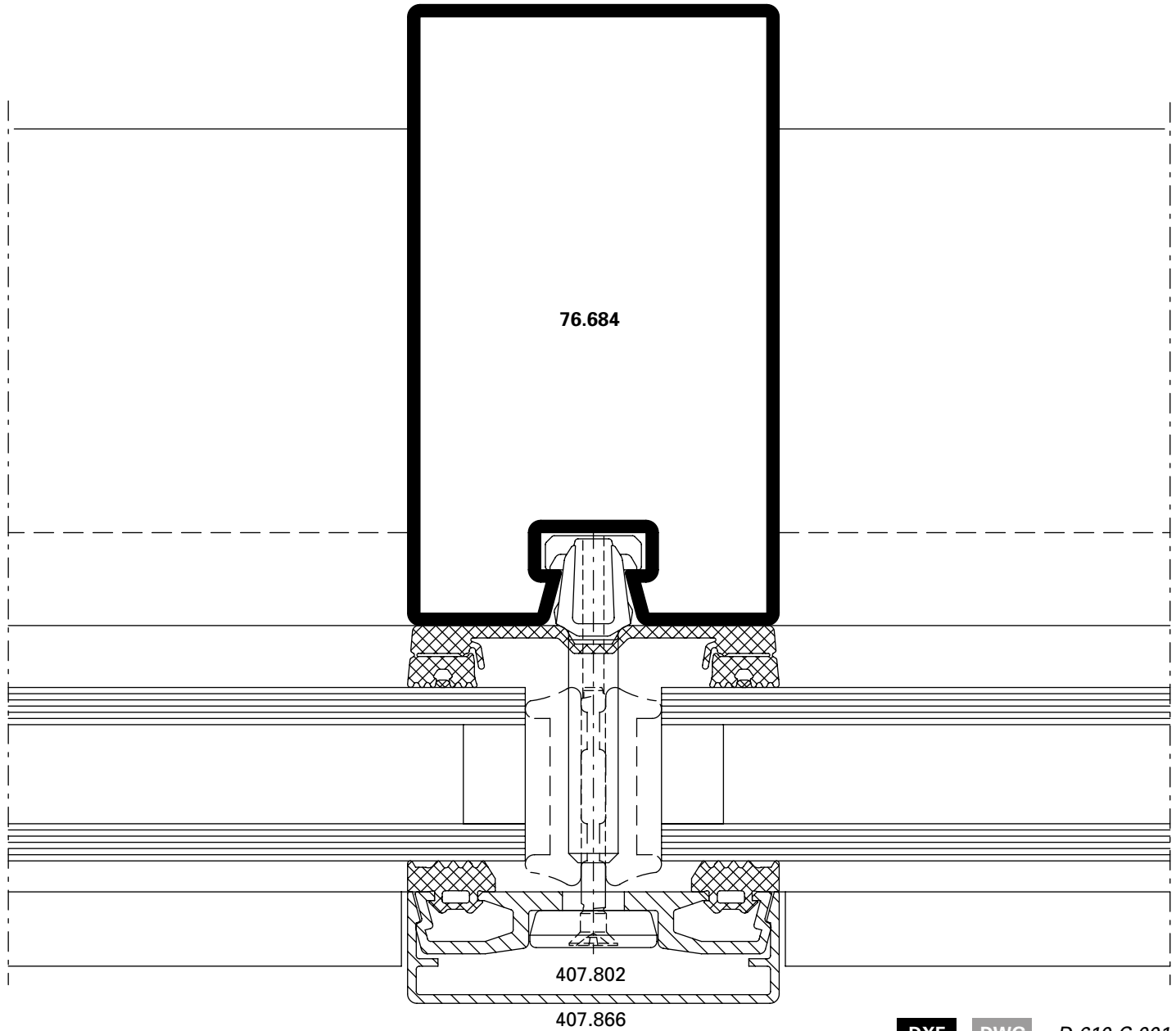
Schnittpunkte im Massstab 1:1
Coupe de détails à l'échelle 1:1
Section details on scale 1:1

VISS Fassade
VISS façade
VISS façade

Pfosten-Detail
Ansichtsbreite 60 mm

Détail du montant
Largeur de face 60 mm

Detail of mullion
Width 60 mm

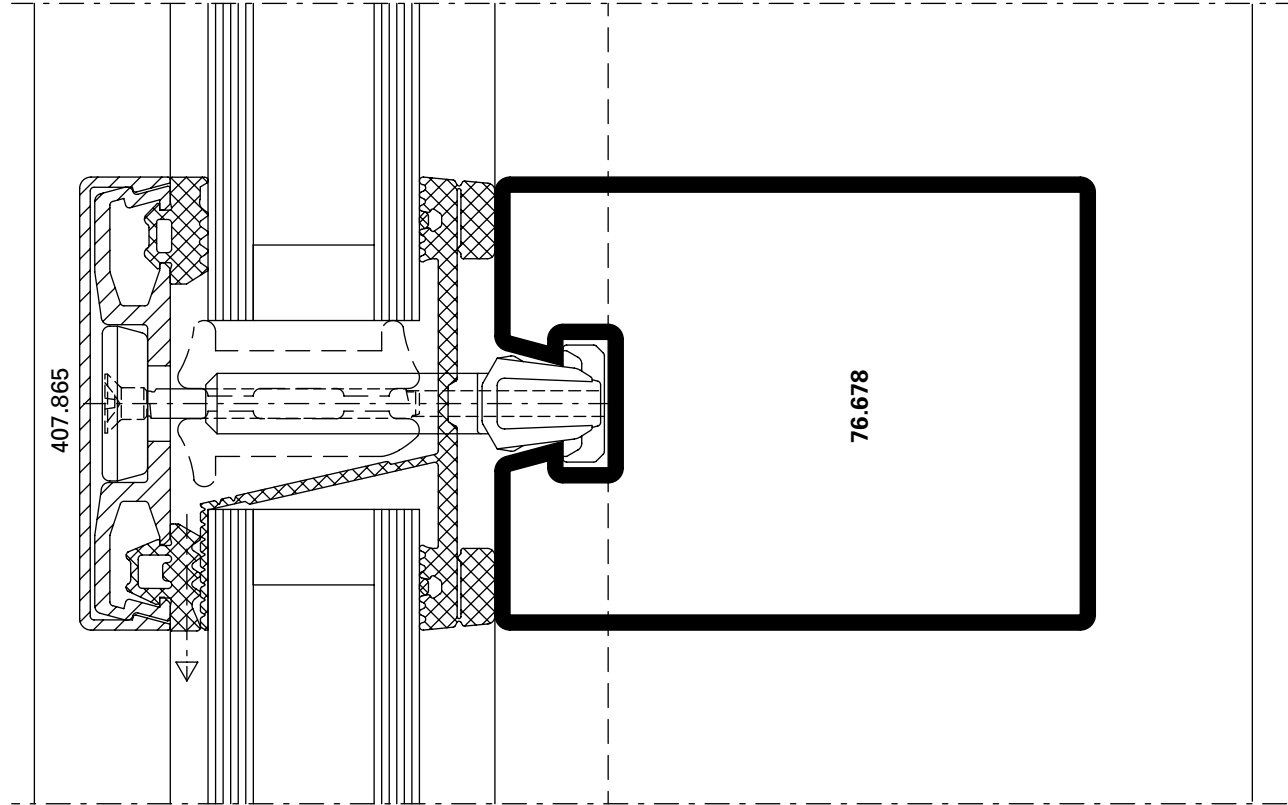


DXF **DWG** D-610-C-001

Riegel-Detail
Ansichtsbreite 60 mm

Détail de la traverse
Largeur de face 60 mm

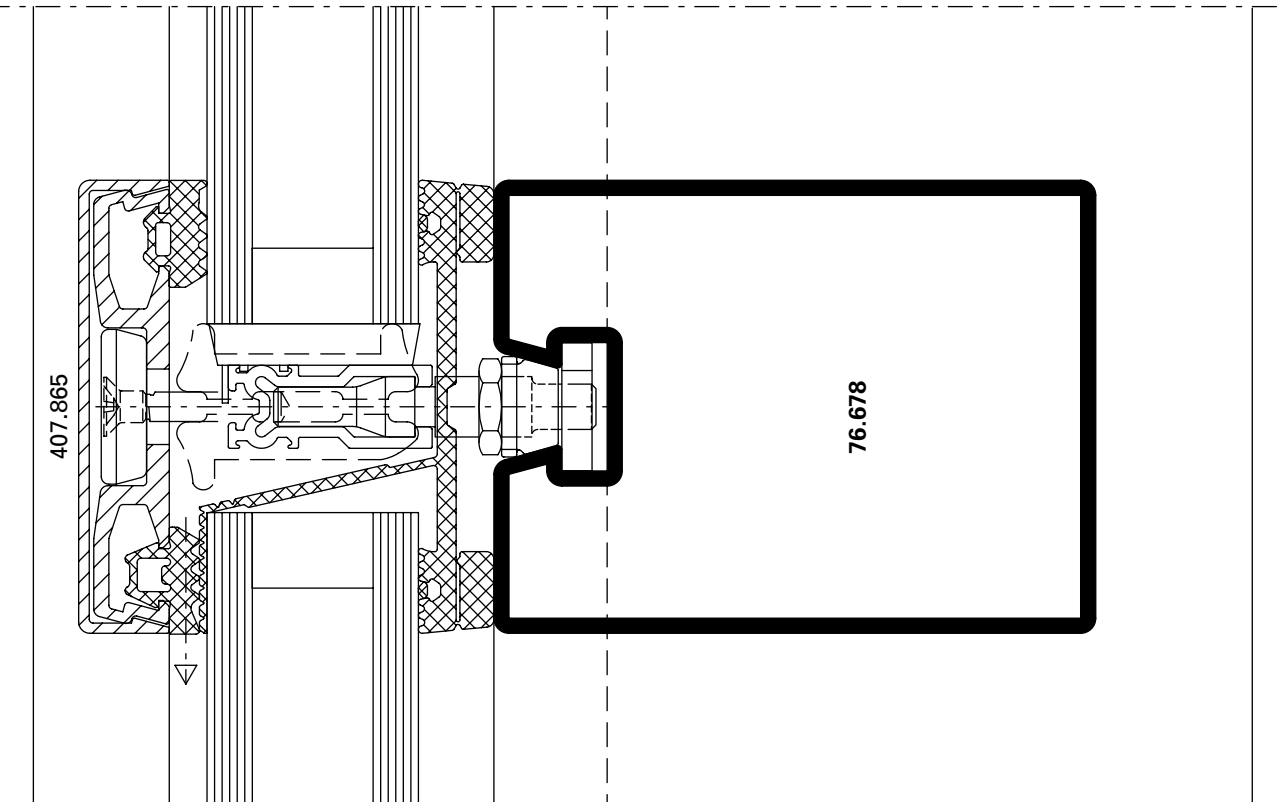
Detail of transom
Width 60 mm



D-610-C-002

DWG

DXF



D-610-C-003

DWG

DXF

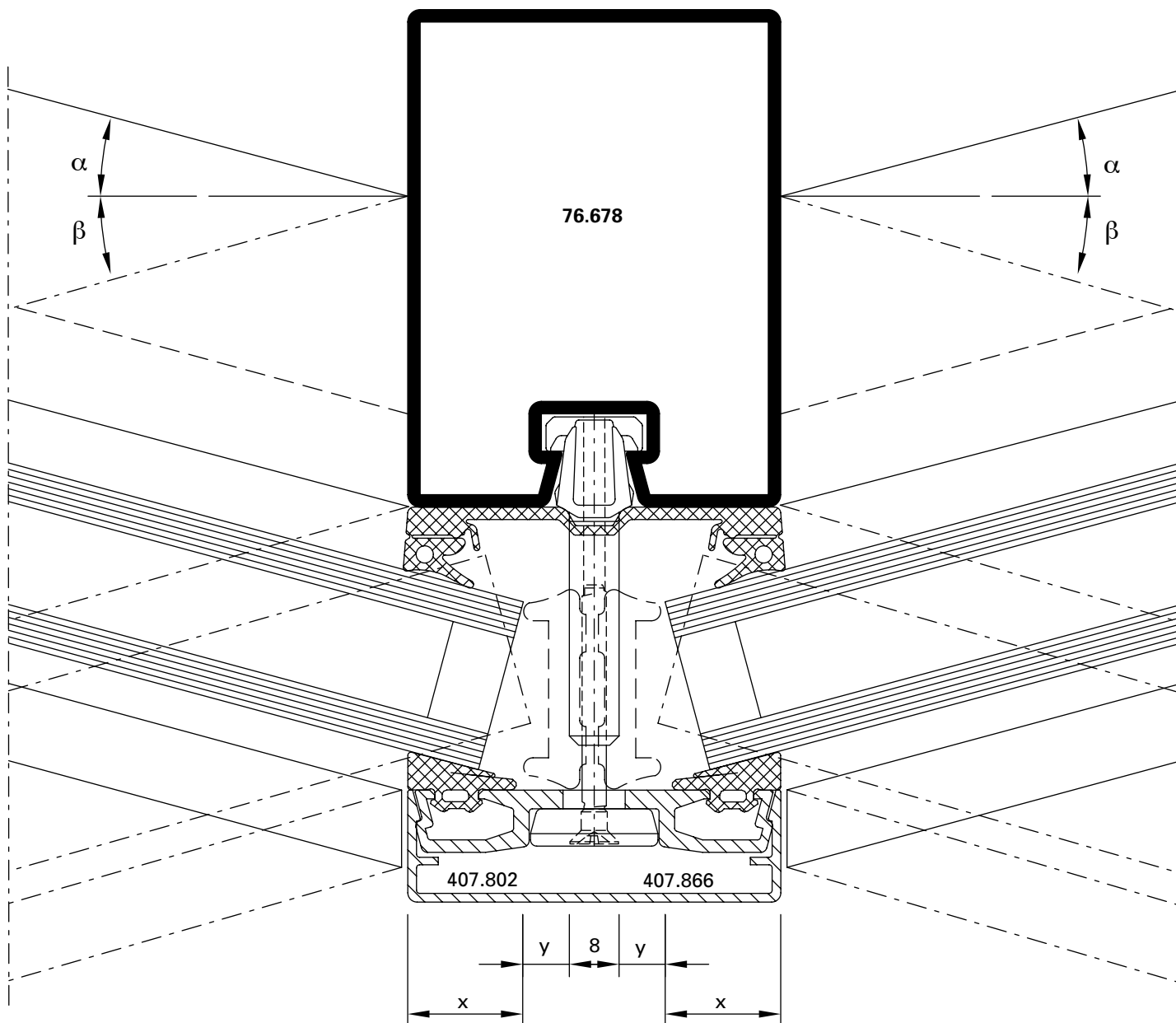
Schnittpunkte im Massstab 1:1
 Coupe de détails à l'échelle 1:1
 Section details on scale 1:1

VISS Fassade
 VISS façade
 VISS façade

Pfosten-Detail
 Segmentverglasung 60 mm

Détail du montant
 Vitrage segmenté 60 mm

Detail of mullion
 Segmental glazing, width 60 mm



DXF DWG D-610-C-004

α	Füllelement- dicke	X (max) mm	Y (min) mm
0 – 5°	20 – 70 mm	21	5
5 – 10°	20 – 50 mm	21	5
10 – 15°	20 – 35 mm	21	5

α	Epaisseur du remplissage	X (max) mm	Y (min) mm
0 – 5°	20 – 70 mm	21	5
5 – 10°	20 – 50 mm	21	5
10 – 15°	20 – 35 mm	21	5

α	Thickness of glass/panel	X (max) mm	Y (min) mm
0 – 5°	20 – 70 mm	21	5
5 – 10°	20 – 50 mm	21	5
10 – 15°	20 – 35 mm	21	5

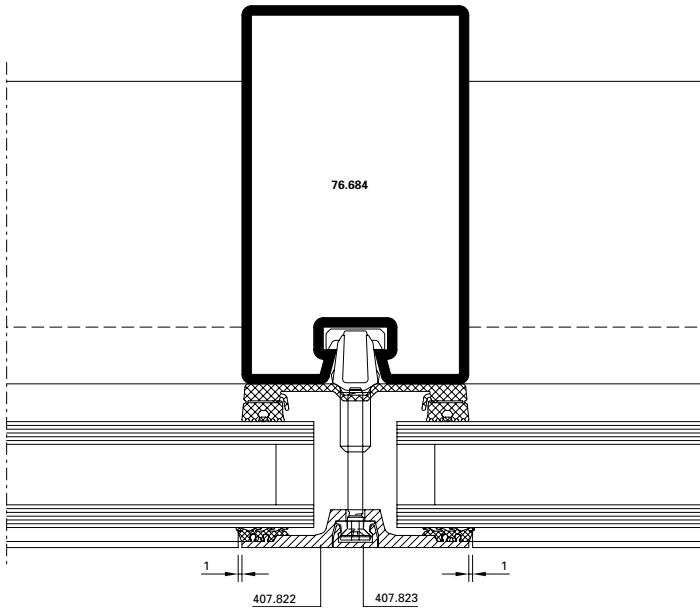
Schnittpunkte im Massstab 1:2
Coupe de détails à l'échelle 1:2
Section details on scale 1:2

VISS Fassade
 VISS façade
 VISS façade

Pfosten-Detail
Flaches Deckprofil
Ansichtsbreite 60 mm

Détail du montant
Profilé de recouvrement plat
Largeur de face 60 mm

Detail of mullion
Flat cover cap
Width 60 mm

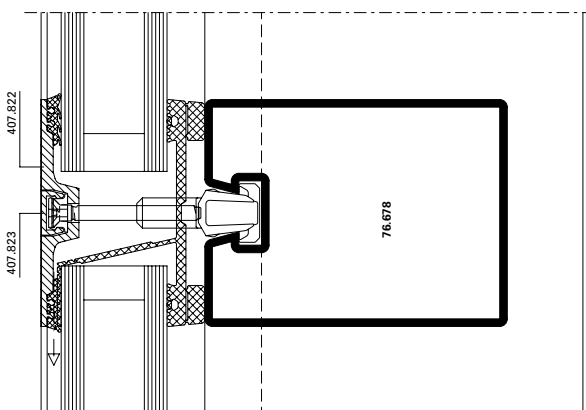


DXF **DWG** *D-610-C-011*

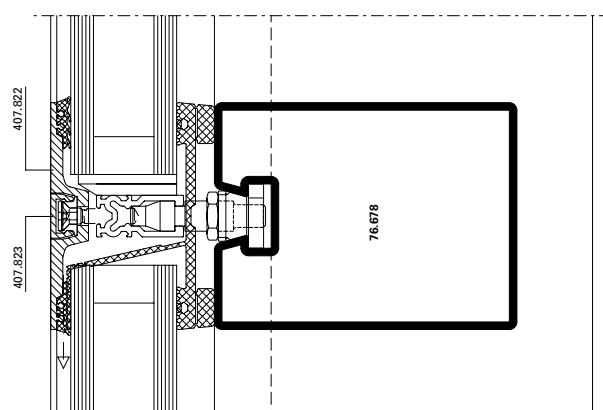
Riegel-Detail
Flaches Deckprofil
Ansichtsbreite 60 mm

Détail de la traverse
Profilé de recouvrement plat
Largeur de face 60 mm

Detail of transom
Flat cover cap
Width 60 mm



DXF **DWG** *D-610-C-012*



DXF **DWG** *D-610-C-013*

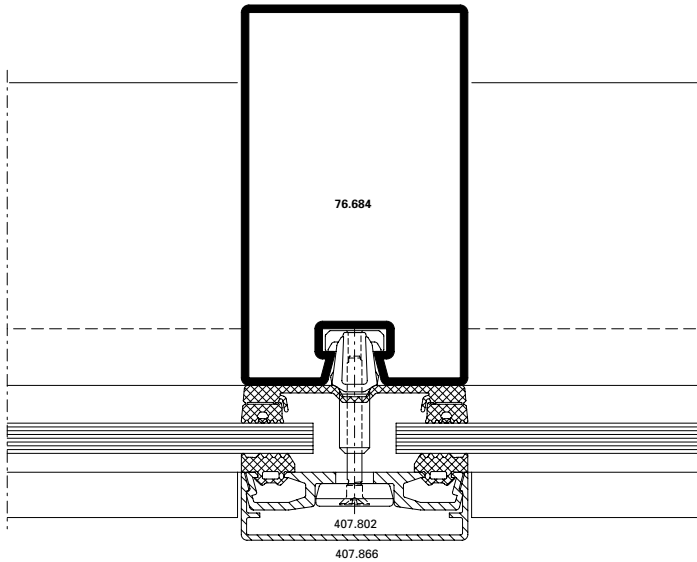
Schnittpunkte im Masstab 1:2
Coupe de détails à l'échelle 1:2
Section details on scale 1:2

VISS Fassade
VISS façade
VISS façade

Pfosten-Detail
Einfachverglasung
Ansichtsbreite 60 mm

Détail du montant
Vitrage simple
Largeur de face 60 mm

Detail of mullion
Single glazing
Width 60 mm

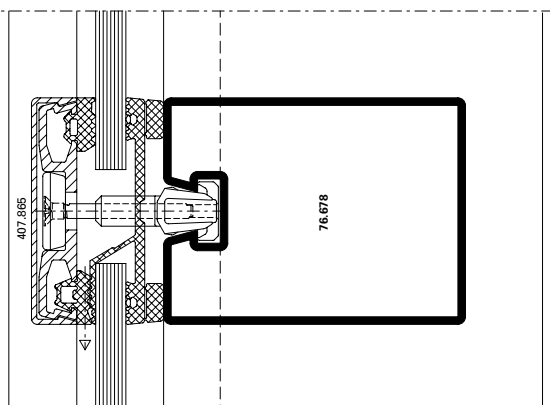


DXF **DWG** D-610-C-008

Riegel-Detail
Einfachverglasung
Ansichtsbreite 60 mm

Détail de la traverse
Vitrage simple
Largeur de face 60 mm

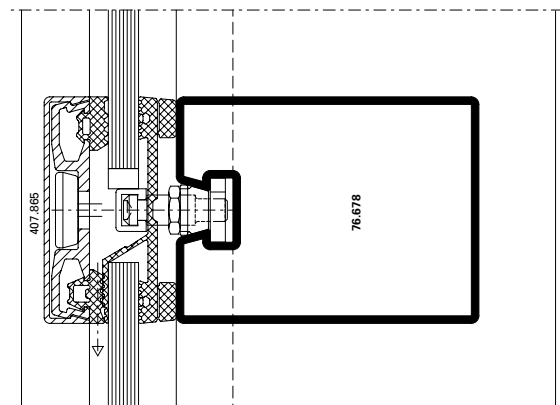
Detail of transom
Single glazing
Width 60 mm



D-610-C-009

DWG

DXF



D-610-C-010

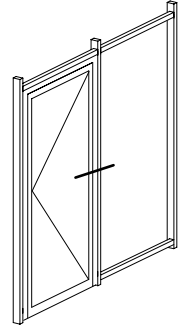
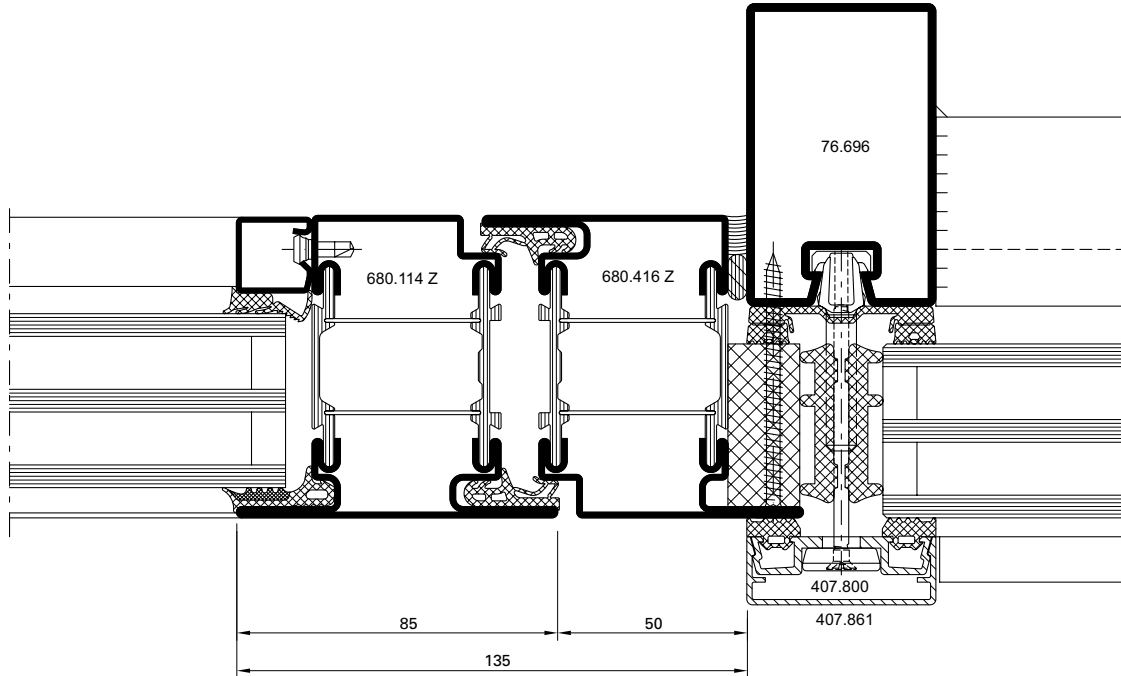
DWG

DXF

Einsatzelement
 Janisol HI Türe

Élément de remplissage
 Porte Janisol HI

Infill element
 Janisol HI door



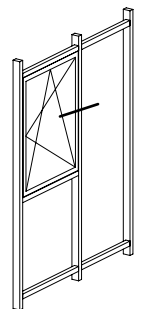
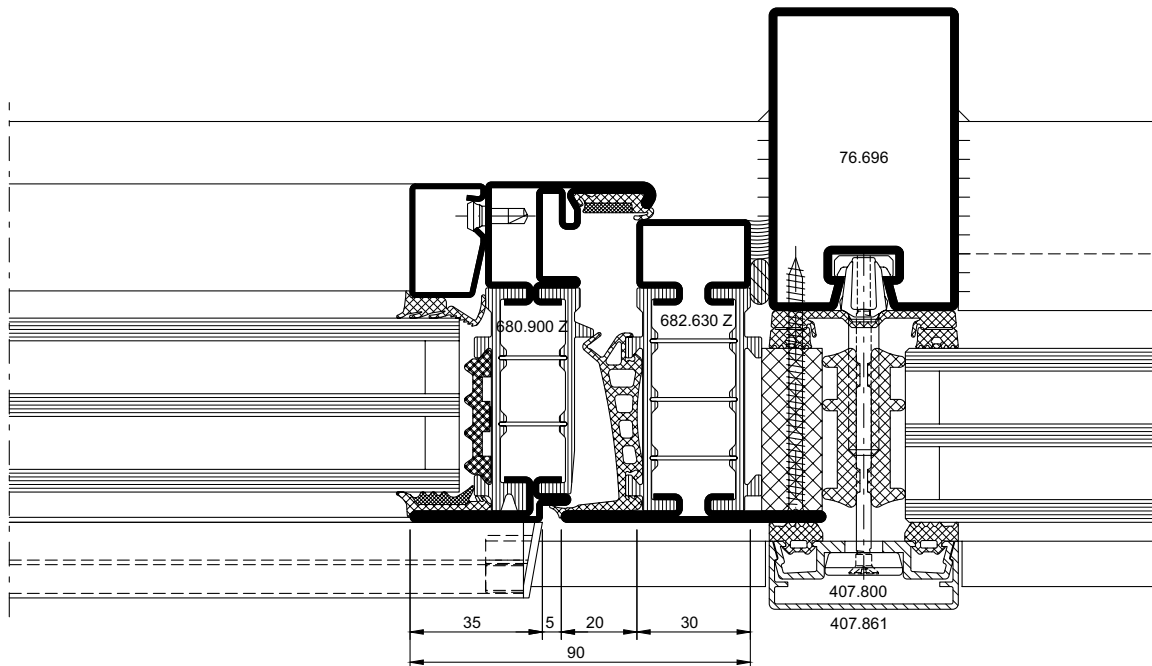
DXF DWG

D-160-A-012

Einsatzelement
 Janisol HI Fenster

Élément de remplissage
 Fenêtre Janisol HI

Infill element
 Janisol HI window



DXF DWG

D-161-A-022

* Bei grossen, schweren und/oder stark frequentierten Türanlagen ist eine zusätzliche Verschraubung im Bandbereich erforderlich.

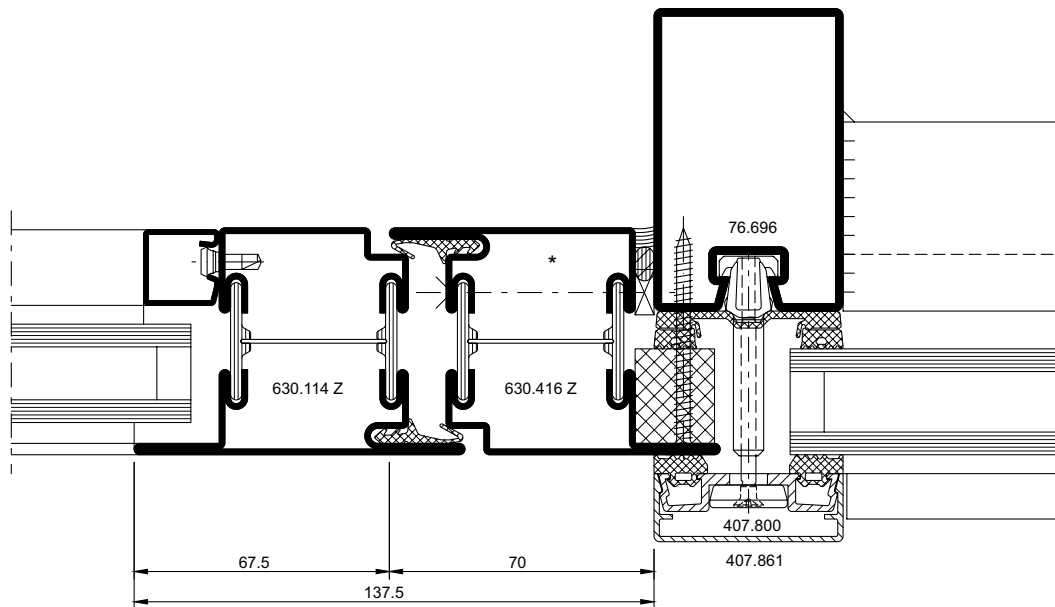
* Pour les portes lourdes de grandes dimensions et/ou fortement fréquentées, un vissage supplémentaire au niveau des paumelles est nécessaire.

* for large heavy and/or frequently used door systems, additional screw connections are required in the hinge area.

Einsatzelement
 Janisol Türe

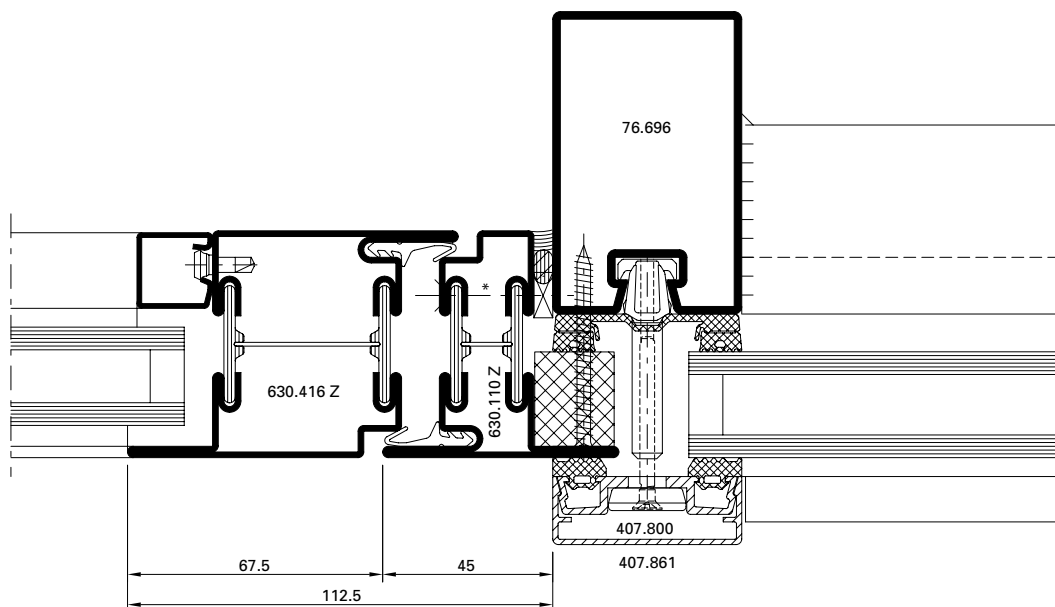
Élément de remplissage
 Porte Janisol

Infill element
 Janisol door



DXF DWG

D-510-K-015



DXF DWG

D-510-K-007

* Bei grossen, schweren und/oder stark frequentierten Türanlagen ist eine zusätzliche Verschraubung im Bandbereich erforderlich.

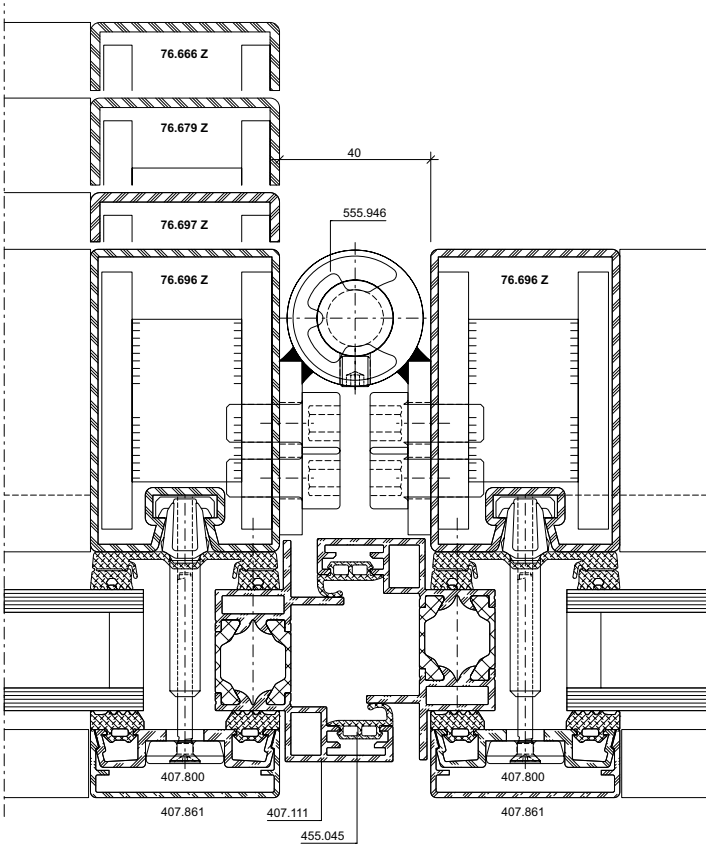
* Pour les portes lourdes de grandes dimensions et/ou fortement fréquentées, un vissage supplémentaire au niveau des paumelles est nécessaire.

* for large heavy and/or frequently used door systems, additional screw connections are required in the hinge area.

Einsatzelement
VISS Drehtüre

Élément de remplissage
Porte à la française VISS

Infill element
VISS side-hung door



DXF

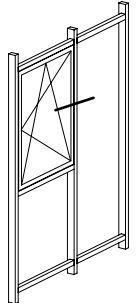
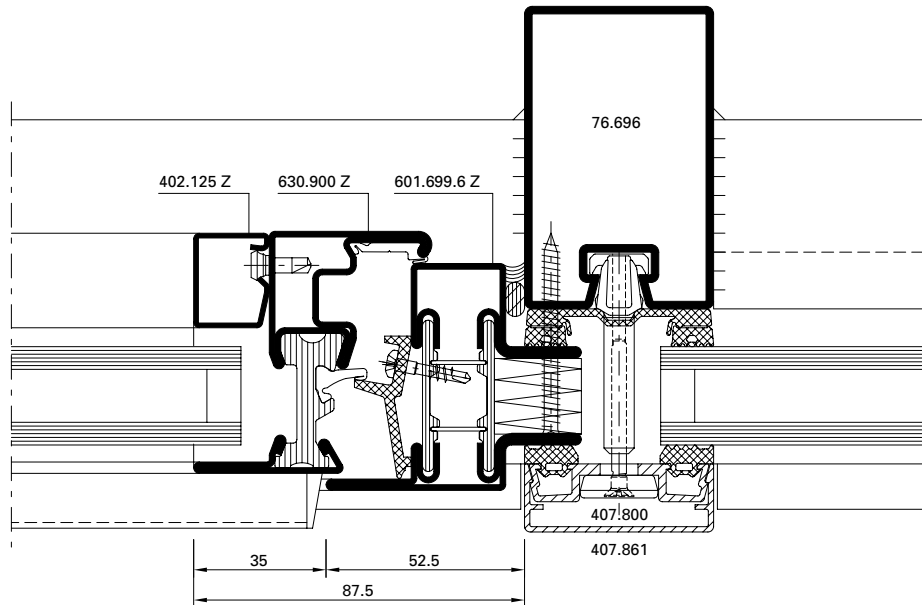
DWG

51-0208-C-001

Einsatzelement
 Fenster Janisol Primo

Élément de remplissage
 Fenêtre Janisol Primo

Infill element
 Janisol Primo window



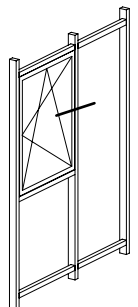
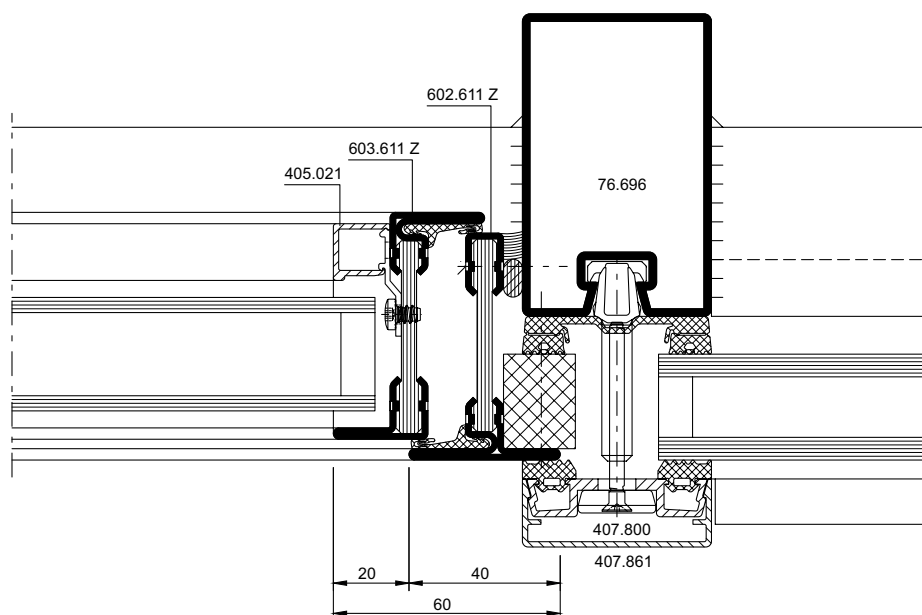
DXF **DWG**

D-510-K-001

Einsatzelement
 Janisol Arte

Élément de remplissage
 Janisol Arte

Infill element
 Janisol Arte



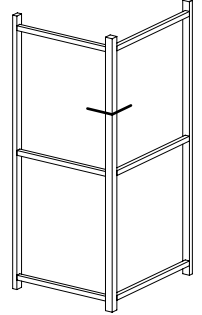
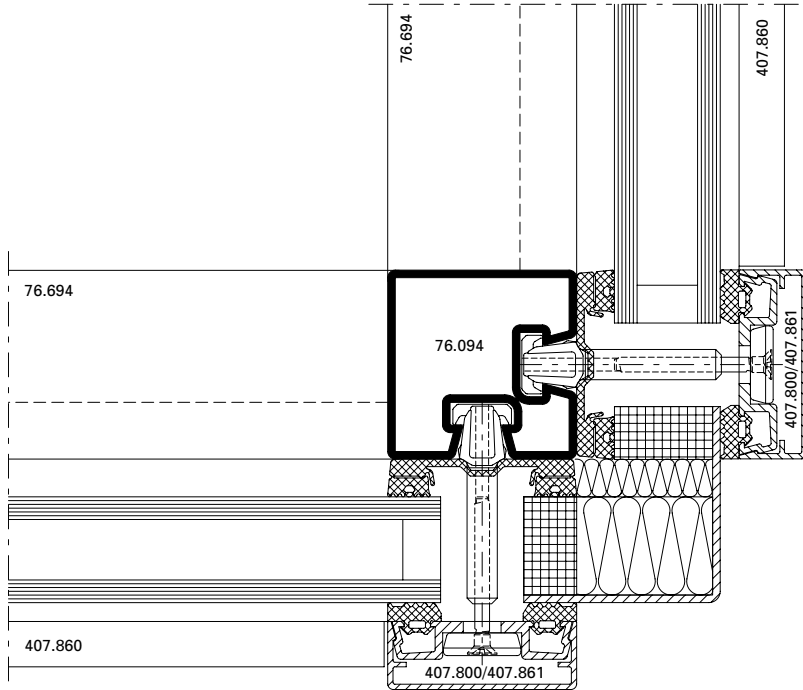
DXF **DWG**

D-510-K-016

Aussenecke 90°

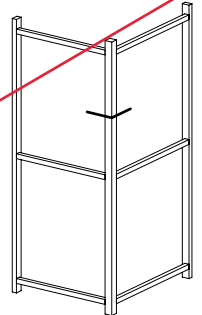
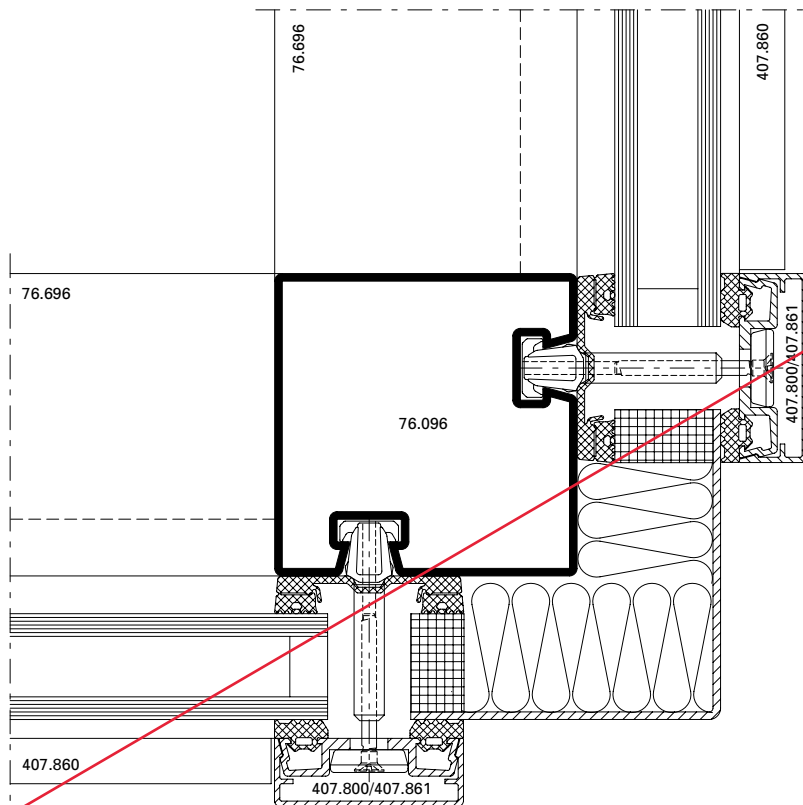
Angle extérieur 90°

Outer corner 90°



DXF DWG

D-510-K-011



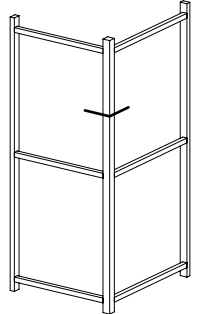
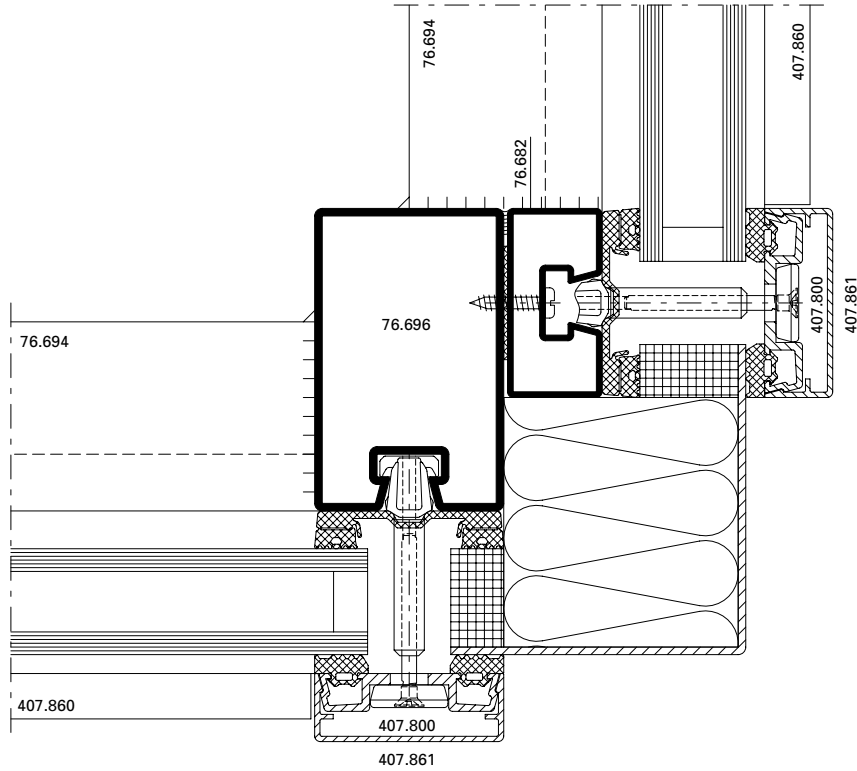
DXF DWG

D-510-K-012

Aussenecke 90°

Angle extérieur 90°

Outer corner 90°



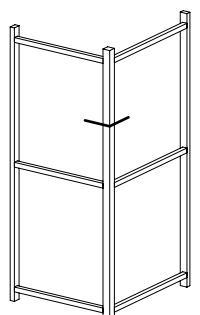
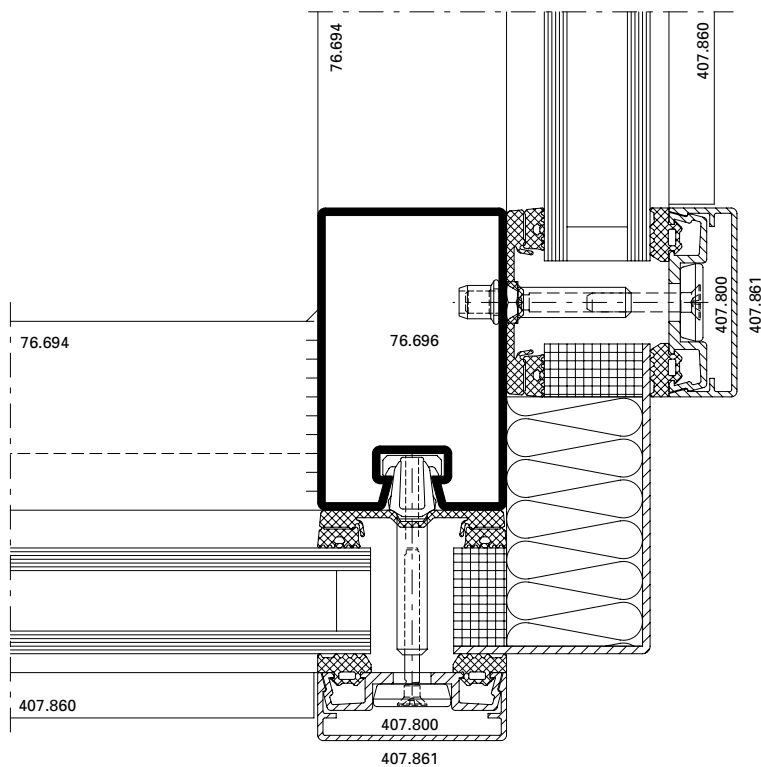
DXF DWG

D-510-K-005

Aussenecke 90°
 (Kombination mit VISS Basic)

Angle extérieur 90°
 (en combinaison avec VISS Basic)

Outer corner 90°
 (in combination with VISS Basic)



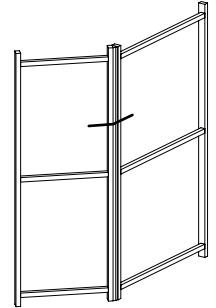
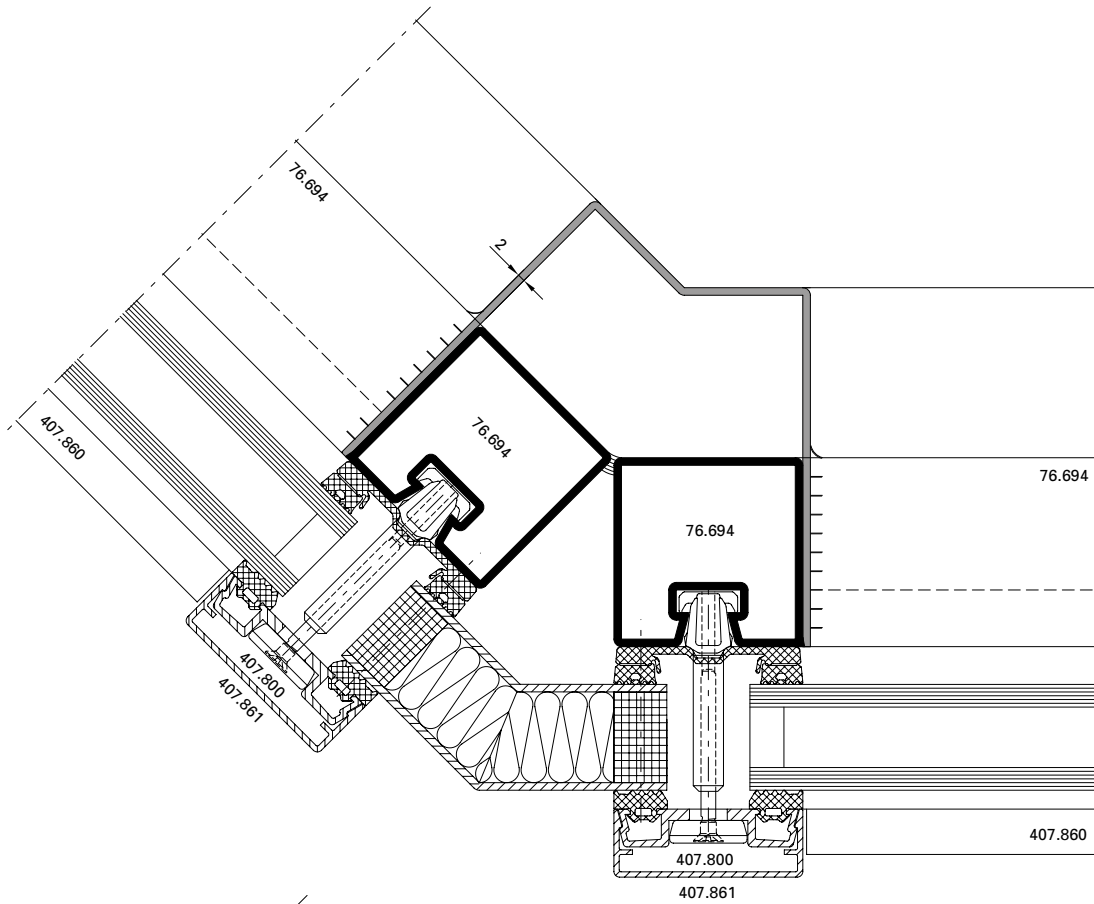
DXF DWG

D-510-K-010

Aussenecke 135°

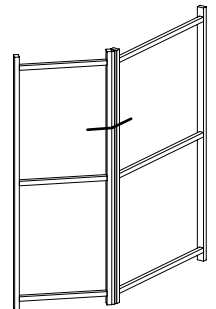
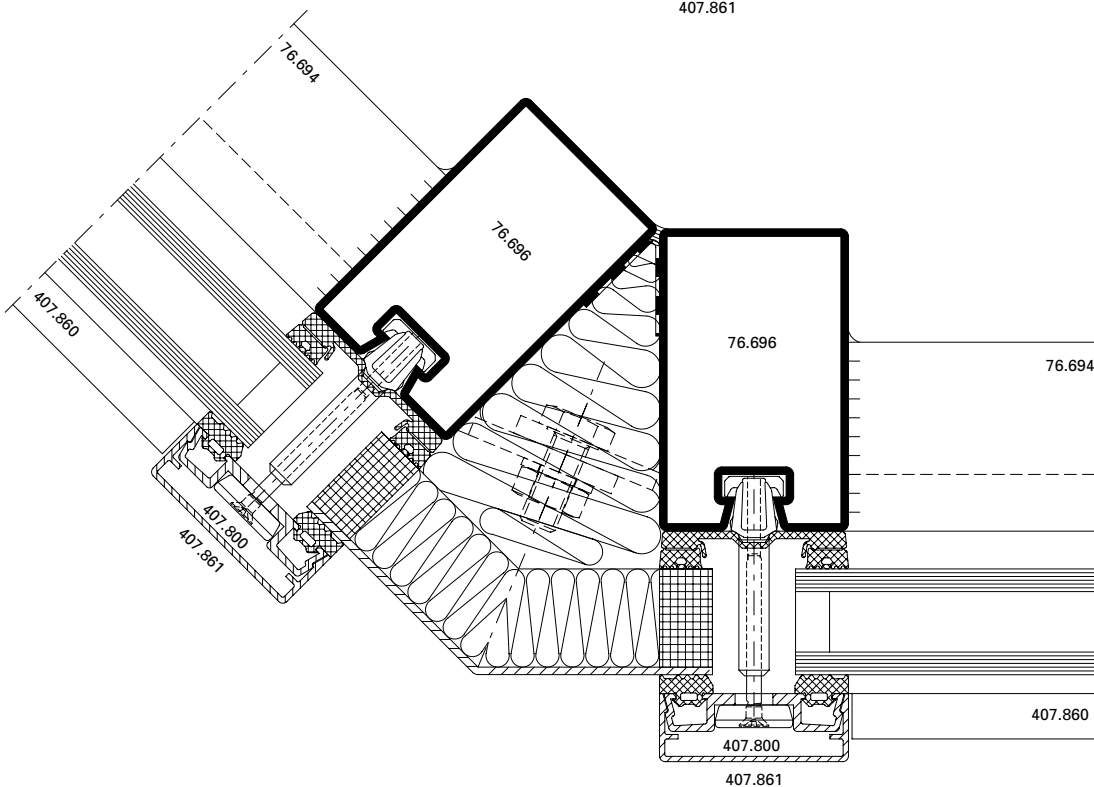
Angle extérieur 135°

Outer corner 135°



DXF DWG

D-510-K-003



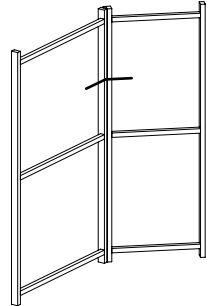
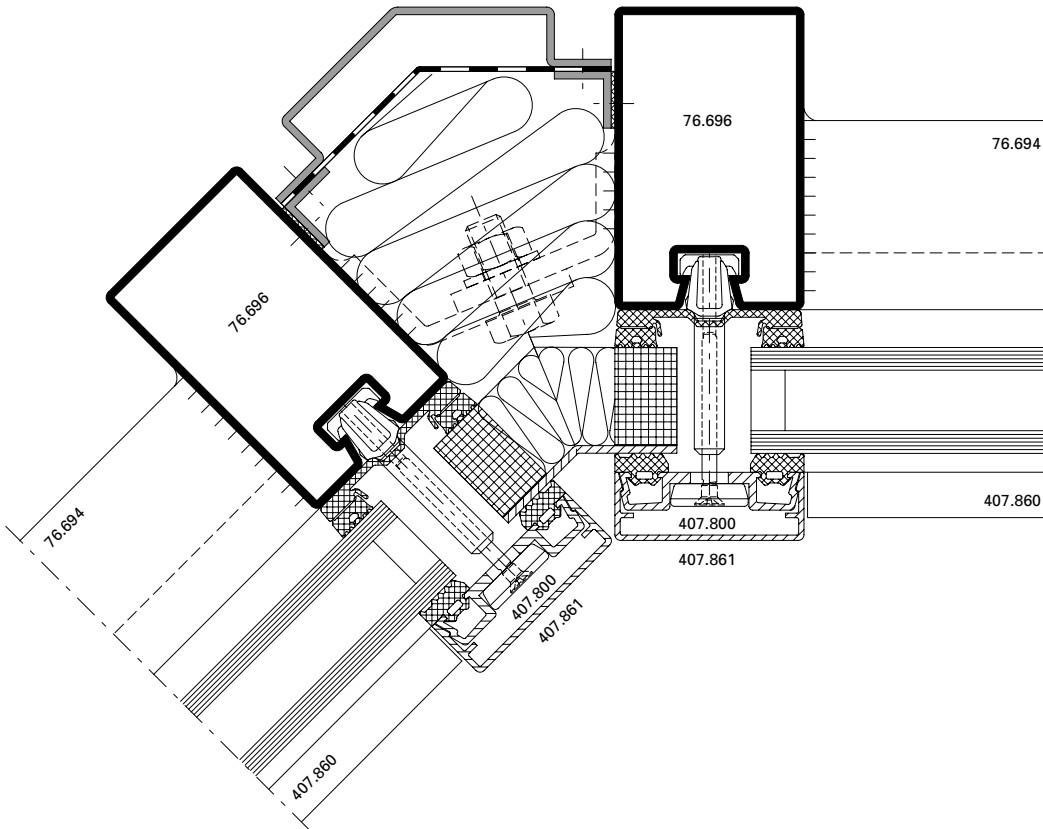
DXF DWG

D-510-K-004

Innenecke 135°

Angle intérieur 135°

Inner corner 135°



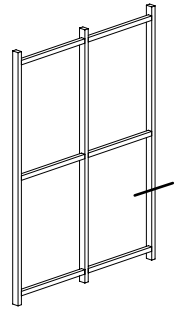
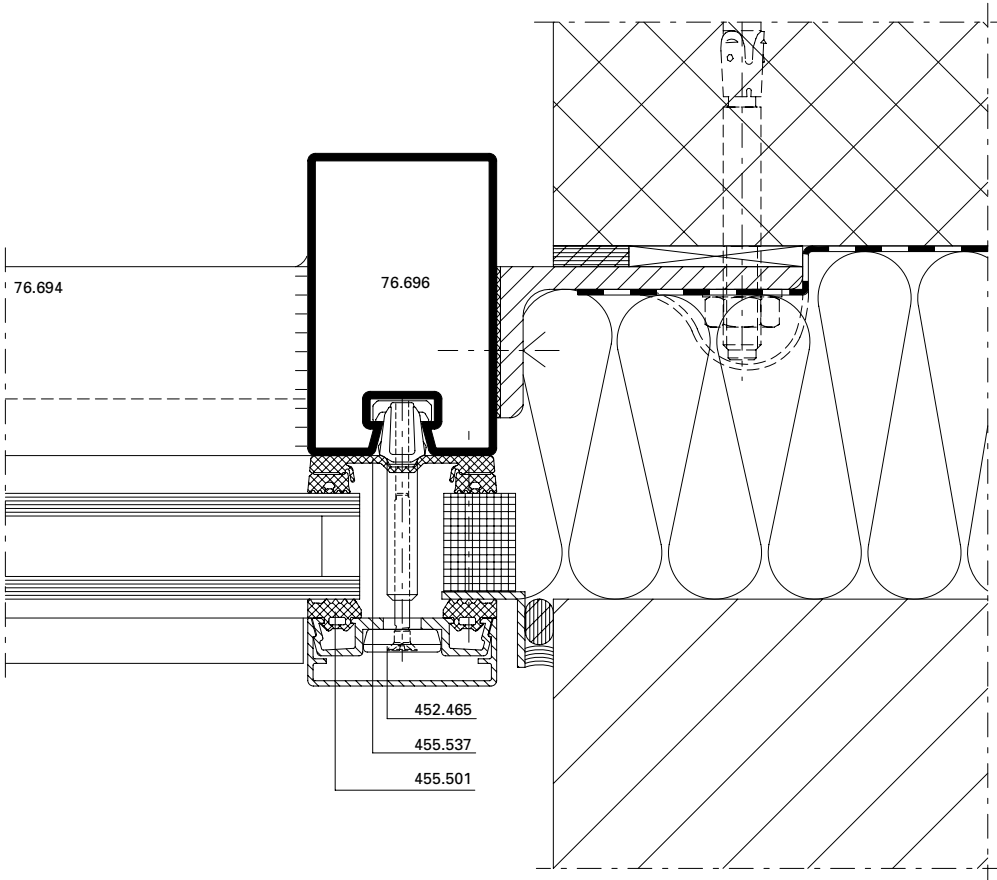
DXF

DWG

D-510-K-009

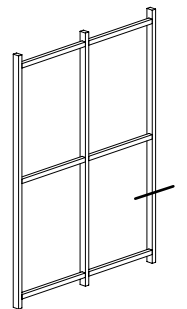
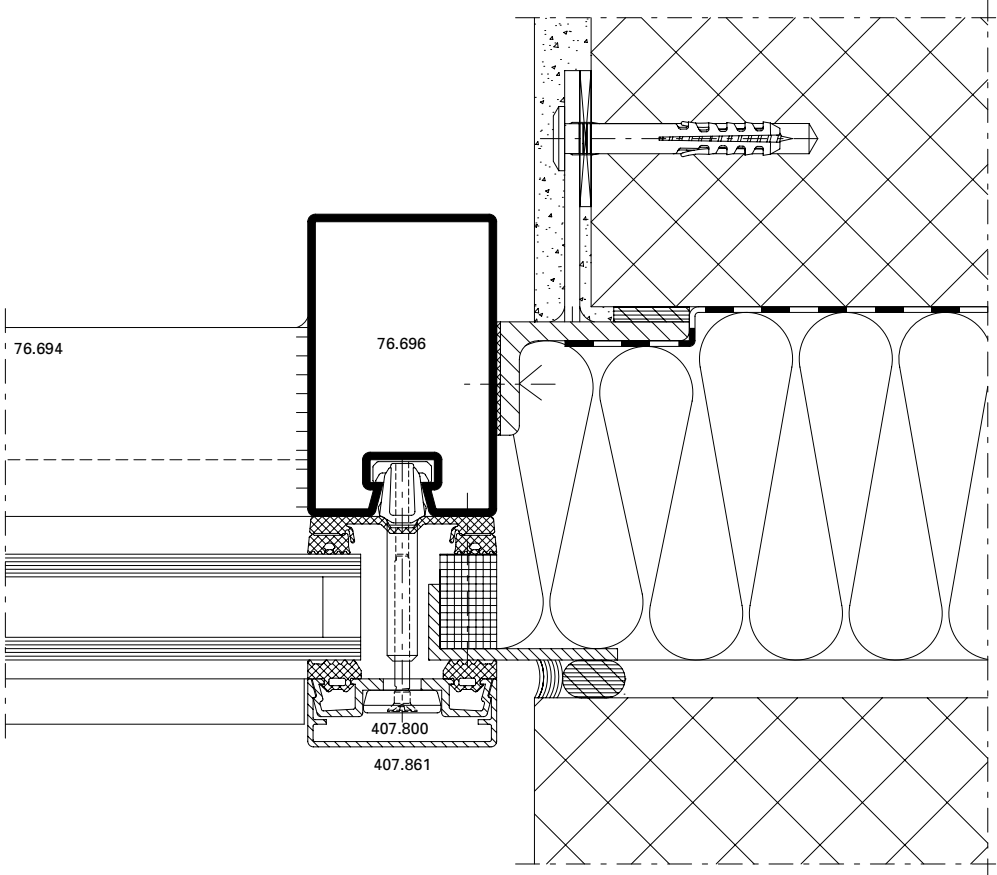
Anschlüsse am Bau im Massstab 1:2
Raccords au mur à l'échelle 1:2
Attachment to structure on scale 1:2

VISS Fassade
VISS façade
VISS façade



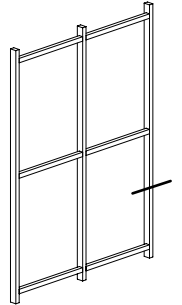
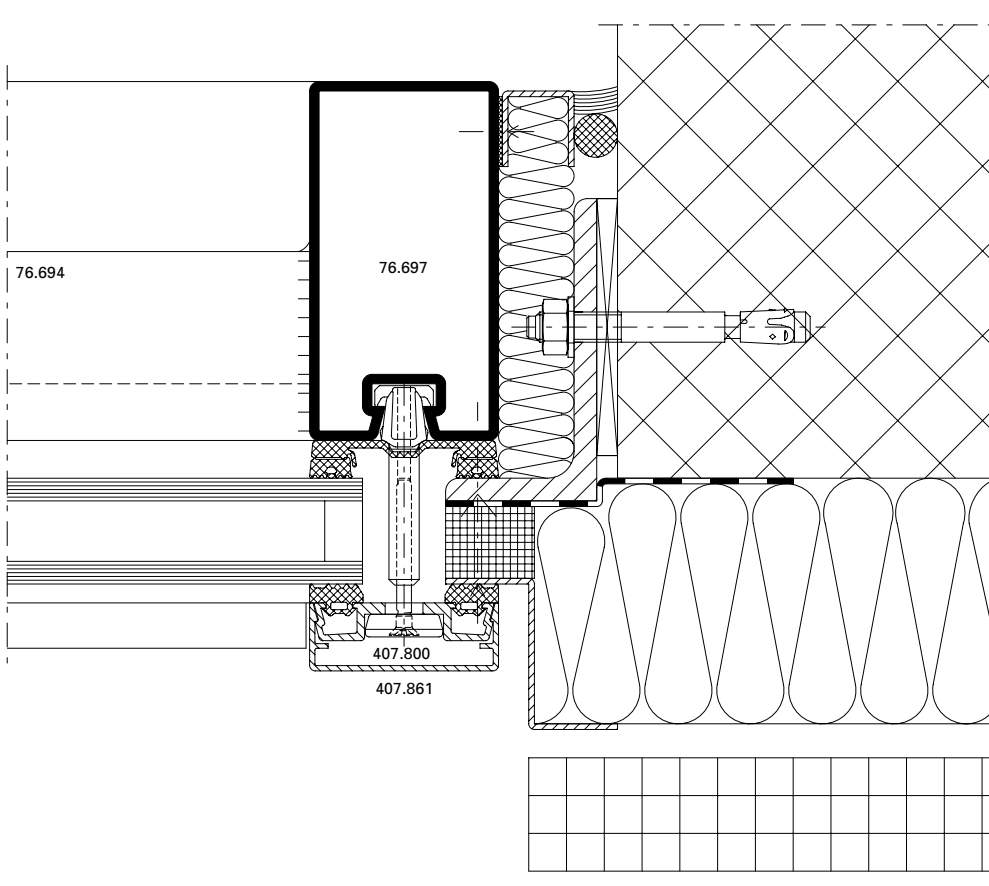
DXF DWG

D-510-A-001



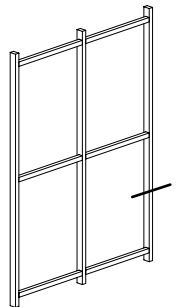
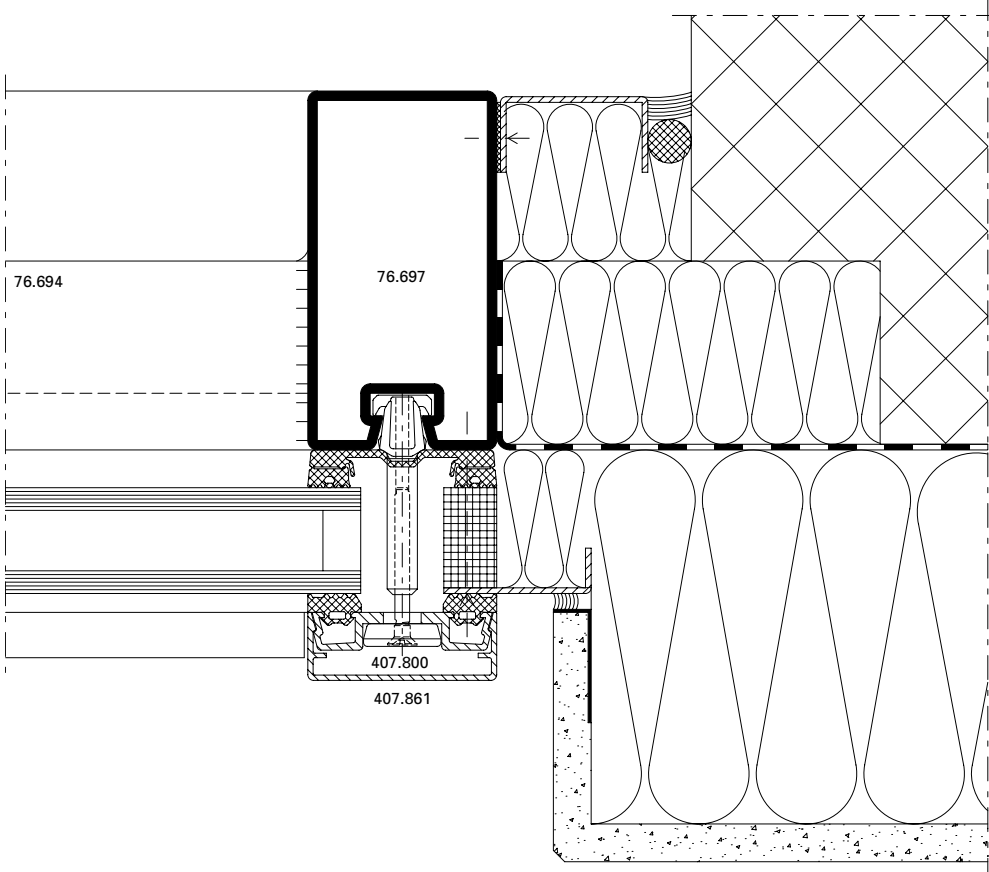
DXF DWG

D-510-A-002



DXF DWG

D-510-A-003

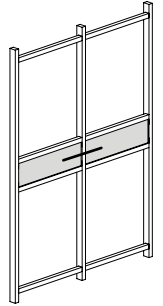
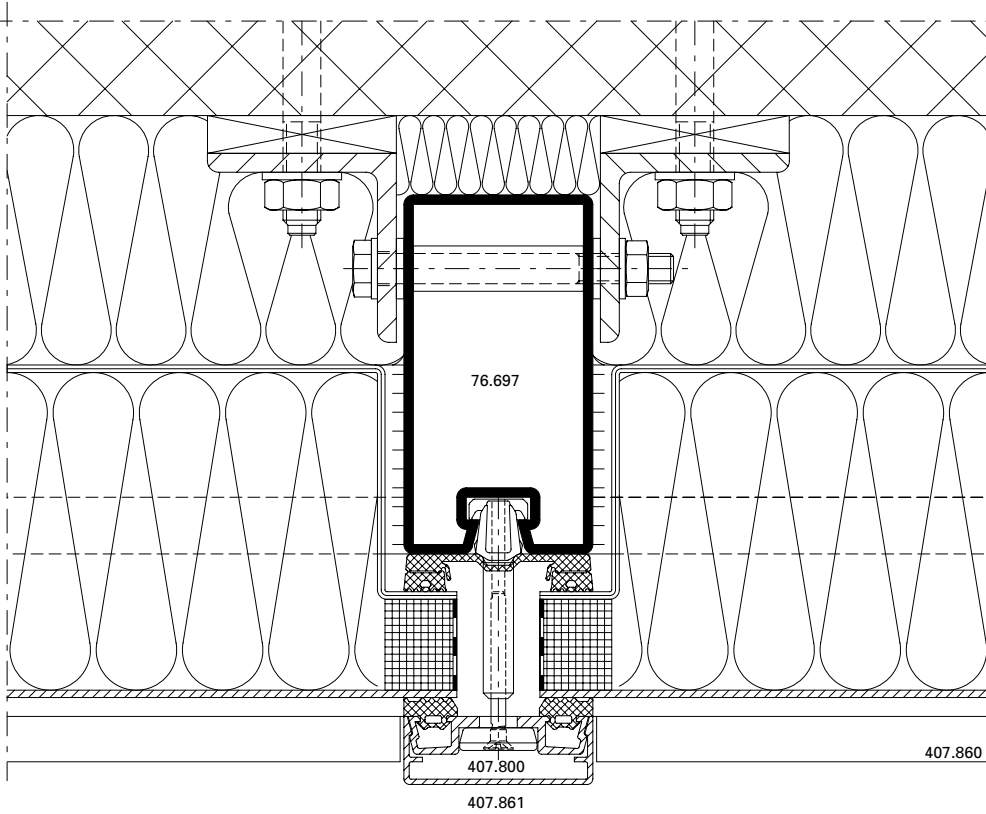


DXF DWG

D-510-A-004

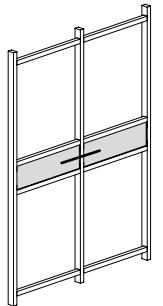
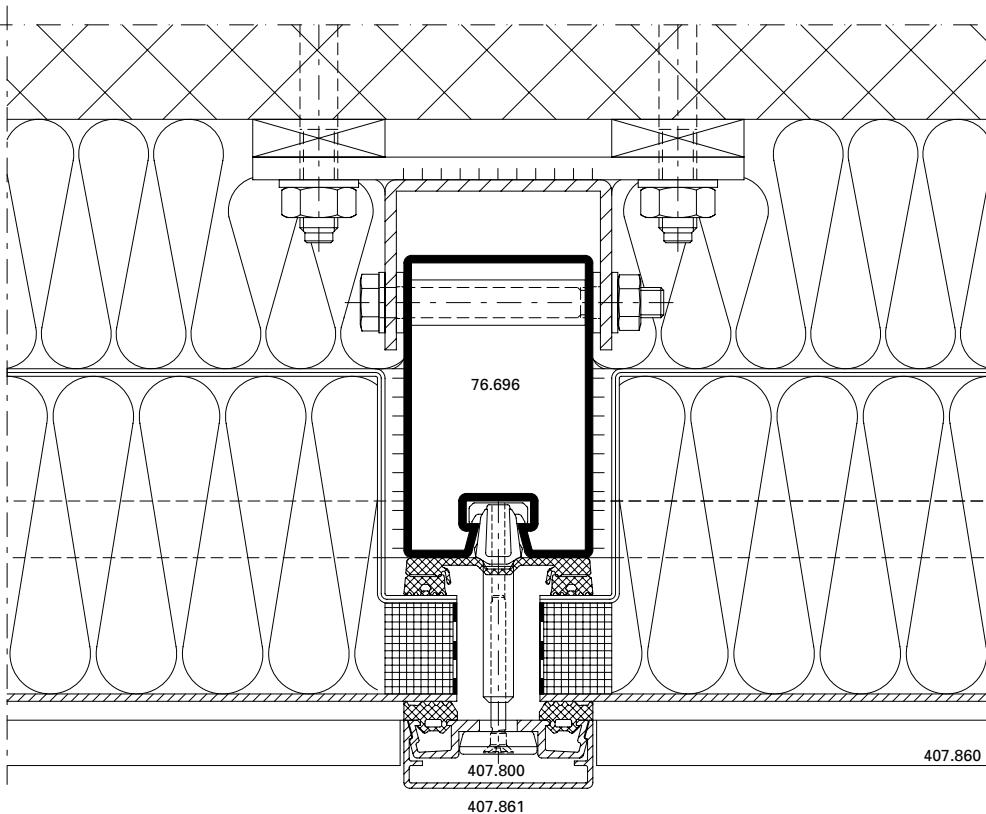
Anschlüsse am Bau im Massstab 1:2
Raccords au mur à l'échelle 1:2
Attachment to structure on scale 1:2

VISS Fassade
VISS façade
VISS façade



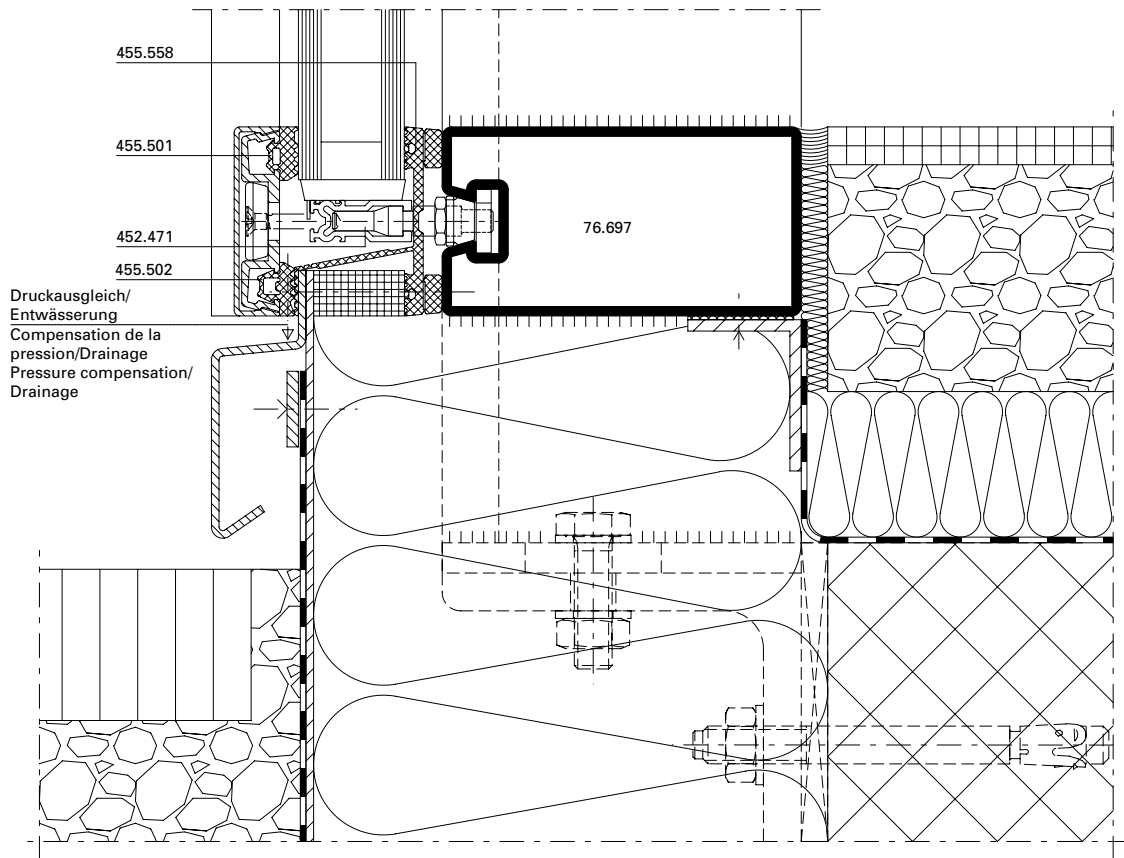
DXF DWG

D-510-A-005



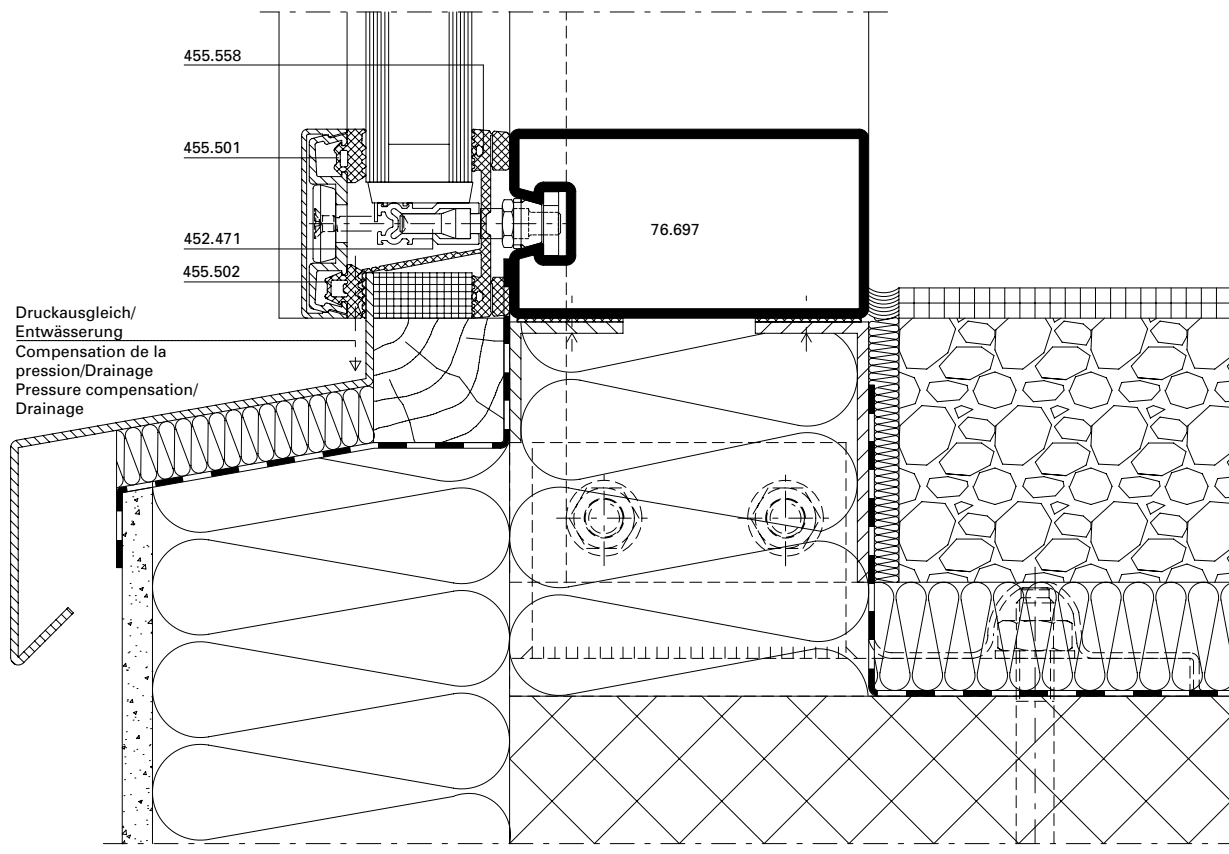
DXF DWG

D-510-A-006



DXF DWG

D-510-A-007

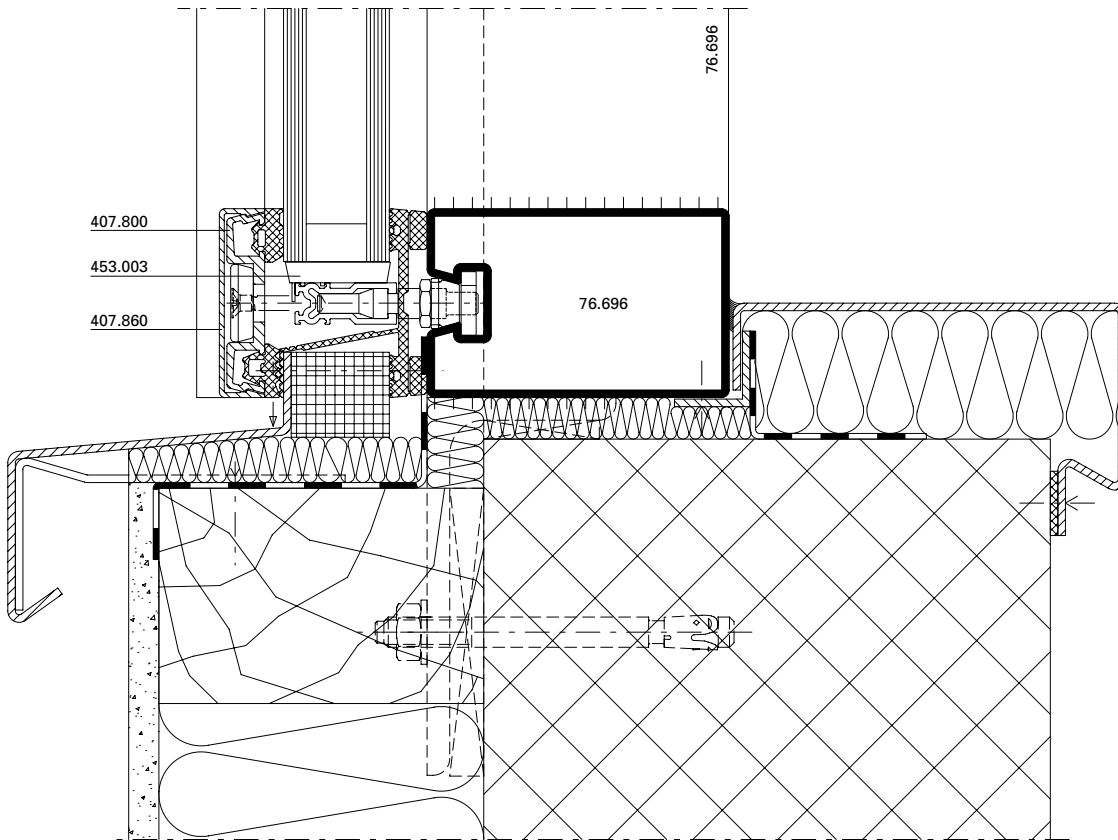


DXF DWG

D-510-A-008

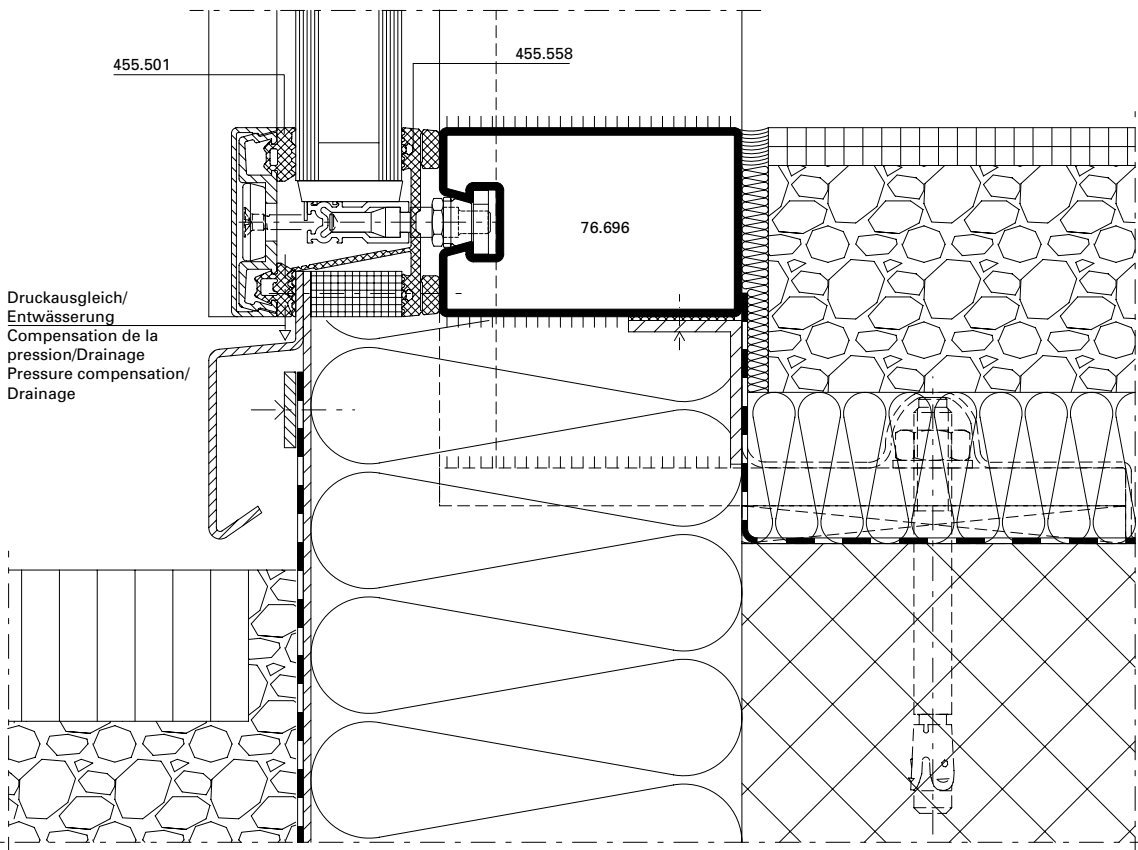
Anschlüsse am Bau im Massstab 1:2
Raccords au mur à l'échelle 1:2
Attachment to structure on scale 1:2

VISS Fassade
VISS façade
VISS façade



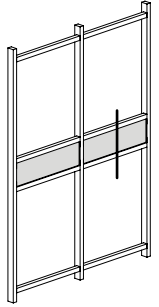
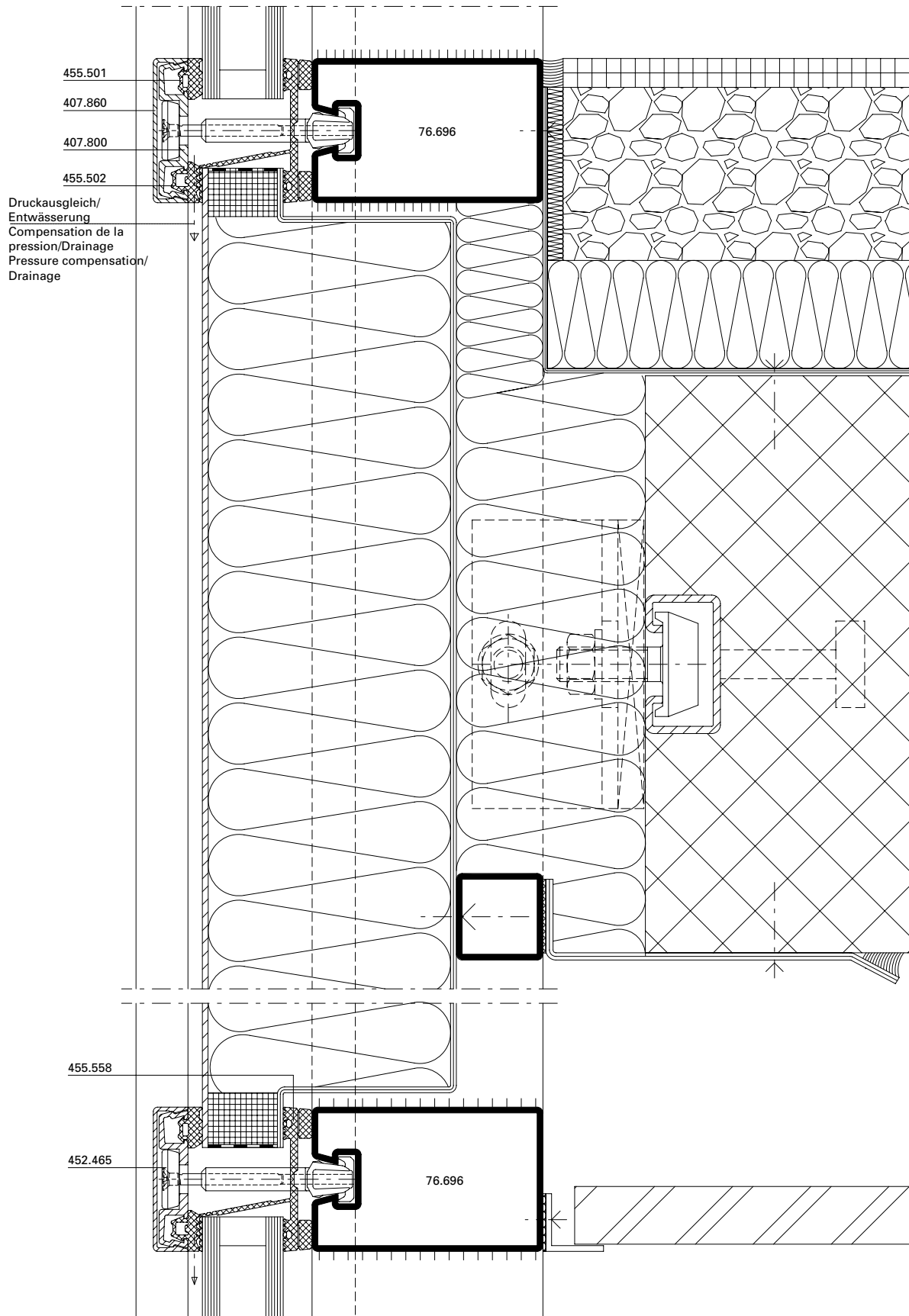
DXF DWG

D-510-A-009



DXF DWG

D-510-A-010

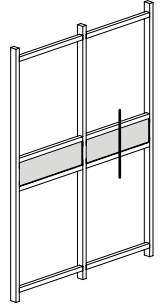
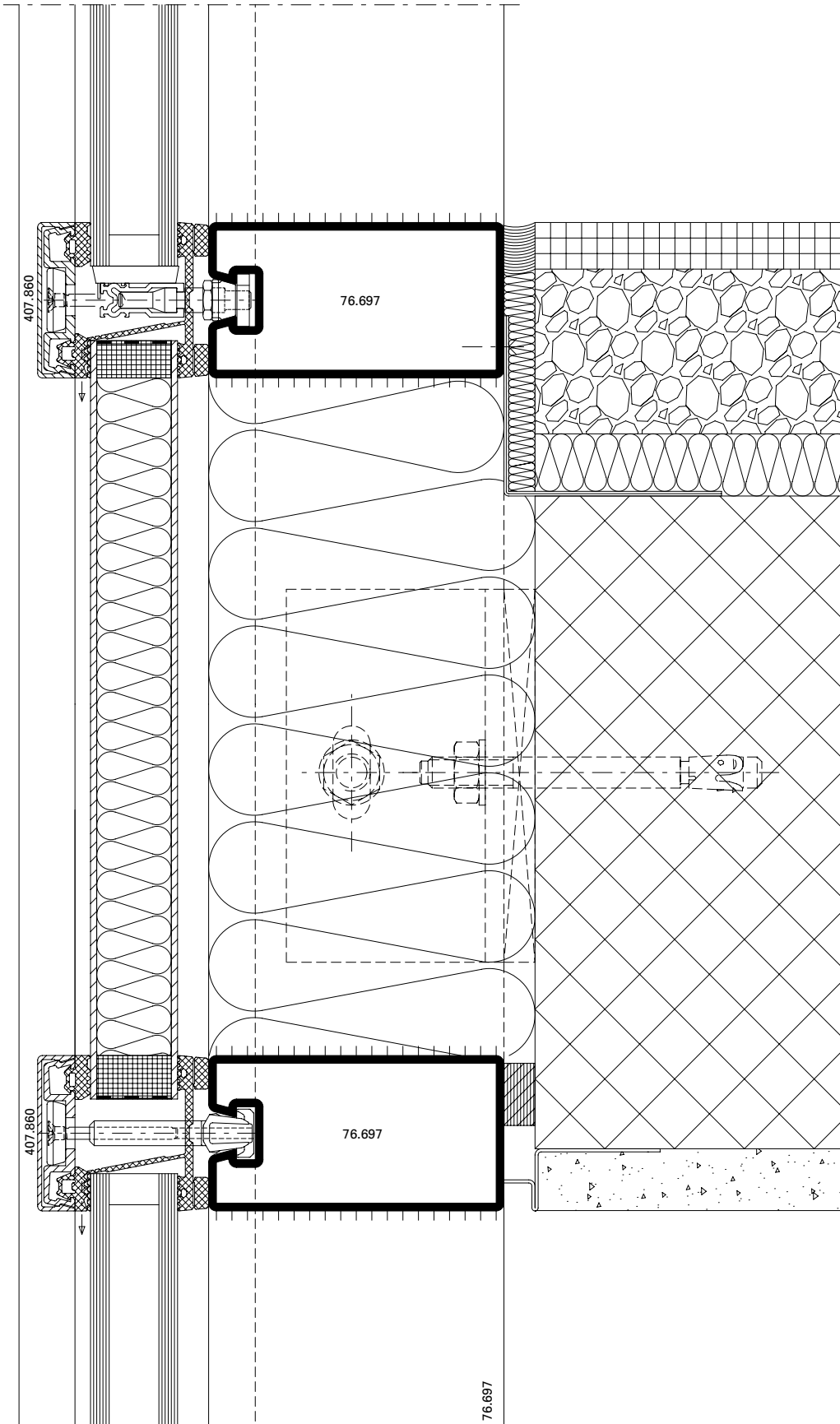


DXF DWG

D-510-A-011

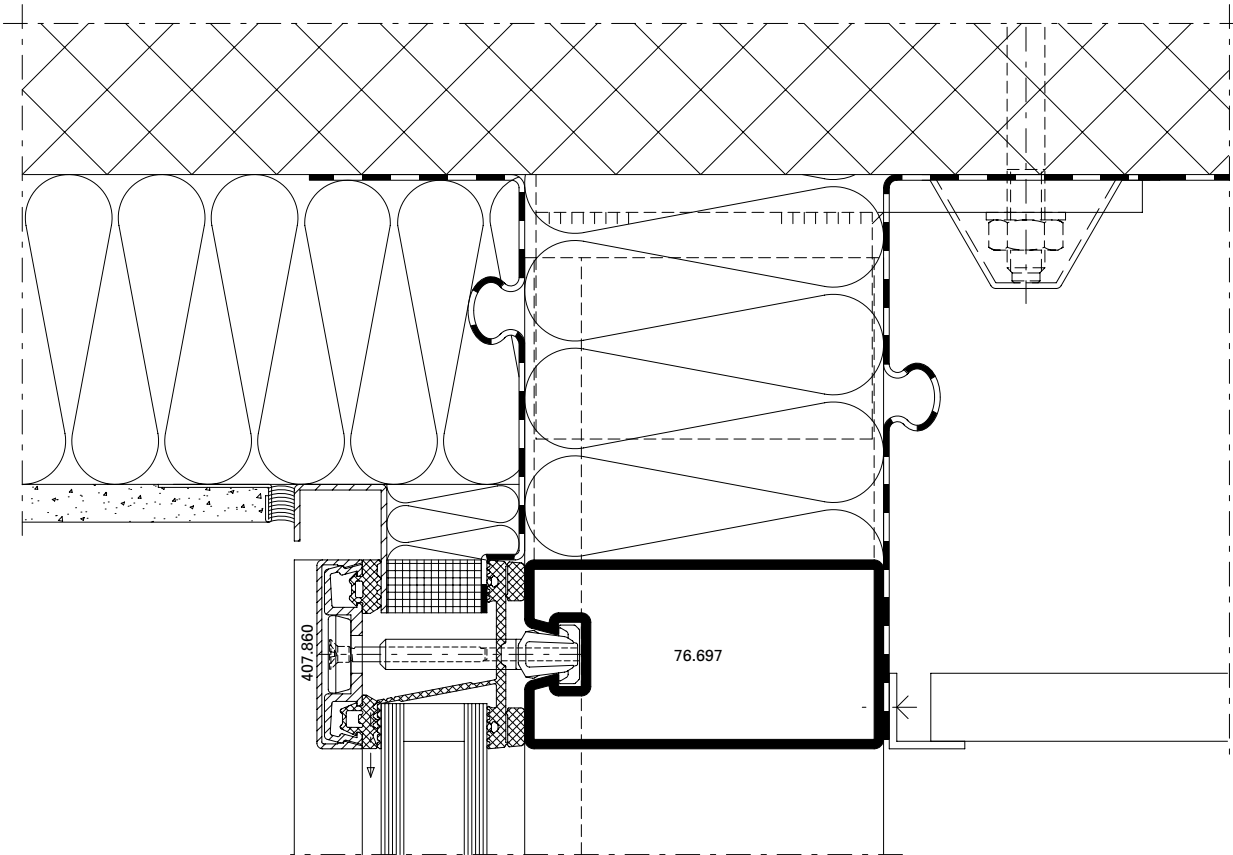
Anschlüsse am Bau im Masstab 1:2
Raccords au mur à l'échelle 1:2
Attachment to structure on scale 1:2

VISS Fassade
VISS façade
VISS façade



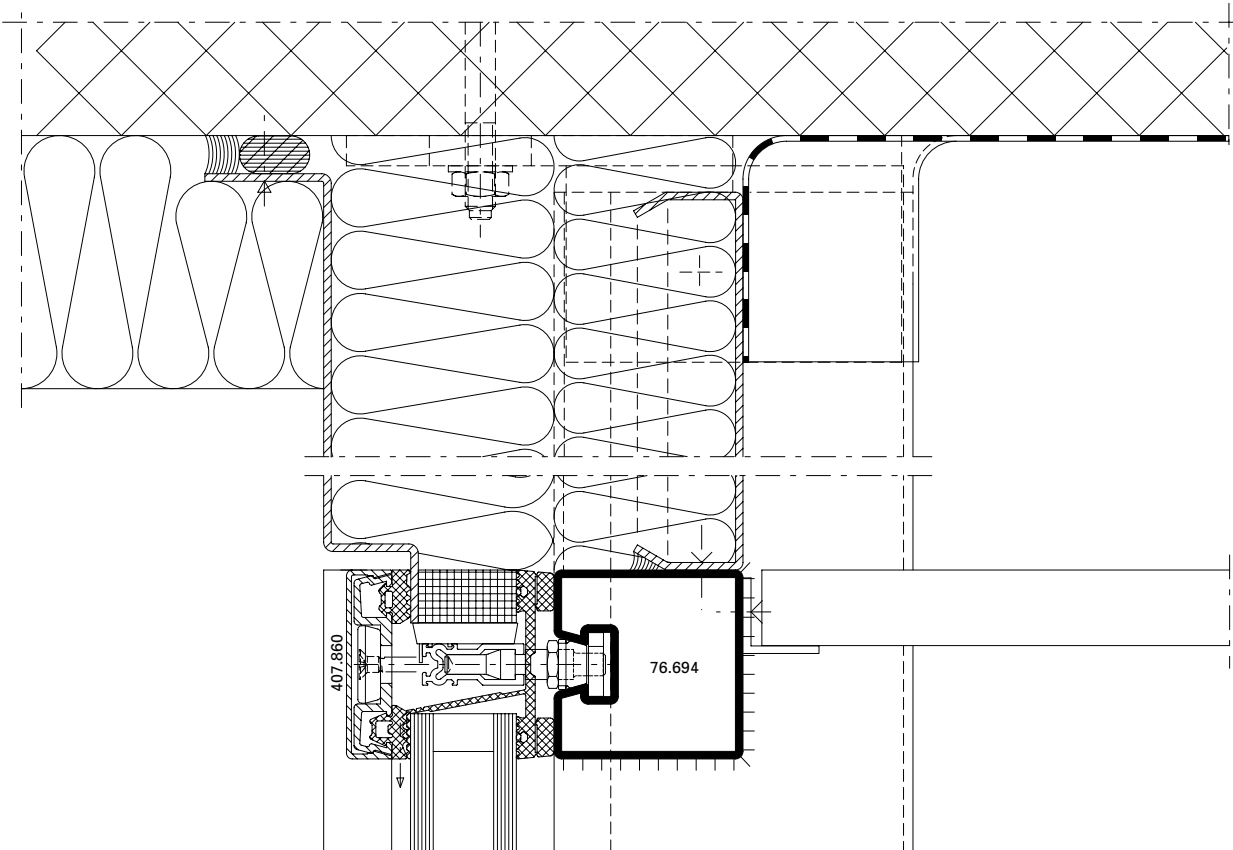
DXF DWG

D-510-A-012



DXF **DWG**

D-510-A-013

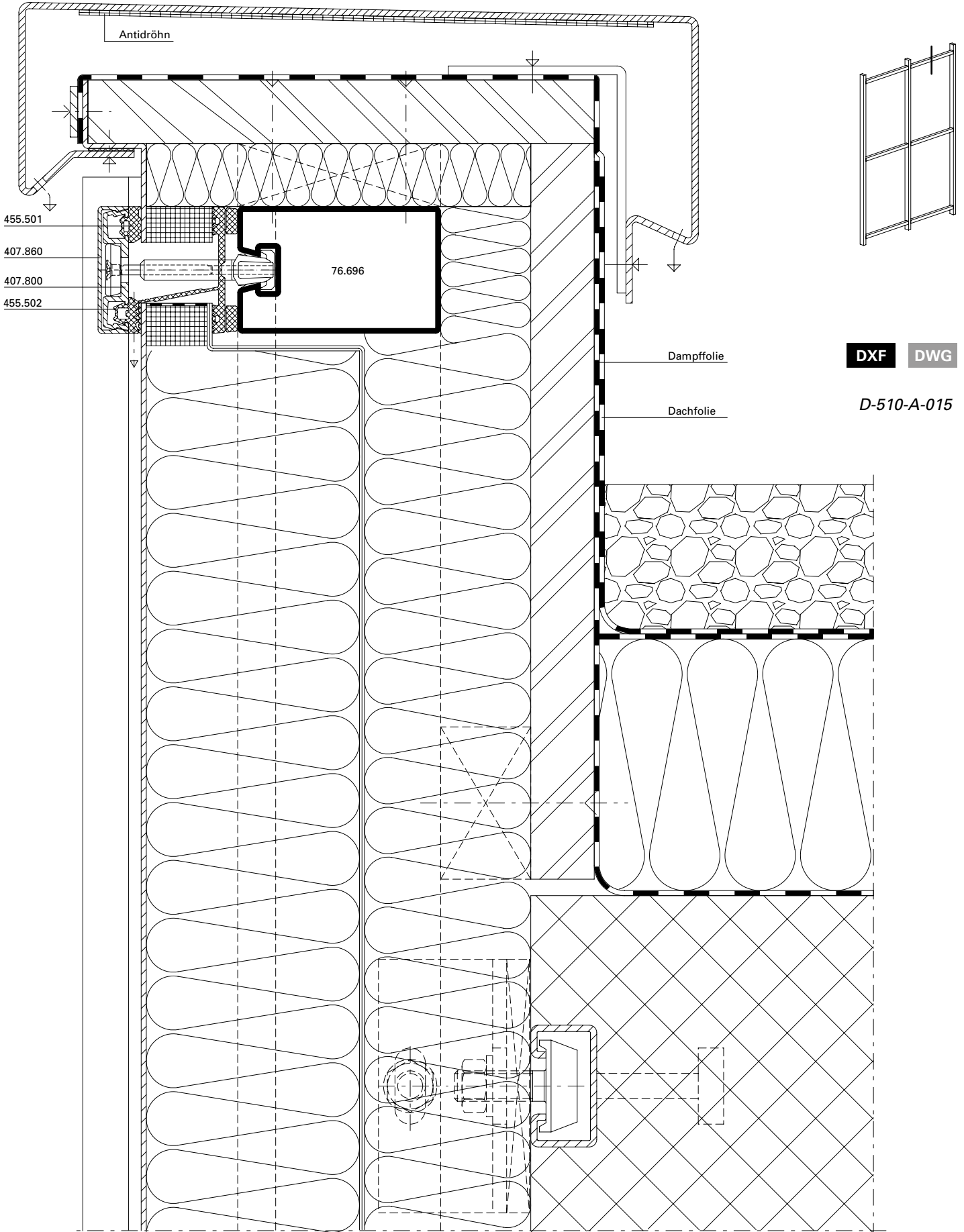


DXF **DWG**

D-510-A-014

Anschlüsse am Bau im Massstab 1:2
Raccords au mur à l'échelle 1:2
Attachment to structure on scale 1:2

VISS Fassade
VISS façade
VISS façade



System-Hinweise

Remarques concernant les systèmes

System instructions

VISS Fassade

VISS façade

VISS façade

**VISS HI 50 mm
mit Dämmprofil**

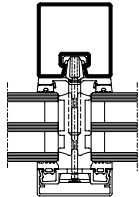
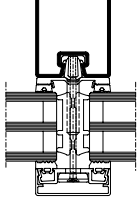
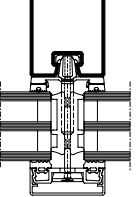
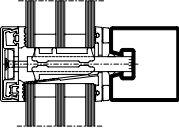
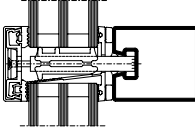
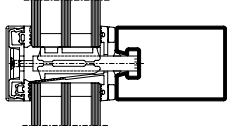
U_f-Werte nach EN 10077-2

**VISS HI 50 mm
avec gaine isolante**

Valeurs U_f selon EN 10077-2

**VISS HI 50 mm
with insulating core**

U_f values according to 10077-2

						
Glas Verre Glass	Pfosten 50/50 Montant 50/50 Mullion 50/50	Pfosten 50/120 Montant 50/129 Mullion 50/120	Pfosten 50/140 Montant 50/140 Mullion 50/140	Riegel 50/50 Traverse 50/50 Transom 50/50	Riegel 50/120 Traverse 50/120 Transom 50/120	Riegel 50/140 Traverse 50/140 Transom 50/140
30 mm	0,94 W/m²K	0,96 W/m²K	0,97 W/m²K	1,0 W/m²K	1,0 W/m²K	1,0 W/m²K
40 mm	0,77 W/m²K	0,79 W/m²K	0,79 W/m²K	0,85 W/m²K	0,86 W/m²K	0,86 W/m²K
50 mm	0,64 W/m²K	0,65 W/m²K	0,65 W/m²K	0,73 W/m²K	0,74 W/m²K	0,74 W/m²K
60 mm	0,58 W/m²K	0,59 W/m²K	0,59 W/m²K	0,65 W/m²K	0,66 W/m²K	0,66 W/m²K
70 mm	0,53 W/m²K	0,53 W/m²K	0,53 W/m²K	0,60 W/m²K	0,60 W/m²K	0,60 W/m²K

Der Einfluss der Schrauben-
befestigung in Höhe von 0.14 W/m²K
ist berücksichtigt.

L'influence de la fixation à vis de
0.14 W/m²K est prise en compte.

The 0.14 W/m²K influence of the
screw fixing is taken into account.

System-Hinweise

Remarques concernant les systèmes

System instructions

VISS Fassade

VISS façade

VISS façade

**VISS HI 60 mm
mit Dämmprofil**

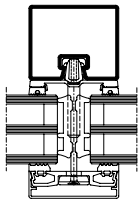
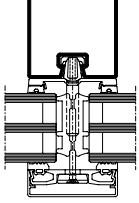
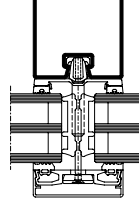
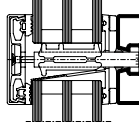
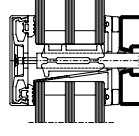
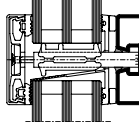
U_f-Werte nach EN 10077-2

**VISS HI 60 mm
avec gaine isolante**

Valeurs U_f selon EN 10077-2

**VISS HI 60 mm
with insulating core**

U_f values according to 10077-2

						
Glas Verre Glass	Pfofen 60/50 Montant 60/50 Mullion 60/50	Pfofen 60/100 Montant 60/100 Mullion 60/100	Pfofen 60/150 Montant 60/150 Mullion 60/150	Riegel 60/50 Traverse 60/50 Transom 60/50	Riegel 60/100 Traverse 60/100 Transom 60/100	Riegel 60/150 Traverse 60/150 Transom 60/150
30 mm	0,92 W/m²K	0,94 W/m²K	0,95 W/m²K	0,97 W/m²K	0,98 W/m²K	0,99 W/m²K
40 mm	0,75 W/m²K	0,76 W/m²K	0,76 W/m²K	0,82 W/m²K	0,84 W/m²K	0,84 W/m²K
50 mm	0,62 W/m²K	0,63 W/m²K	0,63 W/m²K	0,70 W/m²K	0,71 W/m²K	0,72 W/m²K
60 mm	0,55 W/m²K	0,56 W/m²K	0,56 W/m²K	0,63 W/m²K	0,64 W/m²K	0,64 W/m²K
70 mm	0,50 W/m²K	0,50 W/m²K	0,51 W/m²K	0,58 W/m²K	0,59 W/m²K	0,59 W/m²K

	76.140 Pfofen 60/180 Montant 60/180 Mullion 60/180	76.141 Pfofen 60/220 Montant 60/220 Mullion 60/220	76.142 Pfofen 60/280 Montant 60/280 Mullion 60/280	76.140 Riegel 60/180 Traverse 60/180 Transom 60/180	76.141 Riegel 60/220 Traverse 60/220 Transom 60/220	76.142 Riegel 60/280 Traverse 60/280 Transom 60/280
50 mm	0,63 W/m²K	0,64 W/m²K	0,64 W/m²K	0,72 W/m²K	0,72 W/m²K	0,72 W/m²K
70 mm	0,51 W/m²K	0,51 W/m²K	0,51 W/m²K	0,59 W/m²K	0,59 W/m²K	0,59 W/m²K

Der Einfluss der Schraubenbefestigung in Höhe von 0.14 W/m²K ist berücksichtigt.

L'influence de la fixation à vis de 0.14 W/m²K est prise en compte.

The 0.14 W/m²K influence of the screw fixing is taken into account.

System-Hinweise

Remarques concernant les systèmes

System instructions

VISS Fassade

VISS façade

VISS façade

**VISS HI 50 mm
mit Dämmprofil
Flaches Deckprofil**

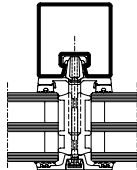
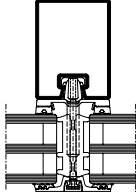
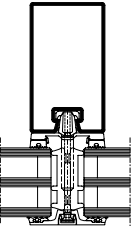
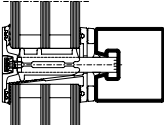
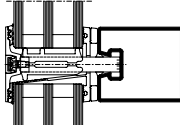
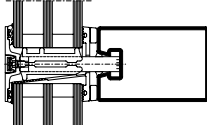
U_f-Werte nach EN 10077-2

**VISS HI 50 mm
avec gaine isolante
Profilé de recouvrement plat**

Valeurs U_f selon EN 10077-2

**VISS HI 50 mm
with insulating core
Flat cover cap**

U_f values according to 10077-2

						
Glas Verre Glass	Pfosten 50/50 Montant 50/50 Mullion 50/50	Pfosten 50/95 Montant 50/95 Mullion 50/95	Pfosten 50/140 Montant 50/140 Mullion 50/140	Riegel 50/50 Traverse 50/50 Transom 50/50	Riegel 50/95 Traverse 50/95 Transom 50/95	Riegel 50/140 Traverse 50/140 Transom 50/140
30 mm						
40 mm	0,84 W/m²K	0,87 W/m²K	0,86 W/m²K	0,92 W/m²K	0,94 W/m²K	0,94 W/m²K
50 mm	0,69 W/m²K	0,70 W/m²K	0,71 W/m²K	0,79 W/m²K	0,80 W/m²K	0,80 W/m²K
60 mm	0,62 W/m²K	0,63 W/m²K	0,63 W/m²K	0,69 W/m²K	0,70 W/m²K	0,70 W/m²K
70 mm	0,55 W/m²K	0,56 W/m²K	0,56 W/m²K	0,63 W/m²K	0,63 W/m²K	0,63 W/m²K

**Der Einfluss der Schrauben-
befestigung in Höhe von 0.14 W/m²K
ist berücksichtigt.**

**L'influence de la fixation à vis de
0.14 W/m²K est prise en compte.**

**The 0.14 W/m²K influence of the
screw fixing is taken into account.**

System-Hinweise

Remarques concernant les systèmes

System instructions

VISS Fassade

VISS façade

VISS façade

**VISS HI 60 mm
mit Dämmprofil
Flaches Deckprofil**

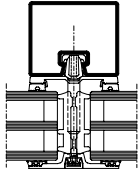
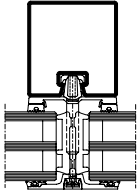
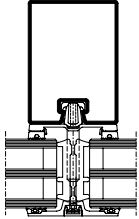
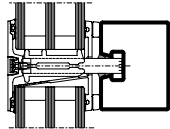
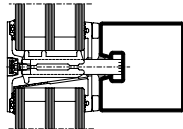
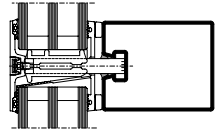
U_f-Werte nach EN 10077-2

**VISS HI 60 mm
avec gaine isolante
Profilé de recouvrement plat**

Valeurs U_f selon EN 10077-2

**VISS HI 60 mm
with insulating core
Flat cover cap**

U_f values according to 10077-2

						
Glas Verre Glass	Pfosten 60/50 Montant 60/50 Mullion 60/50	Pfosten 60/100 Montant 60/100 Mullion 60/100	Pfosten 60/150 Montant 60/150 Mullion 60/150	Riegel 60/50 Traverse 60/50 Transom 60/50	Riegel 60/100 Traverse 60/100 Transom 60/100	Riegel 60/150 Traverse 60/150 Transom 60/150
30 mm						
40 mm	0,81 W/m²K	0,82 W/m²K	0,83 W/m²K	0,88 W/m²K	0,90 W/m²K	0,90 W/m²K
50 mm	0,67 W/m²K	0,68 W/m²K	0,69 W/m²K	0,76 W/m²K	0,77 W/m²K	0,78 W/m²K
60 mm	0,59 W/m²K	0,60 W/m²K	0,60 W/m²K	0,67 W/m²K	0,68 W/m²K	0,69 W/m²K
70 mm	0,52 W/m²K	0,53 W/m²K	0,53 W/m²K	0,61 W/m²K	0,61 W/m²K	0,62 W/m²K

Glas Verre Glass	76.140 Pfosten 60/180 Montant 60/180 Mullion 60/180	76.141 Pfosten 60/220 Montant 60/220 Mullion 60/220	76.142 Pfosten 60/280 Montant 60/280 Mullion 60/280	76.140 Riegel 60/180 Traverse 60/180 Transom 60/180	76.141 Riegel 60/220 Traverse 60/220 Transom 60/220	76.142 Riegel 60/280 Traverse 60/280 Transom 60/280
50 mm	0,69 W/m²K	0,69 W/m²K	0,69 W/m²K	0,78 W/m²K	0,78 W/m²K	0,78 W/m²K
70 mm	0,53 W/m²K	0,53 W/m²K	0,53 W/m²K	0,62 W/m²K	0,62 W/m²K	0,62 W/m²K

Der Einfluss der Schrauben-
befestigung in Höhe von 0.14 W/m²K
ist berücksichtigt.

L'influence de la fixation à vis de
0.14 W/m²K est prise en compte.

The 0.14 W/m²K influence of the
screw fixing is taken into account.

System-Hinweise

Remarques concernant les systèmes

System instructions

VISS Fassade

VISS façade

VISS façade

VISS 50 mm

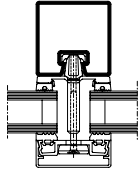
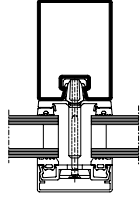
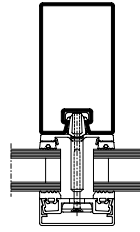
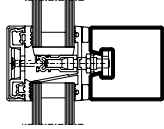
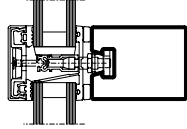
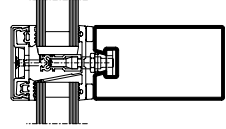
U_f-Werte nach EN 10077-2

VISS 50 mm

Valeurs U_f selon EN 10077-2

VISS 50 mm

U_f values according to 10077-2

						
Glas Verre Glass	Pfosten 50/50 Montant 50/50 Mullion 50/50	Pfosten 50/95 Montant 50/95 Mullion 50/95	Pfosten 50/140 Montant 50/140 Mullion 50/140	Riegel 50/50 Traverse 50/50 Transom 50/50	Riegel 50/95 Traverse 50/95 Transom 50/95	Riegel 50/140 Traverse 50/140 Transom 50/140
20 mm	1,7 W/m ² K	1,8 W/m ² K	1,7 W/m ² K	1,5 W/m ² K	1,5 W/m ² K	1,5 W/m ² K
30 mm	1,5 W/m ² K	1,6 W/m ² K	1,6 W/m ² K	1,3 W/m ² K	1,4 W/m ² K	1,4 W/m ² K
40 mm	1,4 W/m ² K	1,5 W/m ² K	1,5 W/m ² K	1,3 W/m ² K	1,3 W/m ² K	1,3 W/m ² K
50 mm	1,4 W/m ² K	1,4 W/m ² K	1,4 W/m ² K	1,2 W/m ² K	1,2 W/m ² K	1,2 W/m ² K
60 mm	1,3 W/m ² K	1,4 W/m ² K	1,4 W/m ² K	1,2 W/m ² K	1,2 W/m ² K	1,2 W/m ² K
70 mm	1,3 W/m ² K	1,3 W/m ² K	1,3 W/m ² K	1,2 W/m ² K	1,2 W/m ² K	1,2 W/m ² K

Der Einfluss der Schraubenbefestigung in Höhe von 0.14 W/m²K ist berücksichtigt.

L'influence de la fixation à vis de 0.14 W/m²K est prise en compte.

The 0.14 W/m²K influence of the screw fixing is taken into account.

System-Hinweise

Remarques concernant les systèmes

System instructions

VISS Fassade

VISS façade

VISS façade

VISS 60 mm

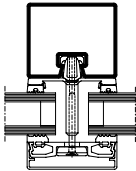
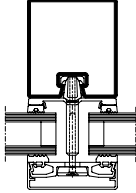
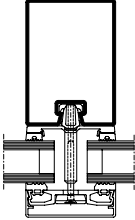
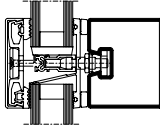
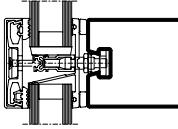
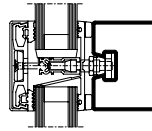
U_f-Werte nach EN 10077-2

VISS 60 mm

Valeurs U_f selon EN 10077-2

VISS 60 mm

U_f values according to 10077-2

						
Glas Verre Glass	Pfosten 60/50 Montant 60/50 Mullion 60/50	Pfosten 60/100 Montant 60/100 Mullion 60/100	Pfosten 60/150 Montant 60/150 Mullion 60/150	Riegel 60/50 Traverse 60/50 Transom 60/50	Riegel 60/100 Traverse 60/100 Transom 60/100	Riegel 60/150 Traverse 60/150 Transom 60/150
20 mm	1,6 W/m²K	1,7 W/m²K	1,6 W/m²K	1,4 W/m²K	1,4 W/m²K	1,5 W/m²K
30 mm	1,4 W/m²K	1,5 W/m²K	1,4 W/m²K	1,2 W/m²K	1,3 W/m²K	1,3 W/m²K
40 mm	1,3 W/m²K	1,3 W/m²K	1,3 W/m²K	1,1 W/m²K	1,2 W/m²K	1,2 W/m²K
50 mm	1,2 W/m²K	1,2 W/m²K	1,2 W/m²K	1,1 W/m²K	1,1 W/m²K	1,1 W/m²K
60 mm	1,1 W/m²K	1,2 W/m²K	1,1 W/m²K	1,0 W/m²K	1,1 W/m²K	1,1 W/m²K
70 mm	1,1 W/m²K	1,1 W/m²K	1,1 W/m²K	1,0 W/m²K	1,0 W/m²K	1,0 W/m²K

	76.140 Pfosten 60/180 Montant 60/180 Mullion 60/180	76.141 Pfosten 60/220 Montant 60/220 Mullion 60/220	76.142 Pfosten 60/280 Montant 60/280 Mullion 60/280	76.140 Riegel 60/180 Traverse 60/180 Transom 60/180	76.141 Riegel 60/220 Traverse 60/220 Transom 60/220	76.142 Riegel 60/280 Traverse 60/280 Transom 60/280
50 mm	1,3 W/m²K	1,3 W/m²K	1,3 W/m²K	1,1 W/m²K	1,1 W/m²K	1,1 W/m²K
70 mm	1,1 W/m²K	1,1 W/m²K	1,1 W/m²K	1,0 W/m²K	1,0 W/m²K	1,0 W/m²K

Der Einfluss der Schraubenbefestigung in Höhe von 0.14 W/m²K ist berücksichtigt.

L'influence de la fixation à vis de 0.14 W/m²K est prise en compte.

The 0.14 W/m²K influence of the screw fixing is taken into account.

System-Hinweise

Remarques concernant les systèmes

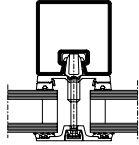
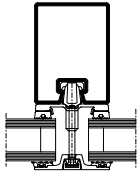
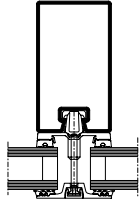
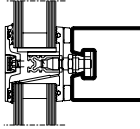
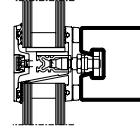
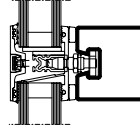
System instructions

VISS Fassade

VISS façade

VISS façade

VISS 50 mm
Flaches DeckprofilU_f-Werte nach EN 10077-2**VISS 50 mm**
Profilé de recouvrement platValeurs U_f selon EN 10077-2**VISS 50 mm**
Flat cover capU_f values according to 10077-2

						
Glas Verre Glass	Pfosten 50/50 Montant 50/50 Mullion 50/50	Pfosten 50/95 Montant 50/95 Mullion 50/95	Pfosten 50/140 Montant 50/140 Mullion 50/140	Riegel 50/50 Traverse 50/50 Transom 50/50	Riegel 50/95 Traverse 50/95 Transom 50/95	Riegel 50/140 Traverse 50/140 Transom 50/140
20 mm	1,9 W/m ² K	2,0 W/m ² K	2,0 W/m ² K	1,6 W/m ² K	1,7 W/m ² K	1,7 W/m ² K
30 mm	1,7 W/m ² K	1,7 W/m ² K	1,7 W/m ² K	1,4 W/m ² K	1,5 W/m ² K	1,5 W/m ² K
40 mm	1,5 W/m ² K	1,6 W/m ² K	1,6 W/m ² K	1,3 W/m ² K	1,4 W/m ² K	1,4 W/m ² K
50 mm	1,4 W/m ² K	1,5 W/m ² K	1,5 W/m ² K	1,3 W/m ² K	1,3 W/m ² K	1,3 W/m ² K
60 mm	1,4 W/m ² K	1,4 W/m ² K	1,4 W/m ² K	1,2 W/m ² K	1,3 W/m ² K	1,3 W/m ² K
70 mm	1,3 W/m ² K	1,3 W/m ² K	1,3 W/m ² K	1,2 W/m ² K	1,2 W/m ² K	1,2 W/m ² K

Der Einfluss der Schrauben-
befestigung in Höhe von 0.14 W/m²K
ist berücksichtigt.

L'influence de la fixation à vis de
0.14 W/m²K est prise en compte.

The 0.14 W/m²K influence of the
screw fixing is taken into account.

System-Hinweise

Remarques concernant les systèmes

System instructions

VISS Fassade

VISS façade

VISS façade

**VISS 60 mm
Flaches Deckprofil**

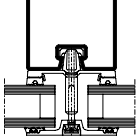
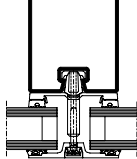
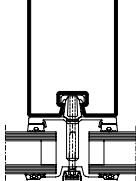
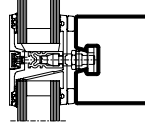
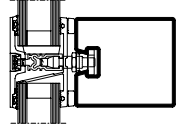
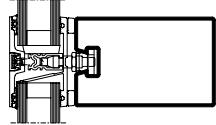
U_f-Werte nach EN 10077-2

**VISS 60 mm
Profilé de recouvrement plat**

Valeurs U_f selon EN 10077-2

**VISS 60 mm
Flat cover cap**

U_f values according to 10077-2

						
Glas Verre Glass	Pfosten 60/50 Montant 60/50 Mullion 60/50	Pfosten 60/100 Montant 60/100 Mullion 60/100	Pfosten 60/150 Montant 60/150 Mullion 60/150	Riegel 60/50 Traverse 60/50 Transom 60/50	Riegel 60/100 Traverse 60/100 Transom 60/100	Riegel 60/150 Traverse 60/150 Transom 60/150
20 mm	1,7 W/m ² K	1,8 W/m ² K	1,8 W/m ² K	1,5 W/m ² K	1,6 W/m ² K	1,6 W/m ² K
30 mm	1,5 W/m ² K	1,5 W/m ² K	1,6 W/m ² K	1,3 W/m ² K	1,3 W/m ² K	1,4 W/m ² K
40 mm	1,3 W/m ² K	1,4 W/m ² K	1,4 W/m ² K	1,2 W/m ² K	1,2 W/m ² K	1,2 W/m ² K
50 mm	1,2 W/m ² K	1,3 W/m ² K	1,3 W/m ² K	1,1 W/m ² K	1,2 W/m ² K	1,2 W/m ² K
60 mm	1,2 W/m ² K	1,2 W/m ² K	1,2 W/m ² K	1,1 W/m ² K	1,1 W/m ² K	1,1 W/m ² K
70 mm	1,1 W/m ² K	1,1 W/m ² K	1,2 W/m ² K	1,1 W/m ² K	1,1 W/m ² K	1,1 W/m ² K

	76.140 Pfosten 60/180 Montant 60/180 Mullion 60/180	76.141 Pfosten 60/220 Montant 60/220 Mullion 60/220	76.142 Pfosten 60/280 Montant 60/280 Mullion 60/280	76.140 Riegel 60/180 Traverse 60/180 Transom 60/180	76.141 Riegel 60/220 Traverse 60/220 Transom 60/220	76.142 Riegel 60/280 Traverse 60/280 Transom 60/280
50 mm	1,3 W/m ² K	1,3 W/m ² K	1,3 W/m ² K	1,2 W/m ² K	1,2 W/m ² K	1,2 W/m ² K
70 mm	1,2 W/m ² K	1,2 W/m ² K	1,2 W/m ² K	1,1 W/m ² K	1,1 W/m ² K	1,1 W/m ² K

Der Einfluss der Schraubenbefestigung in Höhe von 0.14 W/m²K ist berücksichtigt.


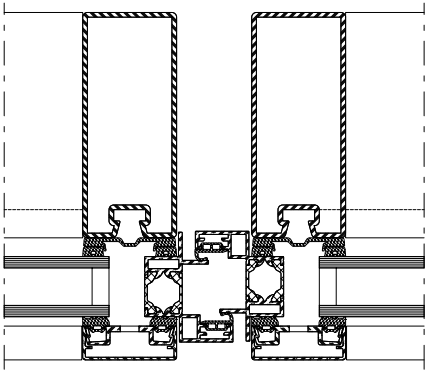
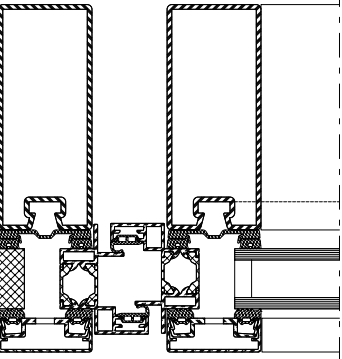
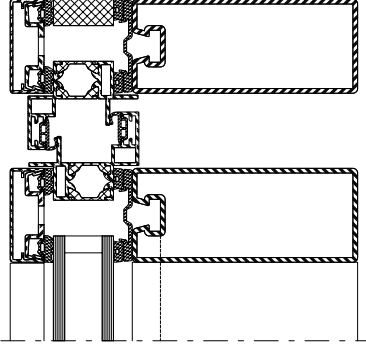
L'influence de la fixation à vis de 0.14 W/m²K est prise en compte.

The 0.14 W/m²K influence of the screw fixing is taken into account.

U_f-Werte
 (nach EN ISO 10077-2:2018-01)

Valeurs U_f
 (selon EN ISO 10077-2:2018-01)

U_f values
 (according to EN ISO 10077-2:2018-01)

	Füllelementstärken Elements de remplissages Infill elements			
	≥ 27 mm	≥ 32 mm	≥ 37 mm	≥ 42 mm
	2.9 W/m ² K	2.6 W/m ² K	2.5 W/m ² K	2.4 W/m ² K
	2.9 W/m ² K	2.5 W/m ² K	2.4 W/m ² K	2.3 W/m ² K
	2.6 W/m ² K	2.4 W/m ² K	2.3 W/m ² K	2.2 W/m ² K

System-Hinweise

Remarques concernant les systèmes

System instructions

VISS Fassade


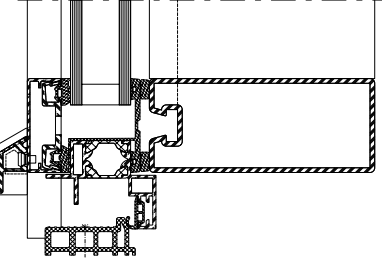
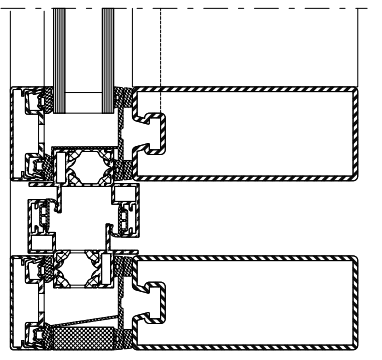
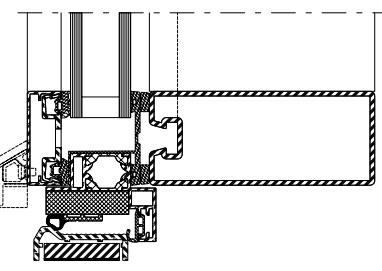
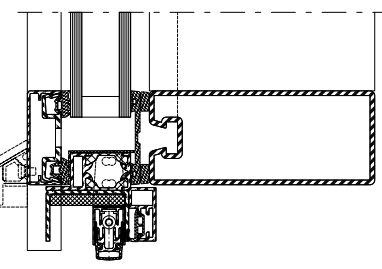
VISS façade

VISS façade

U_f-Werte
(nach EN ISO 10077-2:2018-01)

Valeurs U_f
(selon EN ISO 10077-2:2018-01)

U_f values
(according to EN ISO 10077-2:2018-01)

	Füllelementstärken Elements de remplissages Infill elements			
	≥ 27 mm	≥ 32 mm	≥ 37 mm	≥ 42 mm
	3.1 W/m ² K	2.9 W/m ² K	2.8 W/m ² K	2.7 W/m ² K
	2.9 W/m ² K	2.6 W/m ² K	2.5 W/m ² K	2.5 W/m ² K
	2.0 W/m ² K	2.1 W/m ² K	2.1 W/m ² K	2.0 W/m ² K
	3.0 W/m ² K	3.0 W/m ² K	3.0 W/m ² K	3.0 W/m ² K

VISS Fassade
VISS façade
VISS façade

Inhaltsverzeichnis

Sommaire

Content

VISS Fassade

VISS façade

VISS façade

Systemübersicht

Merkmale
Zulassungen
Systemausführungen

Sommaire du système

Caractéristiques
Homologations
Exécutions de système

Summary of system

Characteristics
Authorisations
System versions

2

Profilsortiment

Profile 50 und 60 mm
Deckprofile 50 und 60 mm

Assortiment de profilé

Profilés 50 et 60 mm
Profilés de recouvrement 50 et 60 mm

Range of profiles

Profiles 50 and 60 mm
Cover sections 50 and 60 mm

11

Konstruktions-Hinweise

Schnittpunkte
Konstruktionsdetails
Anschlüsse am Bau
System-Hinweise

Indications du construction

Coupes de détails
Détails de construction
Raccords au mur
Remarques concernant les systèmes

Construction instructions

Section details
Construction details
Attachment to structure
System instructions

19

Merkmale

Caractéristiques

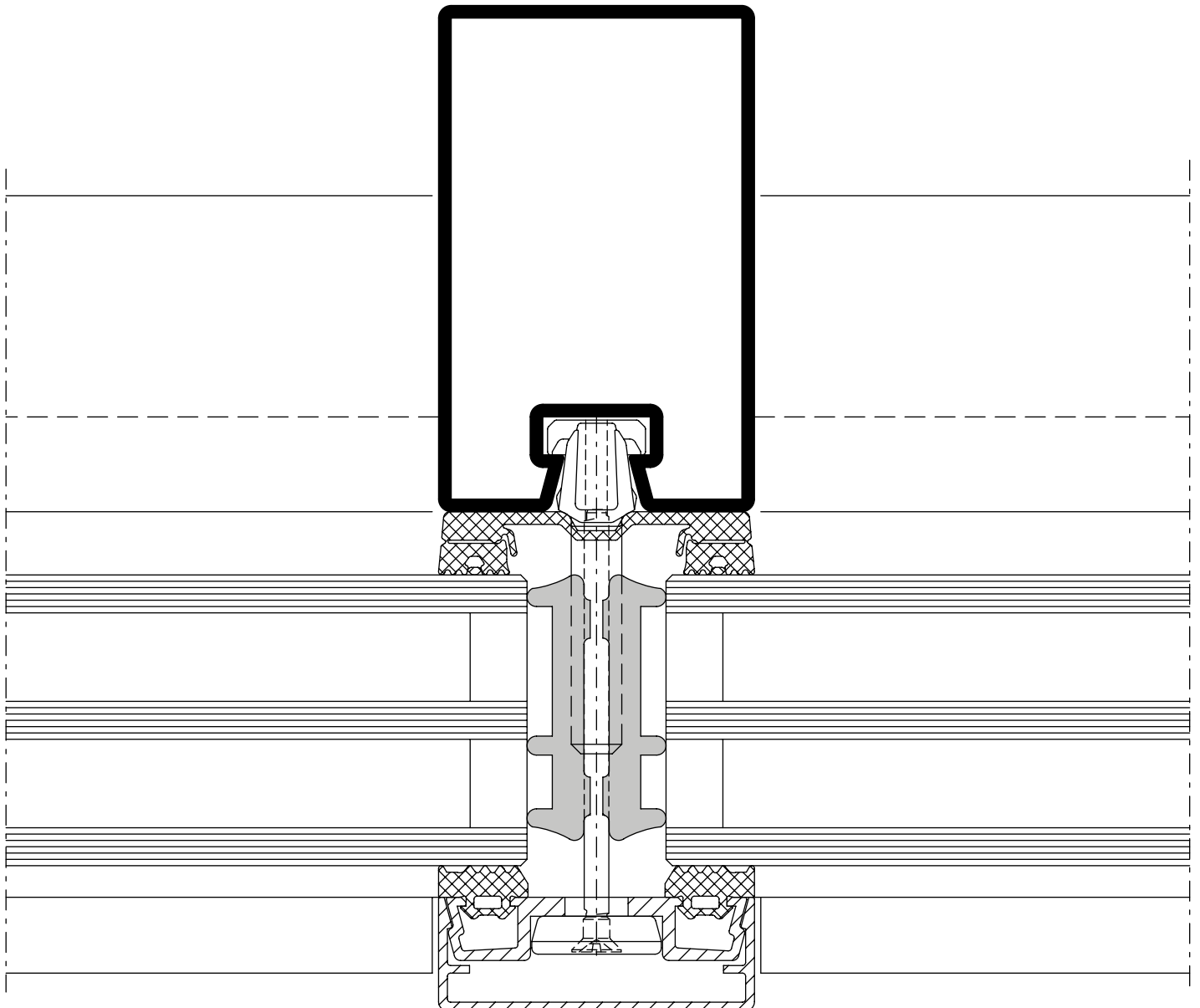
Characteristics

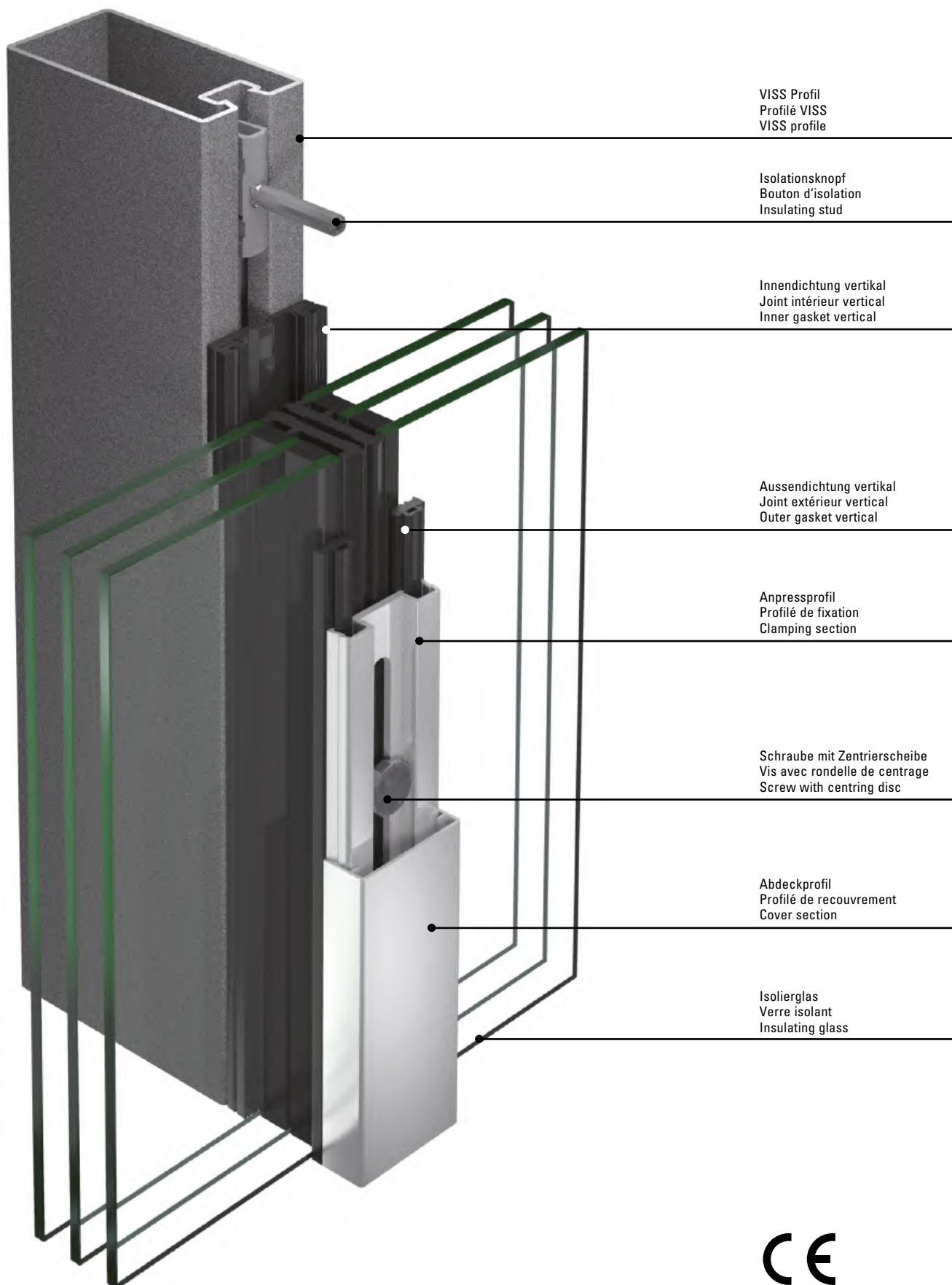
VISS Fassade












VISS façade

VISS façade

- CE-Kennzeichnung nach EN 13830 oder EN 14351-1
 - U_{CW} eingebaut Werte bis 0.73 W/m²K
 - U_f Werte bis 0.65 W/m²K
 - Ansichtsbreiten 50 und 60 mm
 - Füllelementstärken 6 bis 70 mm
 - Füllelementgewichte bis 1800 kg
Flügelgewichte bis 550 kg
 - Kombinierbar mit der Aufsatzkonstruktion VISS Basic, der Brandschutzlösung VISS Fire und der Einbruchhemmenden Variante VISS RC
- Marquage CE selon EN 13830 ou EN 14351-1
 - Valeurs U_{CW} (monté) jusqu'à 0.73 W/m²K
 - Valeurs U_f jusqu'à 0.65 W/m²K
 - Largeurs de face 50 et 60 mm
 - Éléments de remplissage de 6 à 70 mm d'épaisseur
 - Poids de remplissage jusqu'à 1800 kg
Poids du vantail jusqu'à 550 kg
 - Combinable avec la construction rapportée VISS Basic, la protection incendie VISS Fire et la variante anti-effraction VISS RC
- CE marking in accordance with EN 13830 or EN 14351-1
 - U_{CW} installed values to 0.73 W/m²K
 - U_f values to 0.65 W/m²K
 - 50 and 60 mm face widths
 - Infill panel thicknesses of 6 to 70 mm
 - Infill unit weights up to 1800 kg
Leaf weight up to 550 kg
 - Can be combined with the VISS Basic add-on construction, the VISS Fire fire protection solution and the VISS RC burglar-resistant version





	Prüfungen (Prüfnorm) Essais (Norme d'essai) Tests (Test standard)	Klassifizierungs-Norm Norme de classification Classification standard	Werte Valeurs Values
	Schlagregendichtheit (EN 12155) Etanchéité à la pluie battante (EN 12155) Watertightness (EN 12155)	EN 12154	RE 1200
	Widerstand bei Windlast (EN 12179) Résistance à la pression du vent (EN 12179) Resistance to wind load (EN 12179)	EN 13116	Bemessungslast 2 kN/m ² Charge de calcul 2 kN/m ² Designed load 2 kN/m ²
	Luftdurchlässigkeit (EN 12153) Perméabilité à l'air (EN 12153) Air permeability (EN 12153)	EN 12152	Klasse AE Classe AE Class AE
	Wärmedurchgangskoeffizient (EN 13947) Transmission thermique (EN 13947) Thermal transmittance (EN 13947)	EN ISO 10077-2	ab $U_f > 0.65 \text{ W/m}^2\text{K}$ dès $U_f > 0.65 \text{ W/m}^2\text{K}$ from $U_f > 0.65 \text{ W/m}^2\text{K}$
	Schallschutz (EN ISO 140-3) Isolation phonique (EN ISO 140-3) Sound insulation (EN ISO 140-3)	EN ISO 717-1	R_w 47 dB (-1; -5) (C, Ctr)
	Einbruchhemmung Anti-effraction Burglar resistance	prEN 1627	RC2 / RC3 / RC4
	Durchschusshemmung (EN 1523) Résistance aux balles (EN 1523) Bullet proofing (EN 1523)	EN 1522	FB4 NS
	Stossfestigkeit Résistance au chocs Impact strength	EN 14019	Klasse E5 / I5 Classe E5 / I5 Class E5 / I5
	Brandverhalten Réaction au feu Reaction to fire	EN 13501-1	Klasse B Classe B Class B
	Längsschalldämmung Isolation acoustique longitudinale Insulation against flanking transmission	prEN ISO 10848-2 (4/2004)	vertikal 62 dB horizontal 59 dB
	Technische Regeln für die Verwendung von absturzsichernden Verglasungen Règlement technique pour la sécurité anti-chute des vitrages The technical regulations for protecting glazing against falling out	DIN 180008-4	Kategorie A Catégorie A Category A

Avis Technique (Frankreich)
Fassade VISS TV 1S
Zulassung Nr. 02/12-1501,
C.S.T.B. Marne la Vallée/FR

Avis Technique (France)
Façade VISS TV 1S
Autorisation no 02/12-1501,
C.S.T.B. Marne la Vallée/FR

Avis Technique (France)
Façade VISS TV 1S
Authorisation nr. 02/12-1501,
C.S.T.B. Marne la Vallée/FR

Klemmverbindung (Deutschland)
AbZ Z-14.4-459 (Isolationsknöpfe)

Jonction par serrage (Allemagne)
AbZ Z-14.4-459 (bouton d'isolation)

Clamp connection (Germany)
AbZ Z-14.4-459 (insulation studs)

CWCT-Test
Die Fassade wurde nach den
Anforderungen des CWCT geprüft.

Test CWCT
La façade a été contrôlée suivant les
exigences du CWCT.

CWCT test
The facades were certified in compliance
with the requirements of the CWCT.

Luftdurchlässigkeit/
Wasserdichtheit: PASS
Zulässige Windlast 2400 Pa
Sicherheitslast 3600 Pa

Perméabilité à l'air/
Étanchéité à l'eau: PASS
Charge du vent admissible 2400 Pa
Charge de sécurité 3600 Pa

Air permeability/
Watertightness: PASS
Permissible wind load 2400 Pa
Security load 3600 Pa

Passivhaus-Zertifikat

Certificat maison passive

Passive house certificate

ZERTIFIKAT
Zertifizierte Passivhaus-Komponente
Komponenten-ID 0157cw03 gültig bis 31. Dezember 2020

Passivhaus Institut
Dr. Wolfgang Feist
64283 Darmstadt
Deutschland

QR Code

Kategorie: **Pfosten-Riegel-Fassade**
Hersteller: **Jansen AG,
Oberriet SG,
Schweiz (Confederatio Helvetica)**
Produktname: **VISS HI**

Folgende Kriterien für die kühl-gemäßigte Klimazone wurden geprüft

Behaglichkeit $U_{\text{COP}} = 0.80 \leq 0.80 \text{ W/(m}^2 \text{K)}$
 $U_{\text{COP, maximal}} \leq 0.85 \text{ W/(m}^2 \text{K)}$
mit $U_g = 0.70 \text{ W/(m}^2 \text{K)}$

Hygiene $f_{\text{Red,0.25}} \geq 0.70$

kühl-gemäßigtes Klima
phA

ZERTIFIZIERTE KOMPONENTE
Passive House Institute

Passivhaus Effizienzklasse: phE phD phC phB phA

www.passivhaus.de

CERTIFICATE
Certified Passive House Component
Component-ID 0157cw03 valid until 31st December 2020

Passive House Institute
Dr. Wolfgang Feist
64283 Darmstadt
Germany

QR Code

Category: **Curtain Wall**
Manufacturer: **Jansen AG,
Oberriet SG,
Switzerland**
Product name: **VISS HI**

This certificate was awarded based on the following criteria for the cool, temperate climate zone

Comfort $U_{\text{COP}} = 0.80 \leq 0.80 \text{ W/(m}^2 \text{K)}$
 $U_{\text{COP, maximal}} \leq 0.85 \text{ W/(m}^2 \text{K)}$
with $U_g = 0.70 \text{ W/(m}^2 \text{K)}$

Hygiene $f_{\text{Red,0.25}} \geq 0.70$

cool, temperate climate
phA

CERTIFIED COMPONENT
Passive House Institute

Passive House efficiency class: phE phD phC phB phA

www.passivehouse.com

CERTIFICATE
Certified Passive House Component
Component-ID 0157cw03 valid until 31st December 2020

Passive House Institute
Dr. Wolfgang Feist
64283 Darmstadt
Germany

QR Code

Category: **Curtain Wall**
Manufacturer: **Jansen AG,
Oberriet SG,
Switzerland**
Product name: **VISS HI**

This certificate was awarded based on the following criteria for the cool, temperate climate zone

Comfort $U_{\text{COP}} = 0.80 \leq 0.80 \text{ W/(m}^2 \text{K)}$
 $U_{\text{COP, maximal}} \leq 0.85 \text{ W/(m}^2 \text{K)}$
with $U_g = 0.70 \text{ W/(m}^2 \text{K)}$


Hygiene $f_{\text{Red,0.25}} \geq 0.70$

cool, temperate climate
phA

CERTIFIED COMPONENT
Passive House Institute

Passive House efficiency class: phE phD phC phB phA

www.passivehouse.com



VISS RC


- Ansichtsbreiten 50 mm und 60 mm
- Keine sichtbare Einbruchhemmung ist erkennbar
- RC Lösung kann im VISS Standard und VISS Basic angewendet werden
- Kombination der beiden Systeme mit RC ebenfalls möglich
- Einbruch- und Ausbruchhemmung nach EN 1627
- VISS RC Versionen sind mit den einbruchhemmenden Profillösungen bis RC3 für Janisol, Janisol HI, Arte und Janisol Primo im Fensterbereich sowie Janisol HI, Janisol im Türbereich kombinierbar

VISS RC

- Largeurs de face 50 mm et 60 mm
- Absence de protection anti-effraction visible détectable
- La solution RC peut être appliquée dans les versions VISS Standard et VISS Basic
- Combinaison possible des deux systèmes avec RC
- Anti-effraction et anti-évasion selon EN 1627
- Les versions VISS RC peuvent être combinées avec les solutions de profilés à protection anti-effraction jusqu'à RC3 pour Janisol, Janisol HI, Arte et Janisol Primo dans le domaine des fenêtres, et avec les profilés pour Janisol HI, Janisol dans le domaine des portes

VISS RC

- Face widths of 50 mm and 60 mm
- No "visible" burglar resistance
- RC solution can be applied in the VISS Standard and VISS Basic systems
- Combination of both systems with RC also possible
- Burglar and break-out resistance in accordance with EN 1627
- VISS RC versions can be combined with the burglar-resistant profile solutions up to RC3 for Janisol, Janisol HI, Arte and Janisol Primo in windows as well as Janisol HI and Janisol in doors



VISS HI

- Hochisolierte Stahlfassade in Pfosten-Riegel-Bauweise
- Passivhaus zertifizierte Komponente
- Ermöglicht ein nachhaltiges Bauen
- Geeignet für besonders hohe Ansprüche im Isolationsbereich

VISS HI

- Façade en acier hautement isolée à montage montants-traverses
- Composants certifiés Maison Passive
- Permet une construction durable
- Adapté à des exigences particulièrement hautes dans le domaine de l'isolation

VISS HI

- Highly insulated steel façade as mullion/transom construction
- Passive house-certified components
- Allows sustainable construction
- Suitable for particularly high insulation requirements



VISS flaches Deckprofil

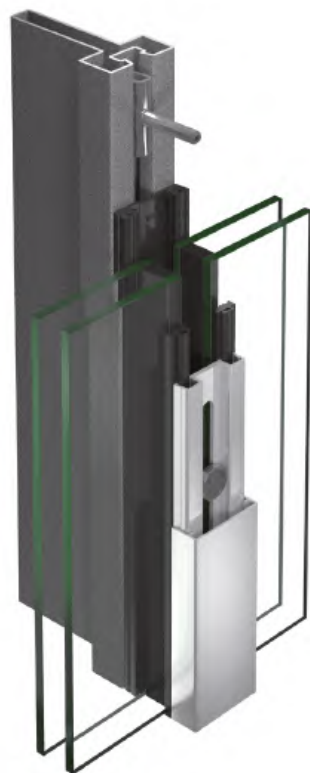
- Die wirtschaftliche Lösung für SG Optik
- Das Auge gleitet über die Fassade, ohne von signifikanten optischen Teilern abgelenkt zu werden
- Keine sichtbaren Schrauben
- Zweifarbig eloxierbar oder beschichtbar

VISS Profilé de recouvrement plat

- Solution économique pour l'optique SG
- L'œil parcourt la façade sans tomber sur des séparateurs optiques marqués
- Pas de vis visibles
- Capacité d'anodisation en deux couleurs ou au revêtement

VISS flat cover cap profile

- The economical solution for SG look
- The eye glides over the façade without being distracted by obtrusive visual dividers
- No visible screws
- Can be anodised or coated in two colours



VISS Linea / Personal Profiles

- Designprofil Linea mit filigraner Ansicht bei hoher statischer Leistung
- Für individuelle und ästhetische Ansprüche
- Ertüchtigung möglich durch eingeschobenen Flachstahl
- Profil integriert im vorhandenen VISS System und Anschluss ohne Benutzung von Sonderteilen

VISS Linea / Personal Profiles

- Profilé design Linea à face fine pour une haute performance statique
- Pour des exigences spécifiques et esthétiques
- Peut être renforcé par l'insertion de plaques en acier
- Profilé intégré dans le système VISS existant et raccordement sans utilisation de pièces spéciales

VISS Linea / Personal profiles

- Linea design profile with slimline sightlines and high structural performance
- For individual and aesthetic requirements
- Can be reinforced by inserting steel plates
- Profile integrated in existing VISS system and attachment without the use of special parts



VISS Sonnenschutz

- Abgestimmt auf das VISS System
- Im Sinne der Nachhaltigkeit erlaubt der Sonnenschutz eine energieeffiziente Planung
- Ein angenehmes Klima für die Nutzer durch den optimalen Sonnenschutz

VISS Protection solaire

- Adapté au système VISS
- Conformément au principe de durabilité, la protection solaire permet une planification qui tient compte de l'efficacité énergétique
- Climat agréable pour le personnel grâce à la protection solaire optimale

VISS sun shading

- Tailored to the VISS system
- In terms of sustainability, the sun shading facilitates energy-efficient planning
- Optimum sun shading provides a pleasant climate for the employees



VISS Fassadentür


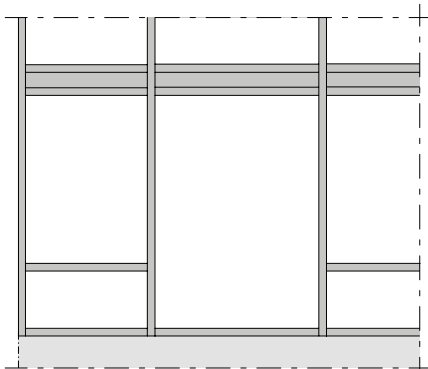

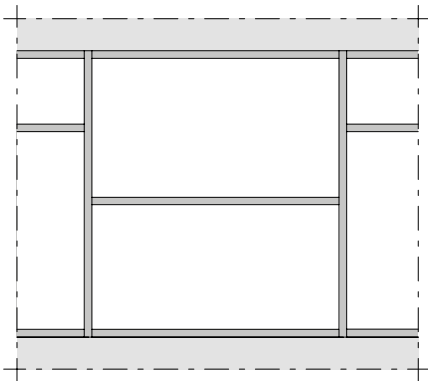

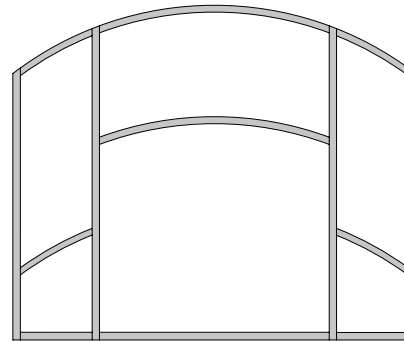
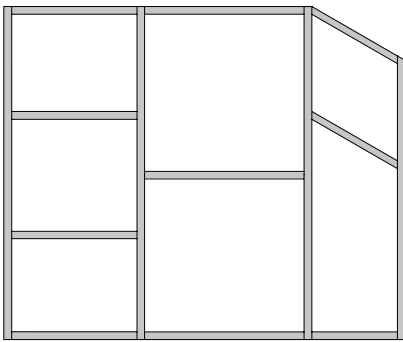
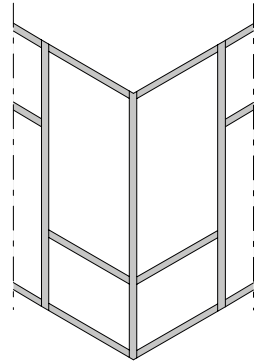
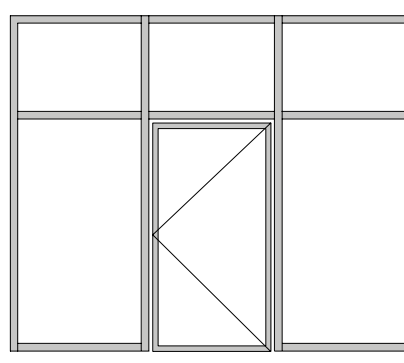

- Erscheinungsbild identisch mit Fassadenkonstruktion
- variable Türgrößen, je nach Profilwahl und Einsatzgebiet bis 6 m Höhe möglich
- Grossflächige Drehtür als Servicetür oder als Durchgang für Transportzwecke, z.B. bei Ausstellungen, Autohäuser, Museen, Atrien, etc.

VISS Porte de façade

- Se fond dans la construction de la façade
- Différentes dimensions de porte possibles jusqu'à une hauteur de 6 m suivant le choix du profilé et le domaine d'application
- Porte pivotante de grande surface servant de porte de service ou de passage pour transporter le nécessaire, par exemple pour les expositions, les garages, les musées, les atriums, etc.

VISS façade door

- Appearance identical to façade construction
- Variable door sizes of up to 6 m in height possible depending on the choice of profiles and the area of use
- Large side-hung door as service door or as access route for transport purposes, e.g. for expeditions, car dealerships, museums, atriums etc.



Jansen Docu Center

Die Plattform zum effizienten Arbeiten mit Jansen Dokumentationen. Im Jansen Docu Center stehen alle Produktinformationen jederzeit digital in der aktuellsten Version zur Verfügung: von Architekten-Informationen über Bestell- und Fertigungskatalogen bis hin zu Anleitungen und Prospekten sowie Videos.

Die Inhalte können einfach und schnell aufgerufen werden. Ein für den Anwender komfortables papierloses Arbeiten, das zahlreiche Vorteile bietet.

Download CAD Daten

DXF

DWG

Sie können die Zeichnungen in den Formaten DXF und/oder DWG herunterladen. Klicken Sie auf das entsprechende Icon und der Download erfolgt.

Die Hinweise «Artikelbibliothek/Türbeschläge/Fensterbeschläge» bedeuten, dass Sie mit einem Klick die gesamte Artikelbibliothek des entsprechenden Systems herunterladen (Profile, Beschläge, Glasleisten, Zubehör etc.).

Info und Beratung

Gerne beraten wir Sie persönlich und stehen Ihnen bei Fragen zur Verfügung. Bitte schreiben Sie uns Ihre Anliegen an: info@jansen.com

Jansen Docu Center

La plate-forme pour travailler efficacement avec les documentations Jansen. Le Jansen Docu Center met à votre disposition les informations sur les produits, en format numérique et dans une version actualisée: des catalogues de commande et de fabrication aux instructions et prospectus, en passant par les informations destinées aux architectes et vidéos.

Les contenus sont facilement et rapidement accessibles. Une manière de travailler confortable et offrant de nombreux avantages.

Télécharger fichiers DAO

DXF

DWG

Vous pouvez télécharger les dessins aux formats DXF et/ou DWG. Cliquez sur l'icône correspondante et le téléchargement s'effectuera.

Les indications «Bibliothèque des articles/Ferures de porte/Ferrures de fenêtres» signifie que vous téléchargez la totalité de la bibliothèque des articles du système donné (profilés, ferrures, parcloles, accessoires etc.).

Info et conseils

Nous vous conseillons volontiers individuellement et sommes à votre disposition si vous avez des questions à poser. Veuillez nous envoyer votre requête à: info@jansen.com

Jansen Docu Center

The platform for working efficiently with Jansen documentation. The latest version of all the product information is available digitally at any time in the Jansen Docu Center – from order and fabrication manuals to architect information, instructions and brochures and videos.

The content can be retrieved quickly and easily. The user can work conveniently without paper, which has numerous benefits.

Download CAD files

DXF

DWG

You can download the drawings in DXF and/or DWG format. Click on the relevant icon to begin the download.

The items «Article library/Door fittings/Window fittings» means that you download the entire article library for the corresponding system with one click (profiles, fittings, glazing beads, accessories etc.).

Information and advice

We would be delighted to provide you with advice in person and are available to answer any questions you may have. Please write to us with your queries at: info@jansen.com

Profile 50 mm (Masstab 1:3)

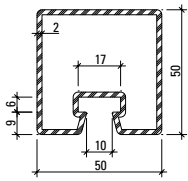
Profils 50 mm (échelle 1:3)

Profiles 50 mm (scale 1:3)

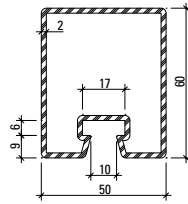
VISS Fassade

VISS façade

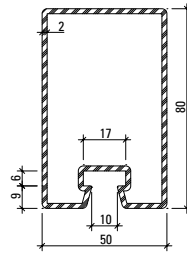
VISS façade



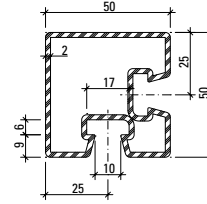
76.694
76.694 Z



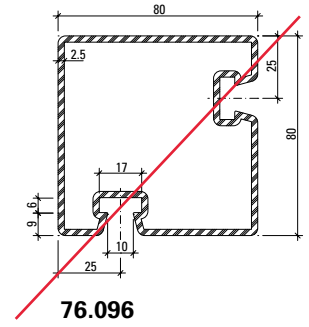
76.671
76.671 Z



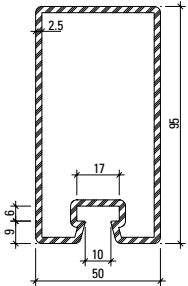
76.696
76.696 Z



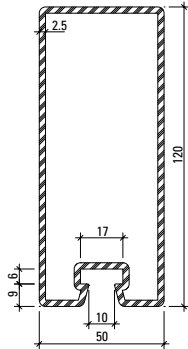
76.094



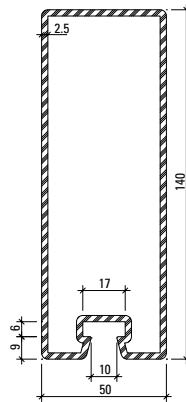
~~**76.096**~~



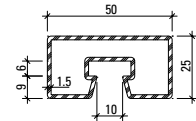
76.697
76.697 Z



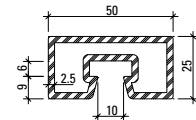
76.679
76.679 Z



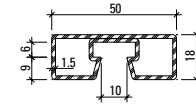
76.666
76.666 Z



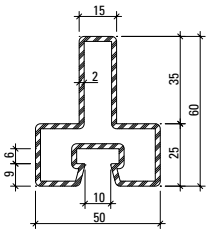
76.682



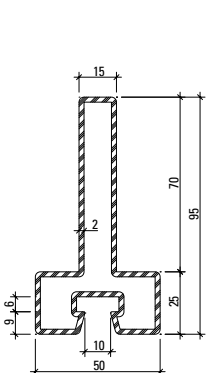
76.680



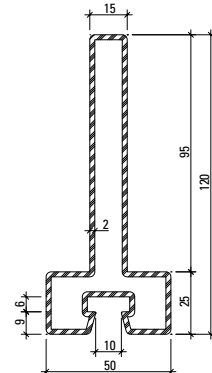
76.692



76.114



76.115



76.116

Profil-Nr.	G kg/m	F cm ²	I _x cm ⁴	W _x cm ³	I _y cm ⁴	W _y cm ³	U m ² /m	L mm
76.094	4,090	5,2	15,2	5,8	15,2	5,8	0,280	6000
76.096	7,437	9,5	83,8	20,5	83,8	20,5	0,391	6000
76.666	7,910	10,1	241,3	32,3	43,7	17,5	0,412	6500
76.671	3,860	4,9	23,3	7,2	17,3	6,9	0,260	6500
76.679	7,120	9,1	162,2	25,2	37,9	15,2	0,373	6500
76.680	3,390	4,3	3,2	2,4	11,1	4,4	0,182	6100
76.682	2,120	2,7	2,2	1,7	7,2	2,9	0,190	6000
76.692	1,900	2,5	0,9	1,0	5,9	2,4	0,176	6000
76.694	3,500	4,5	14,7	5,6	15,0	6,0	0,240	6500
76.696	4,450	5,7	47,6	11,1	21,9	8,8	0,300	6500
76.697	6,100	7,9	90,2	17,6	31,0	12,4	0,330	6500
76.114	3,820	4,9	15,4	4,1	9,8	3,9	0,251	6000
76.115	4,920	6,3	54,8	9,3	10,4	4,2	0,321	6000
76.116	5,710	7,3	105,0	14,3	10,8	4,3	0,371	6000

Profile 60 mm (Massstab 1:3)

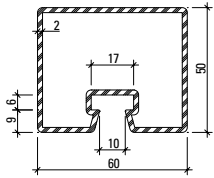
Profils 60 mm (échelle 1:3)

Profiles 60 mm (scale 1:3)

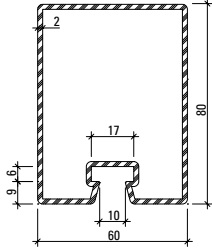
VISS Fassade

VISS façade

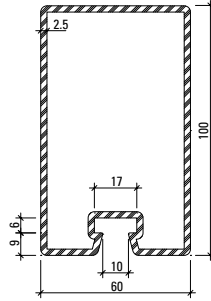
VISS façade



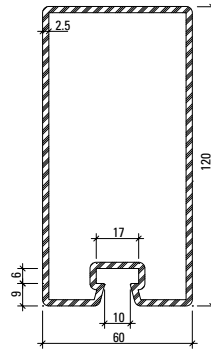
76.695
76.695 Z



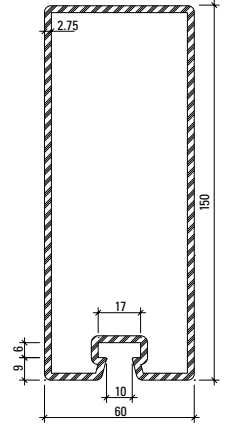
76.678
76.678 Z



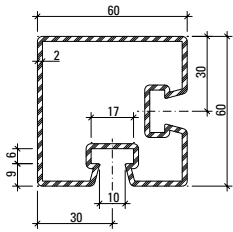
76.684
76.684 Z



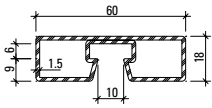
76.698
76.698 Z



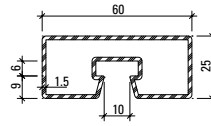
76.667
76.667 Z



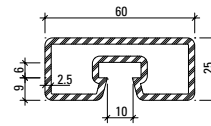
76.095



76.693



76.683

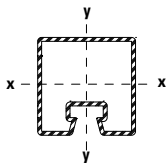


76.681

Artikelbibliothek
Bibliothèque des articles
Article library

DXF **DWG**

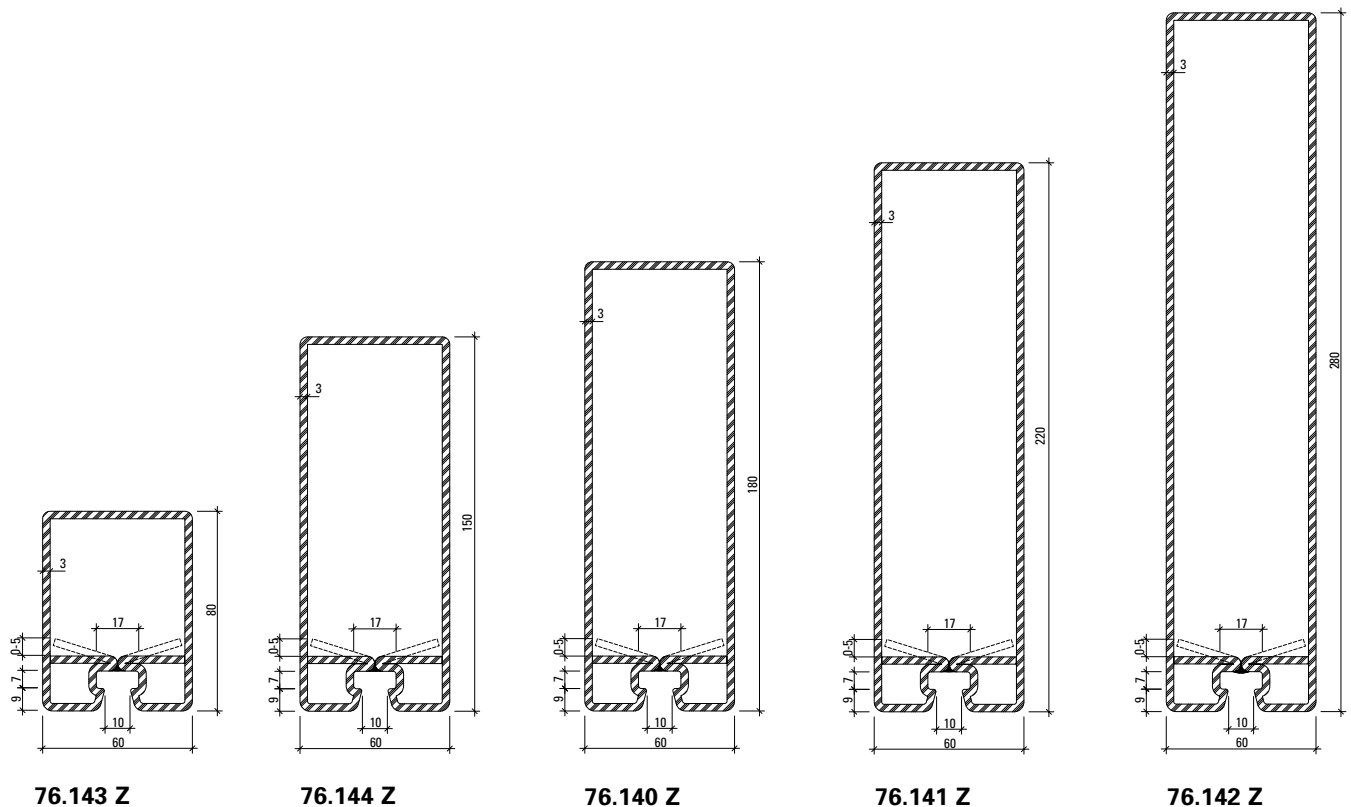
Stabachse
Axe de la barre
Bar axis



Profil-Nr.	G kg/m	F cm ²	I _x cm ⁴	W _x cm ³	I _y cm ⁴	W _y cm ³	U m ² /m	L mm
76.095	4,750	6,1	27,2	8,6	27,2	8,6	0,311	6000
76.667	9,530	12,1	342,8	43,0	75,1	25,0	0,452	6500
76.678	4,800	6,1	53,9	12,6	32,8	11,0	0,320	6500
76.681	3,790	4,8	3,8	2,9	17,3	5,8	0,202	6100
76.683	2,360	3,0	2,6	2,0	11,1	3,7	0,210	6000
76.684	6,730	8,6	114,1	21,3	48,3	16,1	0,352	6500
76.693	2,140	2,8	1,3	1,3	9,3	3,1	0,196	6000
76.695	3,800	4,9	17,2	6,5	22,9	7,6	0,260	6500
76.698	7,500	9,7	179,6	28,0	56,6	18,9	0,400	6500

Profile 60 mm (Masstab 1:3)
 Profils 60 mm (échelle 1:3)
 Profiles 60 mm (scale 1:3)

VISS Fassade
 VISS façade
 VISS façade



Aufgrund von Fertigungstoleranzen kann die Lage des Rückbogens von 0 bis 5 mm variieren.

En raison des tolérances de fabrication, la position du segment coudé peut varier de 0 à 5 mm.

Due to fabrication tolerances, the position of the rear arch may vary between 0 and 5 mm.

Oberfläche/Werkstoff

Artikel-Nr.

ohne Zusatz = blank

mit Z = bandverzinkter Stahl

Surface/Matériau

No. d'article

sans supplément = brut

avec Z = bandes d'acier zinguées

Surface/Material

Part no.

without addition = bright

with Z = galvanised strip

Artikelbibliothek
 Bibliothèque des articles
 Article library

DXF **DWG**

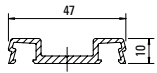
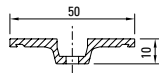
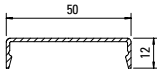
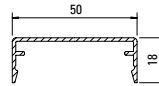
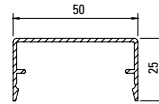
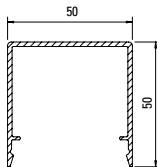
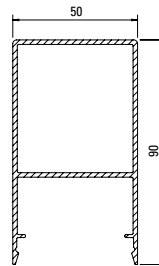
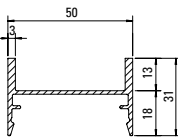
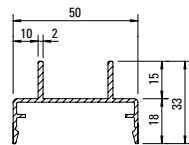
Profil-Nr.	G kg/m	F cm ²	I _x cm ⁴	W _x cm ³	I _y cm ⁴	W _y cm ³	U m ² /m	L mm
76.140 Z	12,946	16,47	649,2	64,3	100,0	33,2	0,516	8000
76.141 Z	14.833	18.87	1090,2	89,1	119,1	39,7	0,596	8000
76.142 Z	17,662	22,5	2041,7	132,7	148,4	49,5	0,716	10000
76.143 Z	8.340	10.62	80,4	17,9	50,8	16,9	0,316	6500
76.144 Z	11.630	14.82	406,0	47,9	85,0	28,3	0,456	6500

Deckprofile 50 mm (Masstab 1:3)**Profils de recouvrement 50 mm (échelle 1:3)****Cover sections 50 mm (scale 1:3)**

VISS Fassade

VISS façade

VISS façade

**407.800****407.821****407.823****407.860****407.861****407.862****407.863****407.864****407.900****407.911****Werkstoff**

Aluminium EN AW 6060 T66 roh, leicht eingeölt

Matériau

Aluminium EN AW 6060 T66 brut, légèrement huilé

Material

Aluminium EN AW 6060 T66 mill finish, slightly oiled

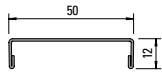
Profil-Nr.	G kg/m	U m ² /m	P m ² /m	L mm
407.800	0,414	0,160		6000
407.821	0,440	0,143	0,067	6000
407.823	0,076	0,043	0,019	6000
407.860	0,266	0,147	0,072	6000

Profil-Nr.	G kg/m	U m ² /m	P m ² /m	L mm
407.861	0,341	0,185	0,084	6000
407.862	0,394	0,213	0,098	6000
407.863	0,660	0,313	0,148	6000
407.864	1,344	0,360	0,228	6000
407.900	0,556	0,240	0,138	6000
407.911	0,510	0,245	0,146	6000

Deckprofile 50 mm (Massstab 1:3)
Profils de recouvrement 50 mm (échelle 1:3)
Cover sections 50 mm (scale 1:3)

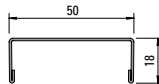
VISS Fassade
 VISS façade
 VISS façade

Edelstahl-Abdeckprofile
Werkstoff 1.4301 (AISI 304)
 geschliffen, Korn 220/240,
 mit Schutzfolie



400.860

Profilé de recouvrement acier Inox
Qualité 1.4301 (AISI 304)
 meulé, degré 220/240,
 avec feuille de protection

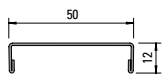


400.861

Stainless steel cover sections
Material 1.4301 (AISI 304)
 polished, grain 220/240,
 with protective film

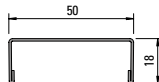


Edelstahl-Abdeckprofile
Werkstoff 1.4401 (AISI 316)
 geschliffen, Korn 220/240,
 mit Schutzfolie



400.862

Profilé de recouvrement acier Inox
Qualité 1.4401 (AISI 316)
 meulé, degré 220/240,
 avec feuille de protection



400.863

Stainless steel cover sections
Material 1.4401 (AISI 316)
 polished, grain 220/240,
 with protective film



Profil-Nr.	G kg/m	L mm
400.860	0,644	6000
400.861	0,734	6000

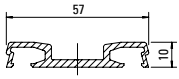
Profil-Nr.	G kg/m	L mm
400.862	0,652	6000
400.863	0,744	6000

Artikelbibliothek
 Bibliothèque des articles
 Article library

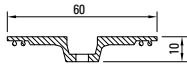
DXF **DWG**

Deckprofile 60 mm (Massstab 1:3)
Profils de recouvrement 60 mm (échelle 1:3)
Cover sections 60 mm (scale 1:3)

VISS Fassade
 VISS façade
 VISS façade



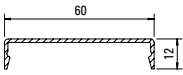
407.802



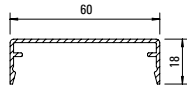
407.822



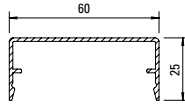
407.823



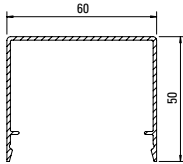
407.865



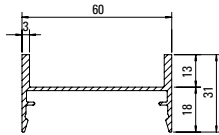
407.866



407.867



407.868



407.901

Werkstoff

Aluminium EN AW 6060 T66 roh, leicht eingeölt

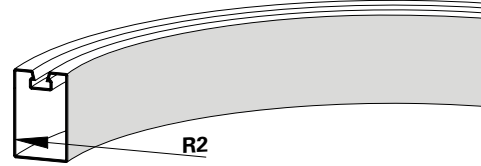
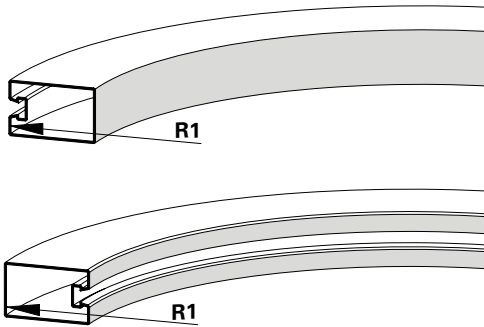
Matériau

Aluminium EN AW 6060 T66 brut, légèrement huilé

Material

Aluminium EN AW 6060 T66 mill finish, slightly oiled

Profil-Nr.	G kg/m	U m ² /m	P m ² /m	L mm
407.802	0,558	0,190		6000
407.822	0,530	0,163	0,051	6000
407.823	0,076	0,043	0,019	6000
407.865	0,304	0,167	0,082	6000
407.866	0,379	0,205	0,094	6000
407.867	0,432	0,223	0,108	6000
407.868	0,750	0,330	0,160	6000
407.901	0,590	0,255	0,148	6000



Profil Profilé Profile	R1 mm	R2 mm
76.666	3000	1000
76.667	3800	2000
76.671	1000	1000
76.678	2000	1100
76.679	2600	1000
76.684	2200	1300
76.694	700	700
76.695	1300	1000
76.696	2000	800
76.697	2200	900
76.698	2500	2500

Profil Profilé Profile	R1 mm	R2 mm
76.680	500	500
76.681	500	500
76.683	700	750
76.692	600	
76.693	600	

Hinweis:

Alle Profile sind auch in verzinkter Ausführung (Z) biegebar.

Beim Biegen von engen Radien kann sich die VISS-Nute verjüngen.

Remarque:

Tous les profilés sont également cintrables en exécution galvanisée (Z).

La rainure VISS peut s'amincir lors du cintrage pour des rayons serrés.

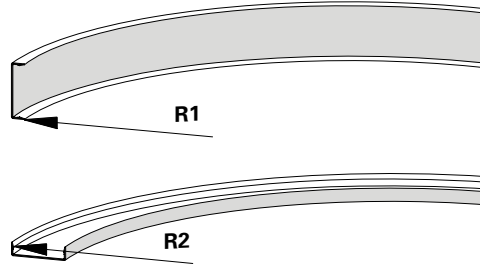
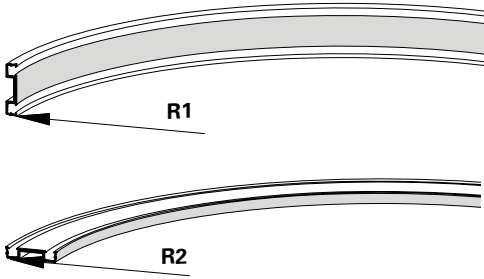
Note:

All profiles can also be bent into curves in the galvanised finish (Z).

The VISS flute might be tapered down when bending narrow radii.

Biegeradien
Travaux de cintrage
Bending data

VISS Fassade
 VISS façade
 VISS façade



Profil Profilé Profile	R1 mm	R2 mm
400.800	800	1500
400.800 Z	800	1200
400.801 Z	800	1800
400.802	800	1500
400.802 Z	800	1500
400.803 Z	800	1800
407.800	500	1050
407.802	500	1100

Profil Profilé Profile	R1 mm	R2 mm
407.815	500	700
407.860	500	850
407.861	500	950
407.862	700	1250
407.865	500	1250
407.866	700	1300
407.867	700	1300

Schnittpunkte	Coupe de détails	Section details
Pfosten/Riegel-Details 50 mm	Détails montant/traverse 50 mm	Details mullion/transom 50 mm
Segment-Verglasung 50 mm	Vitrage segmenté 50 mm	Segmental glazing 50 mm
VISS Linea 50 mm	VISS Linea 50 mm	VISS Linea 50 mm
Flaches Deckprofil 50 mm	Profilé de recouvrement plat 50 mm	Flat cover cap 50 mm
VISS Linea 50 mm	VISS Linea 50 mm	VISS Linea 50 mm
Einfachverglasung 50 mm	Vitrage simple 50 mm	Single glazing 50 mm
Pfosten/Riegel-Details 60 mm	Détails montant/traverse 60 mm	Details mullion/transom 60 mm
Segment-Verglasung 60 mm	Vitrage segmenté 60 mm	Segmental glazing 60 mm
Flaches Deckprofil 60 mm	Profilé de recouvrement plat 60 mm	Flat cover cap 60 mm
Einfachverglasung 60 mm	Vitrage simple 60 mm	Single glazing 60 mm

Konstruktions-Details	Détails de constructions	Construction details
Einsatzelement Janisol HI	Élément de remplissage Janisol HI	Infill element Janisol HI
Einsatzelement Janisol-Türe	Élément de remplissage porte Janisol	Infill element Janisol door
Einsatzelement Janisol Primo	Élément de remplissage Janisol Primo	Infill element Janisol Primo
Einsatzelement Janisol Arte	Élément de remplissage Janisol Arte	Infill element Janisol Arte
Aussenecke 90°	Angle extérieur 90°	Outer corner 90°
Aussenecke 135°	Angle extérieur 135°	Outer corner 135°
Innenecke 135°	Angle intérieur 135°	Inner corner 135°

Anschlüsse am Bau	Raccords au mur	Attachment to structure
System-Hinweise	Indications du système	System instructions
U _f -Werte nach EN 10077-2	Valeurs U _f selon EN 10077-2	U _f values according to EN 10077-2

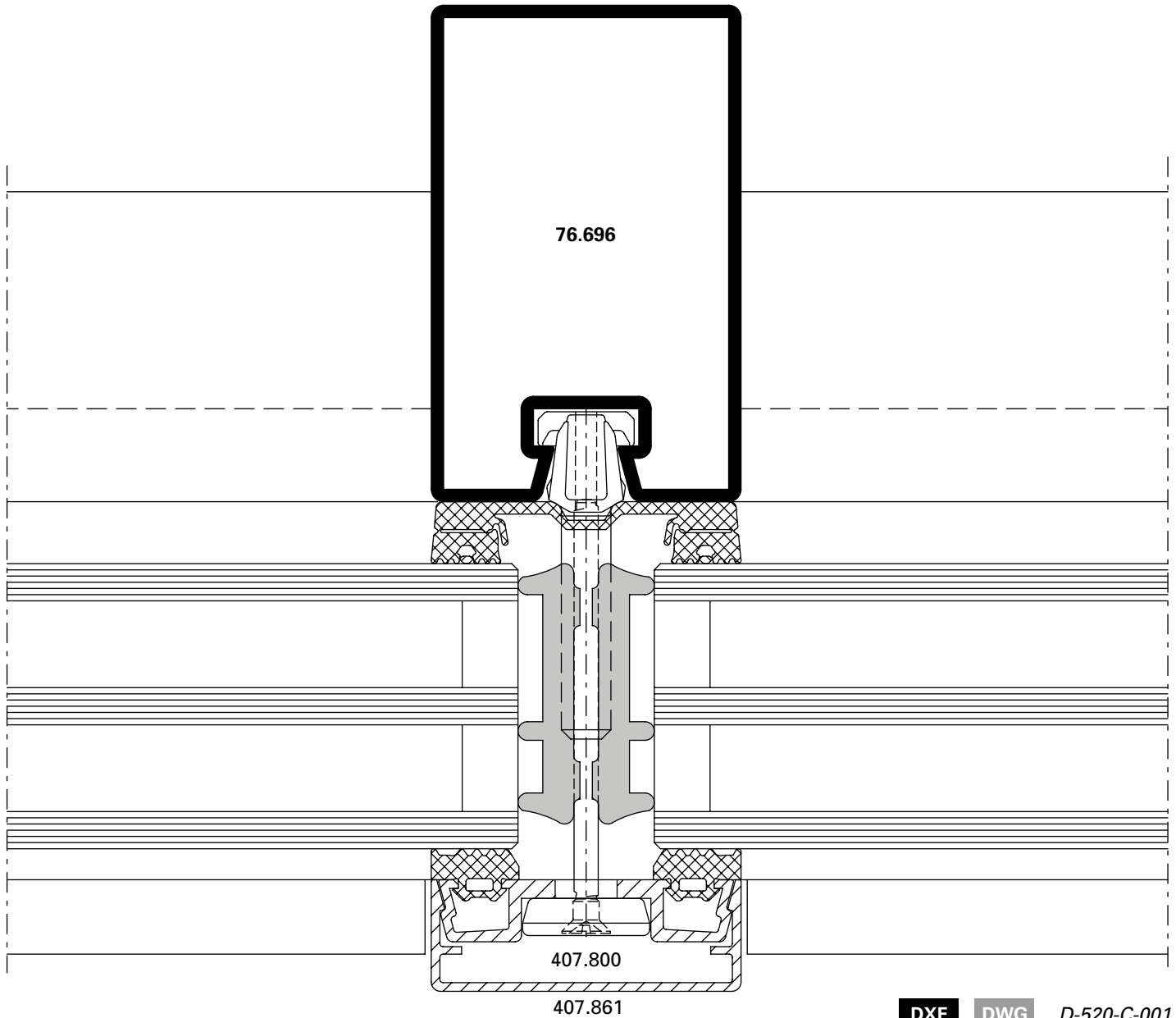
Schnittpunkte im Massstab 1:1
Coupe de détails à l'échelle 1:1
Section details on scale 1:1

VISS Fassade
VISS façade
VISS façade

VISS HI
Pfosten-Detail
Ansichtsbreite 50 mm

VISS HI
Détail du montant
Largeur de face 50 mm

VISS HI
Detail of mullion
Width 50 mm



DXF **DWG** D-520-C-001

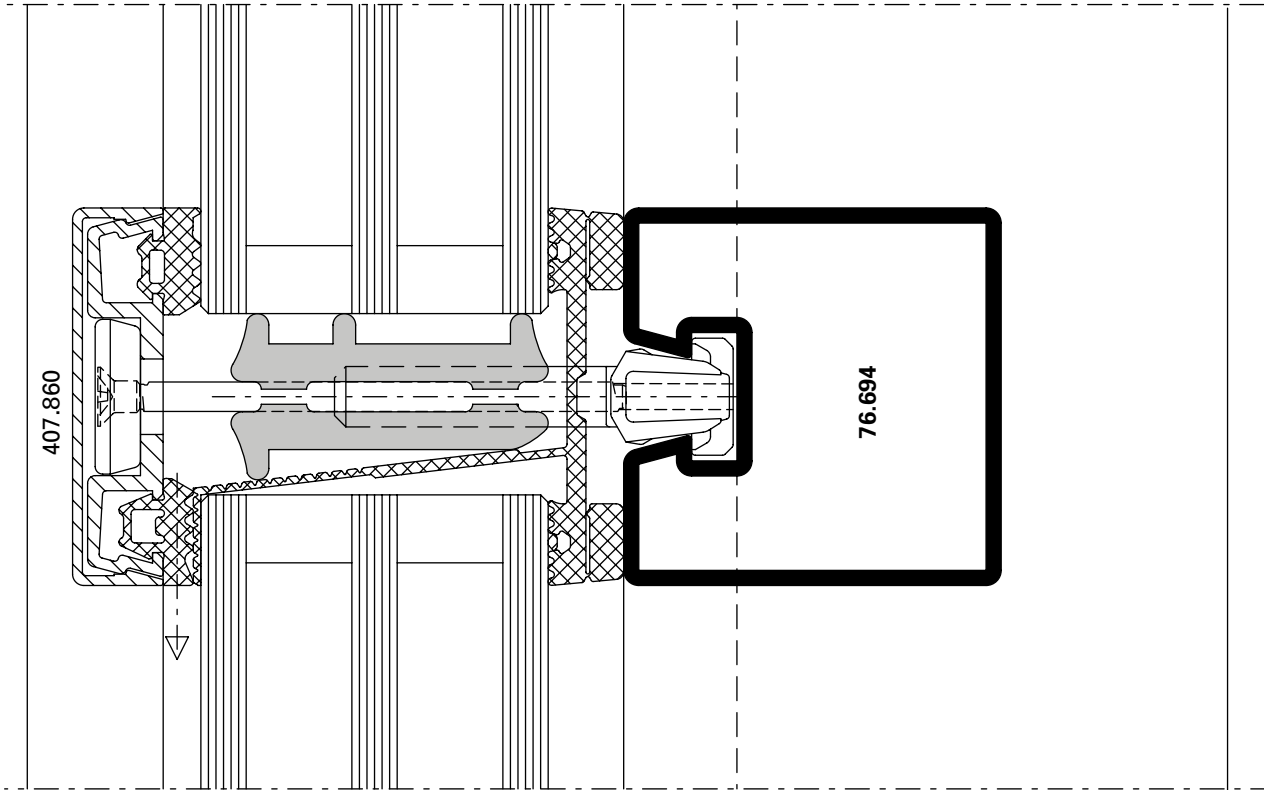
Schnittpunkte im Masstab 1:1
Coupe de détails à l'échelle 1:1
Section details on scale 1:1

VISS Fassade
VISS façade
VISS façade

VISS HI
Riegel-Detail
Ansichtsbreite 50 mm

VISS HI
Détail de la traverse
Largeur de face 50 mm

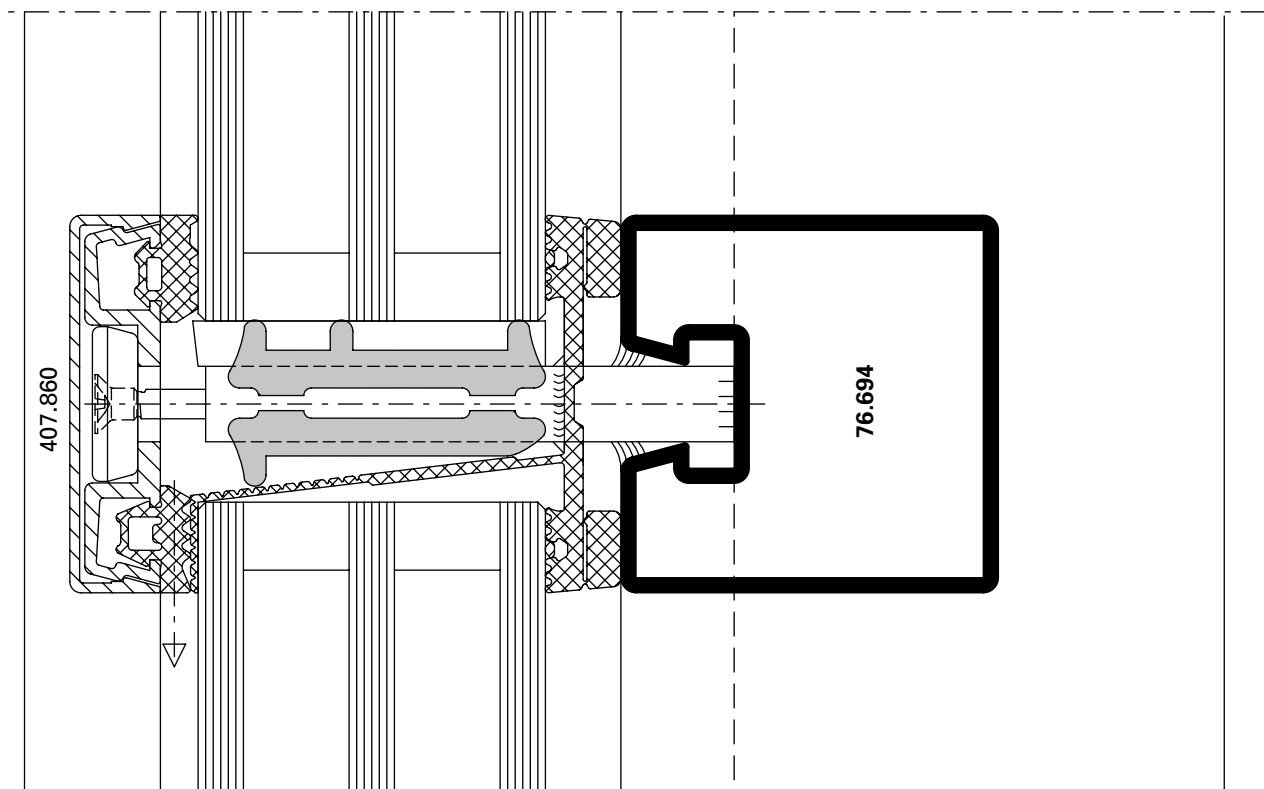
VISS HI
Detail of transom
Width 50 mm



D-520-C-002

DWG

DXF



D-520-C-003

DWG

DXF

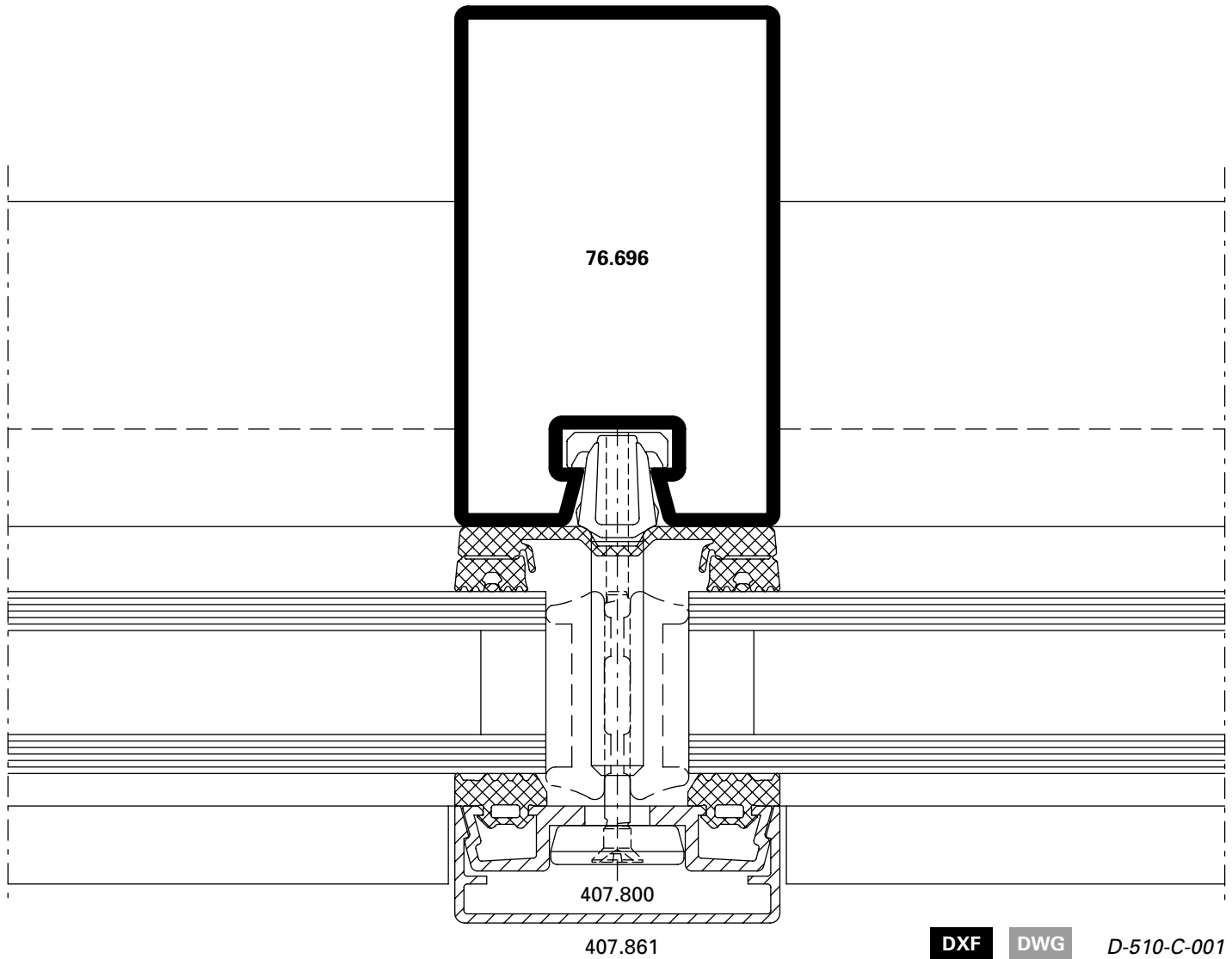
Schnittpunkte im Massstab 1:1
Coupe de détails à l'échelle 1:1
Section details on scale 1:1

VISS Fassade
VISS façade
VISS façade

Pfosten-Detail
Ansichtsbreite 50 mm

Détail du montant
Largeur de face 50 mm

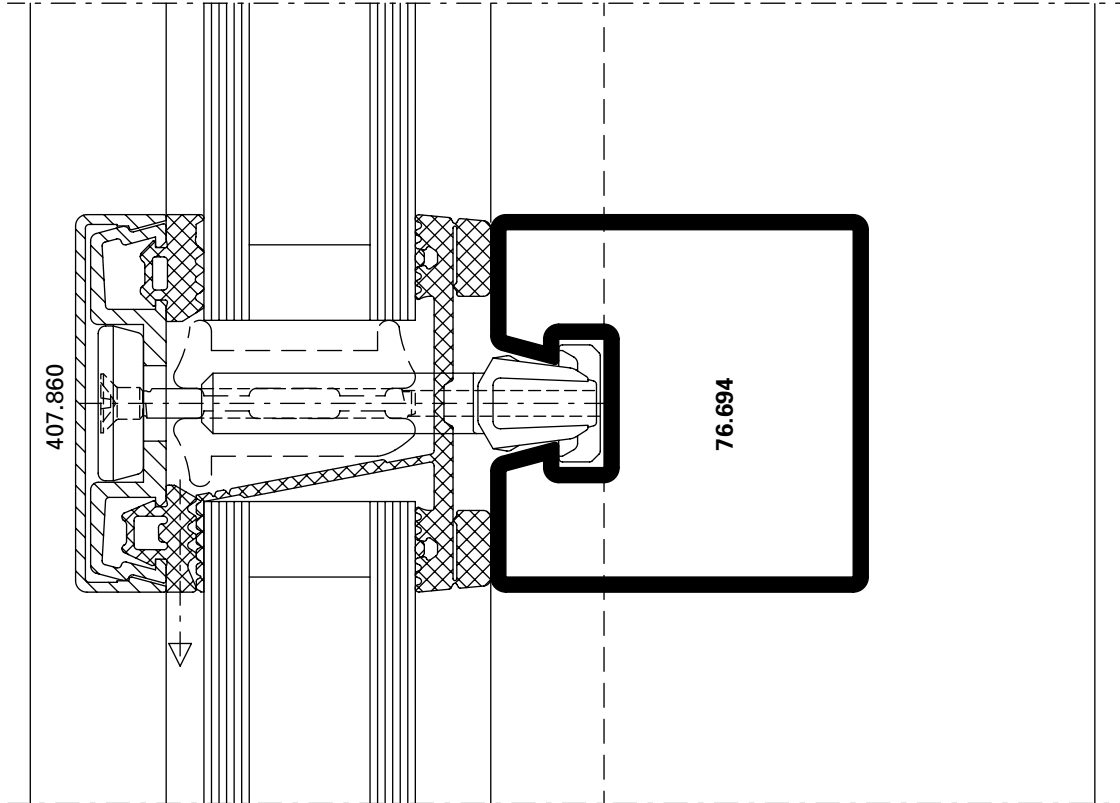
Detail of mullion
Width 50 mm



Riegel-Detail
Ansichtsbreite 50 mm

Détail de la traverse
Largeur de face 50 mm

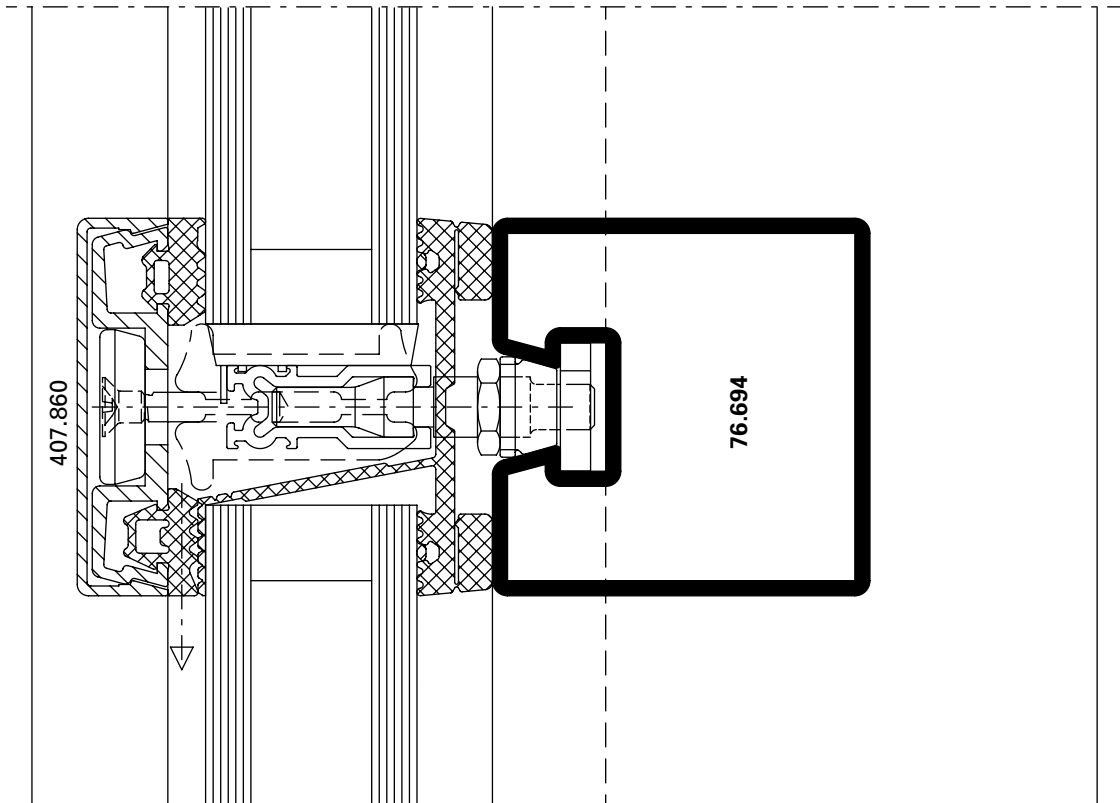
Detail of transom
Width 50 mm



D-510-C-002

DWG

DXF



D-510-C-003

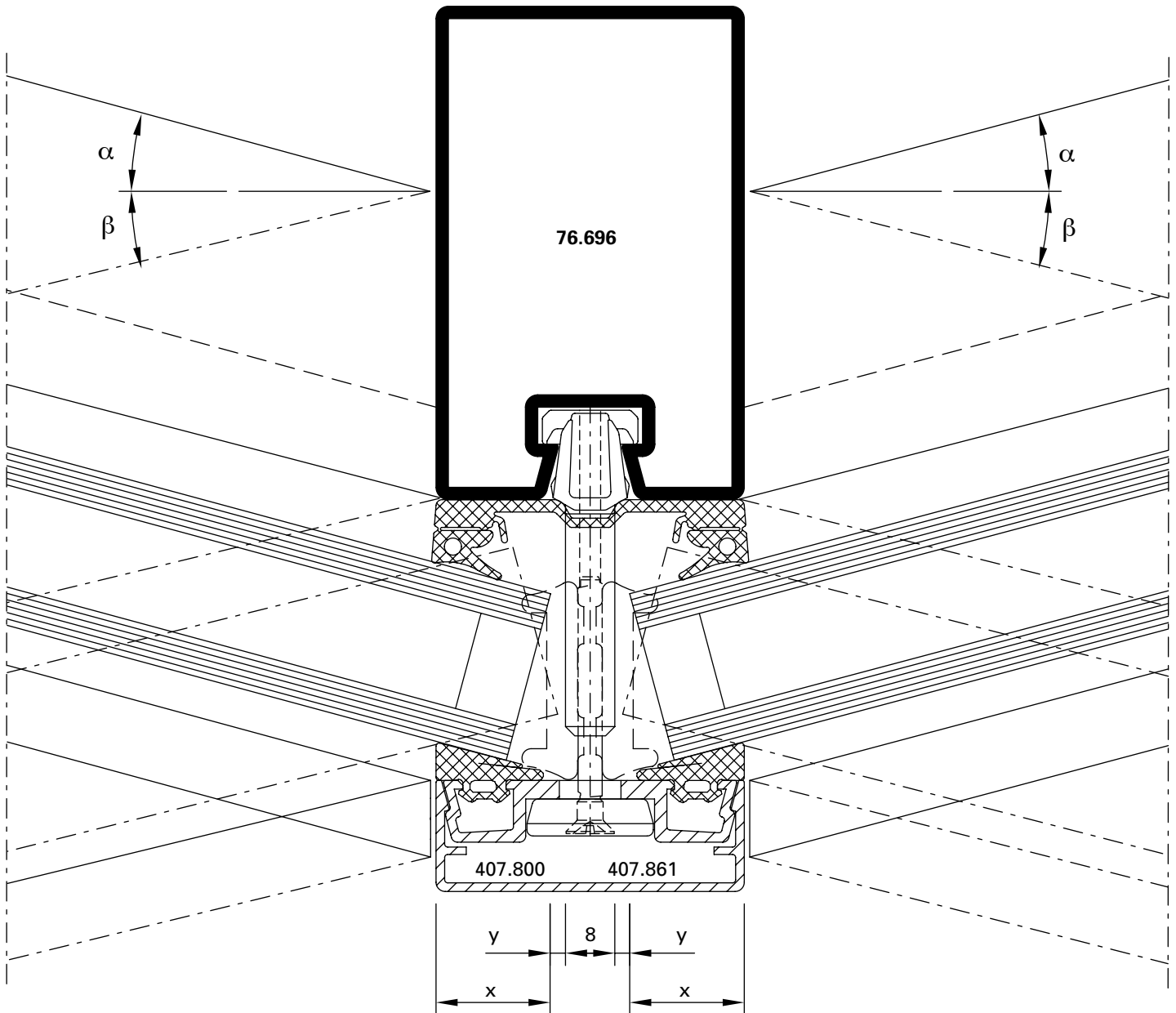
DWG

DXF

Pfosten-Detail
 Segmentverglasung 50 mm

Détail du montant
 Vitrage segmenté 50 mm

Detail of mullion
 Segmental glazing, width 50 mm



DXF DWG D-510-C-004

α β	Füllelement- dicke	X (max) mm	Y (min) mm
0 – 5°	20 – 45 mm	16	5
5 – 10°	20 – 35 mm	18	3
10 – 15°	20 – 24 mm	18	3

α β	Epaisseur du remplissage	X (max) mm	Y (min) mm
0 – 5°	20 – 45 mm	16	5
5 – 10°	20 – 35 mm	18	3
10 – 15°	20 – 24 mm	18	3

α β	Thickness of glass/panel	X (max) mm	Y (min) mm
0 – 5°	20 – 45 mm	16	5
5 – 10°	20 – 35 mm	18	3
10 – 15°	20 – 24 mm	18	3

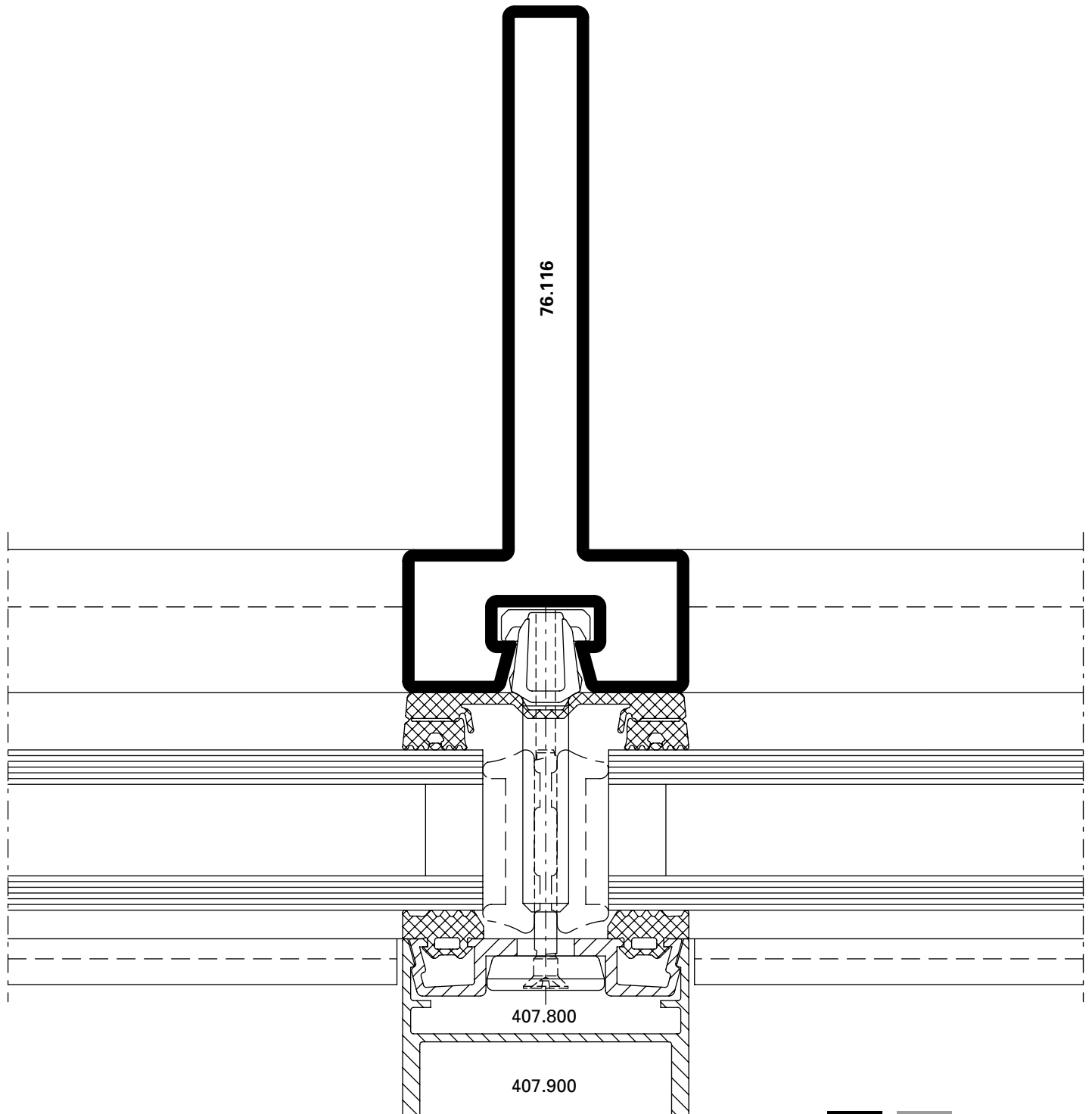
Schnittpunkte im Massstab 1:1
Coupe de détails à l'échelle 1:1
Section details on scale 1:1

VISS Fassade
VISS façade
VISS façade

Pfosten-Detail VISS Linea
Ansichtsbreite 50 mm

Détail du montant VISS Linea
Largeur de face 50 mm

Detail of mullion VISS Linea
Width 50 mm



DXF DWG D-510-C-016

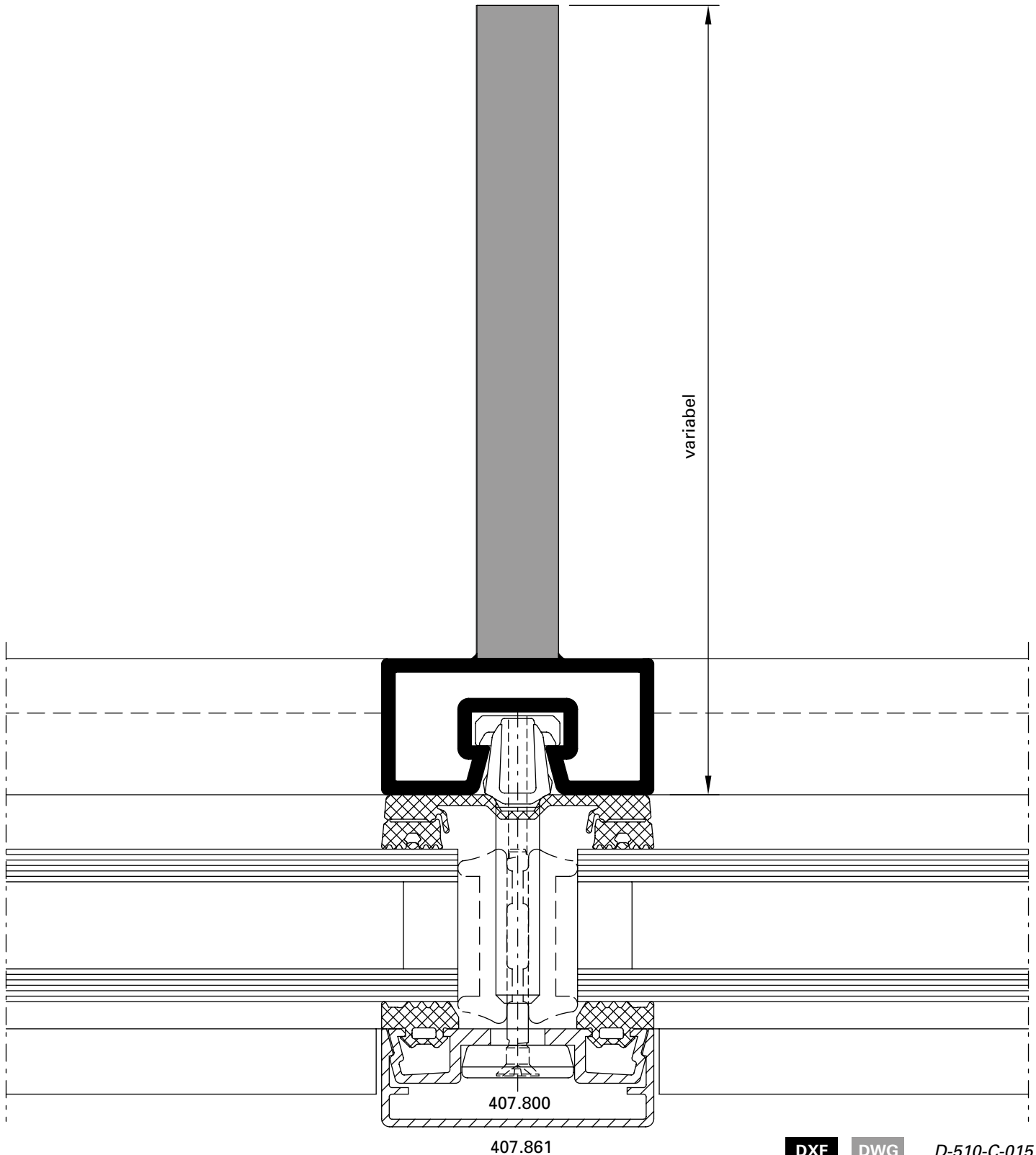
Schnittpunkte im Massstab 1:1
Coupe de détails à l'échelle 1:1
Section details on scale 1:1

VISS Fassade
VISS façade
VISS façade

Pfosten-Detail VISS Linea
Lasergeschweisst
Ansichtsbreite 50 mm

Détail du montant VISS Linea
Soudage au laser
Largeur de face 50 mm

Detail of mullion VISS Linea
Laser welding
Width 50 mm



DXF

DWG

D-510-C-015

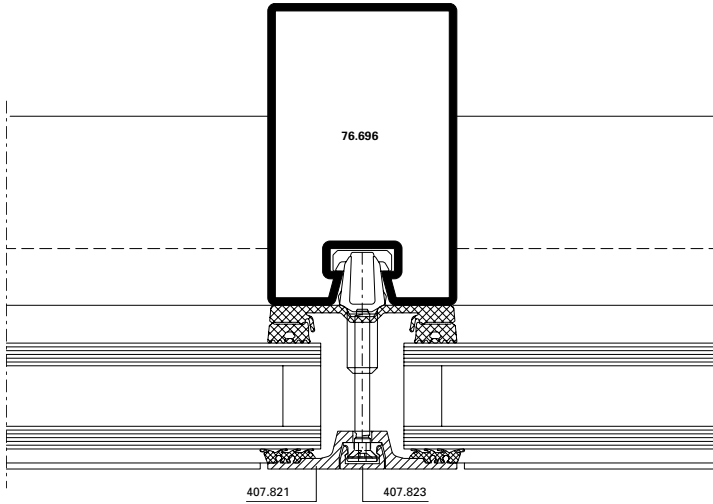
Schnittpunkte im Massstab 1:2
Coupe de détails à l'échelle 1:2
Section details on scale 1:2

VISS Fassade
VISS façade
VISS façade

Pfosten-Detail
Flaches Deckprofil
Ansichtsbreite 50 mm

Détail du montant
Profilé de recouvrement plat
Largeur de face 50 mm

Detail of mullion
Flat cover cap
Width 50 mm



DXF

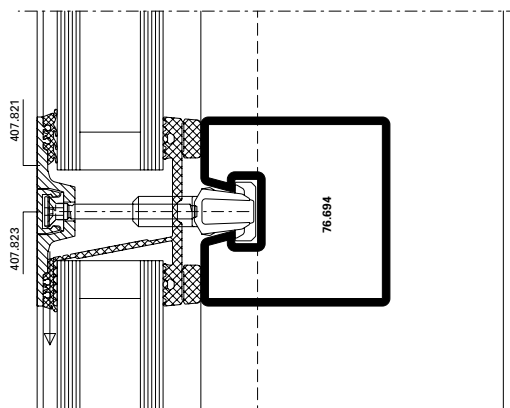
DWG

D-510-C-017

Riegel-Detail
Flaches Deckprofil
Ansichtsbreite 50 mm

Détail de la traverse
Profilé de recouvrement plat
Largeur de face 50 mm

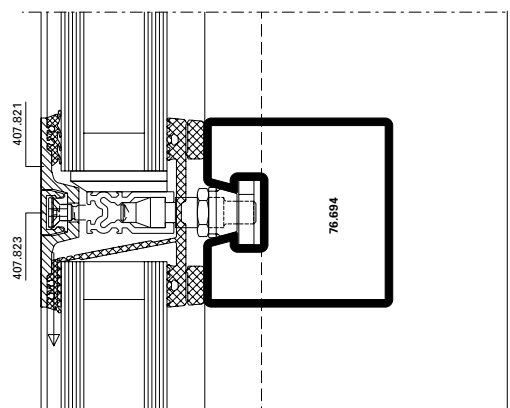
Detail of transom
Flat cover cap
Width 50 mm



D-510-C-018

DWG

DXF



D-510-C-019

DWG

DXF

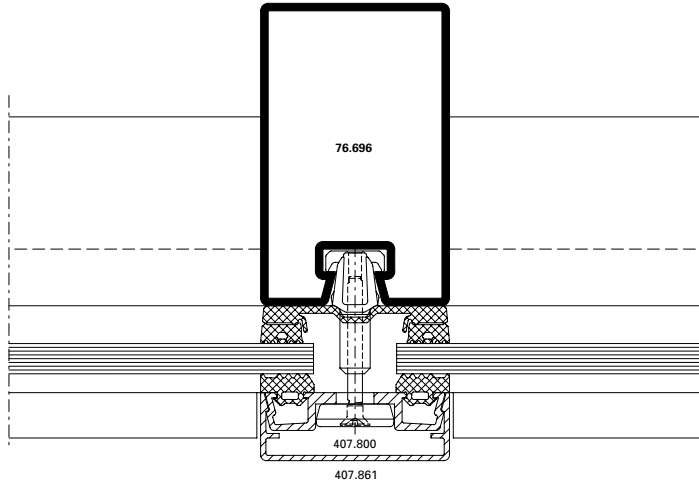
Schnittpunkte im Massstab 1:2
Coupe de détails à l'échelle 1:2
Section details on scale 1:2

VISS Fassade
VISS façade
VISS façade

Pfosten-Detail
Einfachverglasung
Ansichtsbreite 50 mm

Détail du montant
Vitrage simple
Largeur de face 50 mm

Detail of mullion
Single glazing
Width 50 mm



DXF

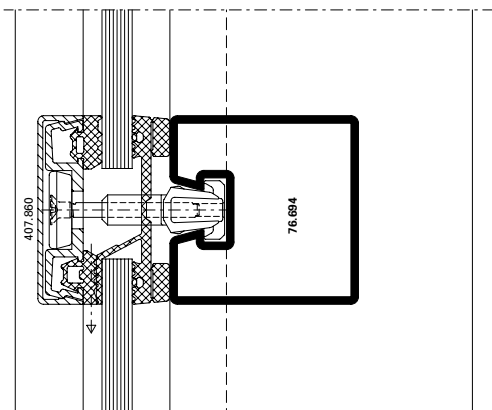
DWG

D-510-C-012

Riegel-Detail
Einfachverglasung
Ansichtsbreite 50 mm

Détail de la traverse
Vitrage simple
Largeur de face 50 mm

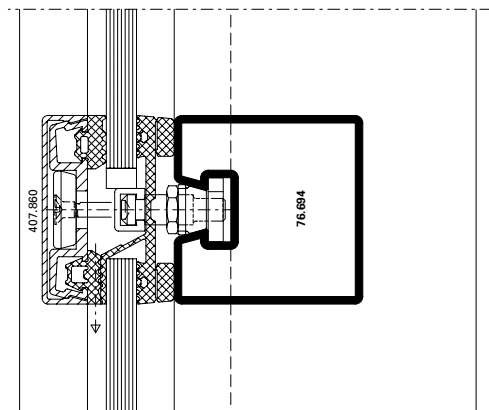
Detail of transom
Single glazing
Width 50 mm



D-510-C-013

DWG

DXF



D-510-C-014

DWG

DXF

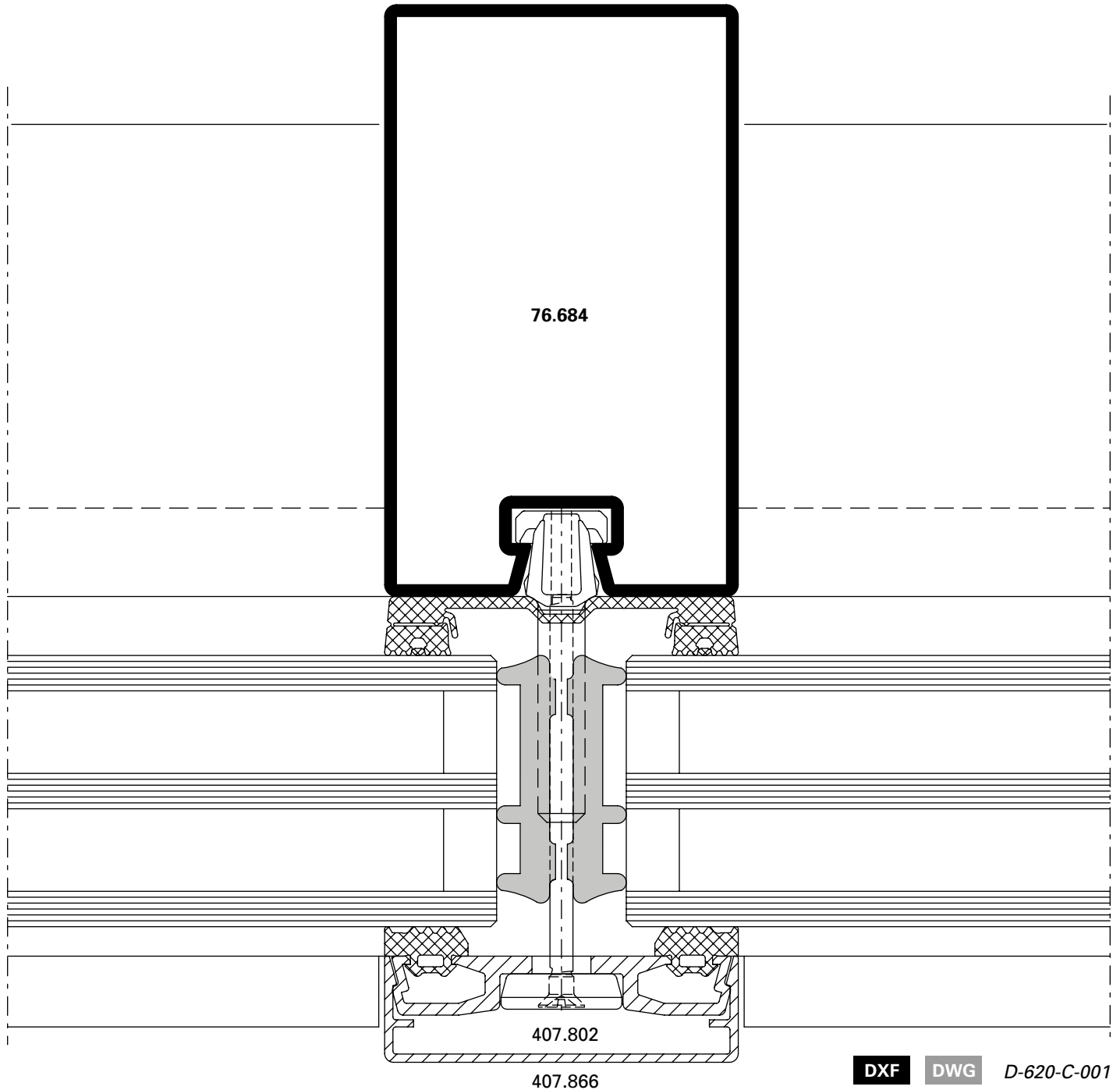
Schnittpunkte im Massstab 1:1
Coupe de détails à l'échelle 1:1
Section details on scale 1:1

VISS Fassade
VISS façade
VISS façade

VISS HI
Pfosten-Detail
Ansichtsbreite 60 mm

VISS HI
Détail du montant
Largeur de face 60 mm

VISS HI
Detail of mullion
Width 60 mm



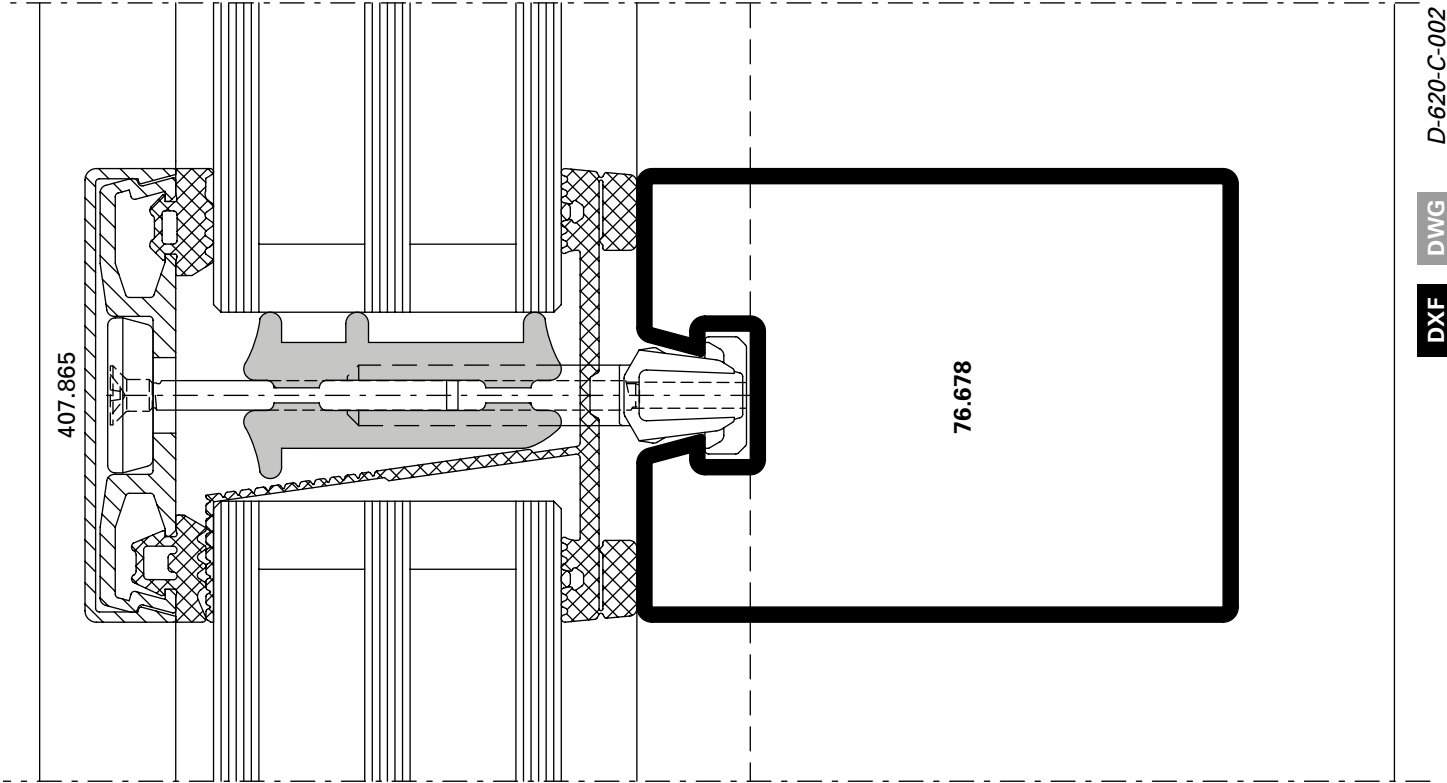
Schnittpunkte im Massstab 1:1
Coupe de détails à l'échelle 1:1
Section details on scale 1:1

VISS Fassade
VISS façade
VISS façade

VISS HI
Riegel-Detail
Ansichtsbreite 60 mm

VISS HI
Détail de la traverse
Largeur de face 60 mm

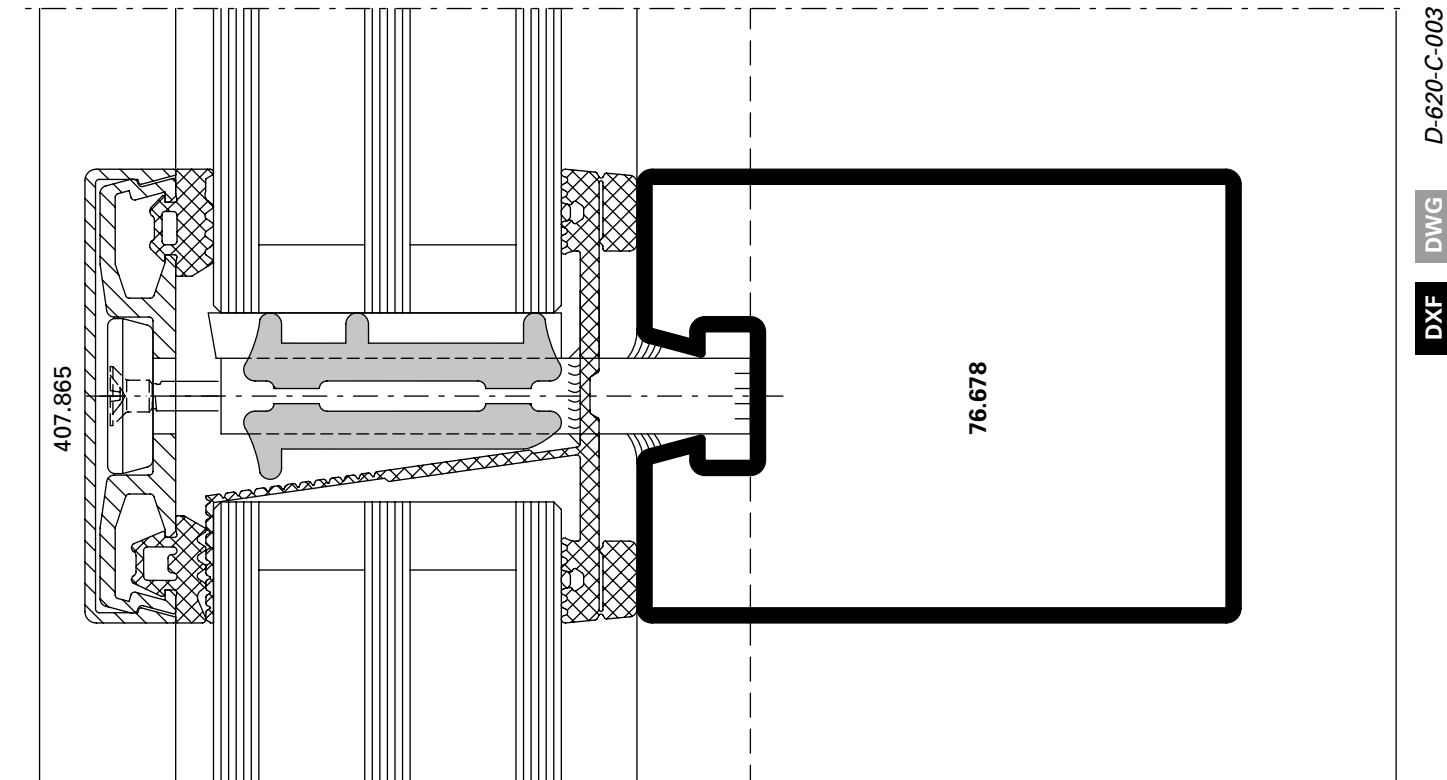
VISS HI
Detail of transom
Width 60 mm



DWG D-620-C-002

DWG

DXF



DWG D-620-C-003

DWG

DXF

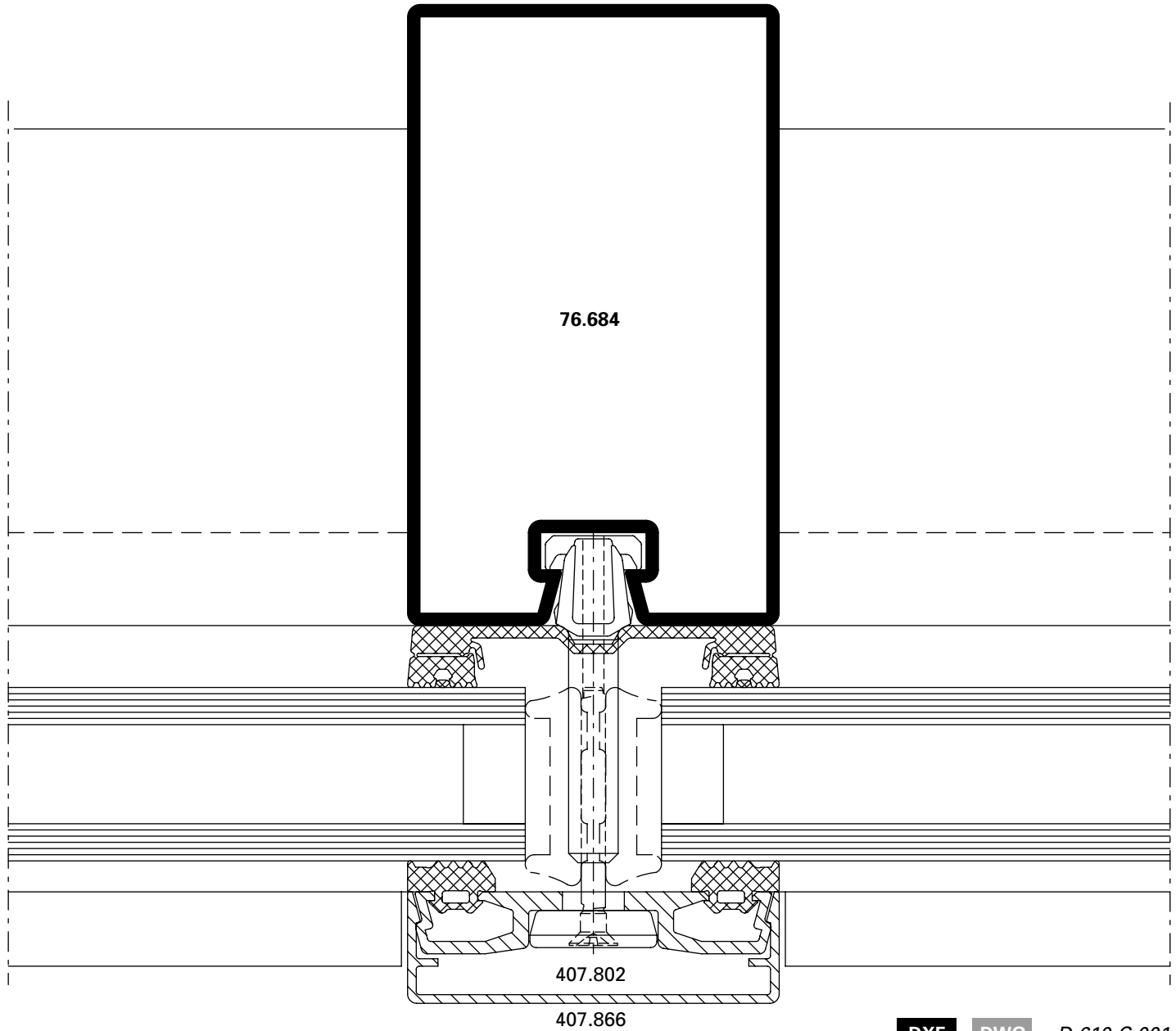
Schnittpunkte im Massstab 1:1
Coupe de détails à l'échelle 1:1
Section details on scale 1:1

VISS Fassade
VISS façade
VISS façade

Pfosten-Detail
Ansichtsbreite 60 mm

Détail du montant
Largeur de face 60 mm

Detail of mullion
Width 60 mm

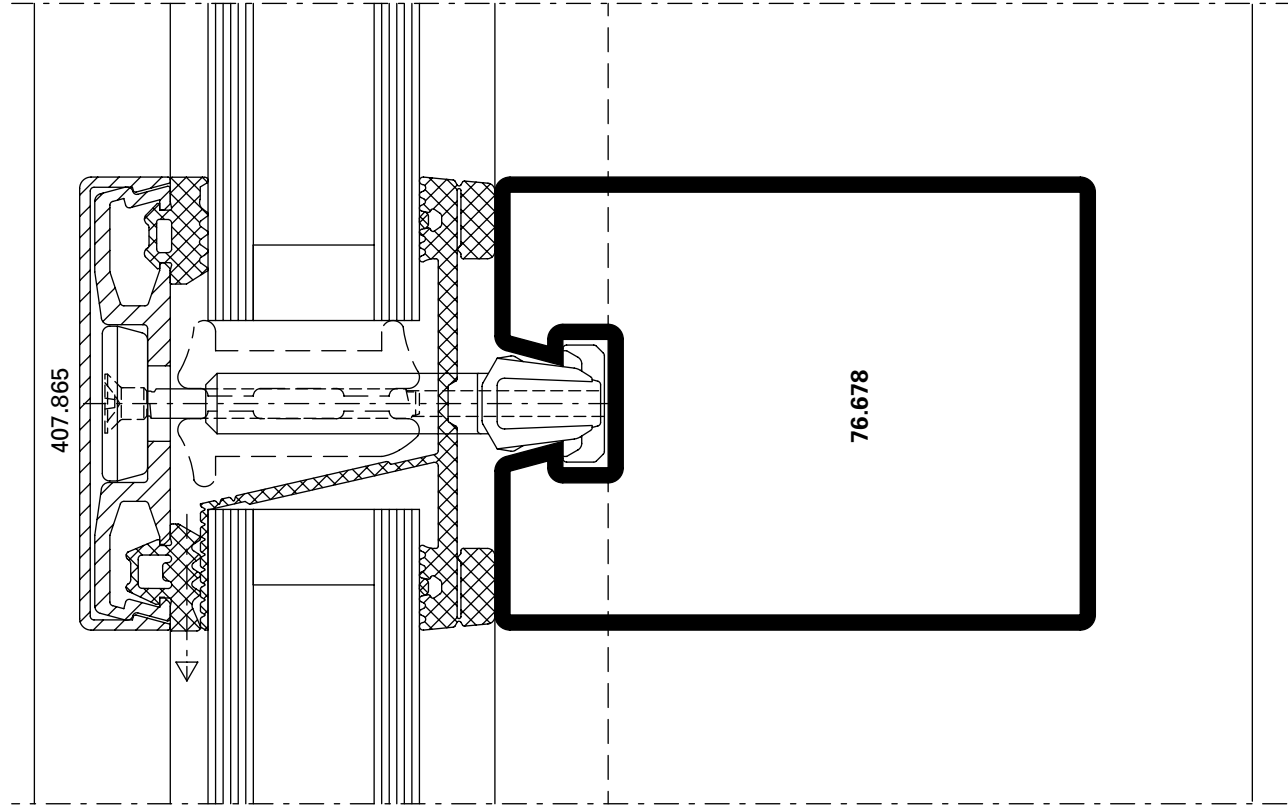


DXF **DWG** D-610-C-001

Riegel-Detail
Ansichtsbreite 60 mm

Détail de la traverse
Largeur de face 60 mm

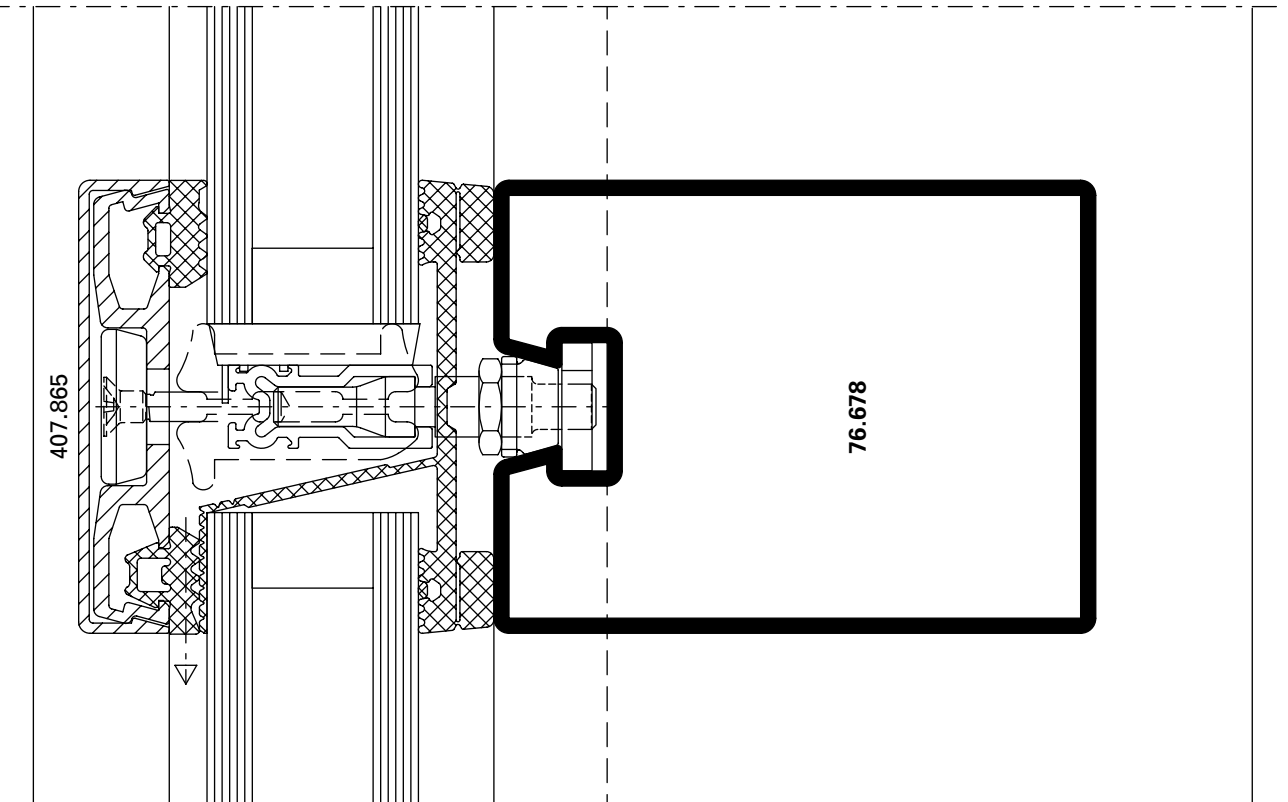
Detail of transom
Width 60 mm



DWG D-610-C-002

DWG

DXF



DWG D-610-C-003

DWG

DXF

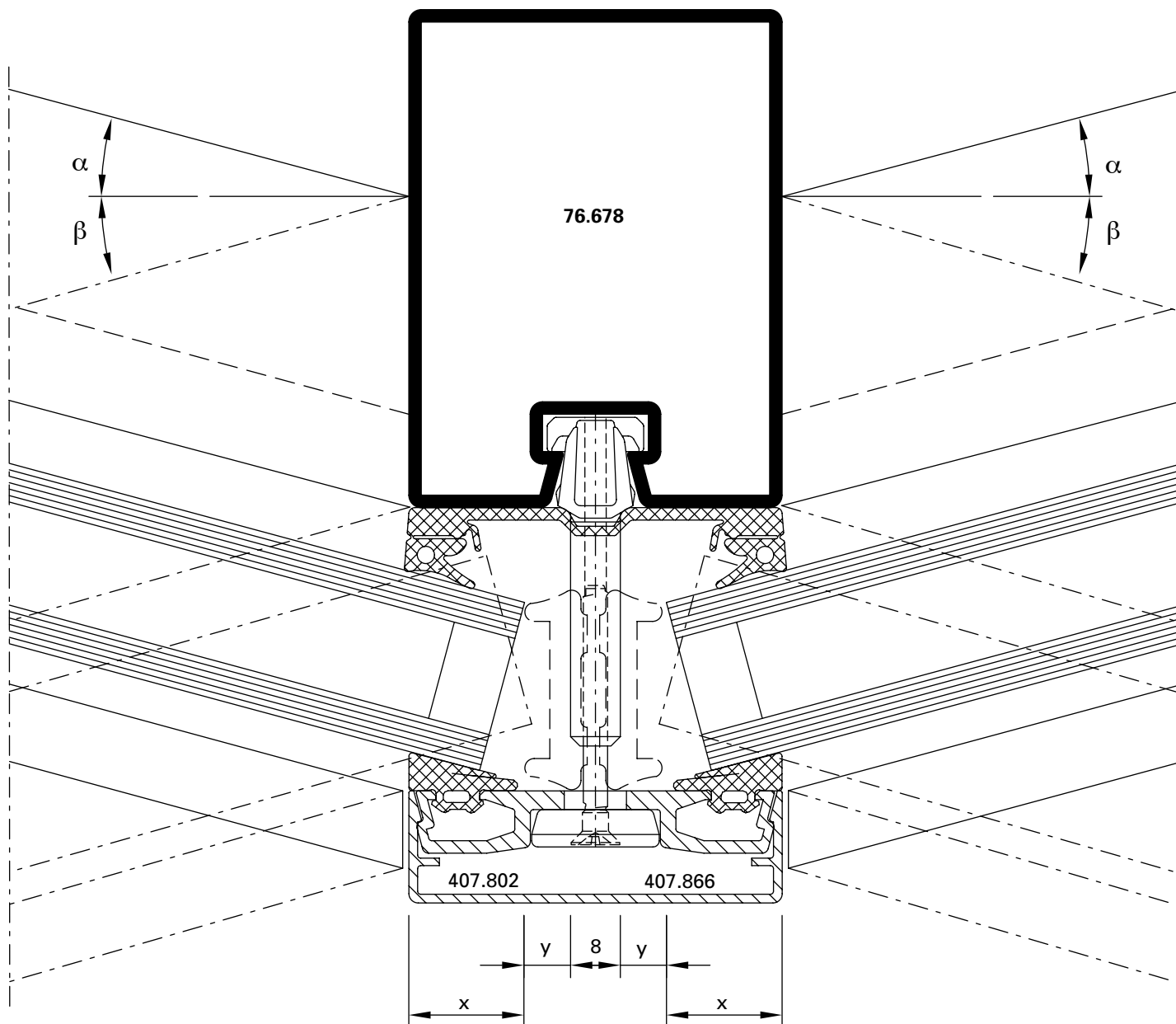
Schnittpunkte im Massstab 1:1
 Coupe de détails à l'échelle 1:1
 Section details on scale 1:1

VISS Fassade
 VISS façade
 VISS façade

Pfosten-Detail
 Segmentverglasung 60 mm

Détail du montant
 Vitrage segmenté 60 mm

Detail of mullion
 Segmental glazing, width 60 mm



DXF DWG D-610-C-004

α	β	Füllelement- dicke	X (max) mm	Y (min) mm
0 – 5°		20 – 70 mm	21	5
5 – 10°		20 – 50 mm	21	5
10 – 15°		20 – 35 mm	21	5

α	β	Epaisseur du remplissage	X (max) mm	Y (min) mm
0 – 5°		20 – 70 mm	21	5
5 – 10°		20 – 50 mm	21	5
10 – 15°		20 – 35 mm	21	5

α	β	Thickness of glass/panel	X (max) mm	Y (min) mm
0 – 5°		20 – 70 mm	21	5
5 – 10°		20 – 50 mm	21	5
10 – 15°		20 – 35 mm	21	5

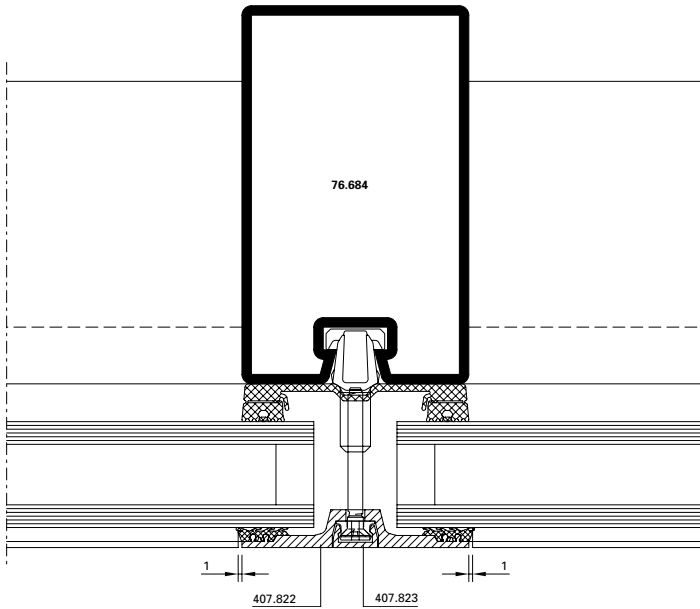
Schnittpunkte im Massstab 1:2
Coupe de détails à l'échelle 1:2
Section details on scale 1:2

VISS Fassade
 VISS façade
 VISS façade

Pfosten-Detail
Flaches Deckprofil
Ansichtsbreite 60 mm

Détail du montant
Profilé de recouvrement plat
Largeur de face 60 mm

Detail of mullion
Flat cover cap
Width 60 mm

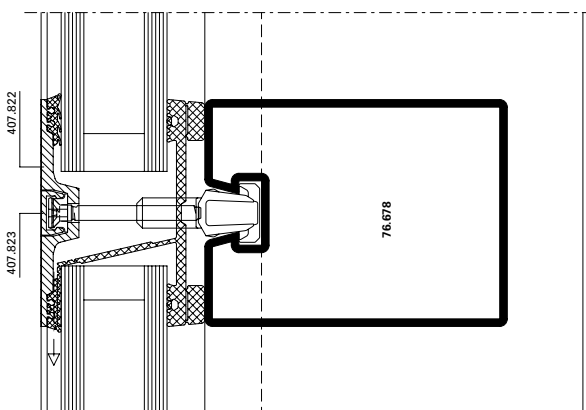


DXF **DWG** *D-610-C-011*

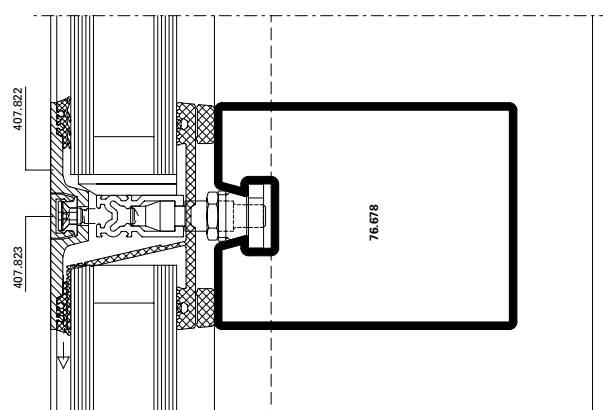
Riegel-Detail
Flaches Deckprofil
Ansichtsbreite 60 mm

Détail de la traverse
Profilé de recouvrement plat
Largeur de face 60 mm

Detail of transom
Flat cover cap
Width 60 mm



DXF **DWG** *D-610-C-012*



DXF **DWG** *D-610-C-013*

Schnittpunkte im Masstab 1:2

Coupe de détails à l'échelle 1:2

Section details on scale 1:2

VISS Fassade

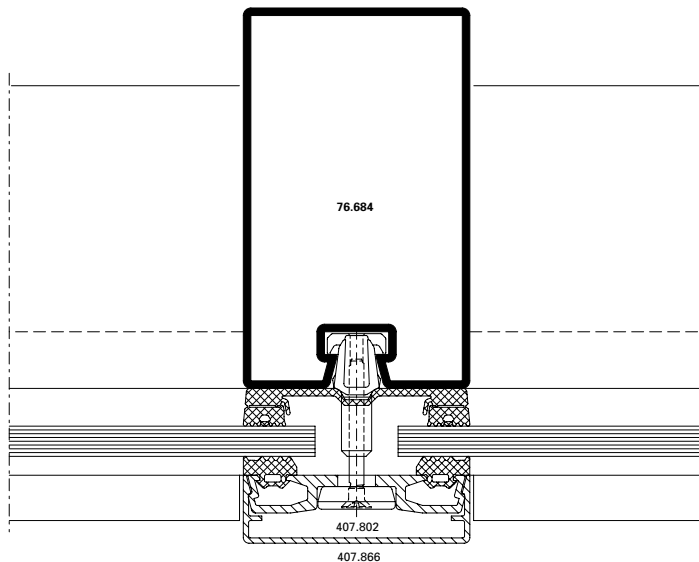
VISS façade

VISS façade

Pfosten-Detail
Einfachverglasung
Ansichtsbreite 60 mm

Détail du montant
Vitrage simple
Largeur de face 60 mm

Detail of mullion
Single glazing
Width 60 mm

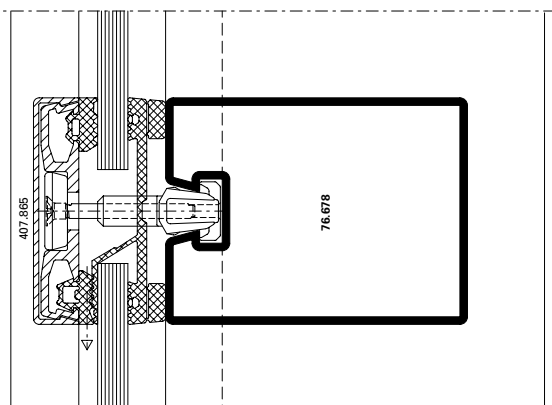


DXF **DWG** D-610-C-008

Riegel-Detail
Einfachverglasung
Ansichtsbreite 60 mm

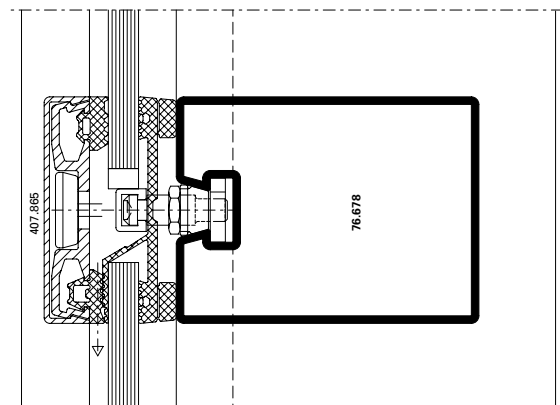
Détail de la traverse
Vitrage simple
Largeur de face 60 mm

Detail of transom
Single glazing
Width 60 mm



D-610-C-009

DXF **DWG**



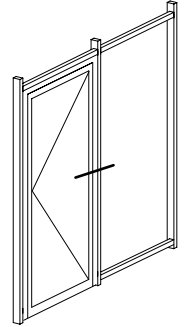
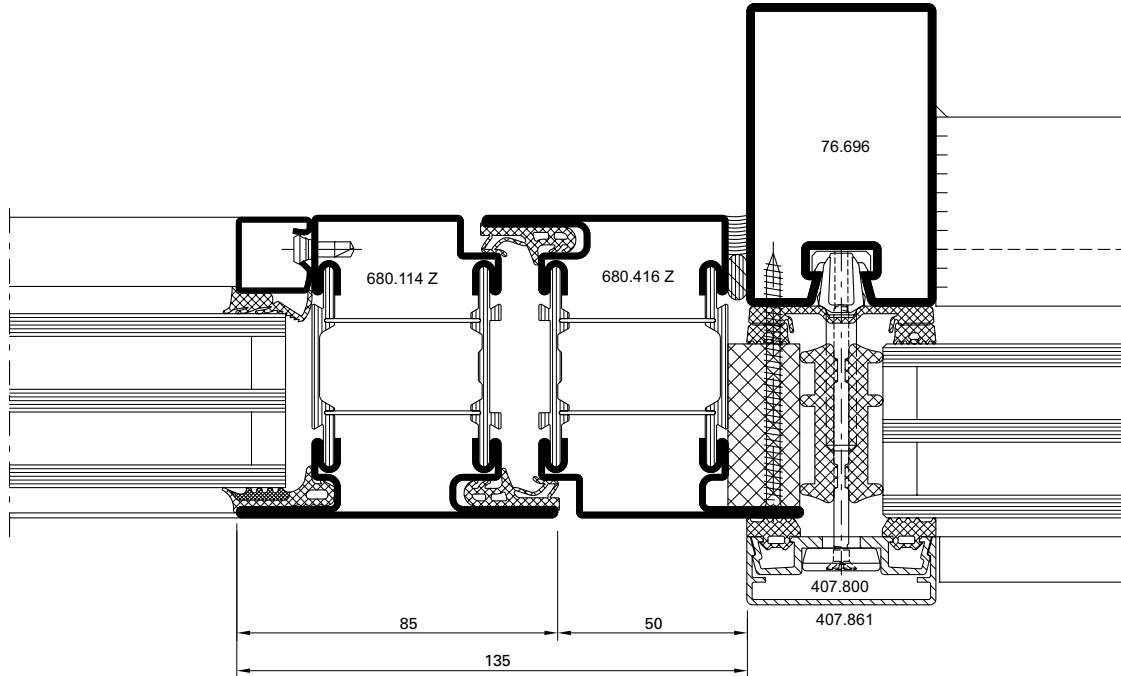
D-610-C-010

DXF **DWG**

Einsatzelement
 Janisol HI Türe

Élément de remplissage
 Porte Janisol HI

Infill element
 Janisol HI door



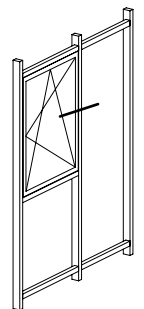
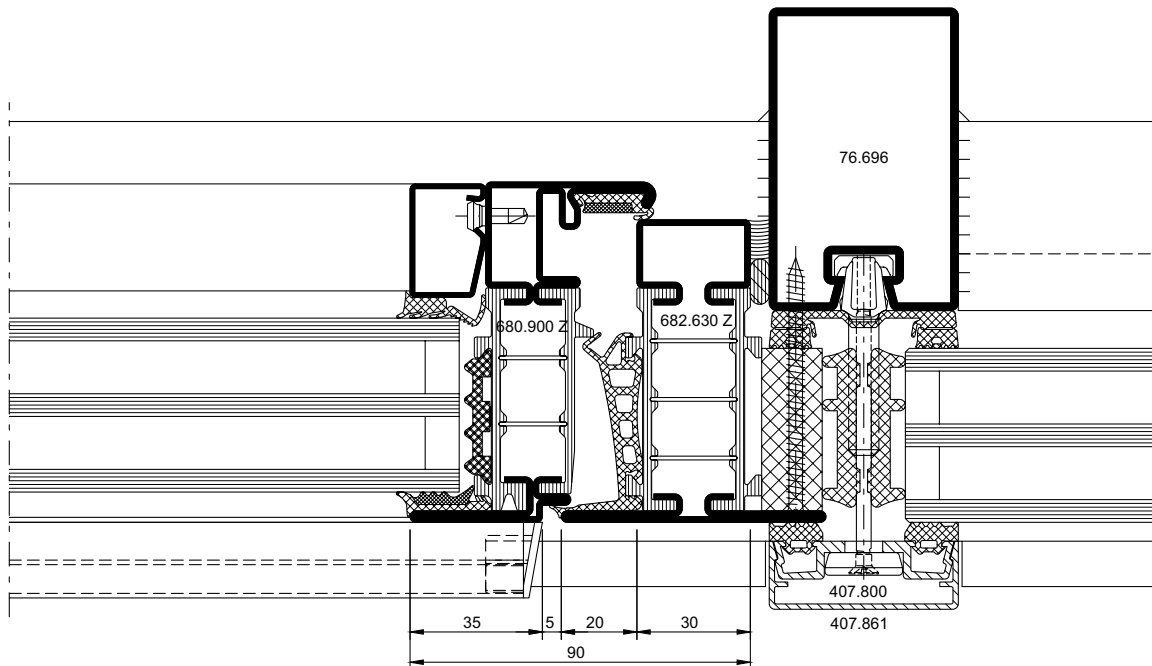
DXF DWG

D-160-A-012

Einsatzelement
 Janisol HI Fenster

Élément de remplissage
 Fenêtre Janisol HI

Infill element
 Janisol HI window



DXF DWG

D-161-A-022

* Bei grossen, schweren und/oder stark frequentierten Türanlagen ist eine zusätzliche Verschraubung im Bandbereich erforderlich.

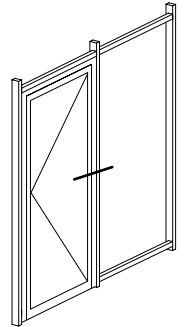
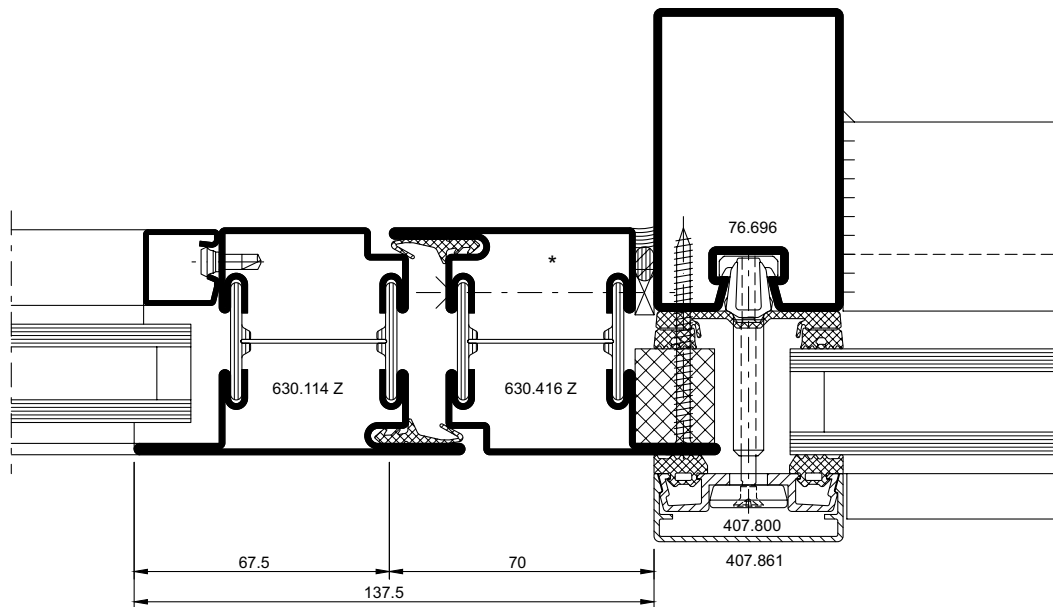
* Pour les portes lourdes de grandes dimensions et/ou fortement fréquentées, un vissage supplémentaire au niveau des paumelles est nécessaire.

* for large heavy and/or frequently used door systems, additional screw connections are required in the hinge area.

Einsatzelement
 Janisol Türe

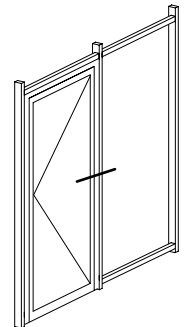
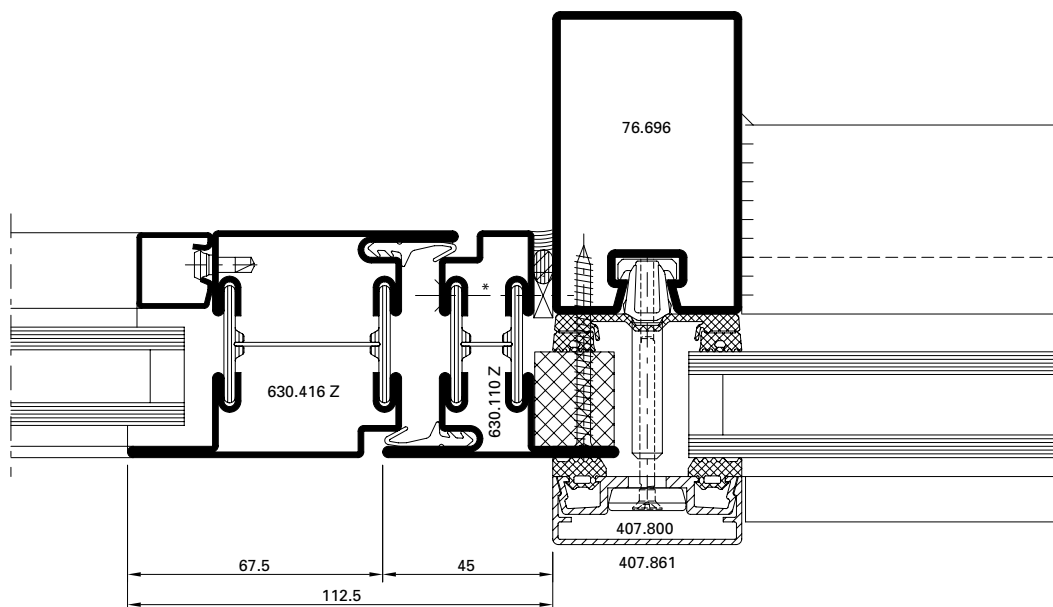
Élément de remplissage
 Porte Janisol

Infill element
 Janisol door



DXF DWG

D-510-K-015



DXF DWG

D-510-K-007

* Bei grossen, schweren und/oder stark frequentierten Türanlagen ist eine zusätzliche Verschraubung im Bandbereich erforderlich.

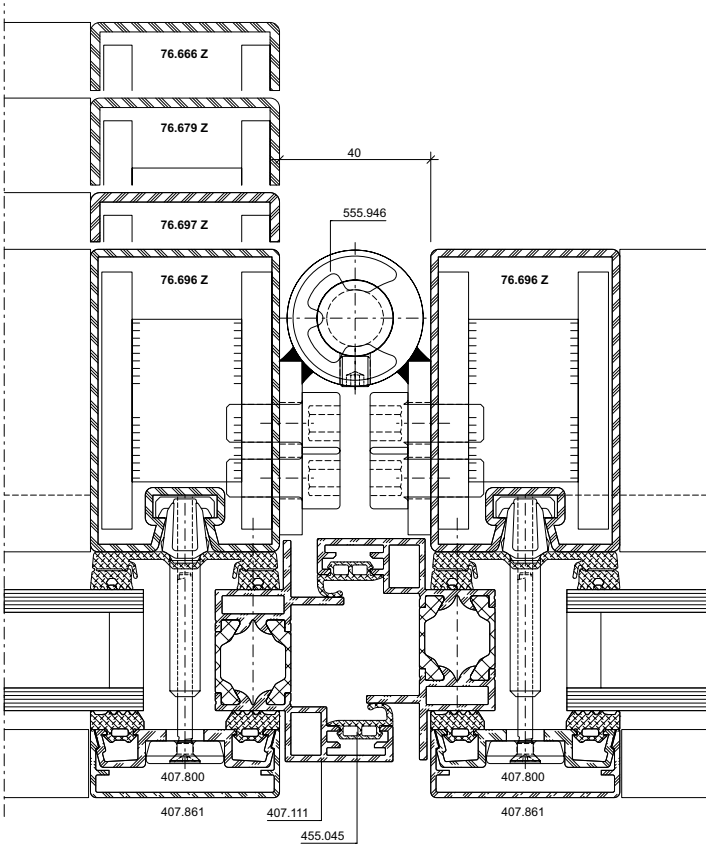
* Pour les portes lourdes de grandes dimensions et/ou fortement fréquentées, un vissage supplémentaire au niveau des paumelles est nécessaire.

* for large heavy and/or frequently used door systems, additional screw connections are required in the hinge area.

Einsatzelement
VISS Drehtüre

Élément de remplissage
Porte à la française VISS

Infill element
VISS side-hung door



DXF

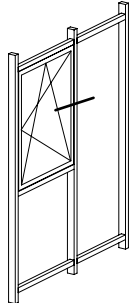
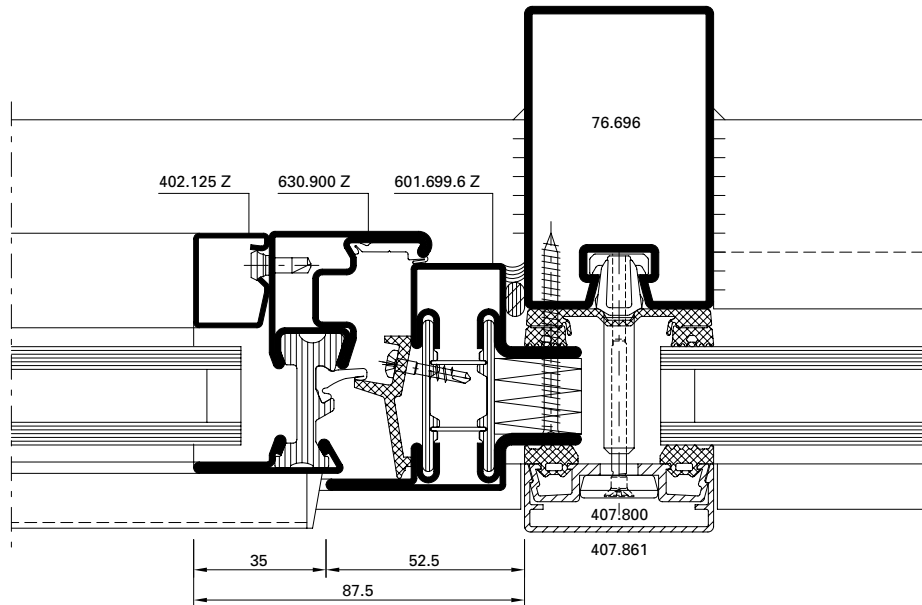
DWG

51-0208-C-001

Einsatzelement
 Fenster Janisol Primo

Élément de remplissage
 Fenêtre Janisol Primo

Infill element
 Janisol Primo window



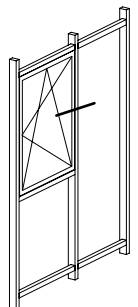
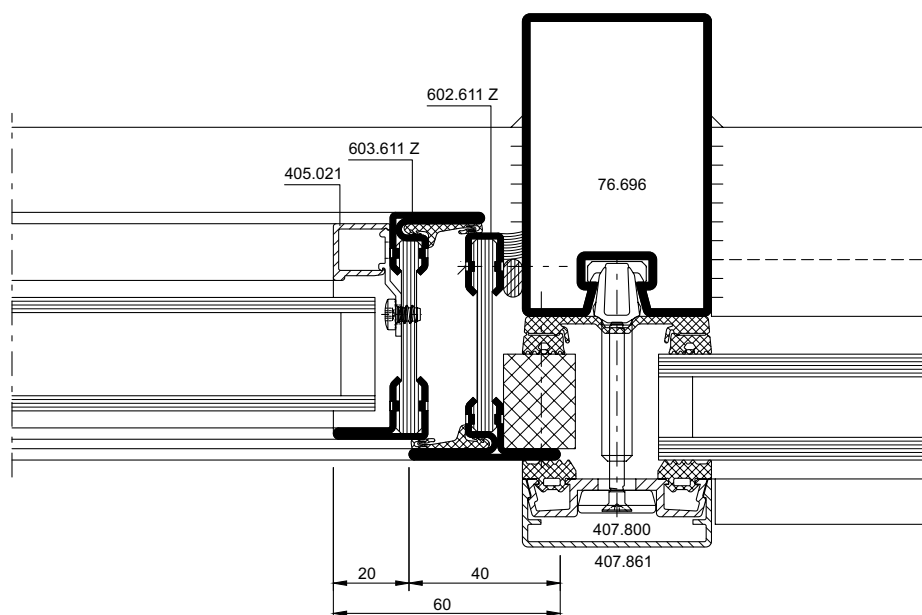
DXF **DWG**

D-510-K-001

Einsatzelement
 Janisol Arte

Élément de remplissage
 Janisol Arte

Infill element
 Janisol Arte



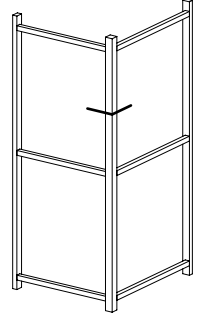
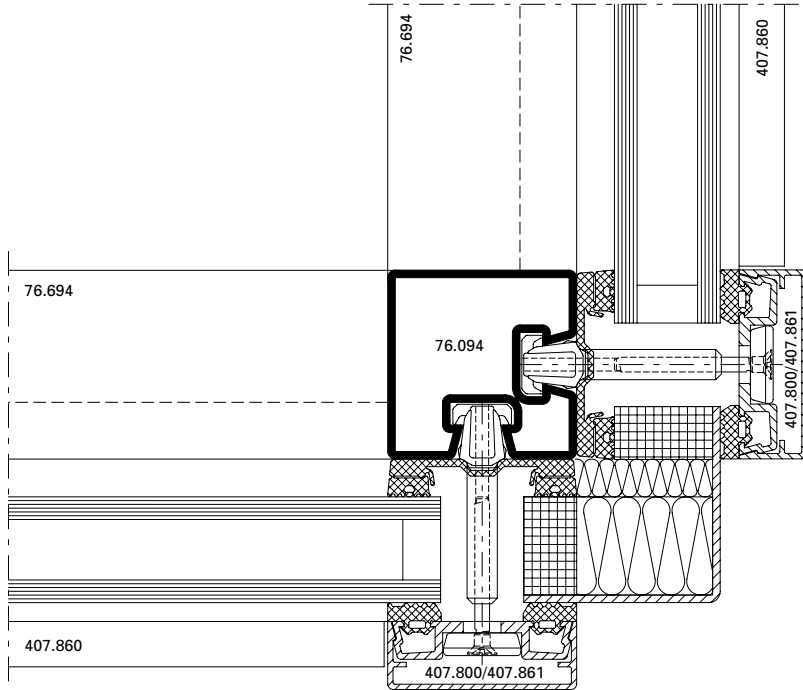
DXF **DWG**

D-510-K-016

Aussenecke 90°

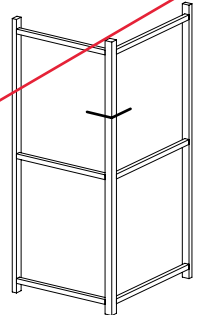
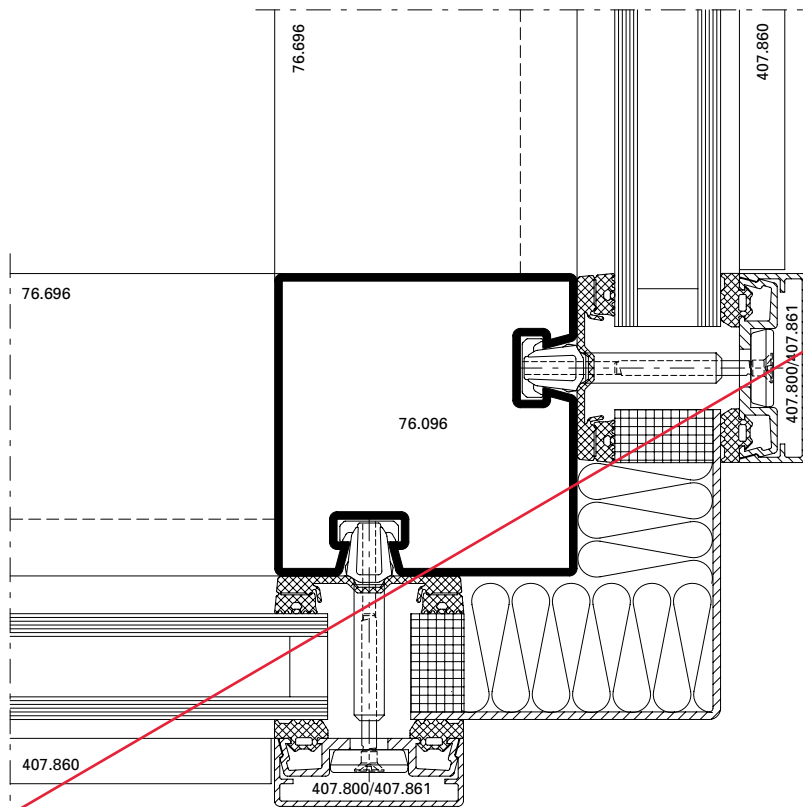
Angle extérieur 90°

Outer corner 90°



DXF DWG

D-510-K-011



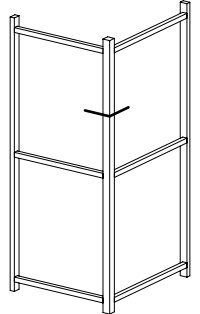
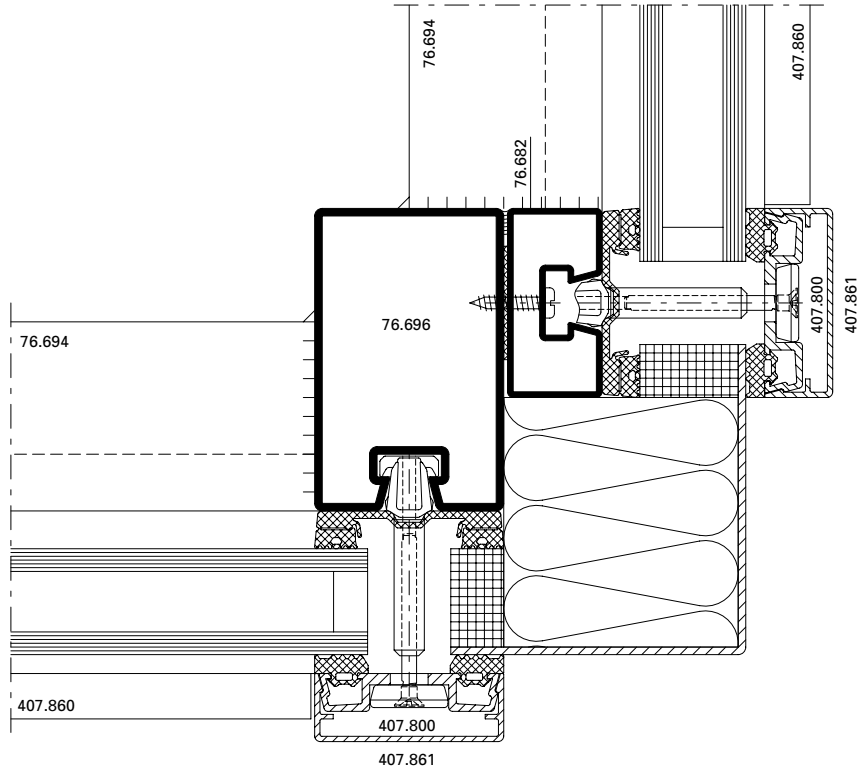
DXF DWG

D-510-K-012

Aussenecke 90°

Angle extérieur 90°

Outer corner 90°



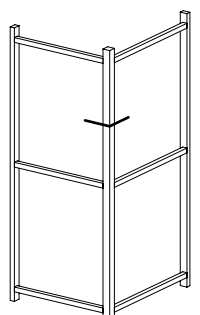
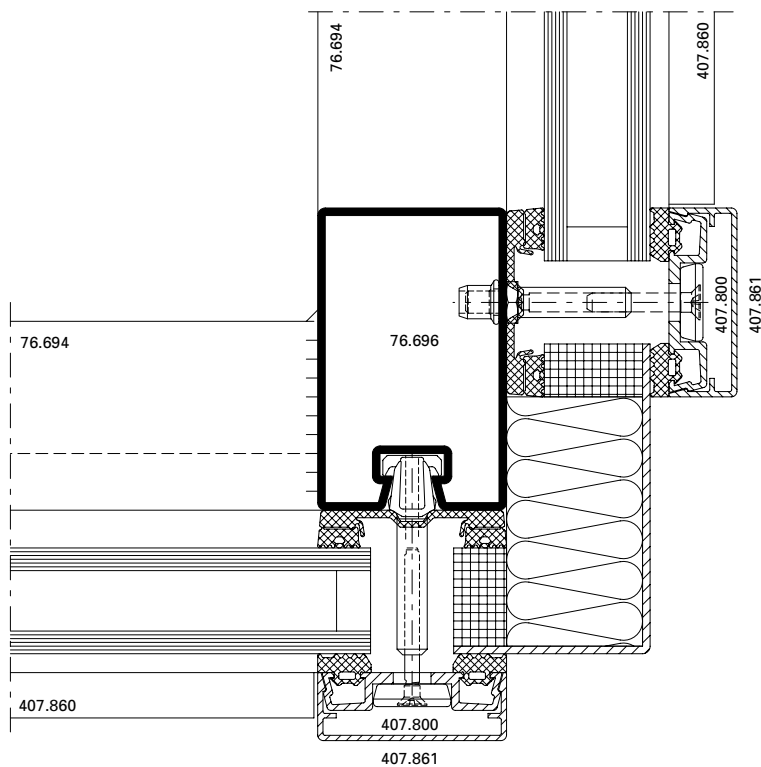
DXF DWG

D-510-K-005

Aussenecke 90°
 (Kombination mit VISS Basic)

Angle extérieur 90°
 (en combinaison avec VISS Basic)

Outer corner 90°
 (in combination with VISS Basic)



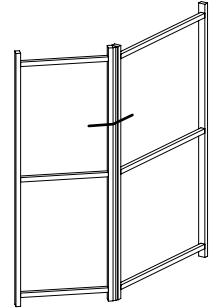
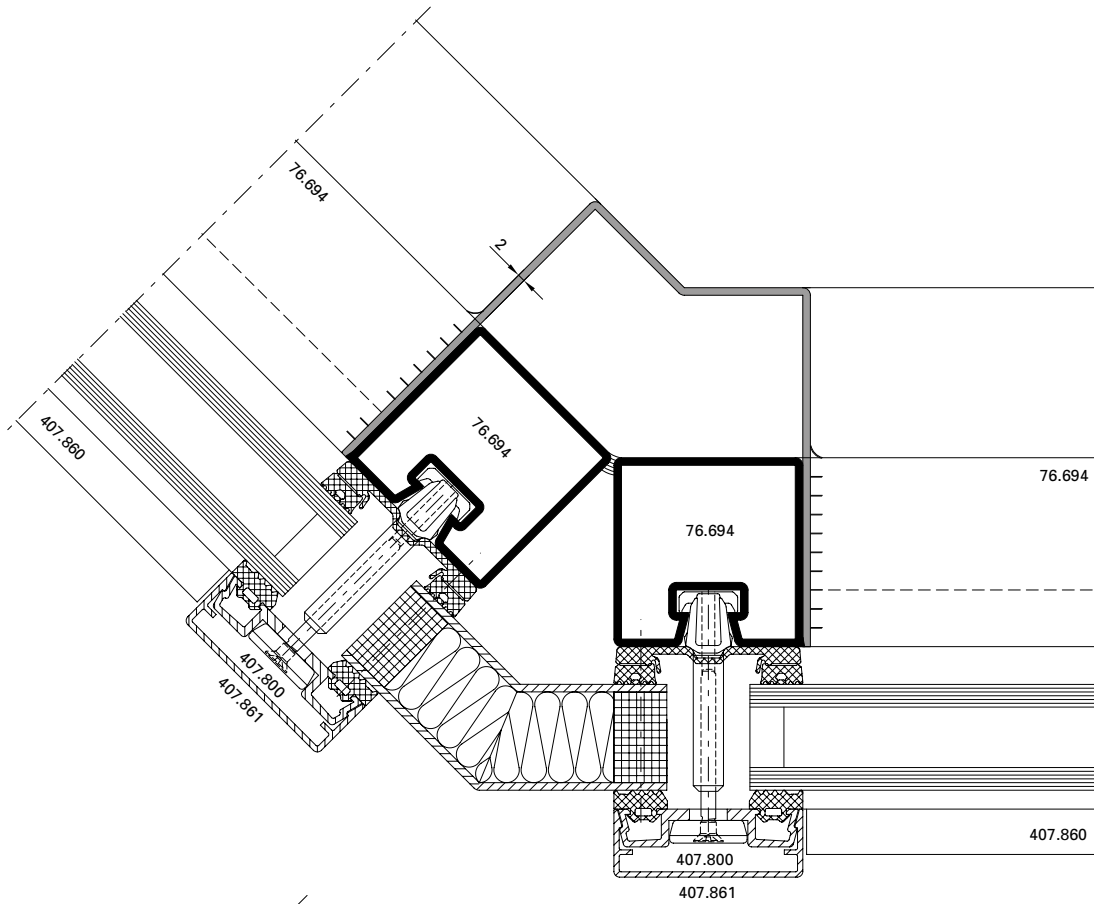
DXF DWG

D-510-K-010

Aussenecke 135°

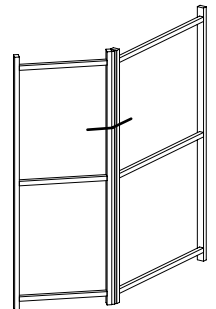
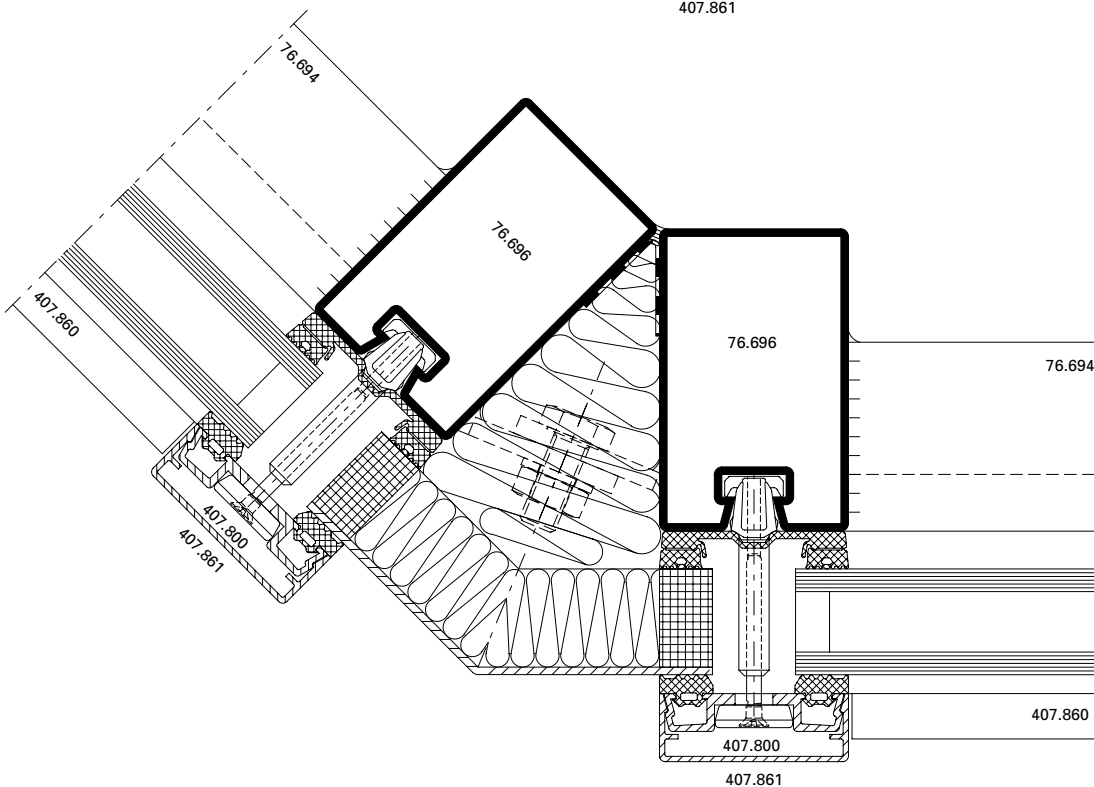
Angle extérieur 135°

Outer corner 135°



DXF DWG

D-510-K-003



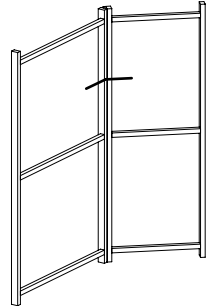
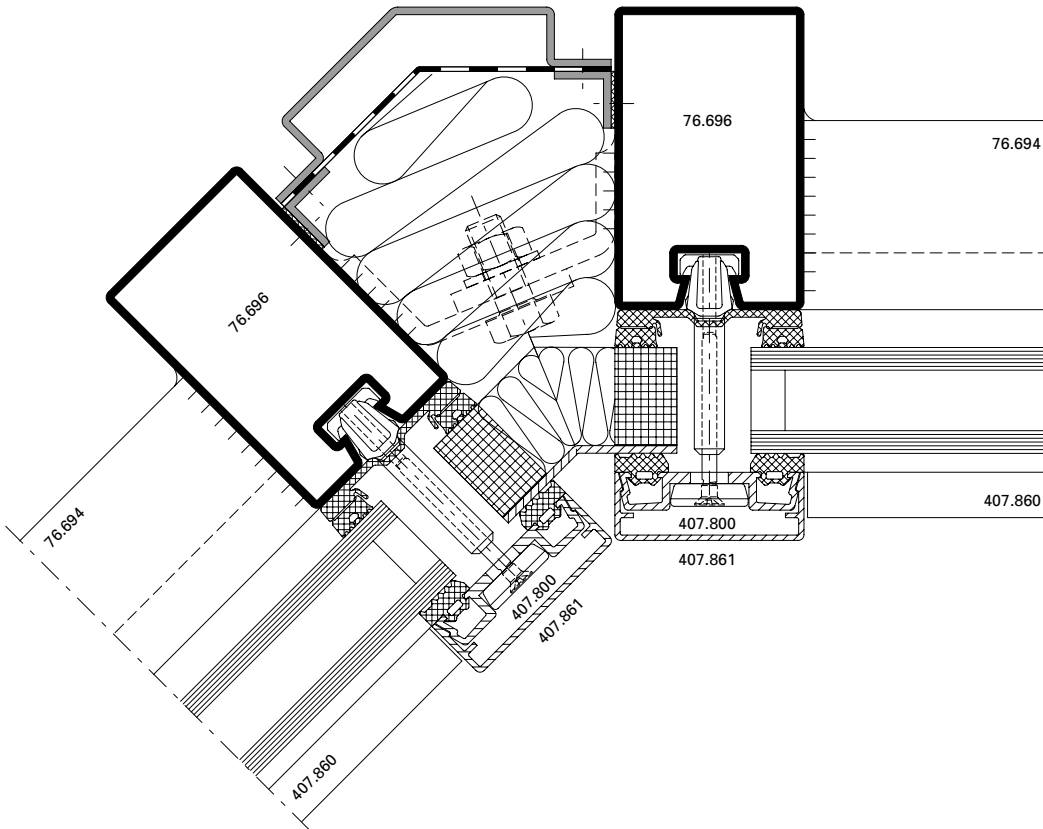
DXF DWG

D-510-K-004

Innenecke 135°

Angle intérieur 135°

Inner corner 135°

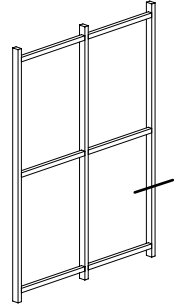
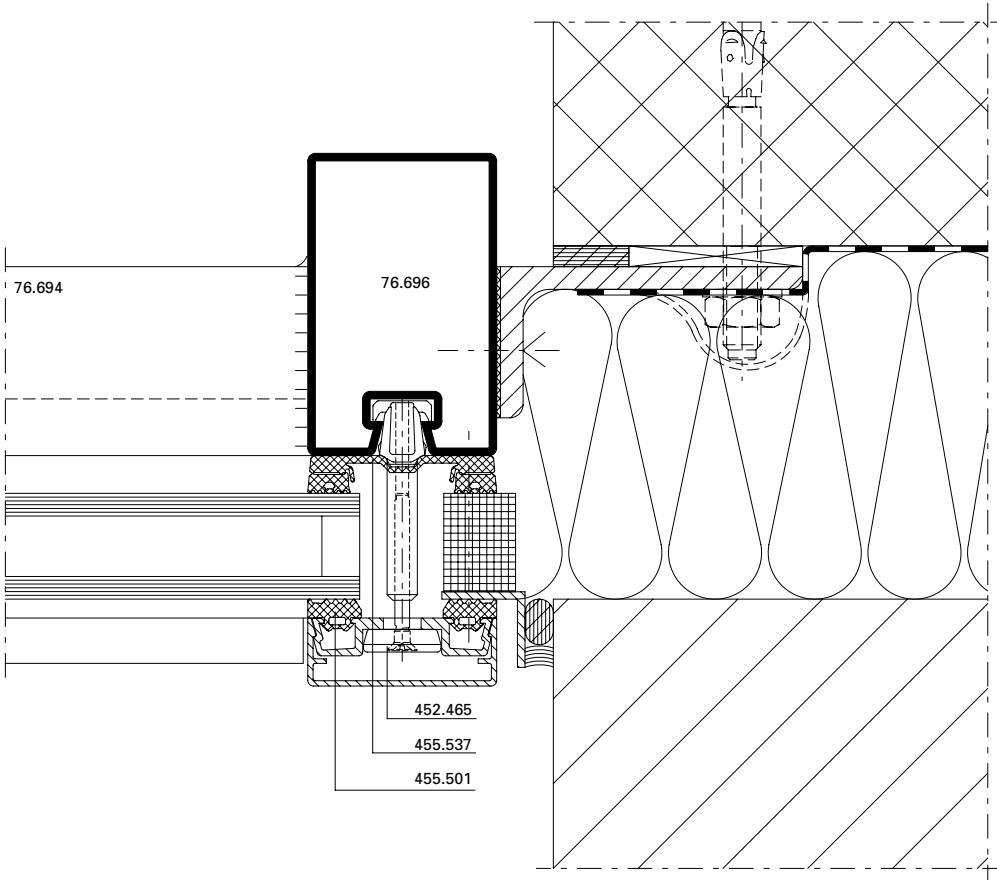


DXF DWG

D-510-K-009

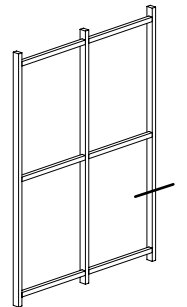
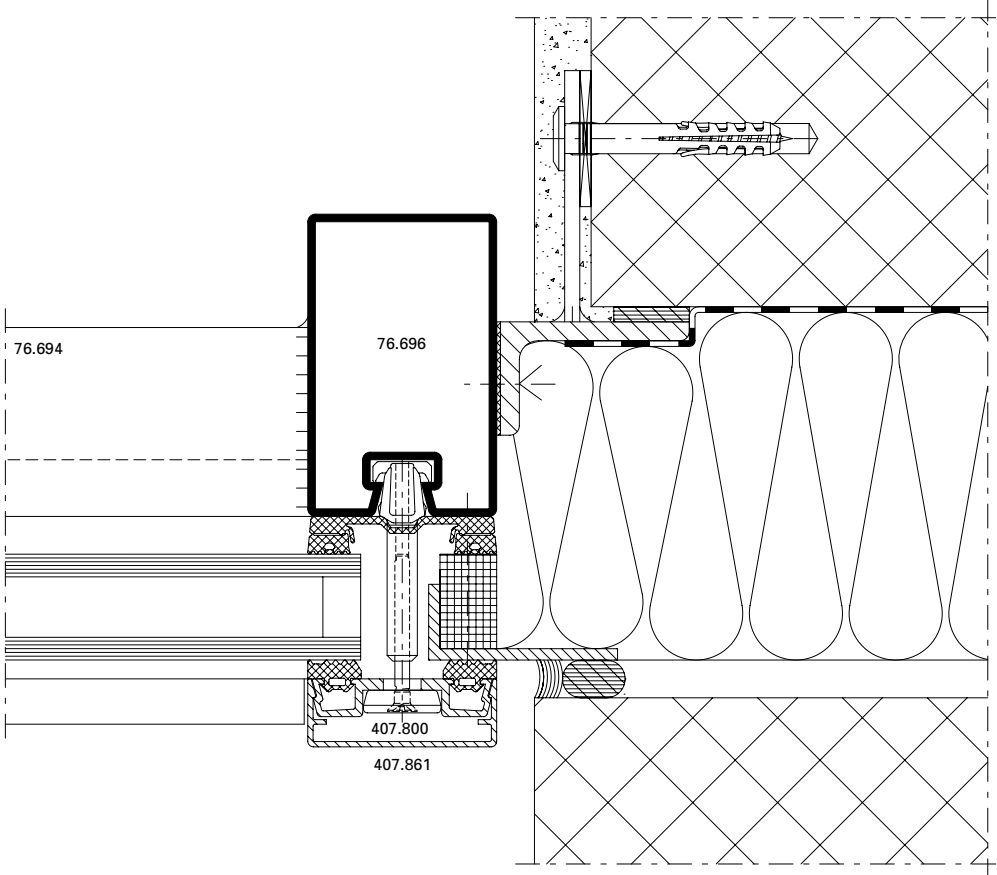
Anschlüsse am Bau im Massstab 1:2
Raccords au mur à l'échelle 1:2
Attachment to structure on scale 1:2

VISS Fassade
VISS façade
VISS façade



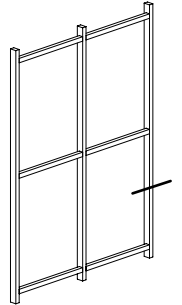
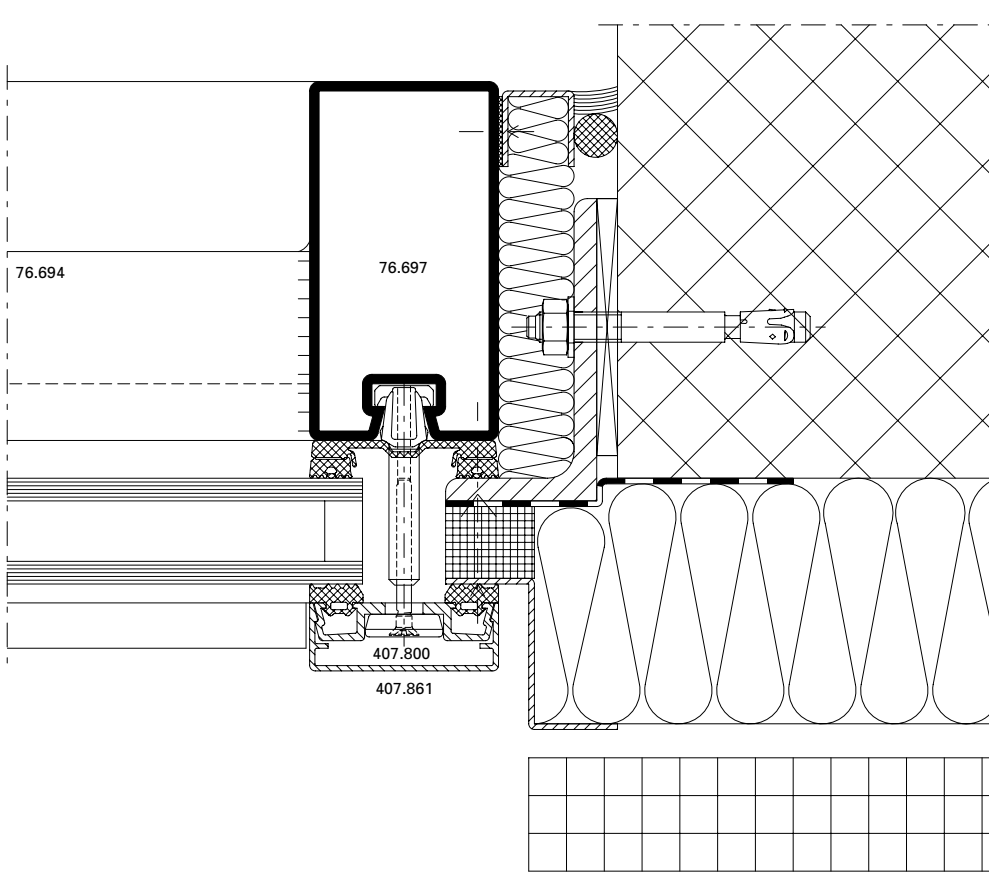
DXF DWG

D-510-A-001



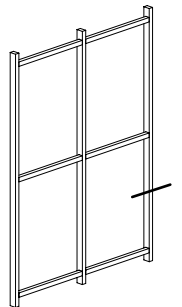
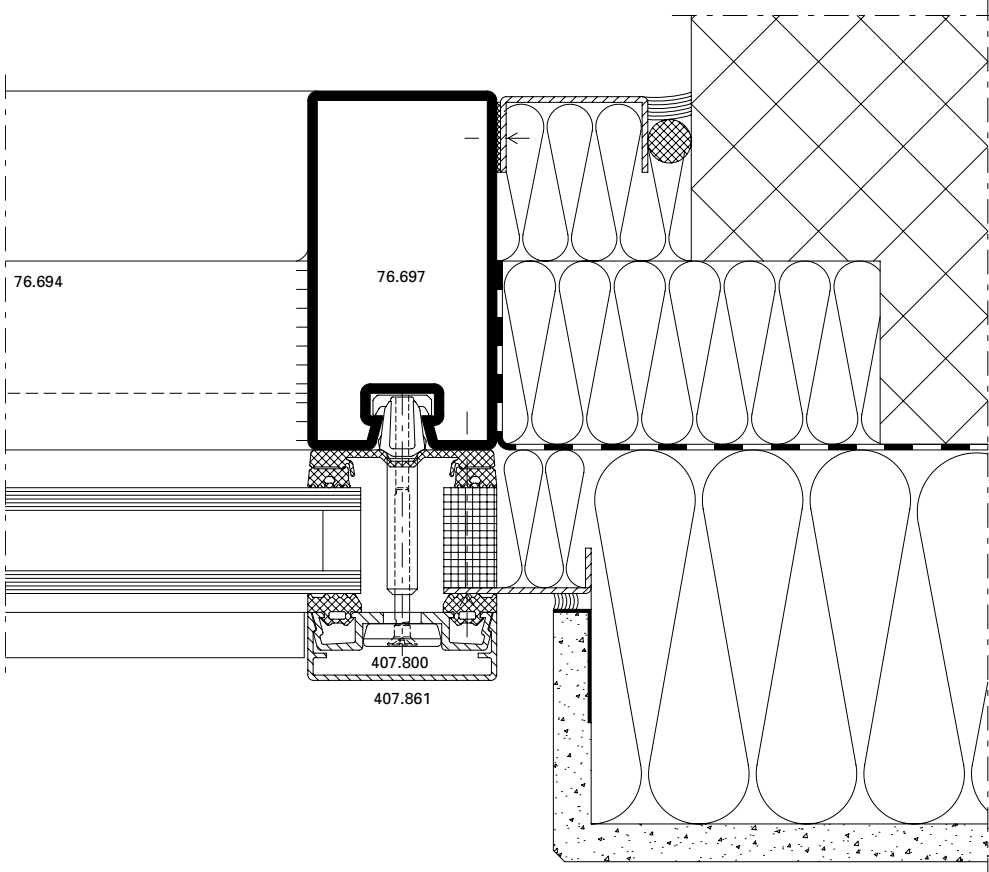
DXF DWG

D-510-A-002



DXF DWG

D-510-A-003

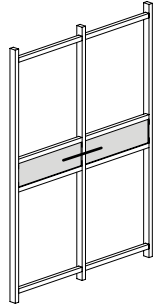
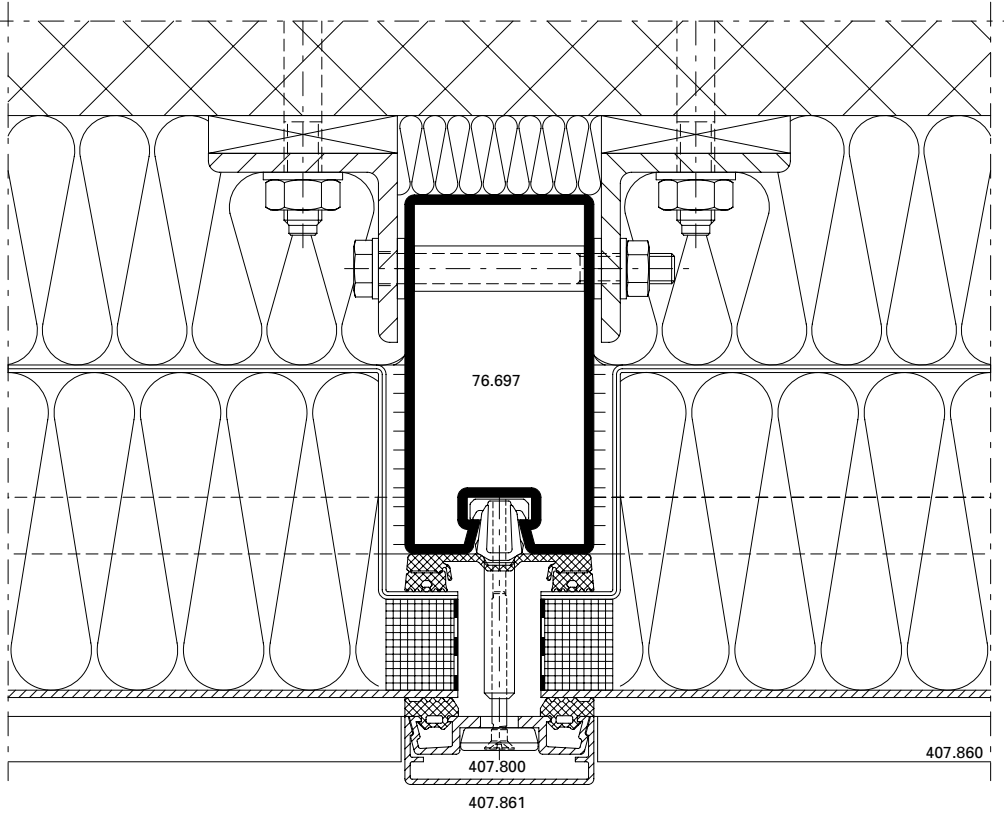


DXF DWG

D-510-A-004

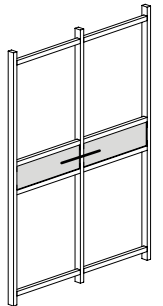
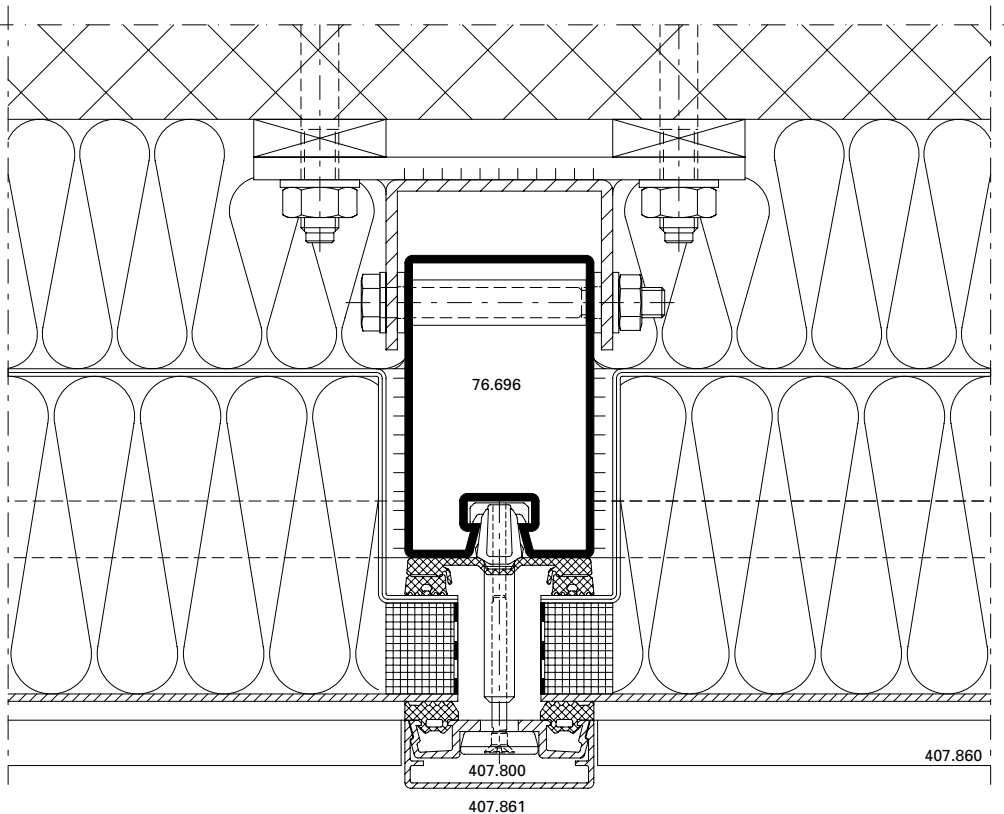
Anschlüsse am Bau im Massstab 1:2
Raccords au mur à l'échelle 1:2
Attachment to structure on scale 1:2

VISS Fassade
VISS façade
VISS façade



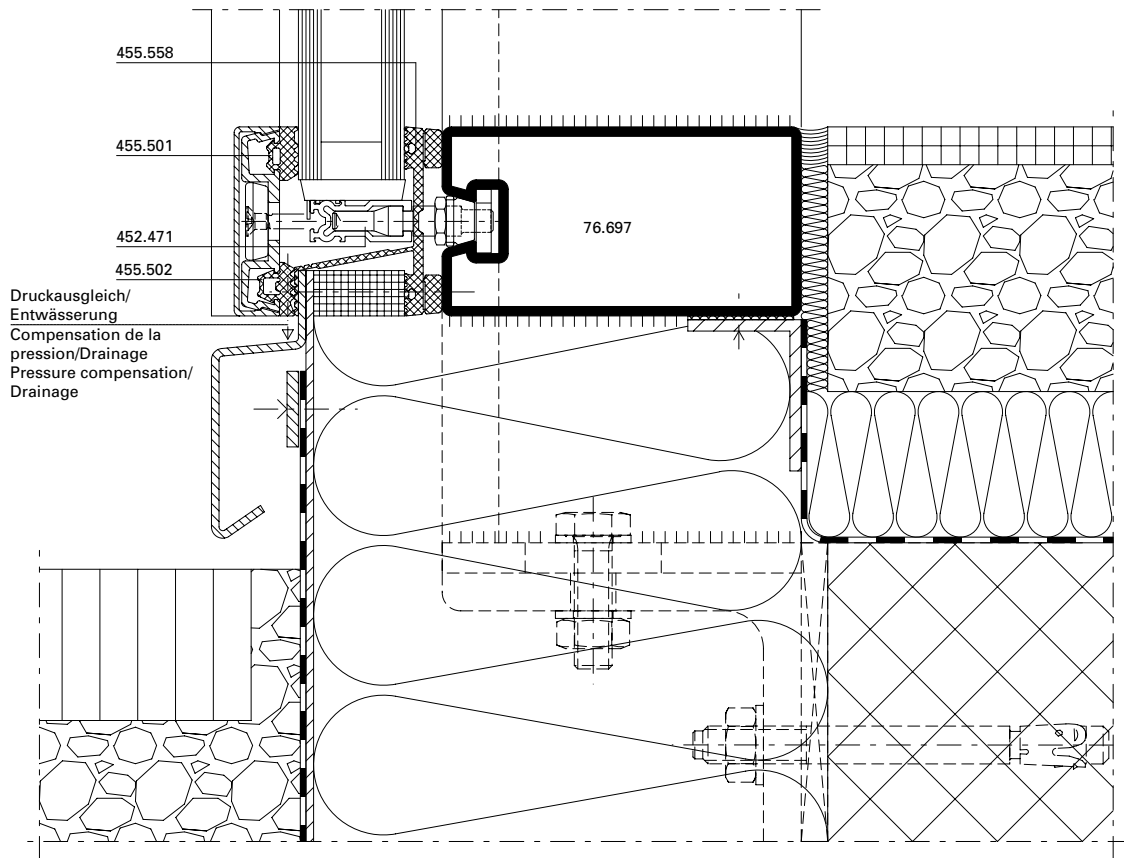
DXF DWG

D-510-A-005



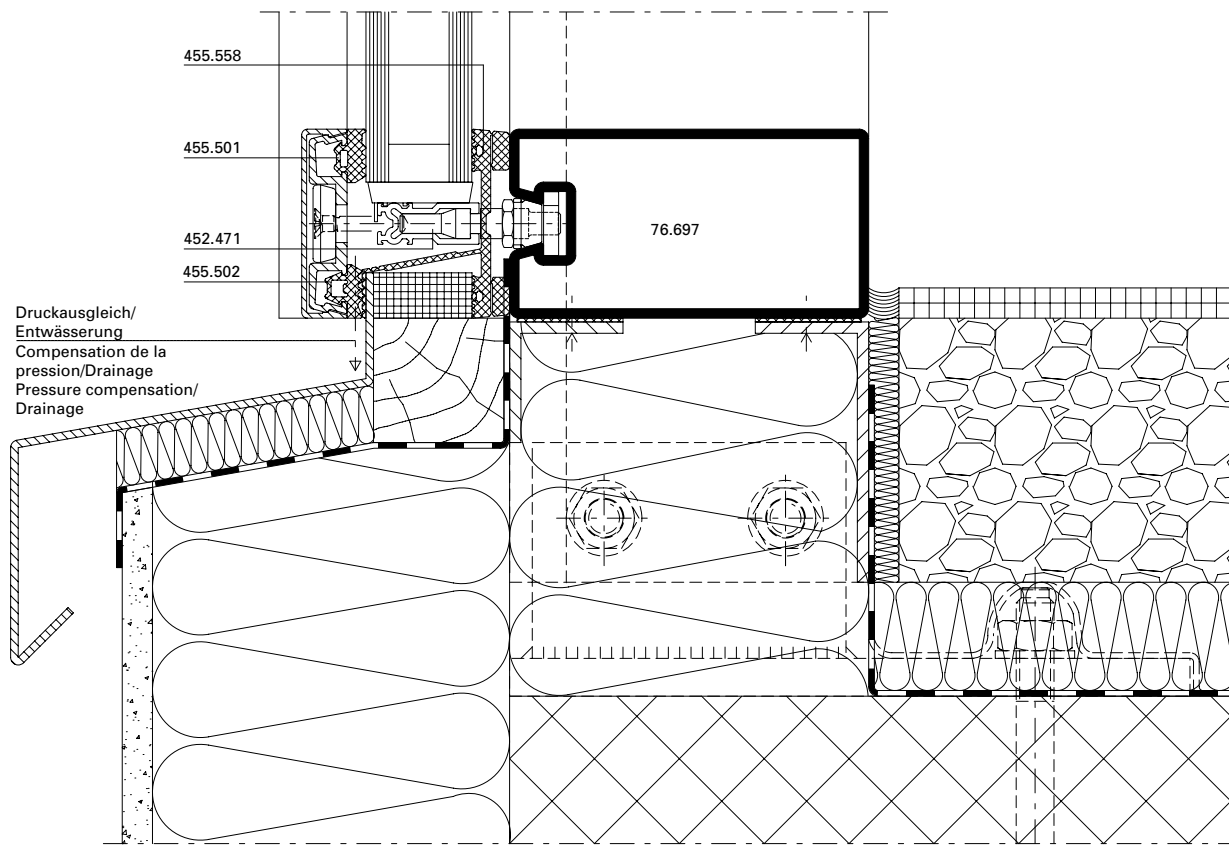
DXF DWG

D-510-A-006



DXF DWG

D-510-A-007

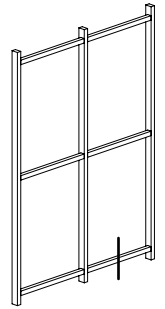
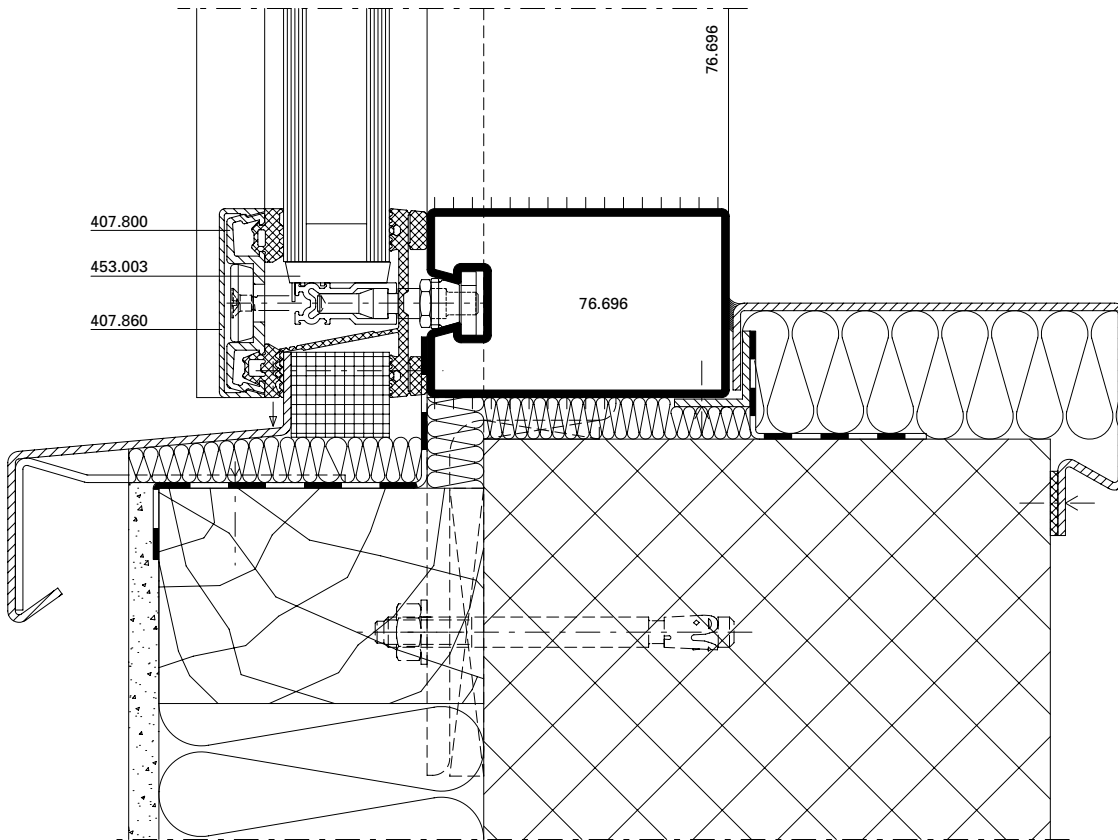


DXF DWG

D-510-A-008

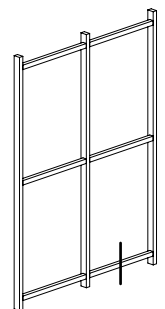
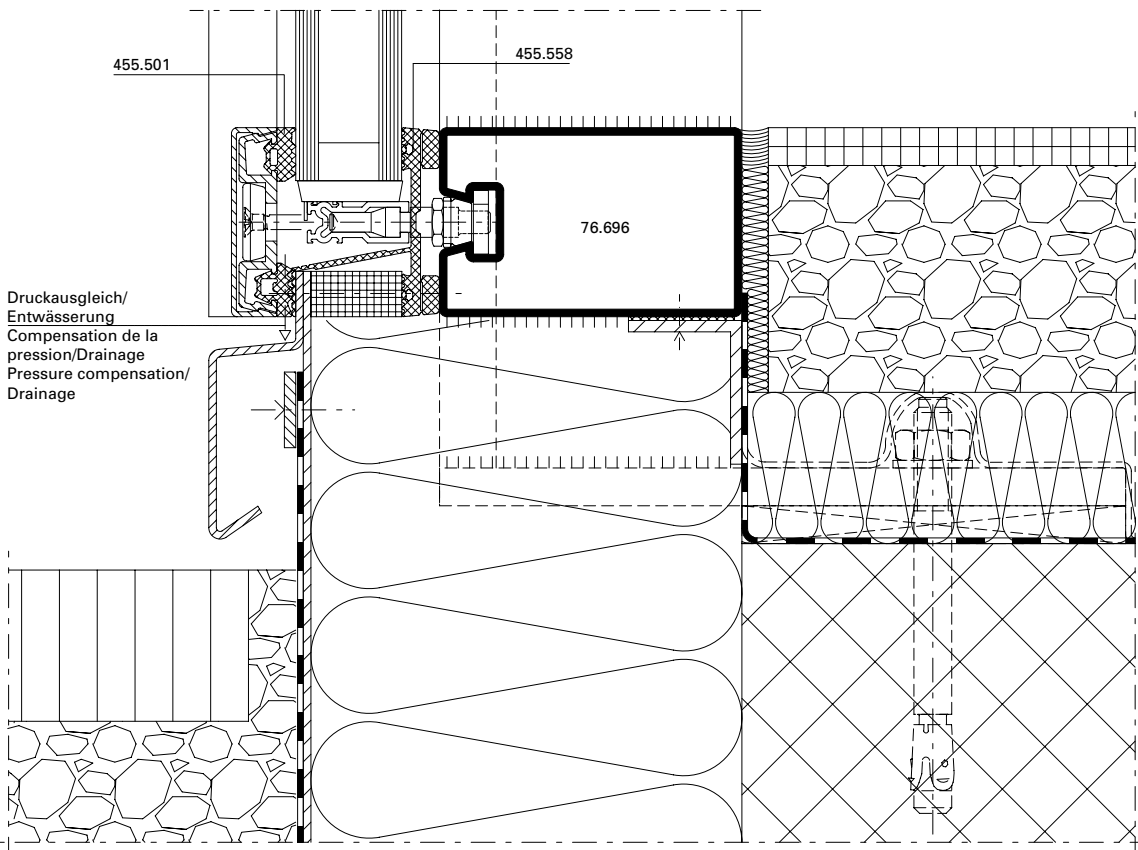
Anschlüsse am Bau im Massstab 1:2
Raccords au mur à l'échelle 1:2
Attachment to structure on scale 1:2

VISS Fassade
VISS façade
VISS façade



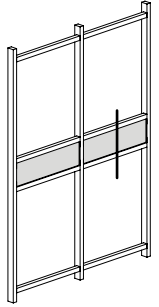
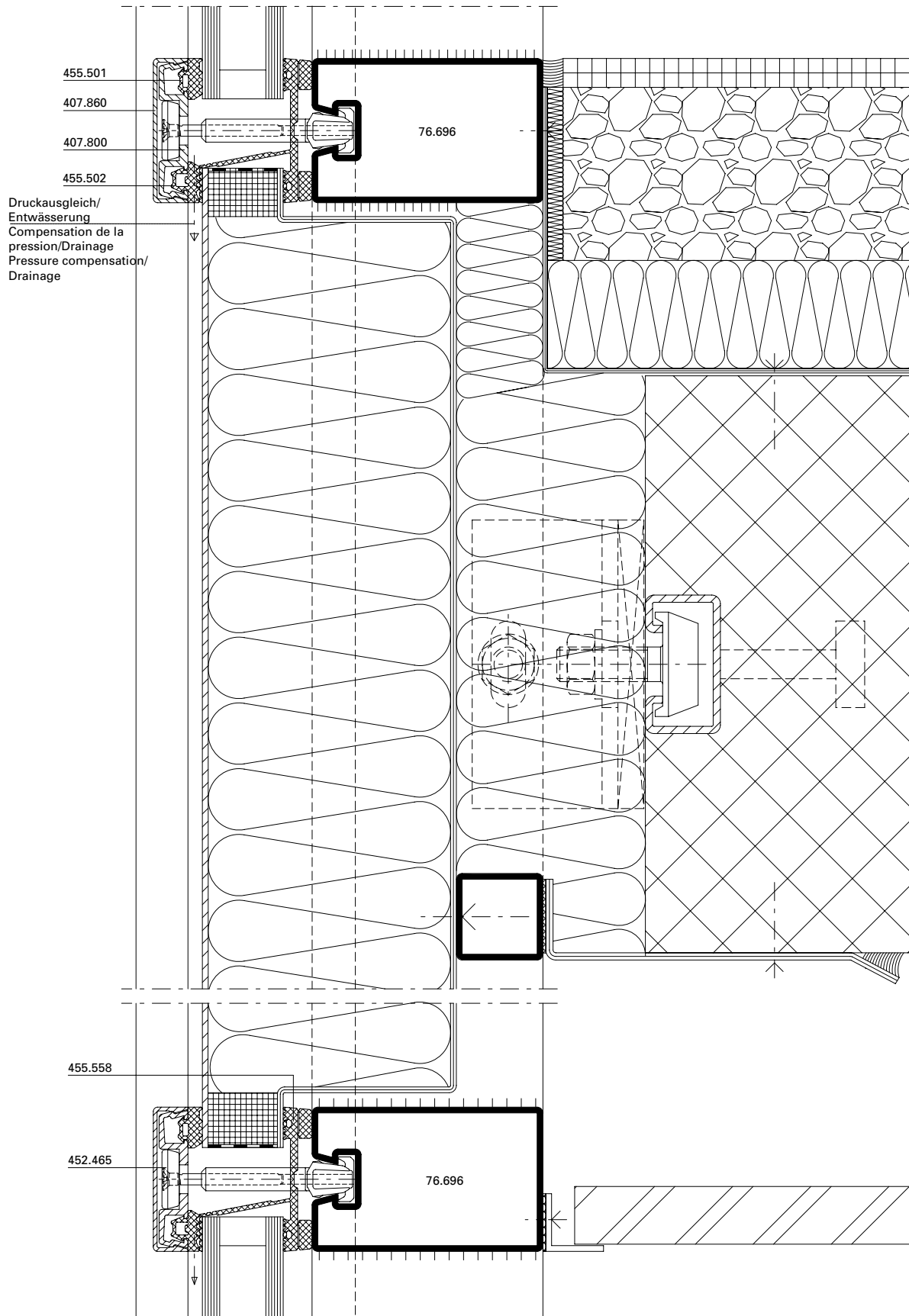
DXF DWG

D-510-A-009



DXF DWG

D-510-A-010

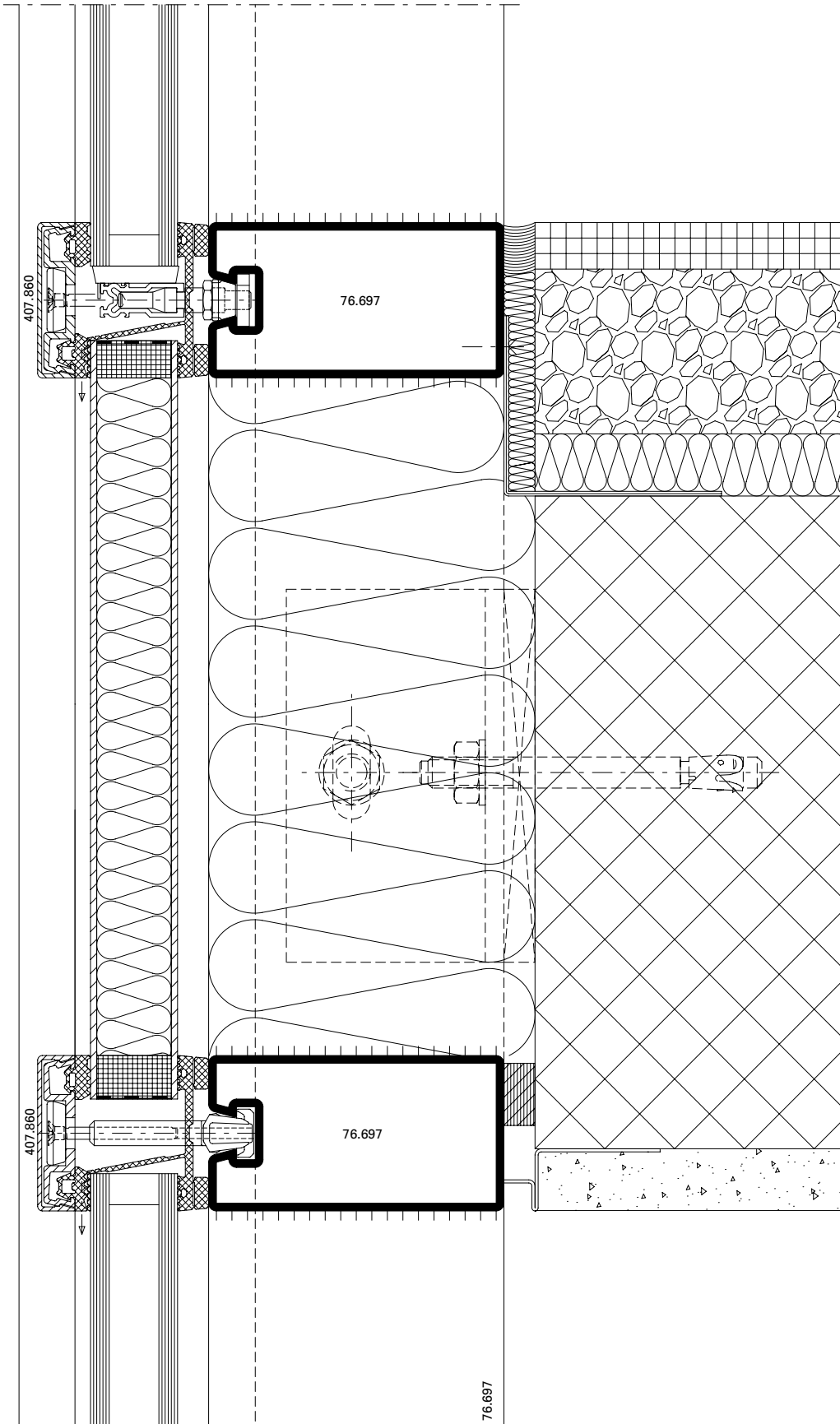


DXF DWG

D-510-A-011

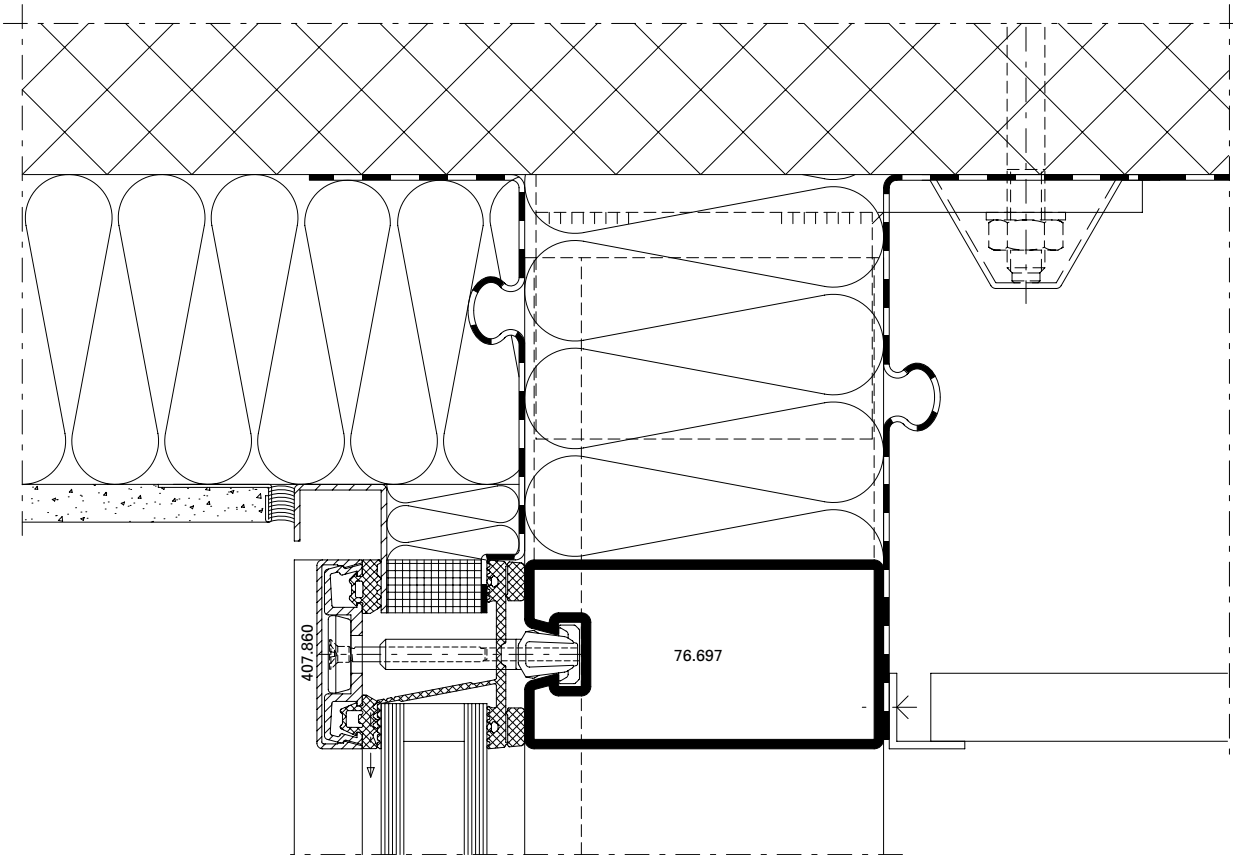
Anschlüsse am Bau im Masstab 1:2
Raccords au mur à l'échelle 1:2
Attachment to structure on scale 1:2

VISS Fassade
VISS façade
VISS façade



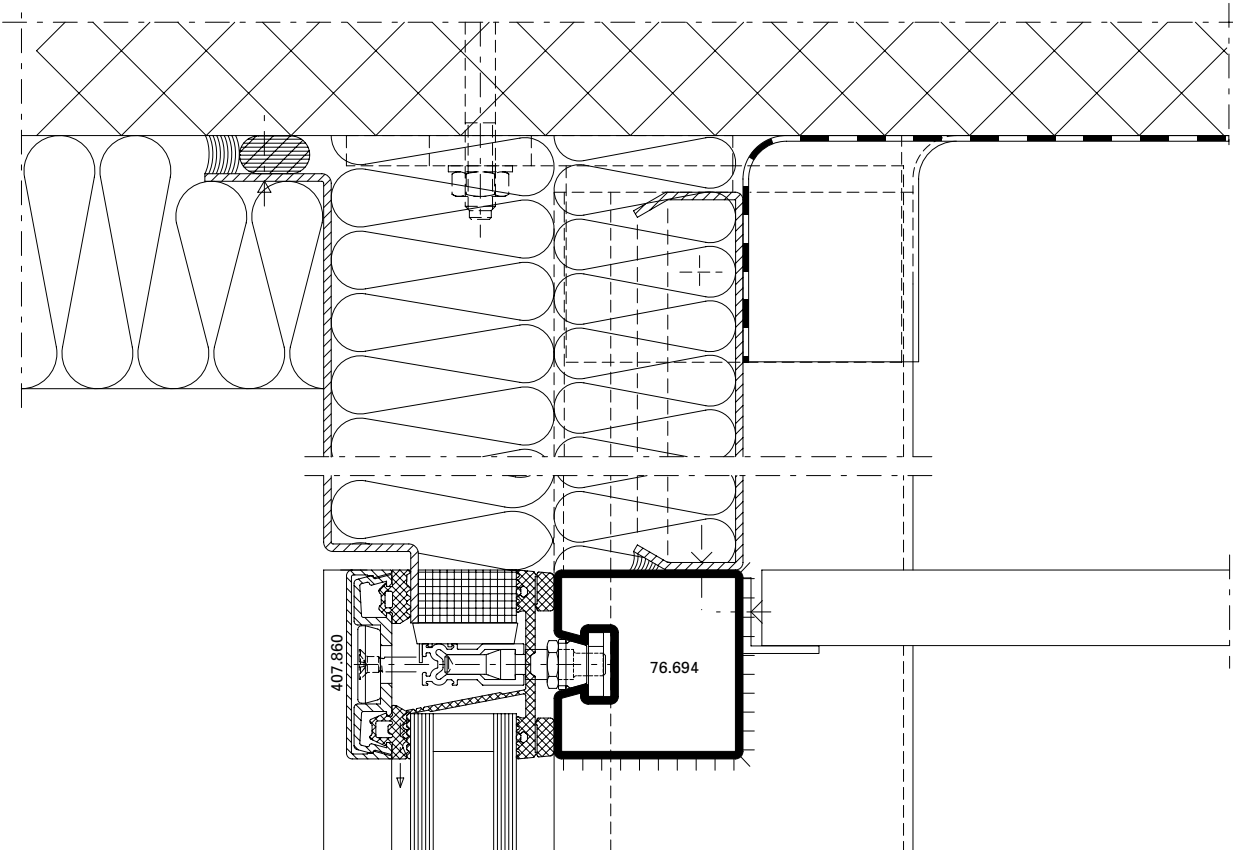
DXF DWG

D-510-A-012



DXF DWG

D-510-A-013

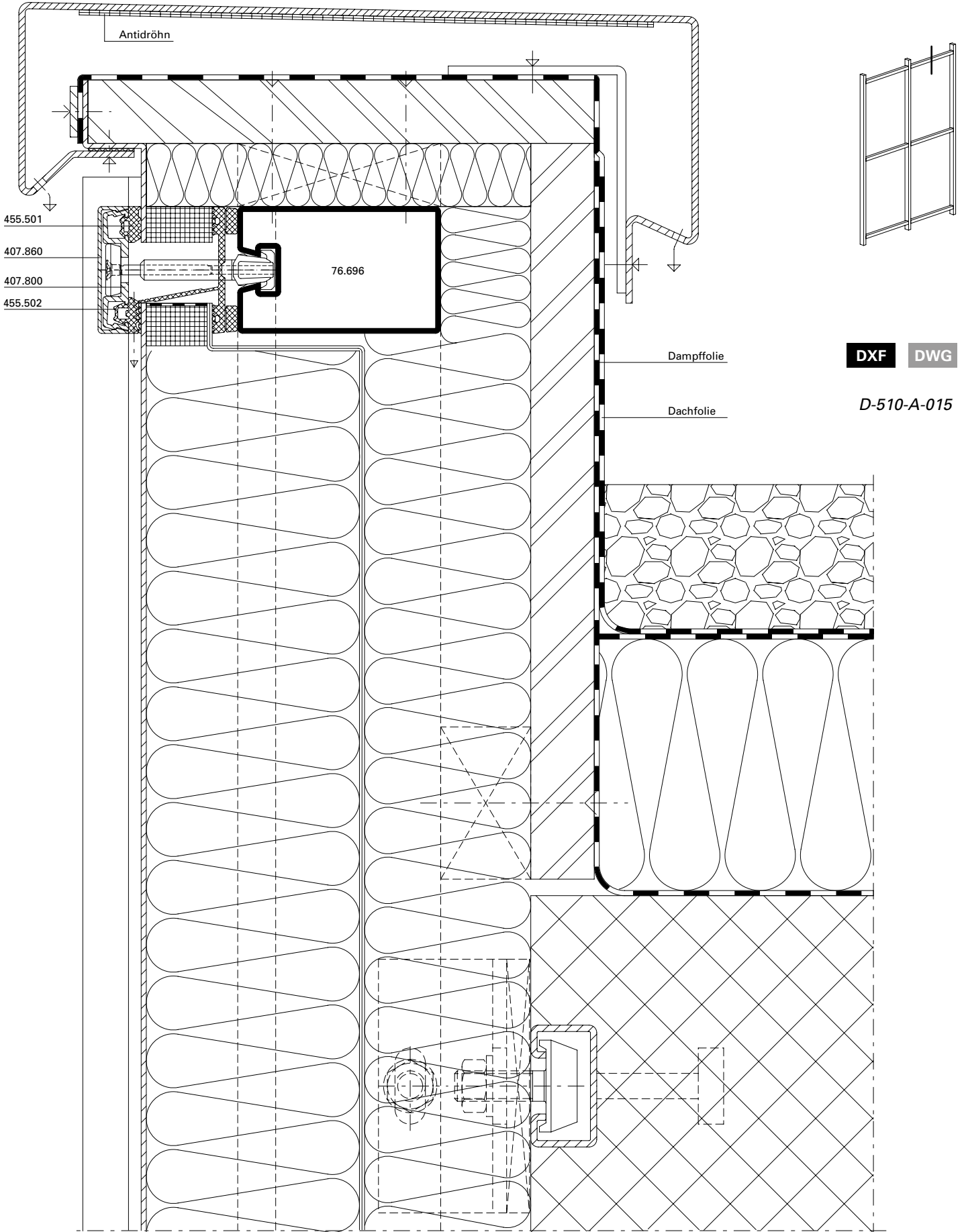


DXF DWG

D-510-A-014

Anschlüsse am Bau im Massstab 1:2
Raccords au mur à l'échelle 1:2
Attachment to structure on scale 1:2

VISS Fassade
VISS façade
VISS façade



System-Hinweise

Remarques concernant les systèmes

System instructions

VISS Fassade

VISS façade

VISS façade

**VISS HI 50 mm
mit Dämmprofil**







U_f-Werte nach EN 10077-2

**VISS HI 50 mm
avec gaine isolante**

Valeurs U_f selon EN 10077-2

**VISS HI 50 mm
with insulating core**

U_f values according to 10077-2

						
Glas Verre Glass	Pfosten 50/50 Montant 50/50 Mullion 50/50	Pfosten 50/120 Montant 50/129 Mullion 50/120	Pfosten 50/140 Montant 50/140 Mullion 50/140	Riegel 50/50 Traverse 50/50 Transom 50/50	Riegel 50/120 Traverse 50/120 Transom 50/120	Riegel 50/140 Traverse 50/140 Transom 50/140
30 mm	0,94 W/m²K	0,96 W/m²K	0,97 W/m²K	1,0 W/m²K	1,0 W/m²K	1,0 W/m²K
40 mm	0,77 W/m²K	0,79 W/m²K	0,79 W/m²K	0,85 W/m²K	0,86 W/m²K	0,86 W/m²K
50 mm	0,64 W/m²K	0,65 W/m²K	0,65 W/m²K	0,73 W/m²K	0,74 W/m²K	0,74 W/m²K
60 mm	0,58 W/m²K	0,59 W/m²K	0,59 W/m²K	0,65 W/m²K	0,66 W/m²K	0,66 W/m²K
70 mm	0,53 W/m²K	0,53 W/m²K	0,53 W/m²K	0,60 W/m²K	0,60 W/m²K	0,60 W/m²K

Der Einfluss der Schrauben-
befestigung in Höhe von 0.14 W/m²K
ist berücksichtigt.

L'influence de la fixation à vis de
0.14 W/m²K est prise en compte.

The 0.14 W/m²K influence of the
screw fixing is taken into account.

System-Hinweise

Remarques concernant les systèmes

System instructions

VISS Fassade

VISS façade

VISS façade

**VISS HI 60 mm
mit Dämmprofil**







U_f-Werte nach EN 10077-2

**VISS HI 60 mm
avec gaine isolante**

Valeurs U_f selon EN 10077-2

**VISS HI 60 mm
with insulating core**

U_f values according to 10077-2

						
Glas Verre Glass	Pfofen 60/50 Montant 60/50 Mullion 60/50	Pfofen 60/100 Montant 60/100 Mullion 60/100	Pfofen 60/150 Montant 60/150 Mullion 60/150	Riegel 60/50 Traverse 60/50 Transom 60/50	Riegel 60/100 Traverse 60/100 Transom 60/100	Riegel 60/150 Traverse 60/150 Transom 60/150
30 mm	0,92 W/m²K	0,94 W/m²K	0,95 W/m²K	0,97 W/m²K	0,98 W/m²K	0,99 W/m²K
40 mm	0,75 W/m²K	0,76 W/m²K	0,76 W/m²K	0,82 W/m²K	0,84 W/m²K	0,84 W/m²K
50 mm	0,62 W/m²K	0,63 W/m²K	0,63 W/m²K	0,70 W/m²K	0,71 W/m²K	0,72 W/m²K
60 mm	0,55 W/m²K	0,56 W/m²K	0,56 W/m²K	0,63 W/m²K	0,64 W/m²K	0,64 W/m²K
70 mm	0,50 W/m²K	0,50 W/m²K	0,51 W/m²K	0,58 W/m²K	0,59 W/m²K	0,59 W/m²K

	76.140	76.141	76.142	76.140	76.141	76.142
Glas Verre Glass	Pfofen 60/180 Montant 60/180 Mullion 60/180	Pfofen 60/220 Montant 60/220 Mullion 60/220	Pfofen 60/280 Montant 60/280 Mullion 60/280	Riegel 60/180 Traverse 60/180 Transom 60/180	Riegel 60/220 Traverse 60/220 Transom 60/220	Riegel 60/280 Traverse 60/280 Transom 60/280
50 mm	0,63 W/m²K	0,64 W/m²K	0,64 W/m²K	0,72 W/m²K	0,72 W/m²K	0,72 W/m²K
70 mm	0,51 W/m²K	0,51 W/m²K	0,51 W/m²K	0,59 W/m²K	0,59 W/m²K	0,59 W/m²K

Der Einfluss der Schraubenbefestigung in Höhe von 0.14 W/m²K ist berücksichtigt.

L'influence de la fixation à vis de 0.14 W/m²K est prise en compte.

The 0.14 W/m²K influence of the screw fixing is taken into account.

System-Hinweise

Remarques concernant les systèmes

System instructions

VISS Fassade

VISS façade

VISS façade

**VISS HI 50 mm
mit Dämmprofil
Flaches Deckprofil**


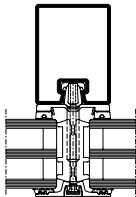
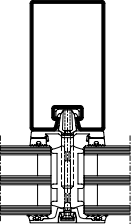
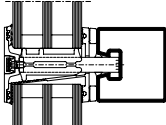
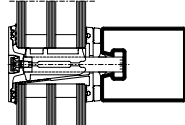

U_f-Werte nach EN 10077-2

**VISS HI 50 mm
avec gaine isolante
Profilé de recouvrement plat**

Valeurs U_f selon EN 10077-2

**VISS HI 50 mm
with insulating core
Flat cover cap**

U_f values according to 10077-2

						
Glas Verre Glass	Pfosten 50/50 Montant 50/50 Mullion 50/50	Pfosten 50/95 Montant 50/95 Mullion 50/95	Pfosten 50/140 Montant 50/140 Mullion 50/140	Riegel 50/50 Traverse 50/50 Transom 50/50	Riegel 50/95 Traverse 50/95 Transom 50/95	Riegel 50/140 Traverse 50/140 Transom 50/140
30 mm						
40 mm	0,84 W/m²K	0,87 W/m²K	0,86 W/m²K	0,92 W/m²K	0,94 W/m²K	0,94 W/m²K
50 mm	0,69 W/m²K	0,70 W/m²K	0,71 W/m²K	0,79 W/m²K	0,80 W/m²K	0,80 W/m²K
60 mm	0,62 W/m²K	0,63 W/m²K	0,63 W/m²K	0,69 W/m²K	0,70 W/m²K	0,70 W/m²K
70 mm	0,55 W/m²K	0,56 W/m²K	0,56 W/m²K	0,63 W/m²K	0,63 W/m²K	0,63 W/m²K

**Der Einfluss der Schrauben-
befestigung in Höhe von 0.14 W/m²K
ist berücksichtigt.**

**L'influence de la fixation à vis de
0.14 W/m²K est prise en compte.**

**The 0.14 W/m²K influence of the
screw fixing is taken into account.**

System-Hinweise

Remarques concernant les systèmes

System instructions

VISS Fassade

VISS façade

VISS façade

**VISS HI 60 mm
mit Dämmprofil
Flaches Deckprofil**





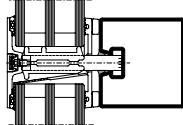
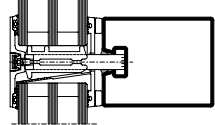
U_f-Werte nach EN 10077-2

**VISS HI 60 mm
avec gaine isolante
Profilé de recouvrement plat**

Valeurs U_f selon EN 10077-2

**VISS HI 60 mm
with insulating core
Flat cover cap**

U_f values according to 10077-2

						
Glas Verre Glass	Pfosten 60/50 Montant 60/50 Mullion 60/50	Pfosten 60/100 Montant 60/100 Mullion 60/100	Pfosten 60/150 Montant 60/150 Mullion 60/150	Riegel 60/50 Traverse 60/50 Transom 60/50	Riegel 60/100 Traverse 60/100 Transom 60/100	Riegel 60/150 Traverse 60/150 Transom 60/150
30 mm						
40 mm	0,81 W/m²K	0,82 W/m²K	0,83 W/m²K	0,88 W/m²K	0,90 W/m²K	0,90 W/m²K
50 mm	0,67 W/m²K	0,68 W/m²K	0,69 W/m²K	0,76 W/m²K	0,77 W/m²K	0,78 W/m²K
60 mm	0,59 W/m²K	0,60 W/m²K	0,60 W/m²K	0,67 W/m²K	0,68 W/m²K	0,69 W/m²K
70 mm	0,52 W/m²K	0,53 W/m²K	0,53 W/m²K	0,61 W/m²K	0,61 W/m²K	0,62 W/m²K

Glas Verre Glass	76.140 Pfosten 60/180 Montant 60/180 Mullion 60/180	76.141 Pfosten 60/220 Montant 60/220 Mullion 60/220	76.142 Pfosten 60/280 Montant 60/280 Mullion 60/280	76.140 Riegel 60/180 Traverse 60/180 Transom 60/180	76.141 Riegel 60/220 Traverse 60/220 Transom 60/220	76.142 Riegel 60/280 Traverse 60/280 Transom 60/280
50 mm	0,69 W/m²K	0,69 W/m²K	0,69 W/m²K	0,78 W/m²K	0,78 W/m²K	0,78 W/m²K
70 mm	0,53 W/m²K	0,53 W/m²K	0,53 W/m²K	0,62 W/m²K	0,62 W/m²K	0,62 W/m²K

**Der Einfluss der Schrauben-
befestigung in Höhe von 0.14 W/m²K
ist berücksichtigt.**

**L'influence de la fixation à vis de
0.14 W/m²K est prise en compte.**

**The 0.14 W/m²K influence of the
screw fixing is taken into account.**

System-Hinweise

Remarques concernant les systèmes

System instructions

VISS Fassade

VISS façade

VISS façade

VISS 50 mm

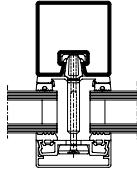
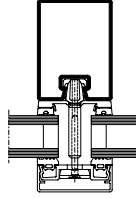
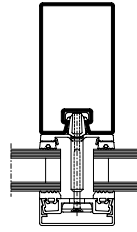
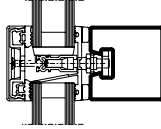

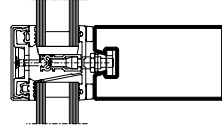
U_f-Werte nach EN 10077-2

VISS 50 mm

Valeurs U_f selon EN 10077-2

VISS 50 mm

U_f values according to 10077-2

						
Glas Verre Glass	Pfosten 50/50 Montant 50/50 Mullion 50/50	Pfosten 50/95 Montant 50/95 Mullion 50/95	Pfosten 50/140 Montant 50/140 Mullion 50/140	Riegel 50/50 Traverse 50/50 Transom 50/50	Riegel 50/95 Traverse 50/95 Transom 50/95	Riegel 50/140 Traverse 50/140 Transom 50/140
20 mm	1,7 W/m ² K	1,8 W/m ² K	1,7 W/m ² K	1,5 W/m ² K	1,5 W/m ² K	1,5 W/m ² K
30 mm	1,5 W/m ² K	1,6 W/m ² K	1,6 W/m ² K	1,3 W/m ² K	1,4 W/m ² K	1,4 W/m ² K
40 mm	1,4 W/m ² K	1,5 W/m ² K	1,5 W/m ² K	1,3 W/m ² K	1,3 W/m ² K	1,3 W/m ² K
50 mm	1,4 W/m ² K	1,4 W/m ² K	1,4 W/m ² K	1,2 W/m ² K	1,2 W/m ² K	1,2 W/m ² K
60 mm	1,3 W/m ² K	1,4 W/m ² K	1,4 W/m ² K	1,2 W/m ² K	1,2 W/m ² K	1,2 W/m ² K
70 mm	1,3 W/m ² K	1,3 W/m ² K	1,3 W/m ² K	1,2 W/m ² K	1,2 W/m ² K	1,2 W/m ² K

Der Einfluss der Schraubenbefestigung in Höhe von 0.14 W/m²K ist berücksichtigt.

L'influence de la fixation à vis de 0.14 W/m²K est prise en compte.

The 0.14 W/m²K influence of the screw fixing is taken into account.

System-Hinweise

Remarques concernant les systèmes

System instructions

VISS Fassade

VISS façade

VISS façade

VISS 60 mm







U_f-Werte nach EN 10077-2

VISS 60 mm

Valeurs U_f selon EN 10077-2

VISS 60 mm

U_f values according to 10077-2

						
Glas Verre Glass	Pfosten 60/50 Montant 60/50 Mullion 60/50	Pfosten 60/100 Montant 60/100 Mullion 60/100	Pfosten 60/150 Montant 60/150 Mullion 60/150	Riegel 60/50 Traverse 60/50 Transom 60/50	Riegel 60/100 Traverse 60/100 Transom 60/100	Riegel 60/150 Traverse 60/150 Transom 60/150
20 mm	1,6 W/m²K	1,7 W/m²K	1,6 W/m²K	1,4 W/m²K	1,4 W/m²K	1,5 W/m²K
30 mm	1,4 W/m²K	1,5 W/m²K	1,4 W/m²K	1,2 W/m²K	1,3 W/m²K	1,3 W/m²K
40 mm	1,3 W/m²K	1,3 W/m²K	1,3 W/m²K	1,1 W/m²K	1,2 W/m²K	1,2 W/m²K
50 mm	1,2 W/m²K	1,2 W/m²K	1,2 W/m²K	1,1 W/m²K	1,1 W/m²K	1,1 W/m²K
60 mm	1,1 W/m²K	1,2 W/m²K	1,1 W/m²K	1,0 W/m²K	1,1 W/m²K	1,1 W/m²K
70 mm	1,1 W/m²K	1,1 W/m²K	1,1 W/m²K	1,0 W/m²K	1,0 W/m²K	1,0 W/m²K

	76.140 Pfosten 60/180 Montant 60/180 Mullion 60/180	76.141 Pfosten 60/220 Montant 60/220 Mullion 60/220	76.142 Pfosten 60/280 Montant 60/280 Mullion 60/280	76.140 Riegel 60/180 Traverse 60/180 Transom 60/180	76.141 Riegel 60/220 Traverse 60/220 Transom 60/220	76.142 Riegel 60/280 Traverse 60/280 Transom 60/280
50 mm	1,3 W/m²K	1,3 W/m²K	1,3 W/m²K	1,1 W/m²K	1,1 W/m²K	1,1 W/m²K
70 mm	1,1 W/m²K	1,1 W/m²K	1,1 W/m²K	1,0 W/m²K	1,0 W/m²K	1,0 W/m²K

Der Einfluss der Schraubenbefestigung in Höhe von 0.14 W/m²K ist berücksichtigt.

L'influence de la fixation à vis de 0.14 W/m²K est prise en compte.

The 0.14 W/m²K influence of the screw fixing is taken into account.

System-Hinweise

Remarques concernant les systèmes







System instructions

VISS Fassade

VISS façade

VISS façade

VISS 50 mm
Flaches DeckprofilU_f-Werte nach EN 10077-2**VISS 50 mm**
Profilé de recouvrement platValeurs U_f selon EN 10077-2**VISS 50 mm**
Flat cover capU_f values according to 10077-2

						
Glas Verre Glass	Pfosten 50/50 Montant 50/50 Mullion 50/50	Pfosten 50/95 Montant 50/95 Mullion 50/95	Pfosten 50/140 Montant 50/140 Mullion 50/140	Riegel 50/50 Traverse 50/50 Transom 50/50	Riegel 50/95 Traverse 50/95 Transom 50/95	Riegel 50/140 Traverse 50/140 Transom 50/140
20 mm	1,9 W/m ² K	2,0 W/m ² K	2,0 W/m ² K	1,6 W/m ² K	1,7 W/m ² K	1,7 W/m ² K
30 mm	1,7 W/m ² K	1,7 W/m ² K	1,7 W/m ² K	1,4 W/m ² K	1,5 W/m ² K	1,5 W/m ² K
40 mm	1,5 W/m ² K	1,6 W/m ² K	1,6 W/m ² K	1,3 W/m ² K	1,4 W/m ² K	1,4 W/m ² K
50 mm	1,4 W/m ² K	1,5 W/m ² K	1,5 W/m ² K	1,3 W/m ² K	1,3 W/m ² K	1,3 W/m ² K
60 mm	1,4 W/m ² K	1,4 W/m ² K	1,4 W/m ² K	1,2 W/m ² K	1,3 W/m ² K	1,3 W/m ² K
70 mm	1,3 W/m ² K	1,3 W/m ² K	1,3 W/m ² K	1,2 W/m ² K	1,2 W/m ² K	1,2 W/m ² K

Der Einfluss der Schrauben-
befestigung in Höhe von 0.14 W/m²K
ist berücksichtigt.

L'influence de la fixation à vis de
0.14 W/m²K est prise en compte.

The 0.14 W/m²K influence of the
screw fixing is taken into account.

System-Hinweise

Remarques concernant les systèmes

System instructions

VISS Fassade

VISS façade

VISS façade

**VISS 60 mm
Flaches Deckprofil**







U_f-Werte nach EN 10077-2

**VISS 60 mm
Profilé de recouvrement plat**

Valeurs U_f selon EN 10077-2

**VISS 60 mm
Flat cover cap**

U_f values according to 10077-2

						
Glas Verre Glass	Pfosten 60/50 Montant 60/50 Mullion 60/50	Pfosten 60/100 Montant 60/100 Mullion 60/100	Pfosten 60/150 Montant 60/150 Mullion 60/150	Riegel 60/50 Traverse 60/50 Transom 60/50	Riegel 60/100 Traverse 60/100 Transom 60/100	Riegel 60/150 Traverse 60/150 Transom 60/150
20 mm	1,7 W/m ² K	1,8 W/m ² K	1,8 W/m ² K	1,5 W/m ² K	1,6 W/m ² K	1,6 W/m ² K
30 mm	1,5 W/m ² K	1,5 W/m ² K	1,6 W/m ² K	1,3 W/m ² K	1,3 W/m ² K	1,4 W/m ² K
40 mm	1,3 W/m ² K	1,4 W/m ² K	1,4 W/m ² K	1,2 W/m ² K	1,2 W/m ² K	1,2 W/m ² K
50 mm	1,2 W/m ² K	1,3 W/m ² K	1,3 W/m ² K	1,1 W/m ² K	1,2 W/m ² K	1,2 W/m ² K
60 mm	1,2 W/m ² K	1,2 W/m ² K	1,2 W/m ² K	1,1 W/m ² K	1,1 W/m ² K	1,1 W/m ² K
70 mm	1,1 W/m ² K	1,1 W/m ² K	1,2 W/m ² K	1,1 W/m ² K	1,1 W/m ² K	1,1 W/m ² K

	76.140 Pfosten 60/180 Montant 60/180 Mullion 60/180	76.141 Pfosten 60/220 Montant 60/220 Mullion 60/220	76.142 Pfosten 60/280 Montant 60/280 Mullion 60/280	76.140 Riegel 60/180 Traverse 60/180 Transom 60/180	76.141 Riegel 60/220 Traverse 60/220 Transom 60/220	76.142 Riegel 60/280 Traverse 60/280 Transom 60/280
50 mm	1,3 W/m ² K	1,3 W/m ² K	1,3 W/m ² K	1,2 W/m ² K	1,2 W/m ² K	1,2 W/m ² K
70 mm	1,2 W/m ² K	1,2 W/m ² K	1,2 W/m ² K	1,1 W/m ² K	1,1 W/m ² K	1,1 W/m ² K

**Der Einfluss der Schrauben-
befestigung in Höhe von 0.14 W/m²K
ist berücksichtigt.**





**L'influence de la fixation à vis de
0.14 W/m²K est prise en compte.**

**The 0.14 W/m²K influence of the
screw fixing is taken into account.**

U_f-Werte
 (nach EN ISO 10077-2:2018-01)

Valeurs U_f
 (selon EN ISO 10077-2:2018-01)

U_f values
 (according to EN ISO 10077-2:2018-01)

	Füllelementstärken Elements de remplissages Infill elements			
	≥ 27 mm	≥ 32 mm	≥ 37 mm	≥ 42 mm
	2.9 W/m ² K	2.6 W/m ² K	2.5 W/m ² K	2.4 W/m ² K
	2.9 W/m ² K	2.5 W/m ² K	2.4 W/m ² K	2.3 W/m ² K
	2.6 W/m ² K	2.4 W/m ² K	2.3 W/m ² K	2.2 W/m ² K

System-Hinweise

Remarques concernant les systèmes

System instructions

VISS Fassade






VISS façade

VISS façade

U_f-Werte
(nach EN ISO 10077-2:2018-01)

Valeurs U_f
(selon EN ISO 10077-2:2018-01)

U_f values
(according to EN ISO 10077-2:2018-01)

	Füllelementstärken Elements de remplissages Infill elements			
	≥ 27 mm	≥ 32 mm	≥ 37 mm	≥ 42 mm
	3.1 W/m ² K	2.9 W/m ² K	2.8 W/m ² K	2.7 W/m ² K
	2.9 W/m ² K	2.6 W/m ² K	2.5 W/m ² K	2.5 W/m ² K
	2.0 W/m ² K	2.1 W/m ² K	2.1 W/m ² K	2.0 W/m ² K
	3.0 W/m ² K	3.0 W/m ² K	3.0 W/m ² K	3.0 W/m ² K

VISS Fassade
VISS façade
VISS façade

Inhaltsverzeichnis

Sommaire

Content

VISS Fassade

VISS façade

VISS façade

Systemübersicht

Merkmale
Zulassungen
Systemausführungen

Sommaire du système

Caractéristiques
Homologations
Exécutions de système

Summary of system

Characteristics
Authorisations
System versions

2

Profilsortiment

Profile 50 und 60 mm
Deckprofile 50 und 60 mm

Assortiment de profilé

Profilés 50 et 60 mm
Profilés de recouvrement 50 et 60 mm

Range of profiles

Profiles 50 and 60 mm
Cover sections 50 and 60 mm

11

Konstruktions-Hinweise

Schnittpunkte
Konstruktionsdetails
Anschlüsse am Bau
System-Hinweise

Indications du construction

Coupes de détails
Détails de construction
Raccords au mur
Remarques concernant les systèmes

Construction instructions

Section details
Construction details
Attachment to structure
System instructions

19

Merkmale

Caractéristiques

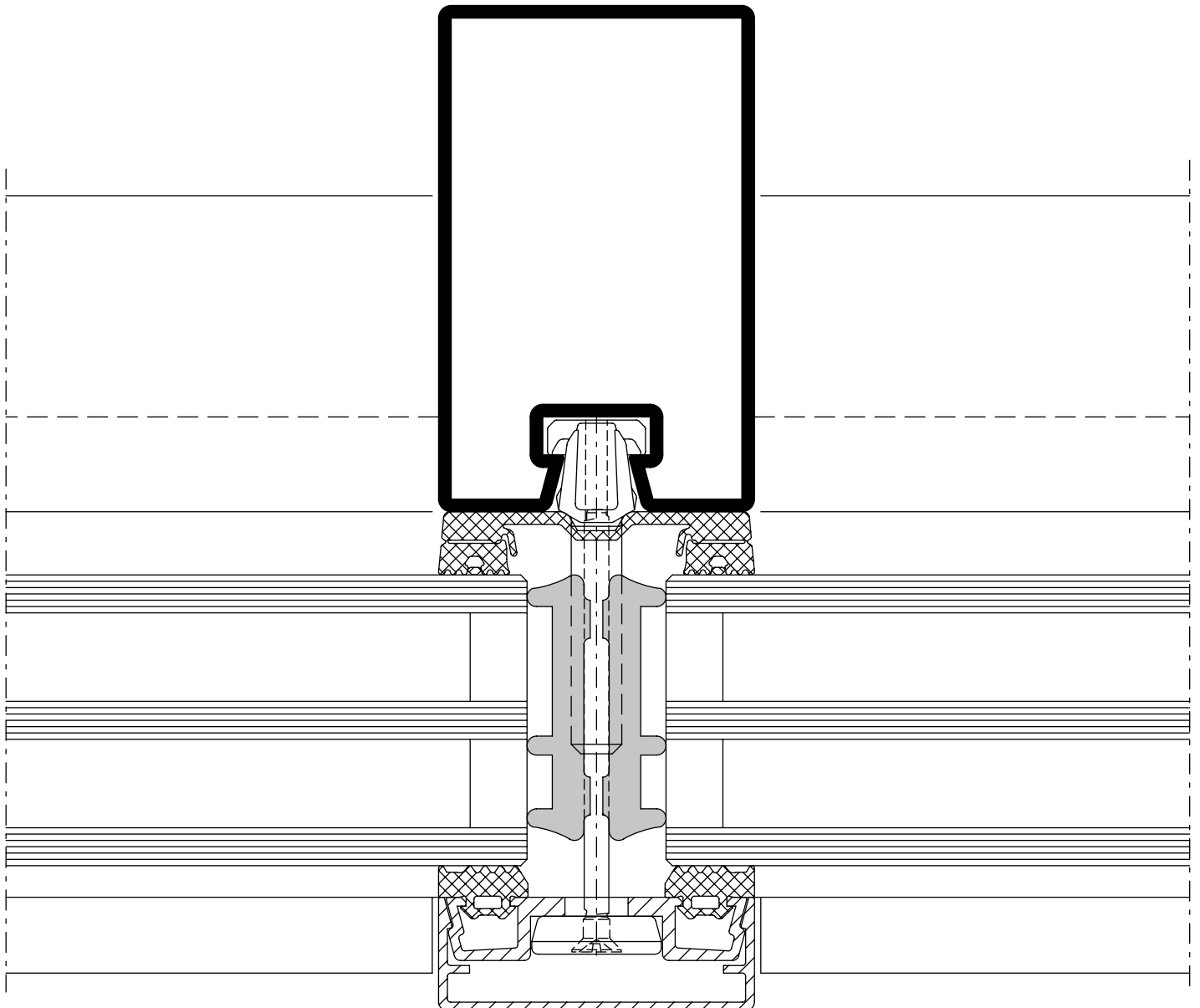
Characteristics

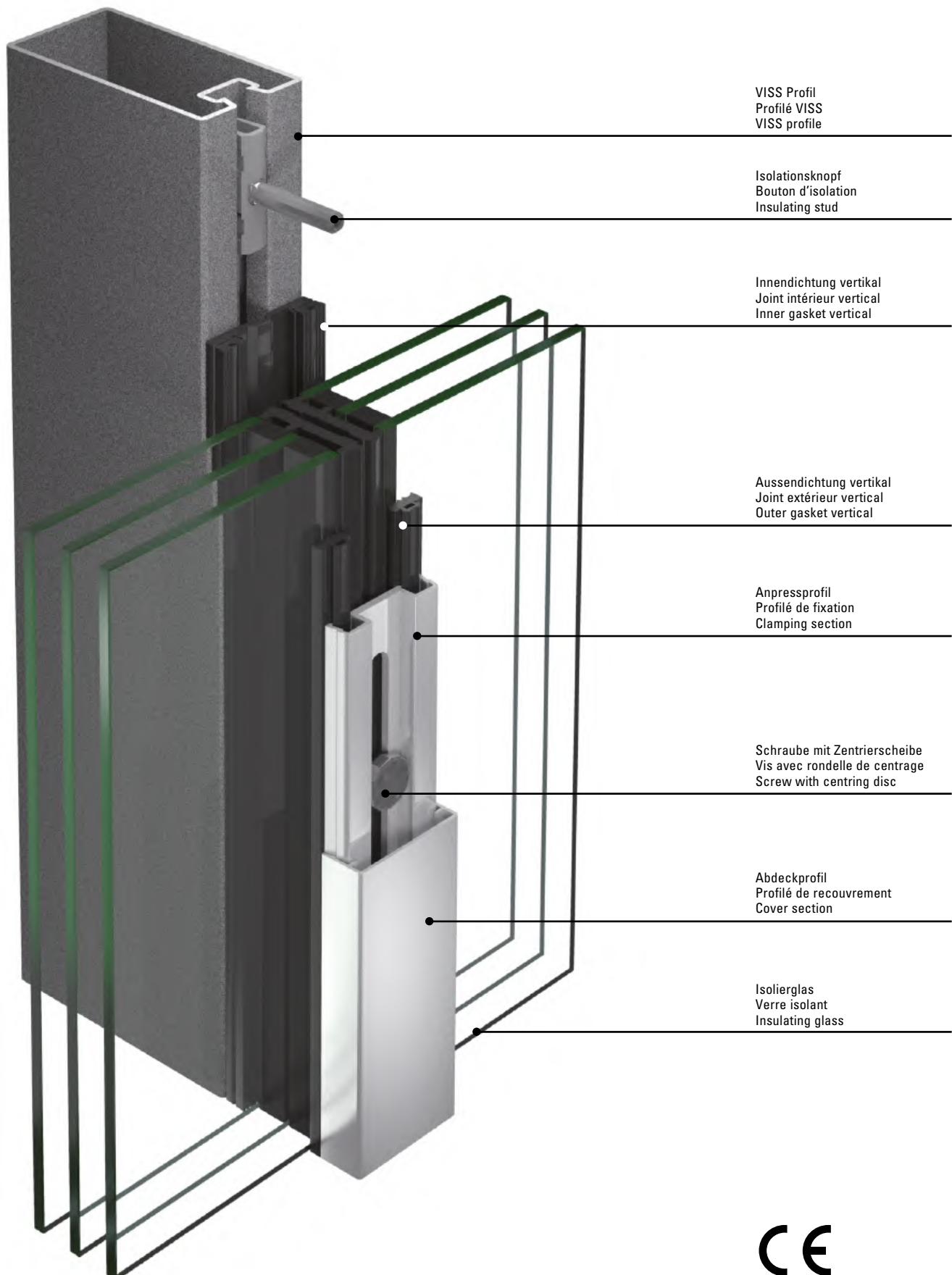
VISS Fassade

VISS façade

VISS façade












- CE-Kennzeichnung nach EN 13830 oder EN 14351-1
 - U_{CW} eingebaut Werte bis 0.73 W/m²K
 - U_f Werte bis 0.65 W/m²K
 - Ansichtsbreiten 50 und 60 mm
 - Füllelementstärken 6 bis 70 mm
 - Füllelementgewichte bis 1800 kg
Flügelgewichte bis 550 kg
 - Kombinierbar mit der Aufsatzkonstruktion VISS Basic, der Brandschutzlösung VISS Fire und der Einbruchhemmenden Variante VISS RC
- Marquage CE selon EN 13830 ou EN 14351-1
 - Valeurs U_{CW} (monté) jusqu'à 0.73 W/m²K
 - Valeurs U_f jusqu'à 0.65 W/m²K
 - Largeurs de face 50 et 60 mm
 - Éléments de remplissage de 6 à 70 mm d'épaisseur
 - Poids de remplissage jusqu'à 1800 kg
Poids du vantail jusqu'à 550 kg
 - Combinable avec la construction rapportée VISS Basic, la protection incendie VISS Fire et la variante anti-effraction VISS RC
- CE marking in accordance with EN 13830 or EN 14351-1
 - U_{CW} installed values to 0.73 W/m²K
 - U_f values to 0.65 W/m²K
 - 50 and 60 mm face widths
 - Infill panel thicknesses of 6 to 70 mm
 - Infill unit weights up to 1800 kg
Leaf weight up to 550 kg
 - Can be combined with the VISS Basic add-on construction, the VISS Fire fire protection solution and the VISS RC burglar-resistant version





Leistungseigenschaften
Caractéristiques de performance
Performance characteristics

VISS Fassade
 VISS façade
 VISS façade

	Prüfungen (Prüfnorm) Essais (Norme d'essai) Tests (Test standard)	Klassifizierungs-Norm Norme de classification Classification standard	Werte Valeurs Values
	Schlagregendichtheit (EN 12155) Etanchéité à la pluie battante (EN 12155) Watertightness (EN 12155)	EN 12154	RE 1200
	Widerstand bei Windlast (EN 12179) Résistance à la pression du vent (EN 12179) Resistance to wind load (EN 12179)	EN 13116	Bemessungslast 2 kN/m ² Charge de calcul 2 kN/m ² Designed load 2 kN/m ²
	Luftdurchlässigkeit (EN 12153) Perméabilité à l'air (EN 12153) Air permeability (EN 12153)	EN 12152	Klasse AE Classe AE Class AE
	Wärmedurchgangskoeffizient (EN 13947) Transmission thermique (EN 13947) Thermal transmittance (EN 13947)	EN ISO 10077-2	ab $U_f > 0.65 \text{ W/m}^2\text{K}$ dès $U_f > 0.65 \text{ W/m}^2\text{K}$ from $U_f > 0.65 \text{ W/m}^2\text{K}$
	Schallschutz (EN ISO 140-3) Isolation phonique (EN ISO 140-3) Sound insulation (EN ISO 140-3)	EN ISO 717-1	R_w 47 dB (-1; -5) (C, Ctr)
	Einbruchhemmung Anti-effraction Burglar resistance	prEN 1627	RC2 / RC3 / RC4
	Durchschusshemmung (EN 1523) Résistance aux balles (EN 1523) Bullet proofing (EN 1523)	EN 1522	FB4 NS
	Stossfestigkeit Résistance au chocs Impact strength	EN 14019	Klasse E5 / I5 Classe E5 / I5 Class E5 / I5
	Brandverhalten Réaction au feu Reaction to fire	EN 13501-1	Klasse B Classe B Class B
	Längsschalldämmung Isolation acoustique longitudinale Insulation against flanking transmission	prEN ISO 10848-2 (4/2004)	vertikal 62 dB horizontal 59 dB
	Technische Regeln für die Verwendung von absturzsichernden Verglasungen Règlement technique pour la sécurité anti-chute des vitrages The technical regulations for protecting glazing against falling out	DIN 180008-4	Kategorie A Catégorie A Category A

Avis Technique (Frankreich)
Fassade VISS TV 1S
Zulassung Nr. 02/12-1501,
C.S.T.B. Marne la Vallée/FR

Avis Technique (France)
Façade VISS TV 1S
Autorisation no 02/12-1501,
C.S.T.B. Marne la Vallée/FR

Avis Technique (France)
Façade VISS TV 1S
Autorisation nr. 02/12-1501,
C.S.T.B. Marne la Vallée/FR

Klemmverbindung (Deutschland)
AbZ Z-14.4-459 (Isolationsknöpfe)

Jonction par serrage (Allemagne)
AbZ Z-14.4-459 (bouton d'isolation)

Clamp connection (Germany)
AbZ Z-14.4-459 (insulation studs)

CWCT-Test
Die Fassade wurde nach den
Anforderungen des CWCT geprüft.

Luftdurchlässigkeit/
Wasserdichtheit: PASS
Zulässige Windlast 2400 Pa
Sicherheitslast 3600 Pa

Test CWCT
La façade a été contrôlée suivant les
exigences du CWCT.

Perméabilité à l'air/
Étanchéité à l'eau: PASS
Charge du vent admissible 2400 Pa
Charge de sécurité 3600 Pa


CWCT test
The facades were certified in compliance
with the requirements of the CWCT.

Air permeability/
Watertightness: PASS
Permissible wind load 2400 Pa
Security load 3600 Pa

Passivhaus-Zertifikat

Certificat maison passive

Passive house certificate



VISS RC


- Ansichtsbreiten 50 mm und 60 mm
- Keine sichtbare Einbruchhemmung ist erkennbar
- RC Lösung kann im VISS Standard und VISS Basic angewendet werden
- Kombination der beiden Systeme mit RC ebenfalls möglich
- Einbruch- und Ausbruchhemmung nach EN 1627
- VISS RC Versionen sind mit den einbruchhemmenden Profillösungen bis RC3 für Janisol, Janisol HI, Arte und Janisol Primo im Fensterbereich sowie Janisol HI, Janisol im Türbereich kombinierbar

VISS RC

- Largeurs de face 50 mm et 60 mm
- Absence de protection anti-effraction visible détectable
- La solution RC peut être appliquée dans les versions VISS Standard et VISS Basic
- Combinaison possible des deux systèmes avec RC
- Anti-effraction et anti-évasion selon EN 1627
- Les versions VISS RC peuvent être combinées avec les solutions de profilés à protection anti-effraction jusqu'à RC3 pour Janisol, Janisol HI, Arte et Janisol Primo dans le domaine des fenêtres, et avec les profilés pour Janisol HI, Janisol dans le domaine des portes

VISS RC

- Face widths of 50 mm and 60 mm
- No "visible" burglar resistance
- RC solution can be applied in the VISS Standard and VISS Basic systems
- Combination of both systems with RC also possible
- Burglar and break-out resistance in accordance with EN 1627
- VISS RC versions can be combined with the burglar-resistant profile solutions up to RC3 for Janisol, Janisol HI, Arte and Janisol Primo in windows as well as Janisol HI and Janisol in doors



VISS HI

- Hochisolierte Stahlfassade in Pfosten-Riegel-Bauweise
- Passivhaus zertifizierte Komponente
- Ermöglicht ein nachhaltiges Bauen
- Geeignet für besonders hohe Ansprüche im Isolationsbereich

VISS HI

- Façade en acier hautement isolée à montage montants-traverses
- Composants certifiés Maison Passive
- Permet une construction durable
- Adapté à des exigences particulièrement hautes dans le domaine de l'isolation

VISS HI

- Highly insulated steel façade as mullion/transom construction
- Passive house-certified components
- Allows sustainable construction
- Suitable for particularly high insulation requirements



VISS flaches Deckprofil

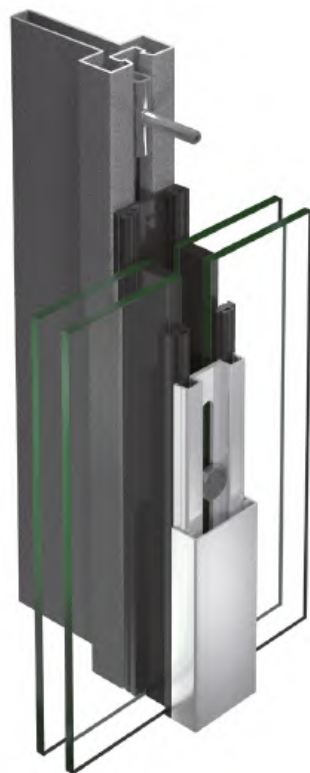
- Die wirtschaftliche Lösung für SG Optik
- Das Auge gleitet über die Fassade, ohne von signifikanten optischen Teilern abgelenkt zu werden
- Keine sichtbaren Schrauben
- Zweifarbig eloxierbar oder beschichtbar

VISS Profilé de recouvrement plat

- Solution économique pour l'optique SG
- L'œil parcourt la façade sans tomber sur des séparateurs optiques marqués
- Pas de vis visibles
- Capacité d'anodisation en deux couleurs ou au revêtement

VISS flat cover cap profile

- The economical solution for SG look
- The eye glides over the façade without being distracted by obtrusive visual dividers
- No visible screws
- Can be anodised or coated in two colours



VISS Linea / Personal Profiles

- Designprofil Linea mit filigraner Ansicht bei hoher statischer Leistung
- Für individuelle und ästhetische Ansprüche
- Ertüchtigung möglich durch eingeschobenen Flachstahl
- Profil integriert im vorhandenen VISS System und Anschluss ohne Benutzung von Sonderteilen

VISS Linea / Personal Profiles

- Profilé design Linea à face fine pour une haute performance statique
- Pour des exigences spécifiques et esthétiques
- Peut être renforcé par l'insertion de plaques en acier
- Profilé intégré dans le système VISS existant et raccordement sans utilisation de pièces spéciales

VISS Linea / Personal profiles

- Linea design profile with slimline sightlines and high structural performance
- For individual and aesthetic requirements
- Can be reinforced by inserting steel plates
- Profile integrated in existing VISS system and attachment without the use of special parts



VISS Sonnenschutz

- Abgestimmt auf das VISS System
- Im Sinne der Nachhaltigkeit erlaubt der Sonnenschutz eine energieeffiziente Planung
- Ein angenehmes Klima für die Nutzer durch den optimalen Sonnenschutz

VISS Protection solaire

- Adapté au système VISS
- Conformément au principe de durabilité, la protection solaire permet une planification qui tient compte de l'efficacité énergétique
- Climat agréable pour le personnel grâce à la protection solaire optimale

VISS sun shading

- Tailored to the VISS system
- In terms of sustainability, the sun shading facilitates energy-efficient planning
- Optimum sun shading provides a pleasant climate for the employees



VISS Fassadentür


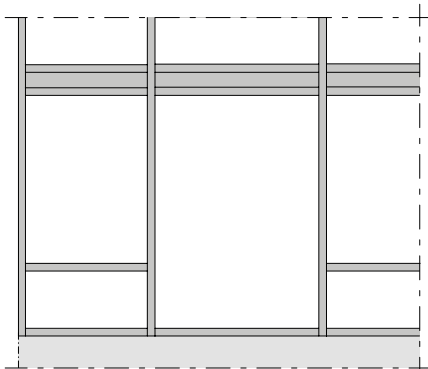

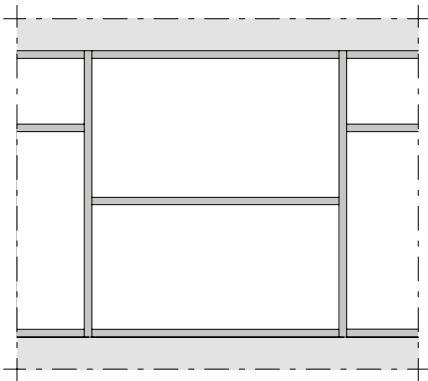

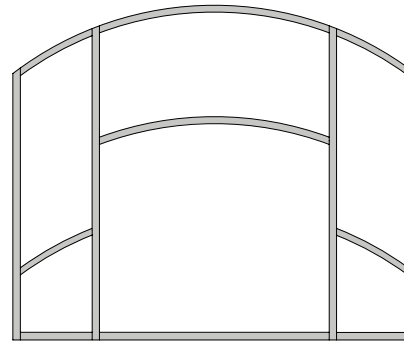
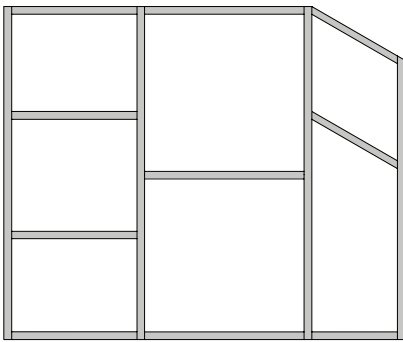
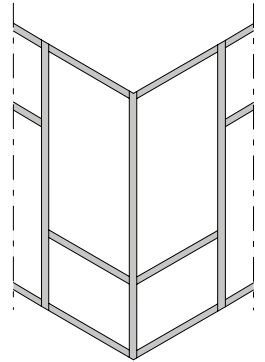
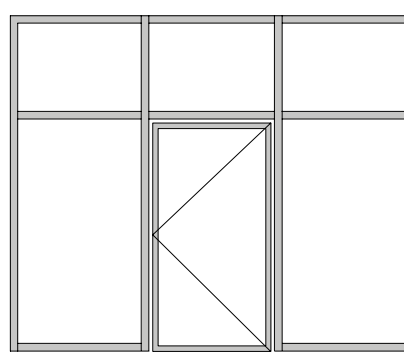

- Erscheinungsbild identisch mit Fassadenkonstruktion
- variable Türgrößen, je nach Profilwahl und Einsatzgebiet bis 6 m Höhe möglich
- Grossflächige Drehtür als Servicetür oder als Durchgang für Transportzwecke, z.B. bei Ausstellungen, Autohäuser, Museen, Atrien, etc.

VISS Porte de façade

- Se fond dans la construction de la façade
- Différentes dimensions de porte possibles jusqu'à une hauteur de 6 m suivant le choix du profilé et le domaine d'application
- Porte pivotante de grande surface servant de porte de service ou de passage pour transporter le nécessaire, par exemple pour les expositions, les garages, les musées, les atriums, etc.

VISS façade door

- Appearance identical to façade construction
- Variable door sizes of up to 6 m in height possible depending on the choice of profiles and the area of use
- Large side-hung door as service door or as access route for transport purposes, e.g. for expeditions, car dealerships, museums, atriums etc.



Jansen Docu Center

Die Plattform zum effizienten Arbeiten mit Jansen Dokumentationen. Im Jansen Docu Center stehen alle Produktinformationen jederzeit digital in der aktuellsten Version zur Verfügung: von Architekten-Informationen über Bestell- und Fertigungskatalogen bis hin zu Anleitungen und Prospekten sowie Videos.

Die Inhalte können einfach und schnell aufgerufen werden. Ein für den Anwender komfortables papierloses Arbeiten, das zahlreiche Vorteile bietet.

Download CAD Daten

DXF

DWG

Sie können die Zeichnungen in den Formaten DXF und/oder DWG herunterladen. Klicken Sie auf das entsprechende Icon und der Download erfolgt.

Die Hinweise «Artikelbibliothek/Türbeschläge/Fensterbeschläge» bedeuten, dass Sie mit einem Klick die gesamte Artikelbibliothek des entsprechenden Systems herunterladen (Profile, Beschläge, Glasleisten, Zubehör etc.).

Info und Beratung

Gerne beraten wir Sie persönlich und stehen Ihnen bei Fragen zur Verfügung. Bitte schreiben Sie uns Ihre Anliegen an: info@jansen.com

Jansen Docu Center

La plate-forme pour travailler efficacement avec les documentations Jansen. Le Jansen Docu Center met à votre disposition les informations sur les produits, en format numérique et dans une version actualisée: des catalogues de commande et de fabrication aux instructions et prospectus, en passant par les informations destinées aux architectes et vidéos.

Les contenus sont facilement et rapidement accessibles. Une manière de travailler confortable et offrant de nombreux avantages.

Télécharger fichiers DAO

DXF

DWG

Vous pouvez télécharger les dessins aux formats DXF et/ou DWG. Cliquez sur l'icône correspondante et le téléchargement s'effectuera.

Les indications «Bibliothèque des articles/Ferures de porte/Ferures de fenêtres» signifie que vous téléchargez la totalité de la bibliothèque des articles du système donné (profilés, ferrures, parcloles, accessoires etc.).

Info et conseils

Nous vous conseillons volontiers individuellement et sommes à votre disposition si vous avez des questions à poser. Veuillez nous envoyer votre requête à: info@jansen.com

Jansen Docu Center

The platform for working efficiently with Jansen documentation. The latest version of all the product information is available digitally at any time in the Jansen Docu Center – from order and fabrication manuals to architect information, instructions and brochures and videos.

The content can be retrieved quickly and easily. The user can work conveniently without paper, which has numerous benefits.

Download CAD files

DXF

DWG

You can download the drawings in DXF and/or DWG format. Click on the relevant icon to begin the download.

The items «Article library/Door fittings/Window fittings» means that you download the entire article library for the corresponding system with one click (profiles, fittings, glazing beads, accessories etc.).

Information and advice

We would be delighted to provide you with advice in person and are available to answer any questions you may have. Please write to us with your queries at: info@jansen.com

Profile 50 mm (Masstab 1:3)

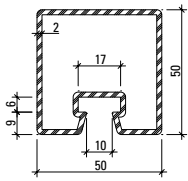
Profils 50 mm (échelle 1:3)

Profiles 50 mm (scale 1:3)

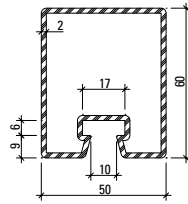
VISS Fassade

VISS façade

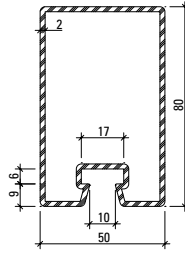
VISS façade



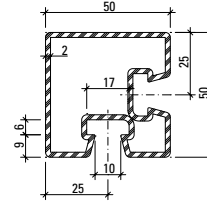
76.694
76.694 Z



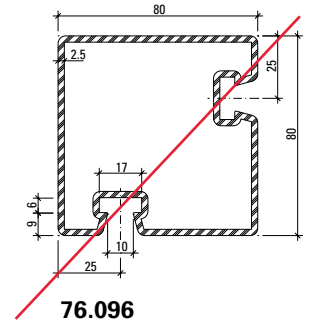
76.671
76.671 Z



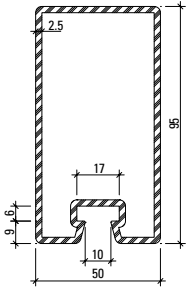
76.696
76.696 Z



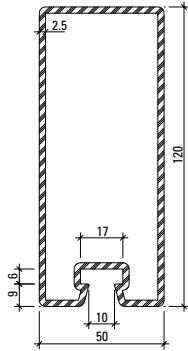
76.094



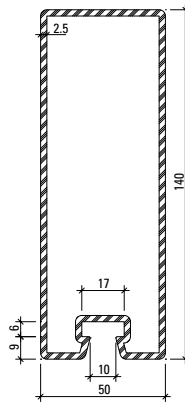
~~**76.096**~~



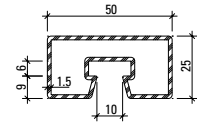
76.697
76.697 Z



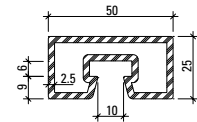
76.679
76.679 Z



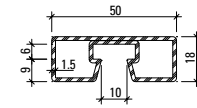
76.666
76.666 Z



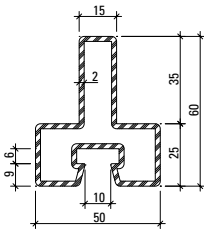
76.682



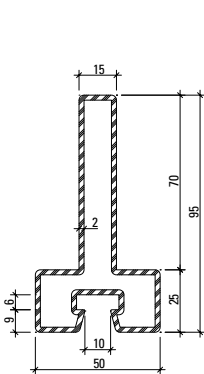
76.680



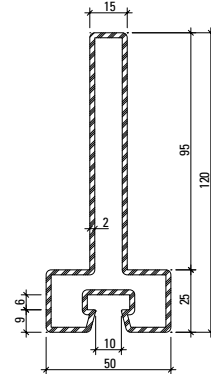
76.692



76.114



76.115



76.116

Profil-Nr.	G kg/m	F cm ²	I _x cm ⁴	W _x cm ³	I _y cm ⁴	W _y cm ³	U m ² /m	L mm
76.094	4,090	5,2	15,2	5,8	15,2	5,8	0,280	6000
76.096	7,437	9,5	83,8	20,5	83,8	20,5	0,391	6000
76.666	7,910	10,1	241,3	32,3	43,7	17,5	0,412	6500
76.671	3,860	4,9	23,3	7,2	17,3	6,9	0,260	6500
76.679	7,120	9,1	162,2	25,2	37,9	15,2	0,373	6500
76.680	3,390	4,3	3,2	2,4	11,1	4,4	0,182	6100
76.682	2,120	2,7	2,2	1,7	7,2	2,9	0,190	6000
76.692	1,900	2,5	0,9	1,0	5,9	2,4	0,176	6000
76.694	3,500	4,5	14,7	5,6	15,0	6,0	0,240	6500
76.696	4,450	5,7	47,6	11,1	21,9	8,8	0,300	6500
76.697	6,100	7,9	90,2	17,6	31,0	12,4	0,330	6500
76.114	3,820	4,9	15,4	4,1	9,8	3,9	0,251	6000
76.115	4,920	6,3	54,8	9,3	10,4	4,2	0,321	6000
76.116	5,710	7,3	105,0	14,3	10,8	4,3	0,371	6000

Profile 60 mm (Massstab 1:3)

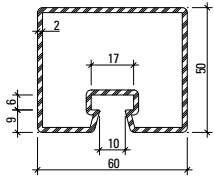
Profils 60 mm (échelle 1:3)

Profiles 60 mm (scale 1:3)

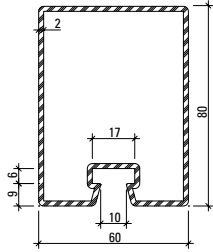
VISS Fassade

VISS façade

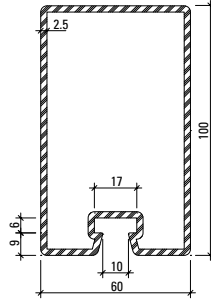
VISS façade



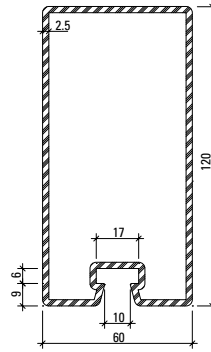
76.695
76.695 Z



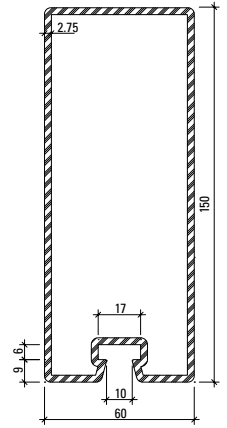
76.678
76.678 Z



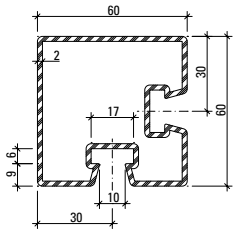
76.684
76.684 Z



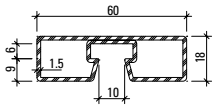
76.698
76.698 Z



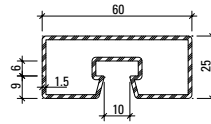
76.667
76.667 Z



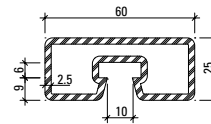
76.095



76.693



76.683

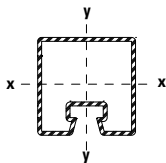


76.681

Artikelbibliothek
Bibliothèque des articles
Article library

DXF **DWG**

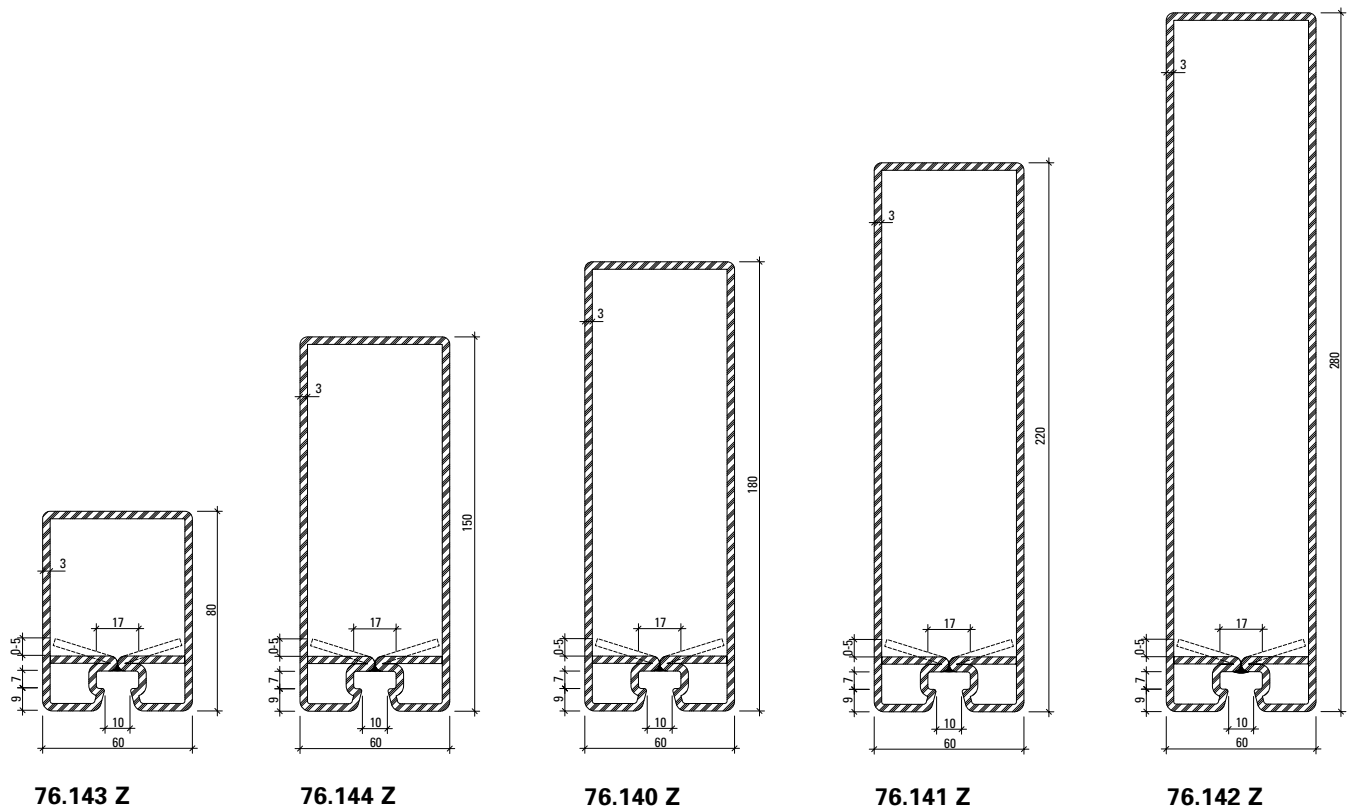
Stabachse
Axe de la barre
Bar axis



Profil-Nr.	G kg/m	F cm ²	I _x cm ⁴	W _x cm ³	I _y cm ⁴	W _y cm ³	U m ² /m	L mm
76.095	4,750	6,1	27,2	8,6	27,2	8,6	0,311	6000
76.667	9,530	12,1	342,8	43,0	75,1	25,0	0,452	6500
76.678	4,800	6,1	53,9	12,6	32,8	11,0	0,320	6500
76.681	3,790	4,8	3,8	2,9	17,3	5,8	0,202	6100
76.683	2,360	3,0	2,6	2,0	11,1	3,7	0,210	6000
76.684	6,730	8,6	114,1	21,3	48,3	16,1	0,352	6500
76.693	2,140	2,8	1,3	1,3	9,3	3,1	0,196	6000
76.695	3,800	4,9	17,2	6,5	22,9	7,6	0,260	6500
76.698	7,500	9,7	179,6	28,0	56,6	18,9	0,400	6500

Profile 60 mm (Masstab 1:3)
 Profils 60 mm (échelle 1:3)
 Profiles 60 mm (scale 1:3)

VISS Fassade
 VISS façade
 VISS façade



Aufgrund von Fertigungstoleranzen kann die Lage des Rückbogens von 0 bis 5 mm variieren.

En raison des tolérances de fabrication, la position du segment coudé peut varier de 0 à 5 mm.

Due to fabrication tolerances, the position of the rear arch may vary between 0 and 5 mm.

Oberfläche/Werkstoff

Artikel-Nr.

ohne Zusatz = blank

mit Z = bandverzinkter Stahl

Surface/Matériau

No. d'article

sans supplément = brut

avec Z = bandes d'acier zinguées

Surface/Material

Part no.

without addition = bright

with Z = galvanised strip

Artikelbibliothek
 Bibliothèque des articles
 Article library

DXF **DWG**

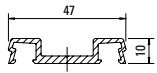
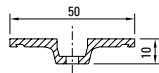
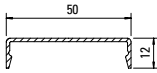
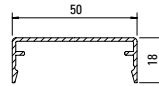
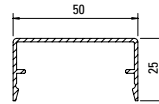
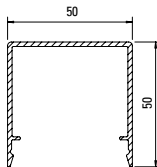
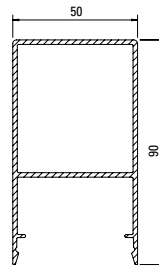
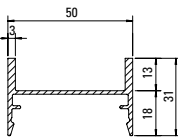
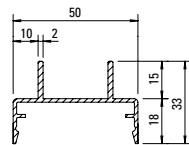
Profil-Nr.	G kg/m	F cm ²	I _x cm ⁴	W _x cm ³	I _y cm ⁴	W _y cm ³	U m ² /m	L mm
76.140 Z	12,946	16,47	649,2	64,3	100,0	33,2	0,516	8000
76.141 Z	14.833	18.87	1090,2	89,1	119,1	39,7	0,596	8000
76.142 Z	17,662	22,5	2041,7	132,7	148,4	49,5	0,716	10000
76.143 Z	8.340	10.62	80,4	17,9	50,8	16,9	0,316	6500
76.144 Z	11.630	14.82	406,0	47,9	85,0	28,3	0,456	6500

Deckprofile 50 mm (Masstab 1:3)**Profils de recouvrement 50 mm (échelle 1:3)****Cover sections 50 mm (scale 1:3)**

VISS Fassade

VISS façade

VISS façade

**407.800****407.821****407.823****407.860****407.861****407.862****407.863****407.864****407.900****407.911****Werkstoff**

Aluminium EN AW 6060 T66 roh, leicht eingeölt

Matériau

Aluminium EN AW 6060 T66 brut, légèrement huilé

Material

Aluminium EN AW 6060 T66 mill finish, slightly oiled

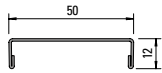
Profil-Nr.	G kg/m	U m ² /m	P m ² /m	L mm
407.800	0,414	0,160		6000
407.821	0,440	0,143	0,067	6000
407.823	0,076	0,043	0,019	6000
407.860	0,266	0,147	0,072	6000

Profil-Nr.	G kg/m	U m ² /m	P m ² /m	L mm
407.861	0,341	0,185	0,084	6000
407.862	0,394	0,213	0,098	6000
407.863	0,660	0,313	0,148	6000
407.864	1,344	0,360	0,228	6000
407.900	0,556	0,240	0,138	6000
407.911	0,510	0,245	0,146	6000

Deckprofile 50 mm (Massstab 1:3)
Profils de recouvrement 50 mm (échelle 1:3)
Cover sections 50 mm (scale 1:3)

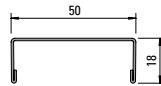
VISS Fassade
 VISS façade
 VISS façade

Edelstahl-Abdeckprofile
Werkstoff 1.4301 (AISI 304)
 geschliffen, Korn 220/240,
 mit Schutzfolie



400.860

Profilé de recouvrement acier Inox
Qualité 1.4301 (AISI 304)
 meulé, degré 220/240,
 avec feuille de protection

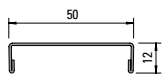


400.861

Stainless steel cover sections
Material 1.4301 (AISI 304)
 polished, grain 220/240,
 with protective film

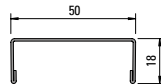


Edelstahl-Abdeckprofile
Werkstoff 1.4401 (AISI 316)
 geschliffen, Korn 220/240,
 mit Schutzfolie



400.862

Profilé de recouvrement acier Inox
Qualité 1.4401 (AISI 316)
 meulé, degré 220/240,
 avec feuille de protection



400.863

Stainless steel cover sections
Material 1.4401 (AISI 316)
 polished, grain 220/240,
 with protective film



Profil-Nr.	G kg/m	L mm
400.860	0,644	6000
400.861	0,734	6000

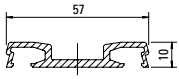
Profil-Nr.	G kg/m	L mm
400.862	0,652	6000
400.863	0,744	6000

Artikelbibliothek
 Bibliothèque des articles
 Article library

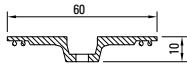
DXF **DWG**

Deckprofile 60 mm (Massstab 1:3)
Profils de recouvrement 60 mm (échelle 1:3)
Cover sections 60 mm (scale 1:3)

VISS Fassade
 VISS façade
 VISS façade



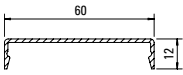
407.802



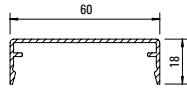
407.822



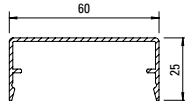
407.823



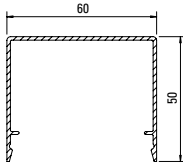
407.865



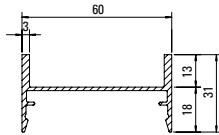
407.866



407.867



407.868



407.901

Werkstoff

Aluminium EN AW 6060 T66 roh, leicht eingeölt

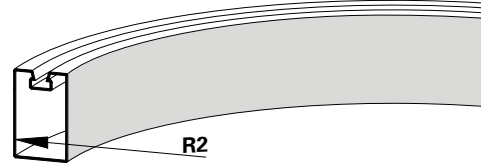
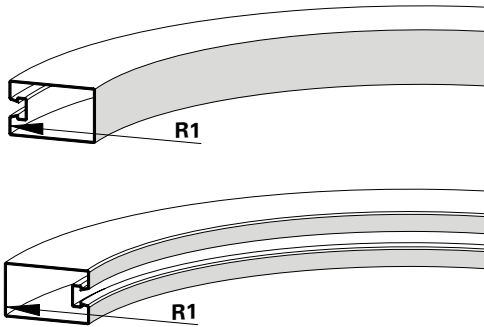
Matériau

Aluminium EN AW 6060 T66 brut, légèrement huilé

Material

Aluminium EN AW 6060 T66 mill finish, slightly oiled

Profil-Nr.	G kg/m	U m ² /m	P m ² /m	L mm
407.802	0,558	0,190		6000
407.822	0,530	0,163	0,051	6000
407.823	0,076	0,043	0,019	6000
407.865	0,304	0,167	0,082	6000
407.866	0,379	0,205	0,094	6000
407.867	0,432	0,223	0,108	6000
407.868	0,750	0,330	0,160	6000
407.901	0,590	0,255	0,148	6000



Profil Profilé Profile	R1 mm	R2 mm
76.666	3000	1000
76.667	3800	2000
76.671	1000	1000
76.678	2000	1100
76.679	2600	1000
76.684	2200	1300
76.694	700	700
76.695	1300	1000
76.696	2000	800
76.697	2200	900
76.698	2500	2500

Profil Profilé Profile	R1 mm	R2 mm
76.680	500	500
76.681	500	500
76.683	700	750
76.692	600	
76.693	600	

Hinweis:

Alle Profile sind auch in verzinkter Ausführung (Z) biegebar.

Beim Biegen von engen Radien kann sich die VISS-Nute verjüngen.

Remarque:

Tous les profilés sont également cintrables en exécution galvanisée (Z).

La rainure VISS peut s'amincir lors du cintrage pour des rayons serrés.

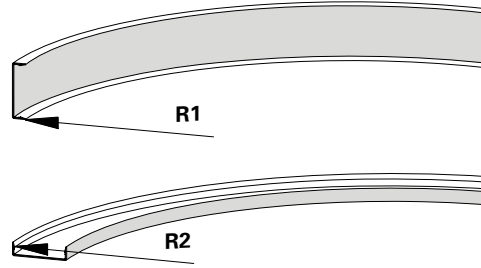
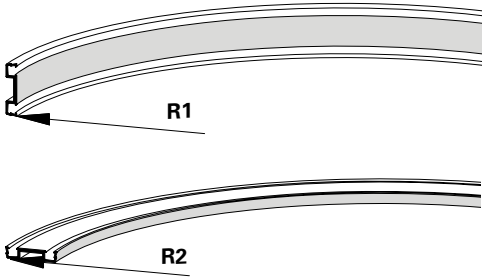
Note:

All profiles can also be bent into curves in the galvanised finish (Z).

The VISS flute might be tapered down when bending narrow radii.

Biegeradien
Travaux de cintrage
Bending data

VISS Fassade
 VISS façade
 VISS façade



Profil Profilé Profile	R1 mm	R2 mm
400.800	800	1500
400.800 Z	800	1200
400.801 Z	800	1800
400.802	800	1500
400.802 Z	800	1500
400.803 Z	800	1800
407.800	500	1050
407.802	500	1100

Profil Profilé Profile	R1 mm	R2 mm
407.815	500	700
407.860	500	850
407.861	500	950
407.862	700	1250
407.865	500	1250
407.866	700	1300
407.867	700	1300

Schnittpunkte	Coupe de détails	Section details
Pfosten/Riegel-Details 50 mm	Détails montant/traverse 50 mm	Details mullion/transom 50 mm
Segment-Verglasung 50 mm	Vitrage segmenté 50 mm	Segmental glazing 50 mm
VISS Linea 50 mm	VISS Linea 50 mm	VISS Linea 50 mm
Flaches Deckprofil 50 mm	Profilé de recouvrement plat 50 mm	Flat cover cap 50 mm
VISS Linea 50 mm	VISS Linea 50 mm	VISS Linea 50 mm
Einfachverglasung 50 mm	Vitrage simple 50 mm	Single glazing 50 mm
Pfosten/Riegel-Details 60 mm	Détails montant/traverse 60 mm	Details mullion/transom 60 mm
Segment-Verglasung 60 mm	Vitrage segmenté 60 mm	Segmental glazing 60 mm
Flaches Deckprofil 60 mm	Profilé de recouvrement plat 60 mm	Flat cover cap 60 mm
Einfachverglasung 60 mm	Vitrage simple 60 mm	Single glazing 60 mm

Konstruktions-Details	Détails de constructions	Construction details
Einsatzelement Janisol HI	Élément de remplissage Janisol HI	Infill element Janisol HI
Einsatzelement Janisol-Türe	Élément de remplissage porte Janisol	Infill element Janisol door
Einsatzelement Janisol Primo	Élément de remplissage Janisol Primo	Infill element Janisol Primo
Einsatzelement Janisol Arte	Élément de remplissage Janisol Arte	Infill element Janisol Arte
Aussenecke 90°	Angle extérieur 90°	Outer corner 90°
Aussenecke 135°	Angle extérieur 135°	Outer corner 135°
Innenecke 135°	Angle intérieur 135°	Inner corner 135°

Anschlüsse am Bau	Raccords au mur	Attachment to structure
System-Hinweise	Indications du système	System instructions
U _f -Werte nach EN 10077-2	Valeurs U _f selon EN 10077-2	U _f values according to EN 10077-2

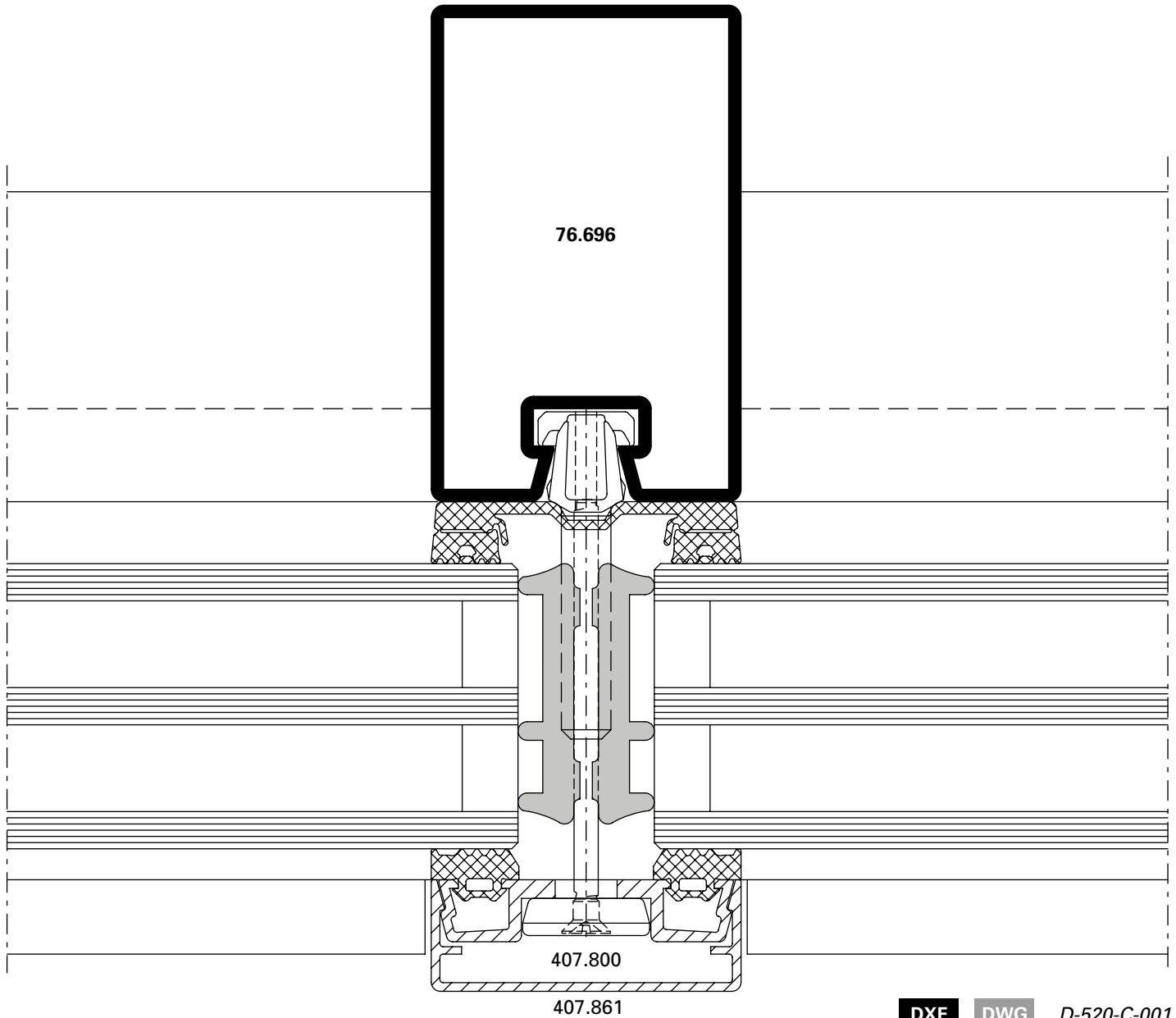
Schnittpunkte im Massstab 1:1
Coupe de détails à l'échelle 1:1
Section details on scale 1:1

VISS Fassade
VISS façade
VISS façade

VISS HI
Pfosten-Detail
Ansichtsbreite 50 mm

VISS HI
Détail du montant
Largeur de face 50 mm

VISS HI
Detail of mullion
Width 50 mm



DXF **DWG** D-520-C-001

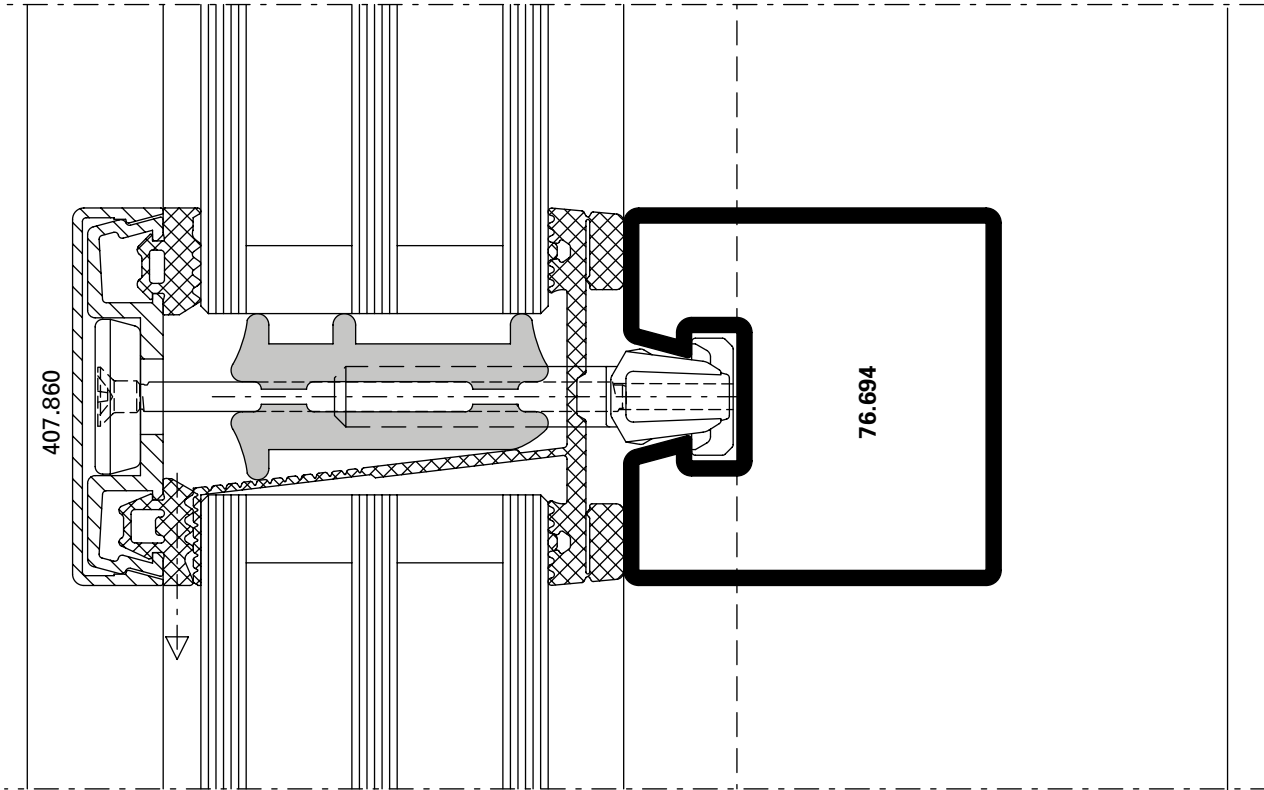
Schnittpunkte im Masstab 1:1
Coupe de détails à l'échelle 1:1
Section details on scale 1:1

VISS Fassade
VISS façade
VISS façade

VISS HI
Riegel-Detail
Ansichtsbreite 50 mm

VISS HI
Détail de la traverse
Largeur de face 50 mm

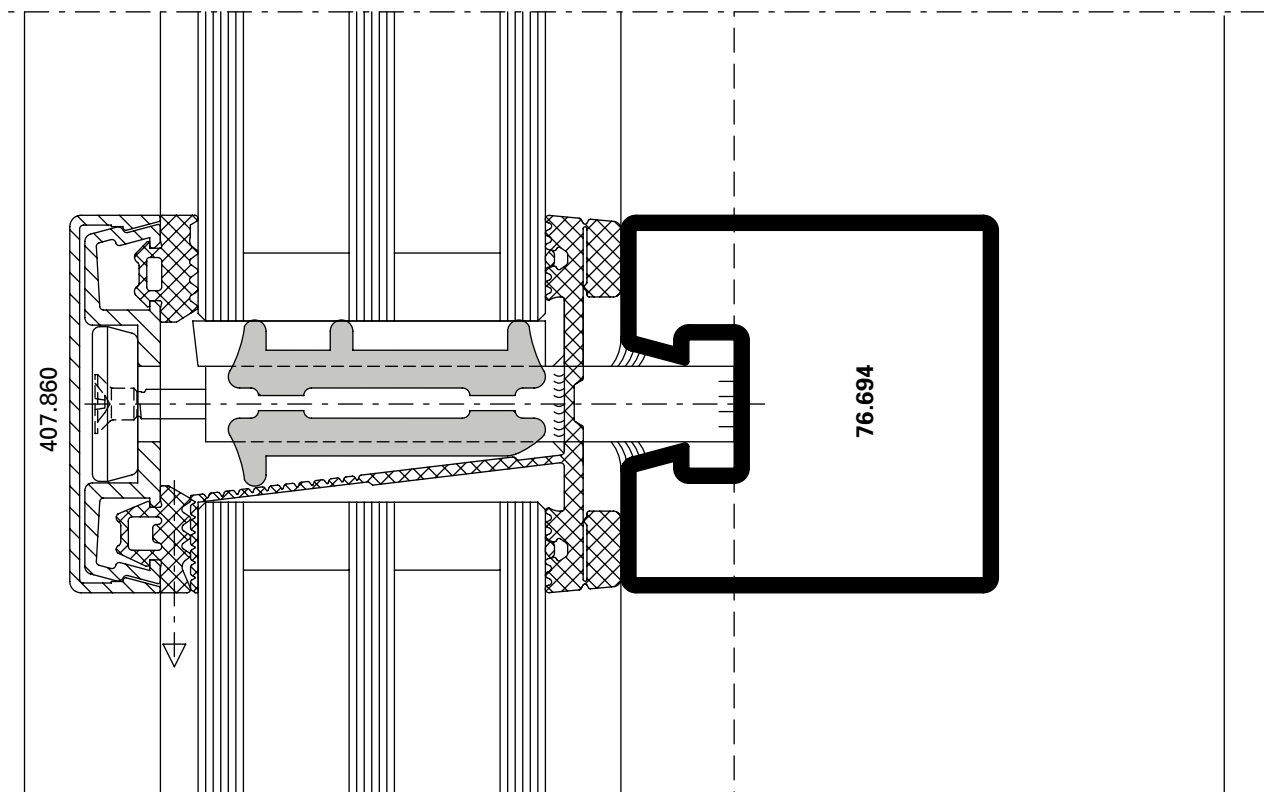
VISS HI
Detail of transom
Width 50 mm



D-520-C-002

DWG

DXF



D-520-C-003

DWG

DXF

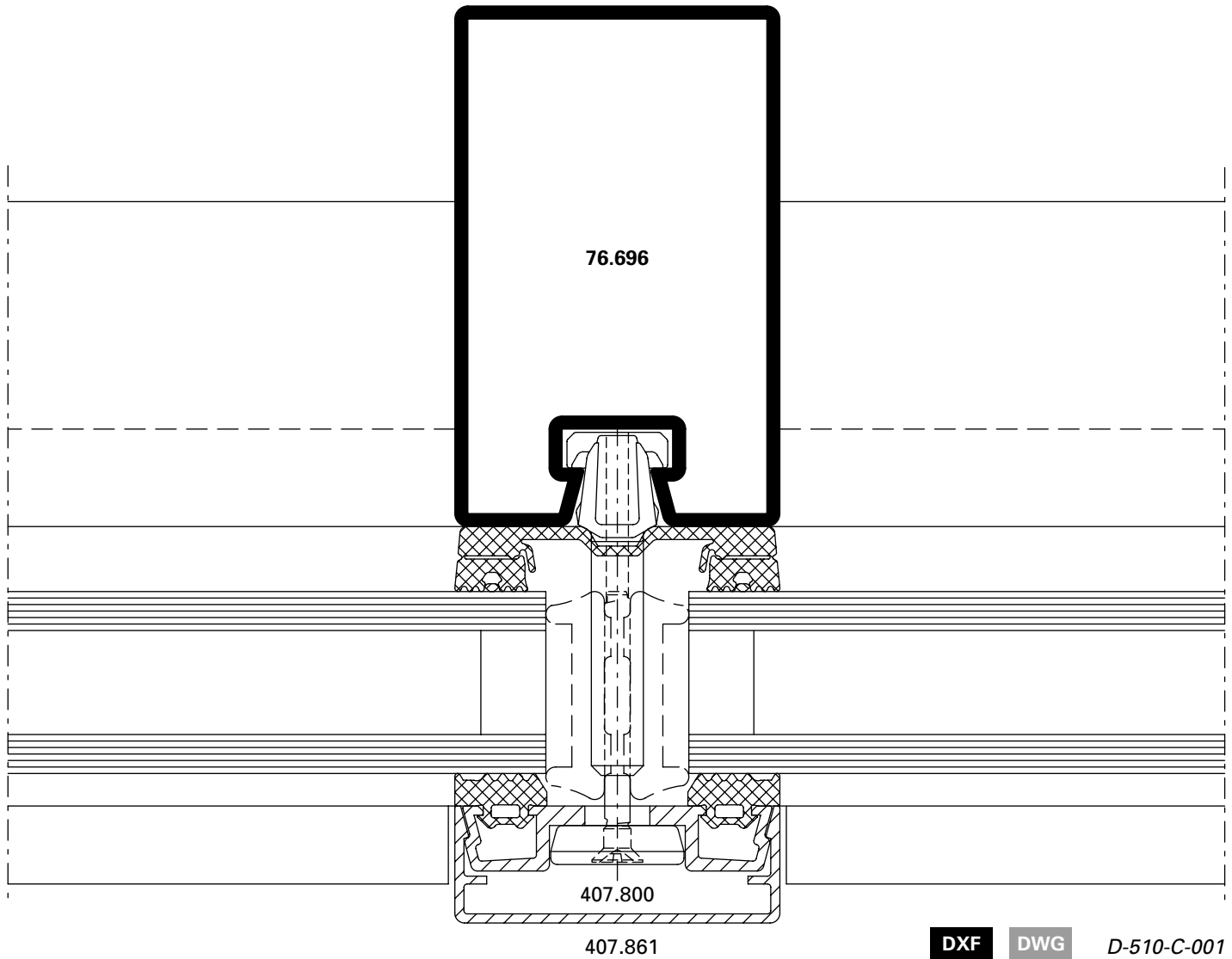
Schnittpunkte im Massstab 1:1
Coupe de détails à l'échelle 1:1
Section details on scale 1:1

VISS Fassade
VISS façade
VISS façade

Pfosten-Detail
Ansichtsbreite 50 mm

Détail du montant
Largeur de face 50 mm

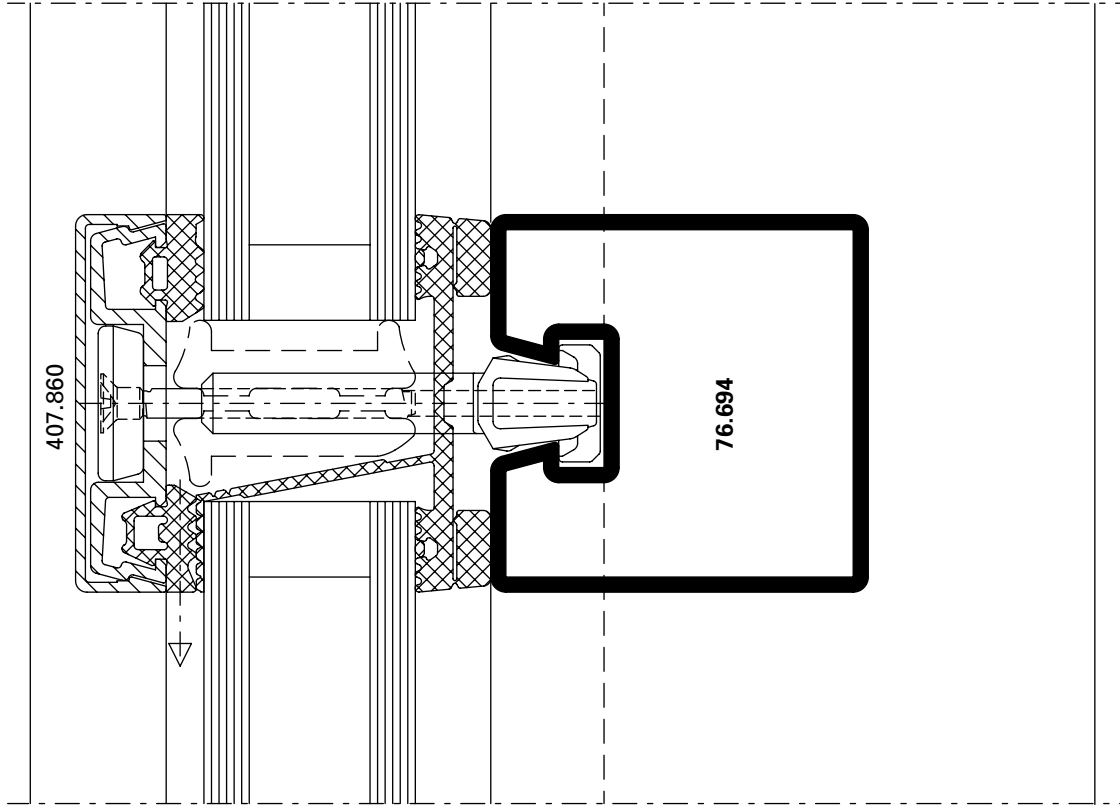
Detail of mullion
Width 50 mm



Riegel-Detail
Ansichtsbreite 50 mm

Détail de la traverse
Largeur de face 50 mm

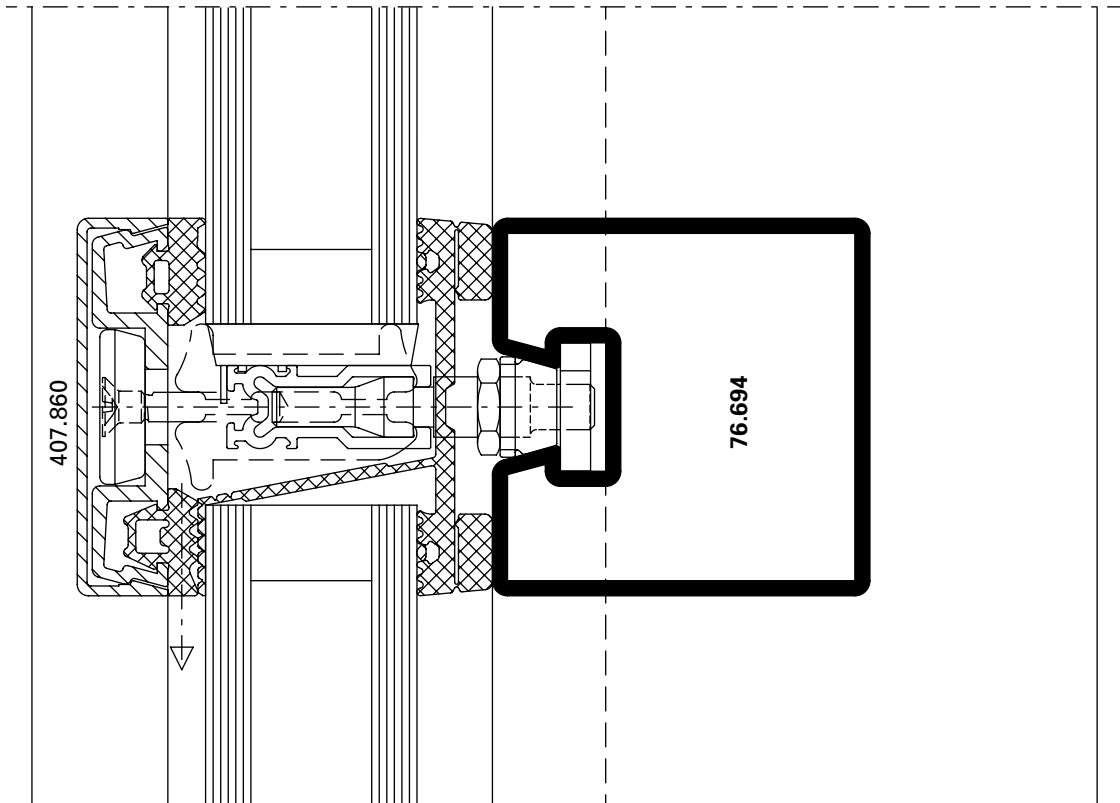
Detail of transom
Width 50 mm



D-510-C-002

DWG

DXF



D-510-C-003

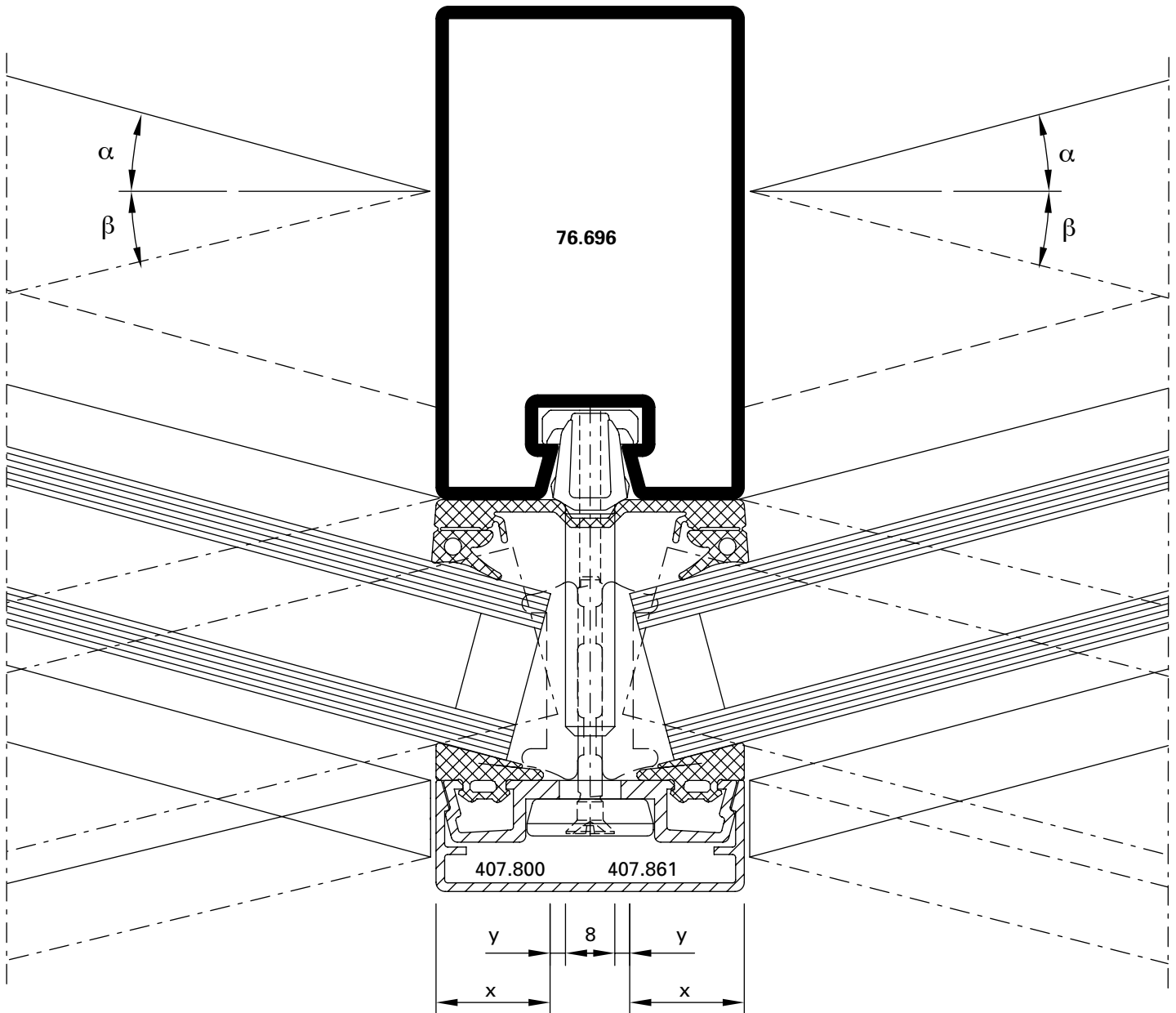
DWG

DXF

Pfosten-Detail
 Segmentverglasung 50 mm

Détail du montant
 Vitrage segmenté 50 mm

Detail of mullion
 Segmental glazing, width 50 mm



DXF DWG D-510-C-004

α	β	Füllelement- dicke	X (max) mm	Y (min) mm
0 – 5°		20 – 45 mm	16	5
5 – 10°		20 – 35 mm	18	3
10 – 15°		20 – 24 mm	18	3

α	β	Epaisseur du remplissage	X (max) mm	Y (min) mm
0 – 5°		20 – 45 mm	16	5
5 – 10°		20 – 35 mm	18	3
10 – 15°		20 – 24 mm	18	3

α	β	Thickness of glass/panel	X (max) mm	Y (min) mm
0 – 5°		20 – 45 mm	16	5
5 – 10°		20 – 35 mm	18	3
10 – 15°		20 – 24 mm	18	3

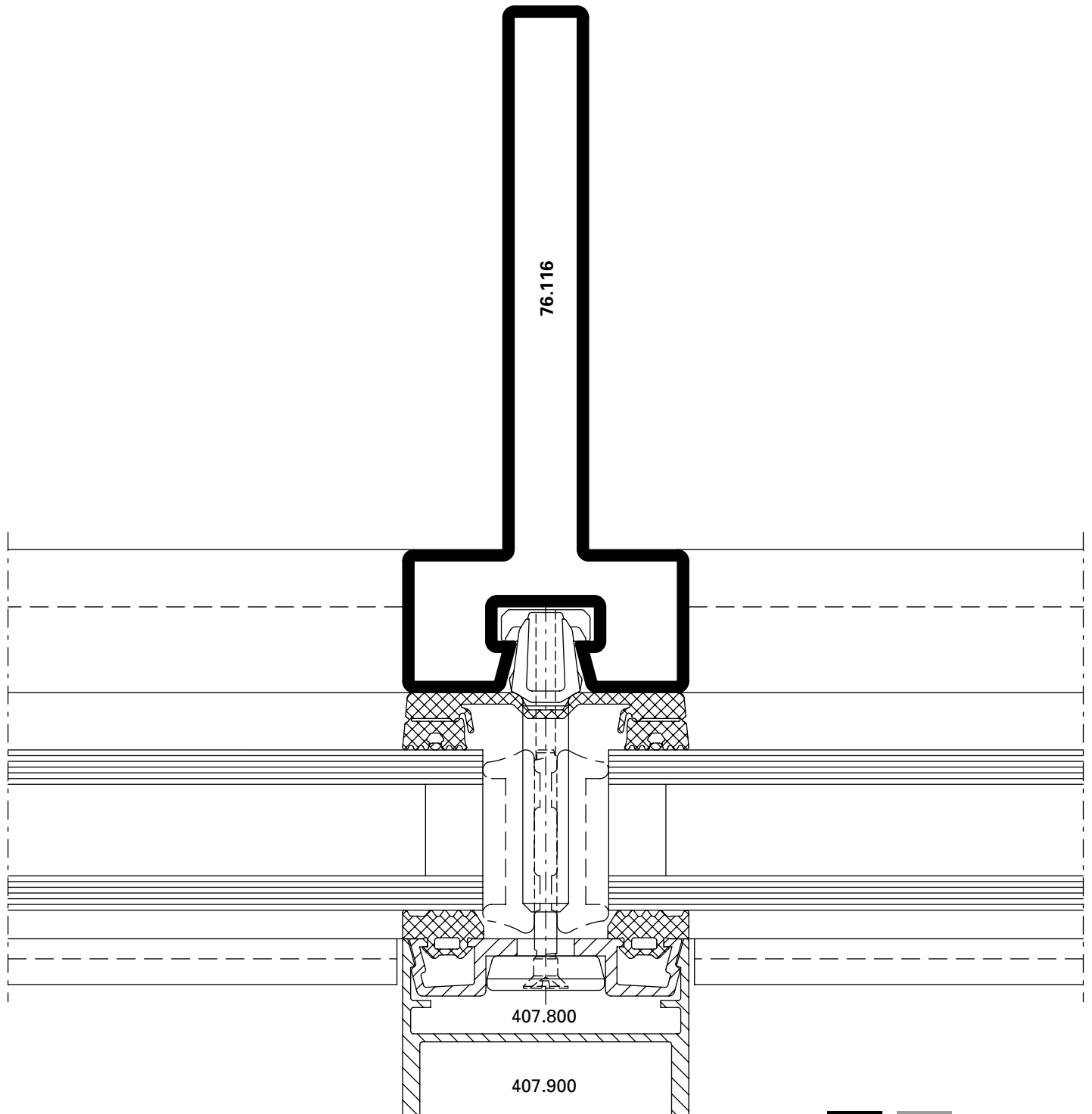
Schnittpunkte im Massstab 1:1
Coupe de détails à l'échelle 1:1
Section details on scale 1:1

VISS Fassade
VISS façade
VISS façade

Pfosten-Detail VISS Linea
Ansichtsbreite 50 mm

Détail du montant VISS Linea
Largeur de face 50 mm

Detail of mullion VISS Linea
Width 50 mm



DXF DWG D-510-C-016

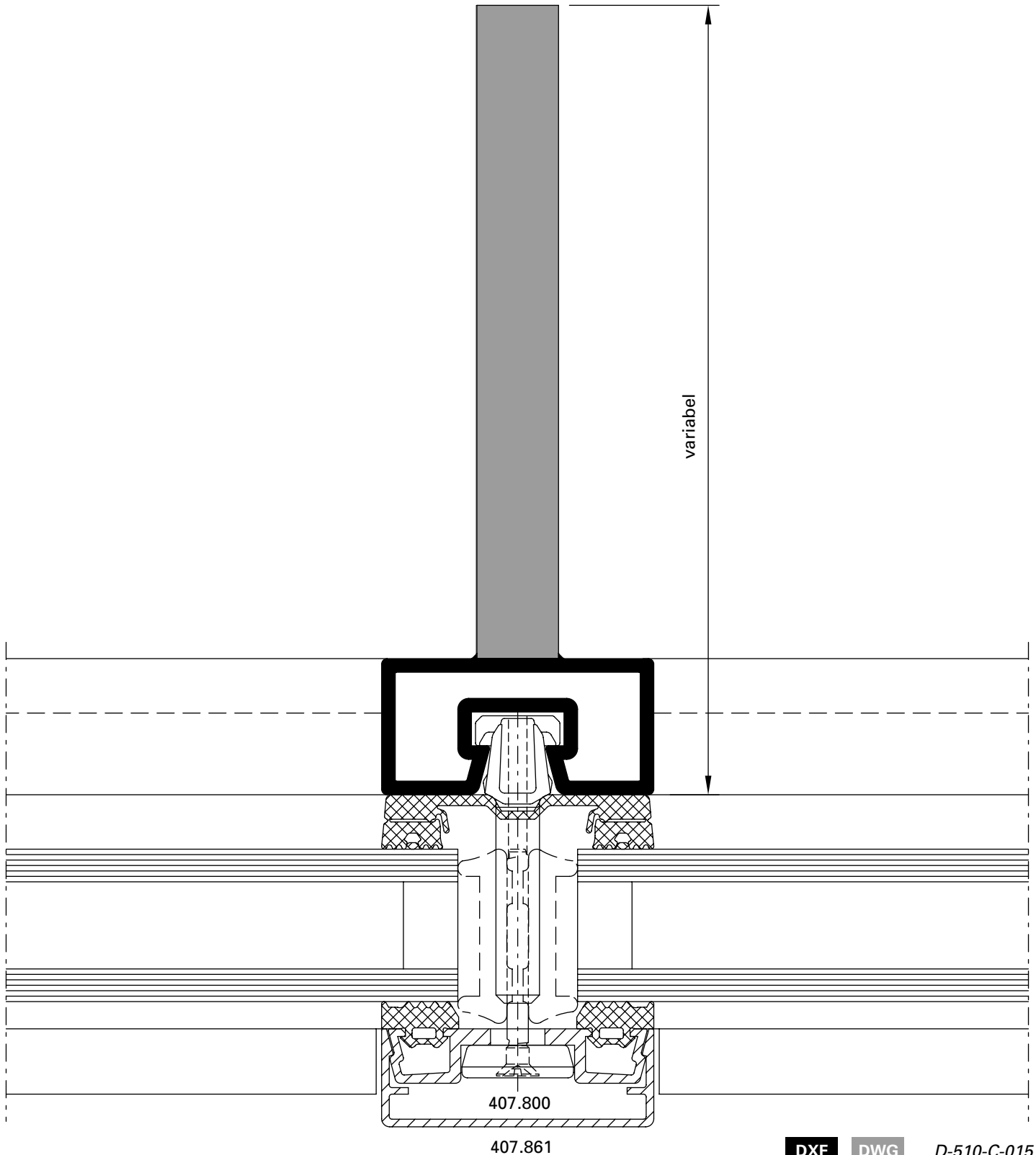
Schnittpunkte im Massstab 1:1
Coupe de détails à l'échelle 1:1
Section details on scale 1:1

VISS Fassade
VISS façade
VISS façade

Pfosten-Detail VISS Linea
Lasergeschweisst
Ansichtsbreite 50 mm

Détail du montant VISS Linea
Soudage au laser
Largeur de face 50 mm

Detail of mullion VISS Linea
Laser welding
Width 50 mm



DXF

DWG

D-510-C-015

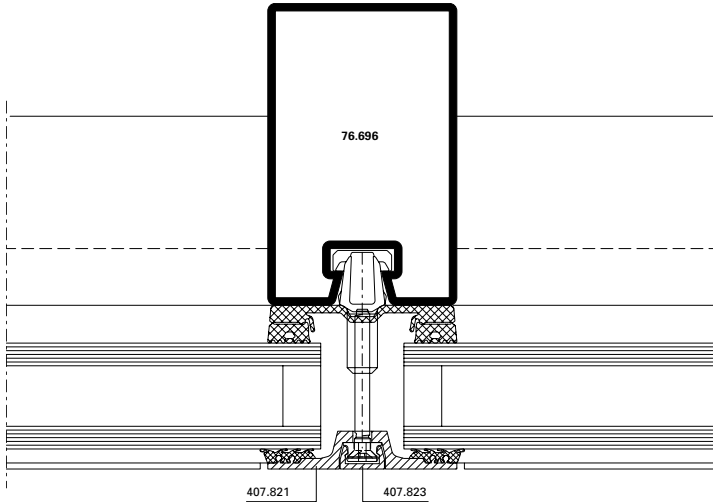
Schnittpunkte im Massstab 1:2
Coupe de détails à l'échelle 1:2
Section details on scale 1:2

VISS Fassade
VISS façade
VISS façade

Pfosten-Detail
Flaches Deckprofil
Ansichtsbreite 50 mm

Détail du montant
Profilé de recouvrement plat
Largeur de face 50 mm

Detail of mullion
Flat cover cap
Width 50 mm



DXF

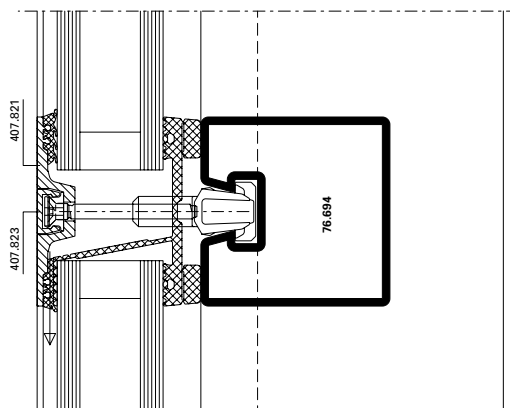
DWG

D-510-C-017

Riegel-Detail
Flaches Deckprofil
Ansichtsbreite 50 mm

Détail de la traverse
Profilé de recouvrement plat
Largeur de face 50 mm

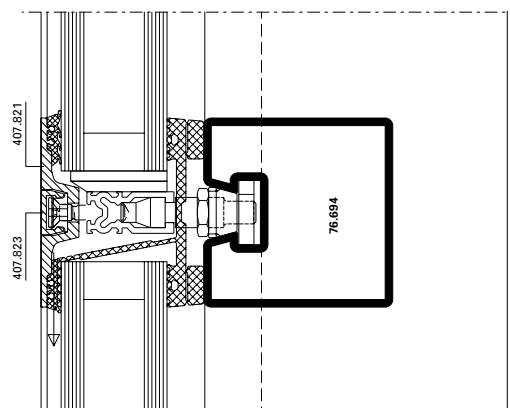
Detail of transom
Flat cover cap
Width 50 mm



D-510-C-018

DWG

DXF



D-510-C-019

DWG

DXF

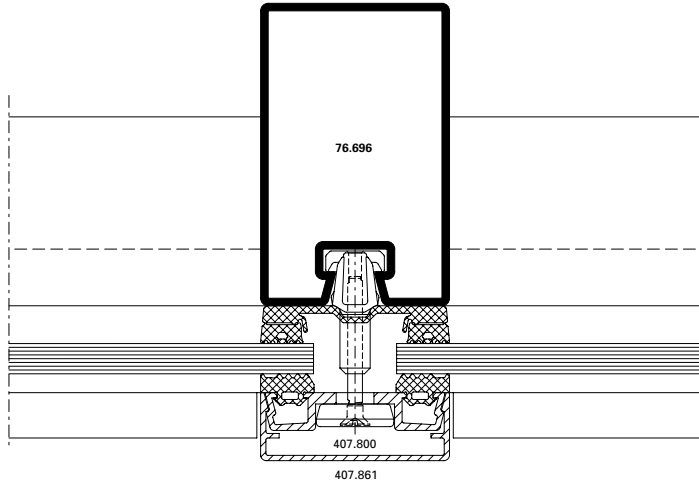
Schnittpunkte im Massstab 1:2
Coupe de détails à l'échelle 1:2
Section details on scale 1:2

VISS Fassade
VISS façade
VISS façade

Pfosten-Detail
Einfachverglasung
Ansichtsbreite 50 mm

Détail du montant
Vitrage simple
Largeur de face 50 mm

Detail of mullion
Single glazing
Width 50 mm

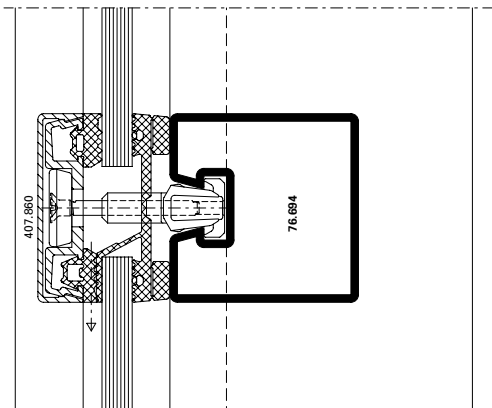


DXF DWG D-510-C-012

Riegel-Detail
Einfachverglasung
Ansichtsbreite 50 mm

Détail de la traverse
Vitrage simple
Largeur de face 50 mm

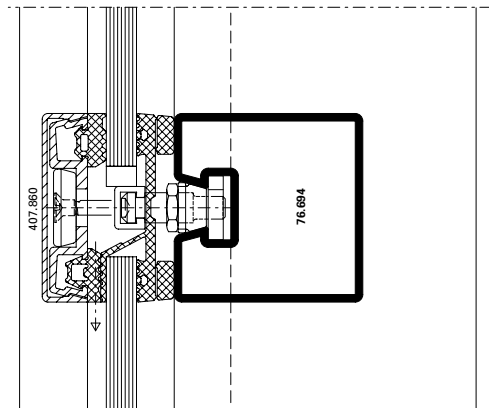
Detail of transom
Single glazing
Width 50 mm



D-510-C-013

DWG

DXF



D-510-C-014

DWG

DXF

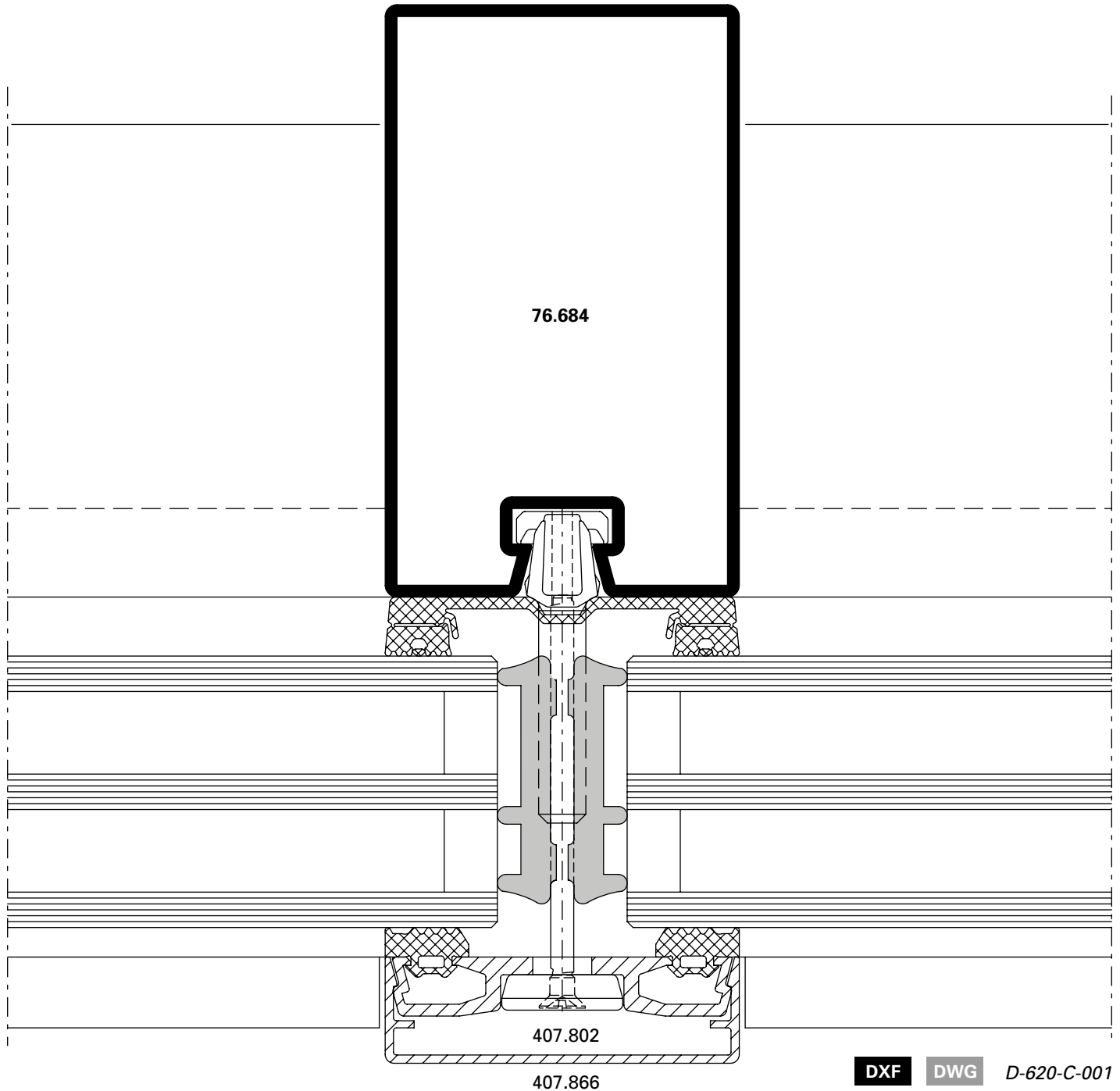
Schnittpunkte im Massstab 1:1
Coupe de détails à l'échelle 1:1
Section details on scale 1:1

VISS Fassade
VISS façade
VISS façade

VISS HI
Pfosten-Detail
Ansichtsbreite 60 mm

VISS HI
Détail du montant
Largeur de face 60 mm

VISS HI
Detail of mullion
Width 60 mm



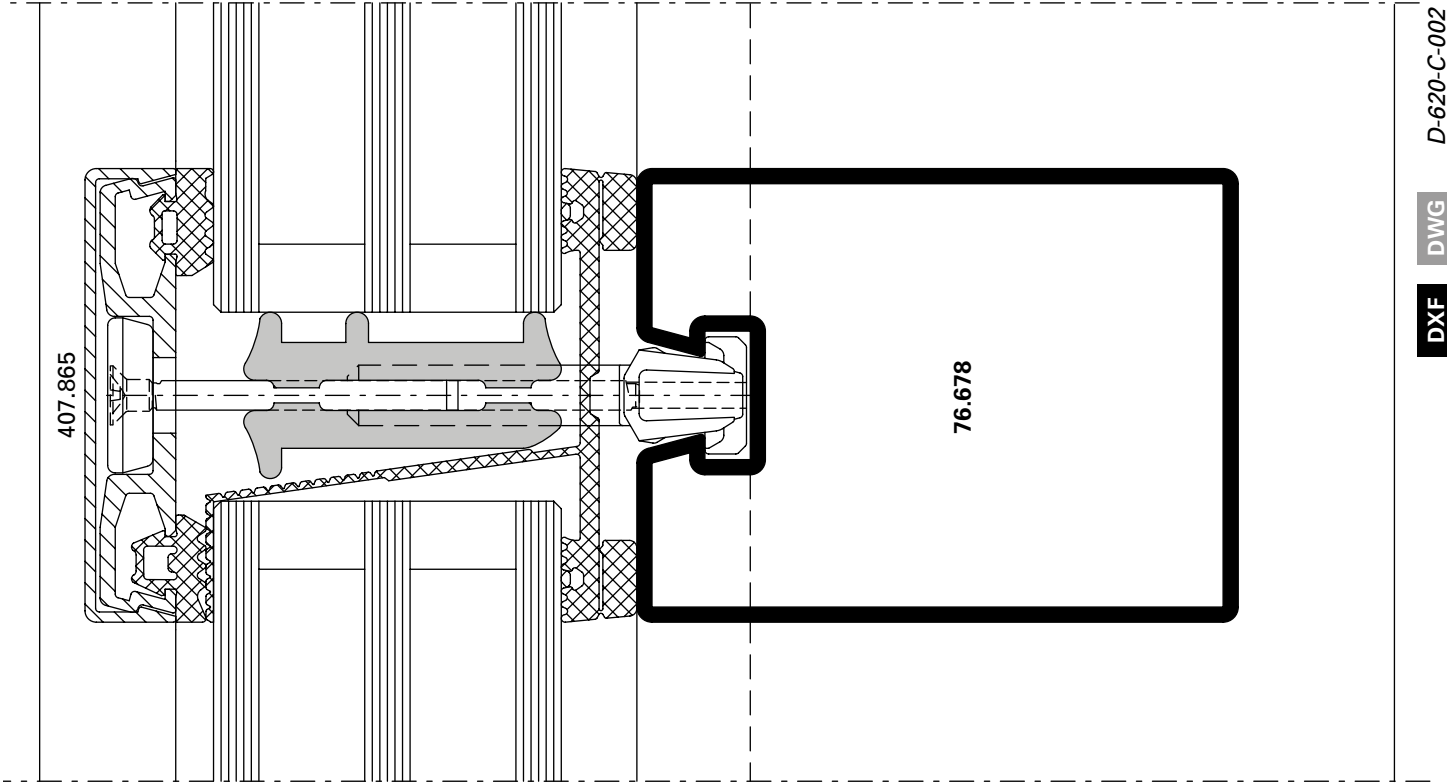
Schnittpunkte im Massstab 1:1
Coupe de détails à l'échelle 1:1
Section details on scale 1:1

VISS Fassade
VISS façade
VISS façade

VISS HI
Riegel-Detail
Ansichtsbreite 60 mm

VISS HI
Détail de la traverse
Largeur de face 60 mm

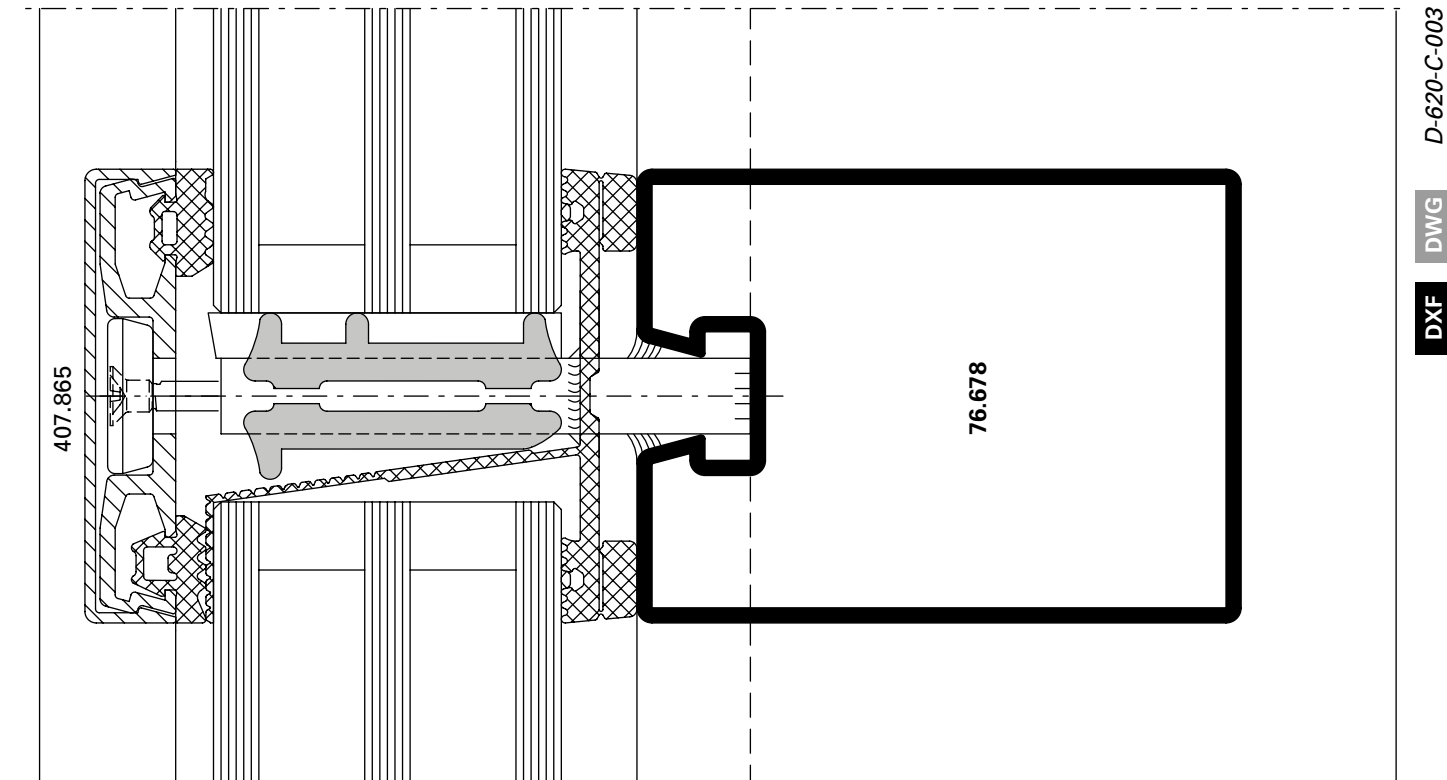
VISS HI
Detail of transom
Width 60 mm



DWG D-620-C-002

DWG

DXF



DWG D-620-C-003

DWG

DXF

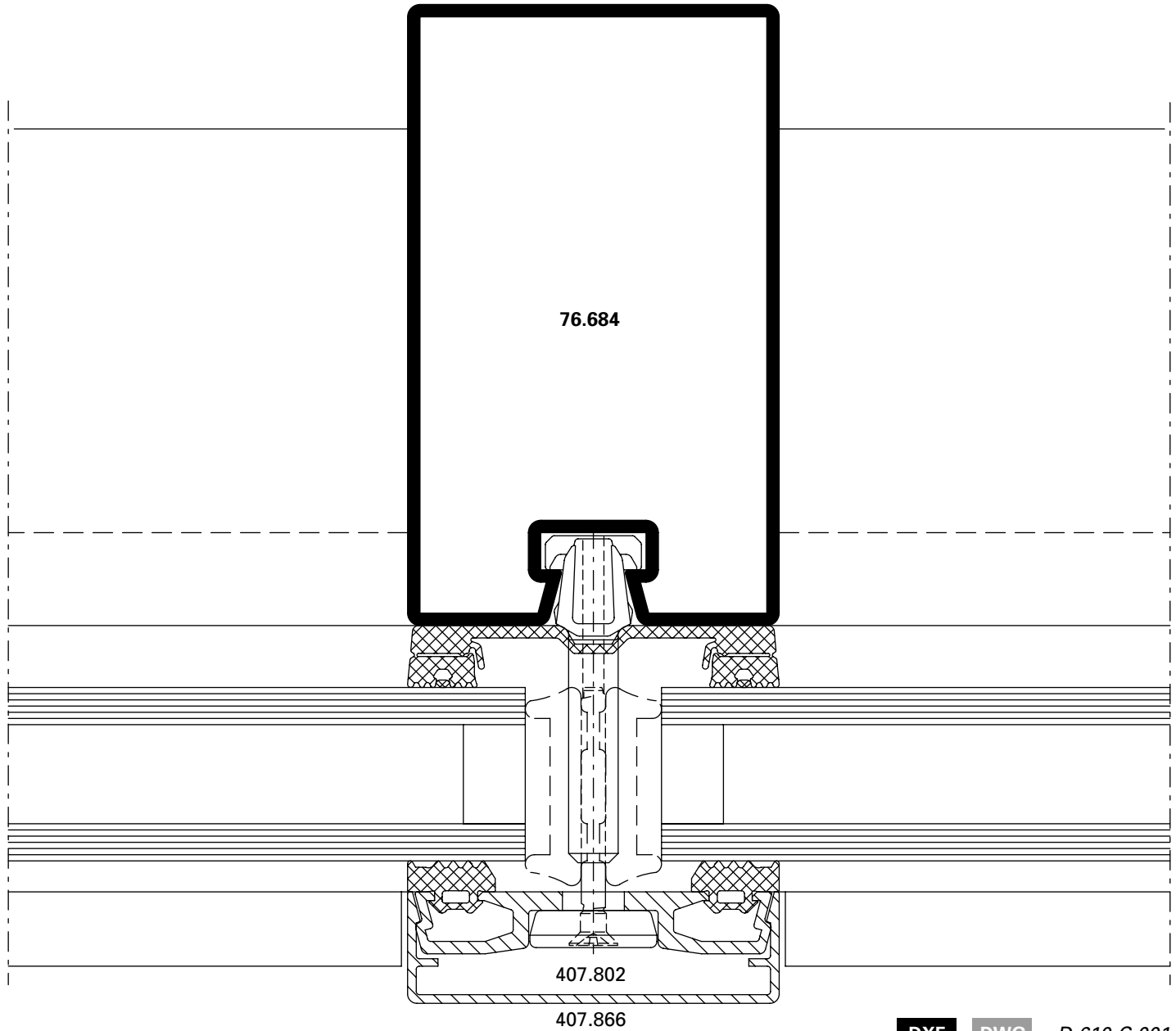
Schnittpunkte im Massstab 1:1
Coupe de détails à l'échelle 1:1
Section details on scale 1:1

VISS Fassade
VISS façade
VISS façade

Pfosten-Detail
Ansichtsbreite 60 mm

Détail du montant
Largeur de face 60 mm

Detail of mullion
Width 60 mm

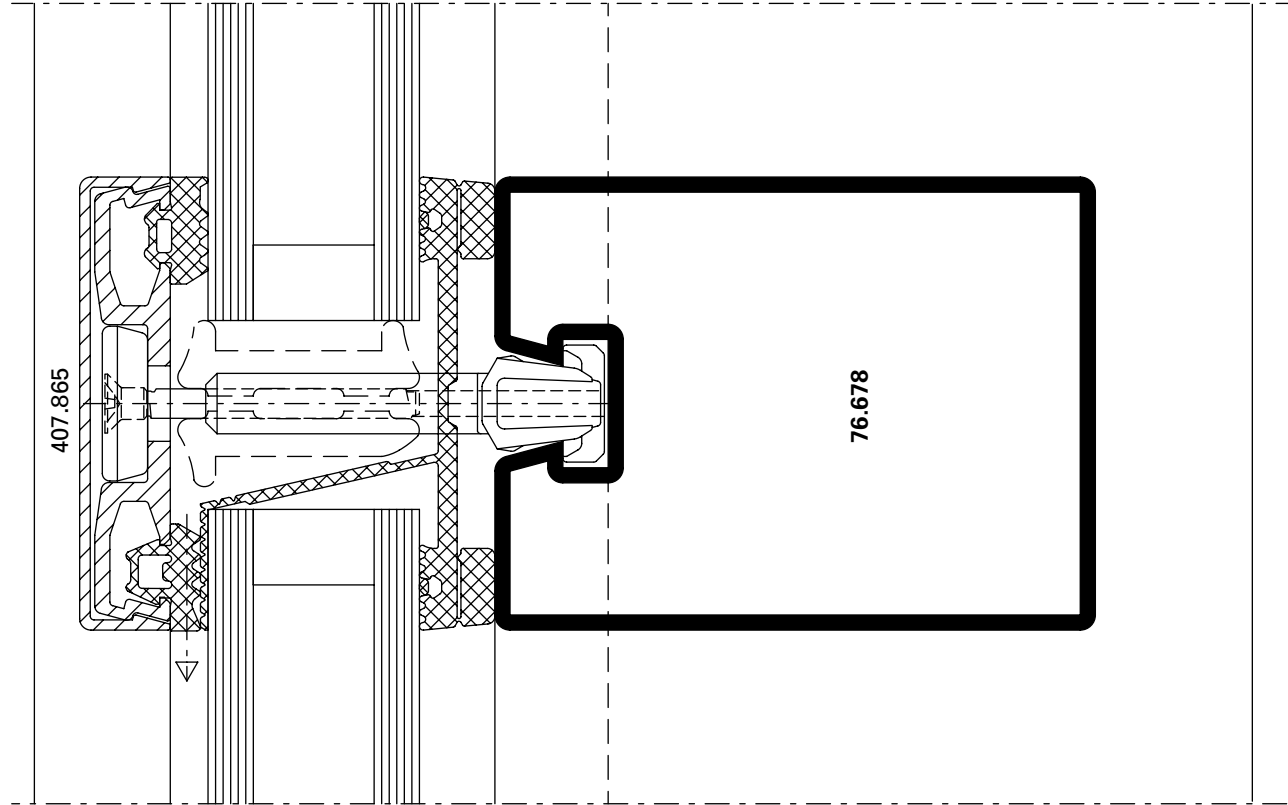


DXF **DWG** D-610-C-001

Riegel-Detail
Ansichtsbreite 60 mm

Détail de la traverse
Largeur de face 60 mm

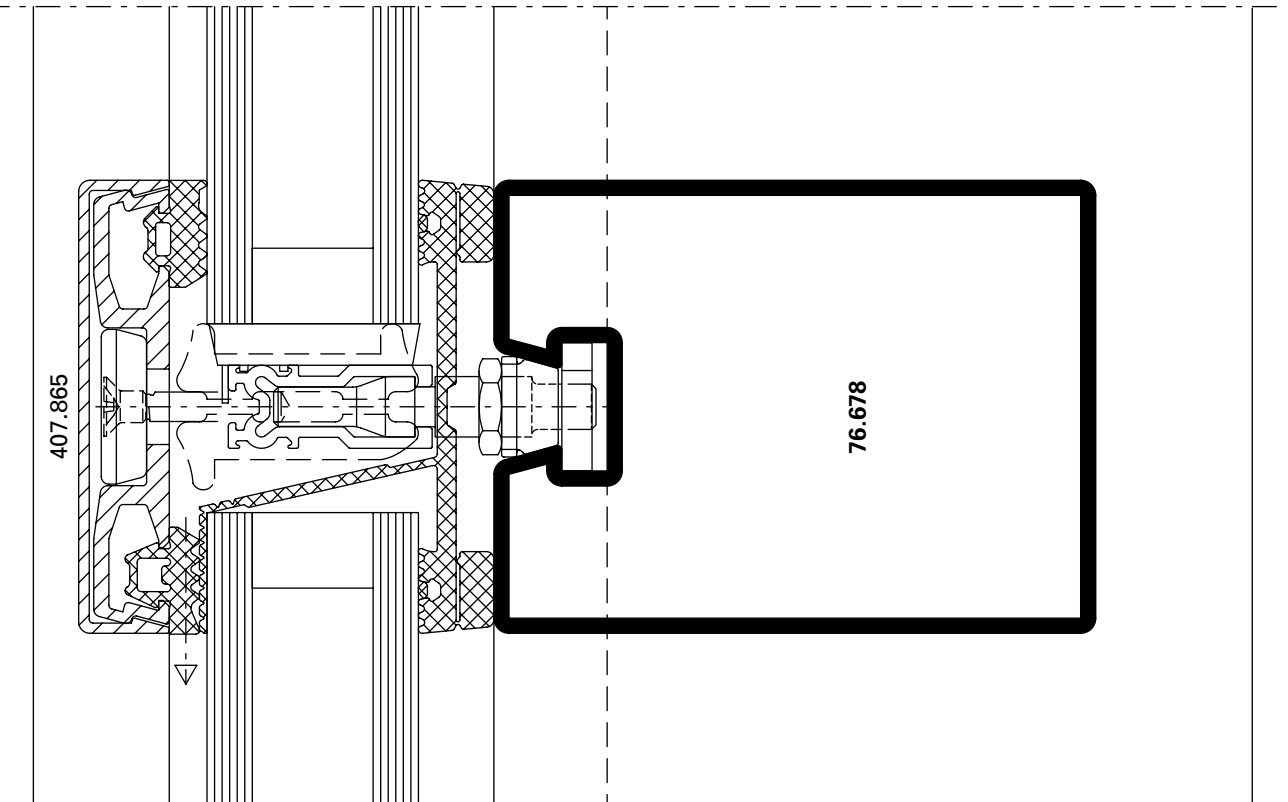
Detail of transom
Width 60 mm



D-610-C-002

DWG

DXF



D-610-C-003

DWG

DXF

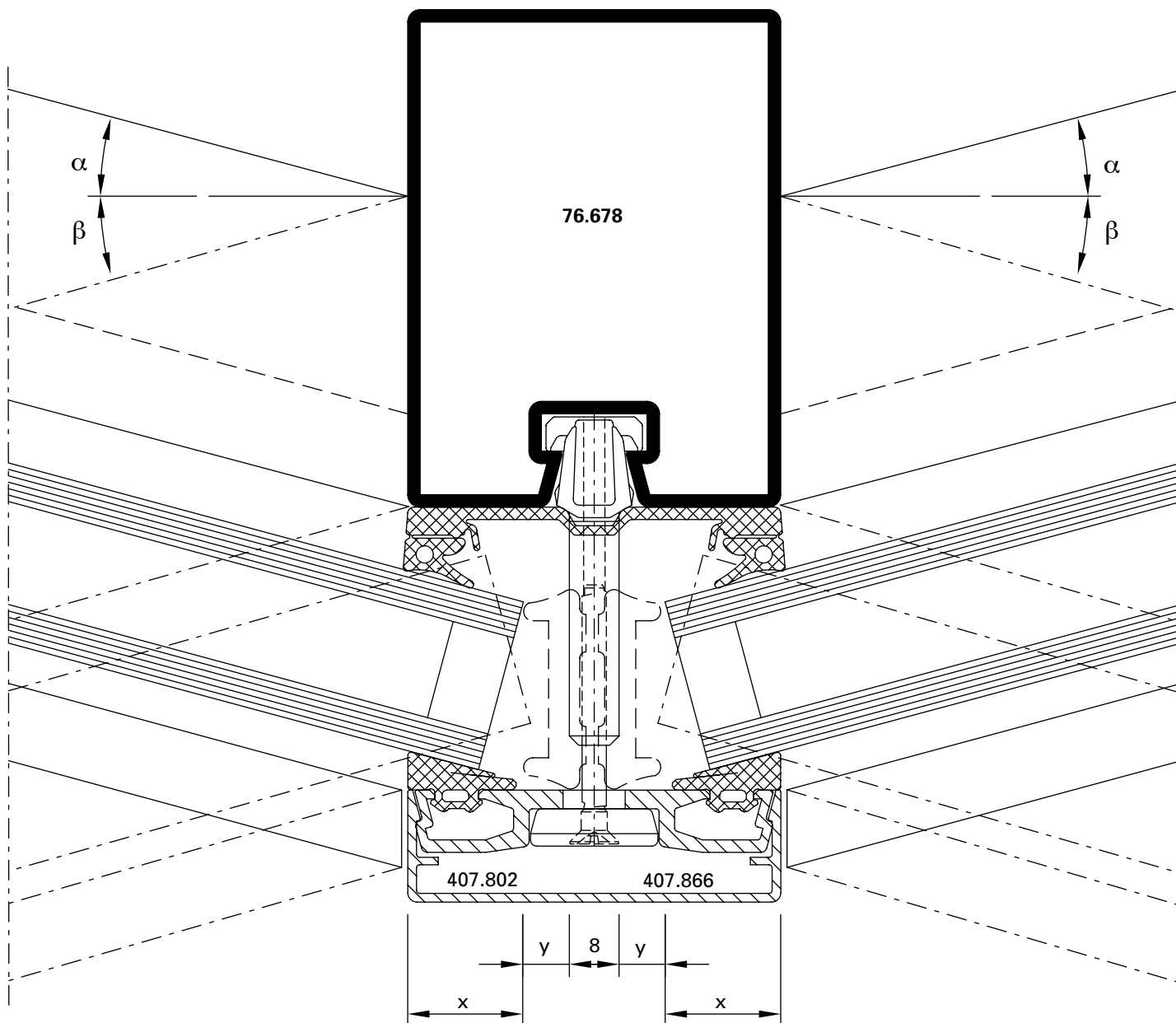
Schnittpunkte im Massstab 1:1
 Coupe de détails à l'échelle 1:1
 Section details on scale 1:1

VISS Fassade
 VISS façade
 VISS façade

Pfosten-Detail
 Segmentverglasung 60 mm

Détail du montant
 Vitrage segmenté 60 mm

Detail of mullion
 Segmental glazing, width 60 mm



DXF DWG D-610-C-004

α	β	Füllelement- dicke	X (max) mm	Y (min) mm
0 – 5°		20 – 70 mm	21	5
	5 – 10°	20 – 50 mm	21	5
	10 – 15°	20 – 35 mm	21	5

α	β	Epaisseur du remplissage	X (max) mm	Y (min) mm
0 – 5°		20 – 70 mm	21	5
	5 – 10°	20 – 50 mm	21	5
	10 – 15°	20 – 35 mm	21	5

α	β	Thickness of glass/panel	X (max) mm	Y (min) mm
0 – 5°		20 – 70 mm	21	5
	5 – 10°	20 – 50 mm	21	5
	10 – 15°	20 – 35 mm	21	5

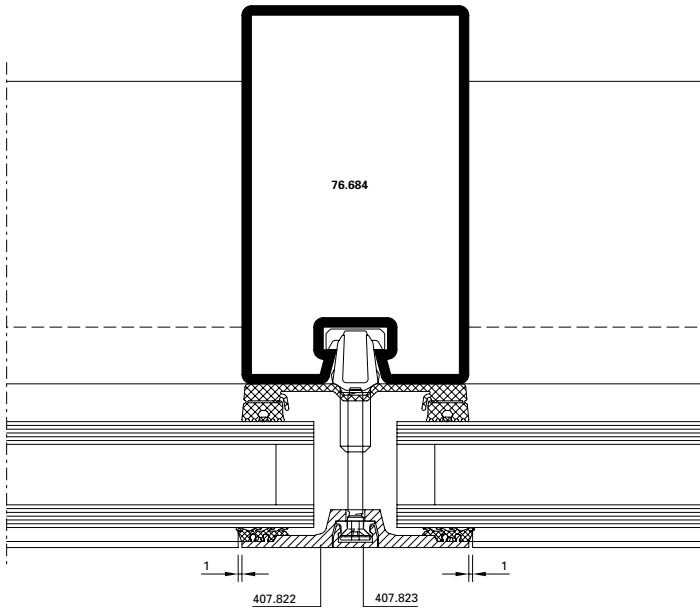
Schnittpunkte im Massstab 1:2
Coupe de détails à l'échelle 1:2
Section details on scale 1:2

VISS Fassade
VISS façade
VISS façade

Pfosten-Detail
Flaches Deckprofil
Ansichtsbreite 60 mm

Détail du montant
Profilé de recouvrement plat
Largeur de face 60 mm

Detail of mullion
Flat cover cap
Width 60 mm

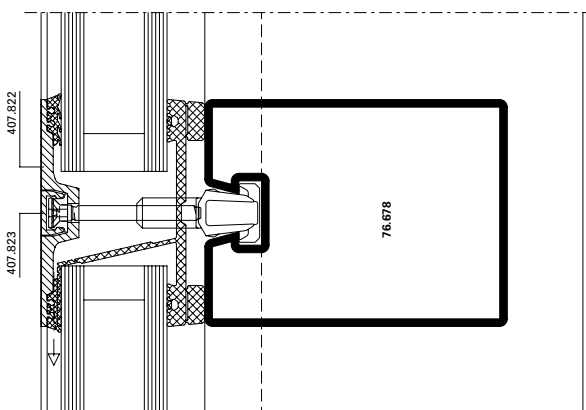


DXF **DWG** D-610-C-011

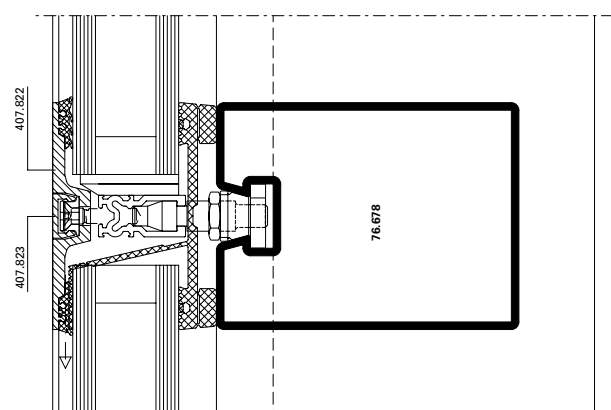
Riegel-Detail
Flaches Deckprofil
Ansichtsbreite 60 mm

Détail de la traverse
Profilé de recouvrement plat
Largeur de face 60 mm

Detail of transom
Flat cover cap
Width 60 mm



DXF **DWG** D-610-C-012



DXF **DWG** D-610-C-013

Schnittpunkte im Masstab 1:2

Coupe de détails à l'échelle 1:2

Section details on scale 1:2

VISS Fassade

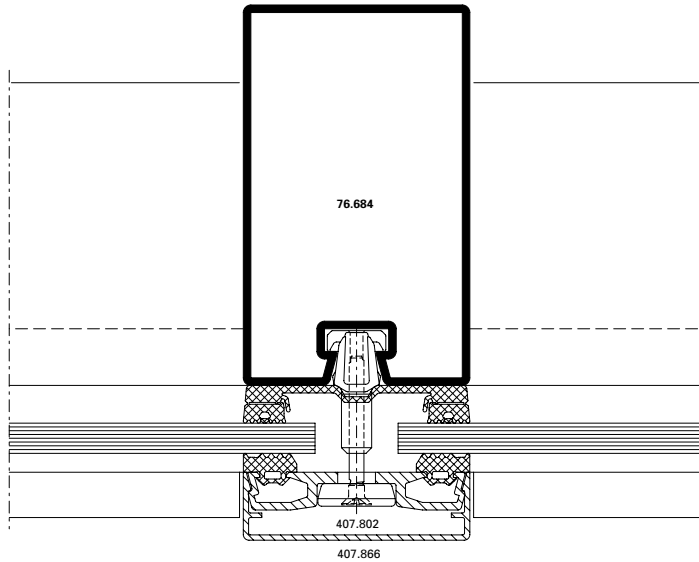
VISS façade

VISS façade

Pfosten-Detail
Einfachverglasung
Ansichtsbreite 60 mm

Détail du montant
Vitrage simple
Largeur de face 60 mm

Detail of mullion
Single glazing
Width 60 mm



DXF

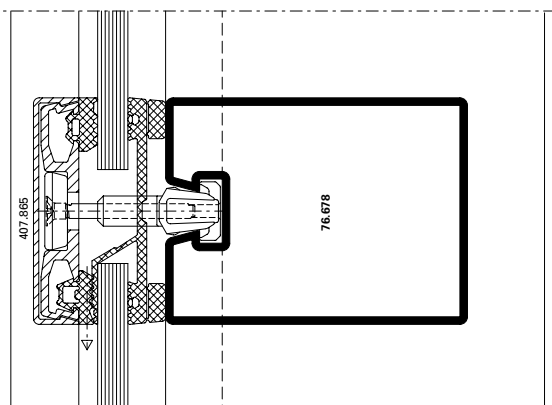
DWG

D-610-C-008

Riegel-Detail
Einfachverglasung
Ansichtsbreite 60 mm

Détail de la traverse
Vitrage simple
Largeur de face 60 mm

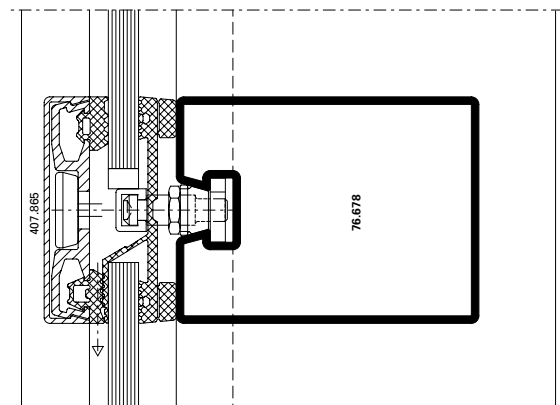
Detail of transom
Single glazing
Width 60 mm



D-610-C-009

DWG

DXF



D-610-C-010

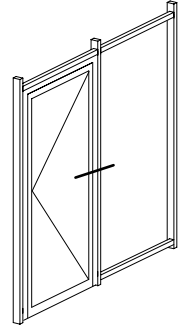
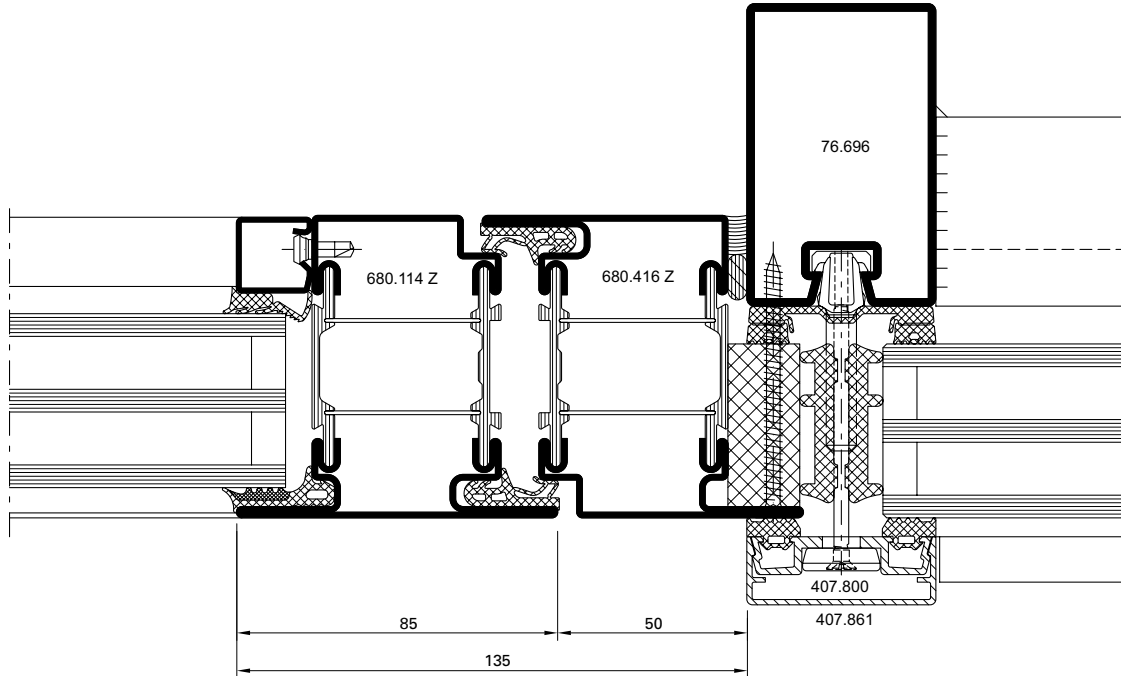
DWG

DXF

Einsatzelement
 Janisol HI Türe

Élément de remplissage
 Porte Janisol HI

Infill element
 Janisol HI door



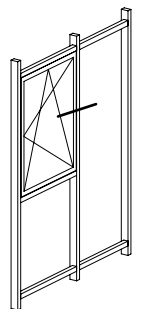
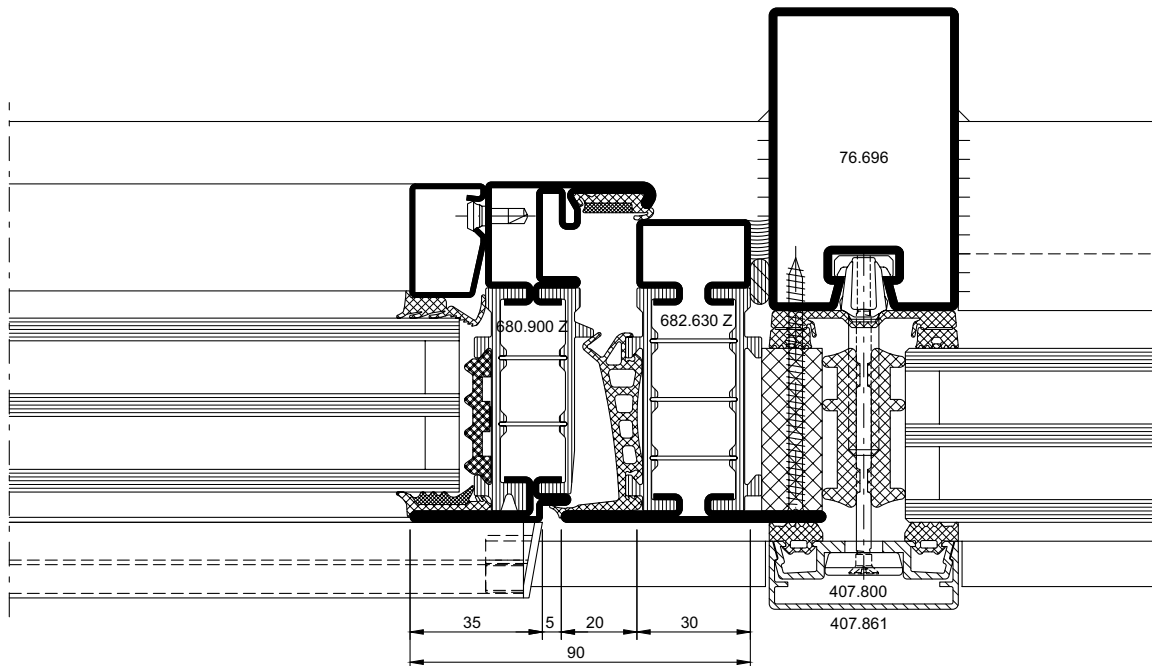
DXF DWG

D-160-A-012

Einsatzelement
 Janisol HI Fenster

Élément de remplissage
 Fenêtre Janisol HI

Infill element
 Janisol HI window



DXF DWG

D-161-A-022

* Bei grossen, schweren und/oder stark frequentierten Türanlagen ist eine zusätzliche Verschraubung im Bandbereich erforderlich.

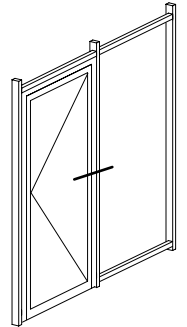
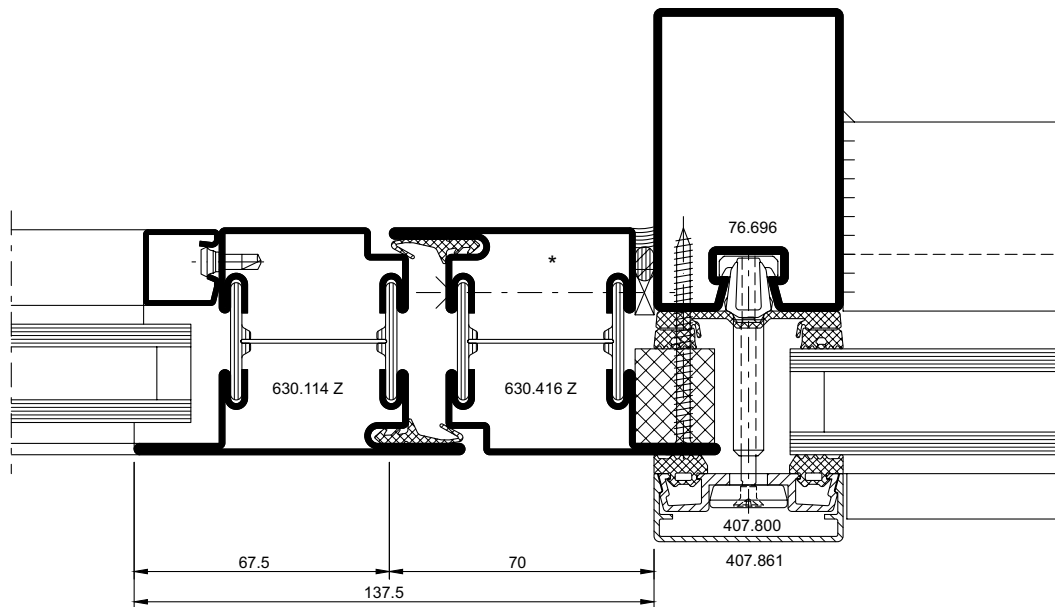
* Pour les portes lourdes de grandes dimensions et/ou fortement fréquentées, un vissage supplémentaire au niveau des paumelles est nécessaire.

* for large heavy and/or frequently used door systems, additional screw connections are required in the hinge area.

Einsatzelement
 Janisol Türe

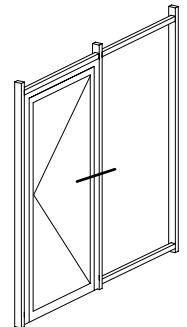
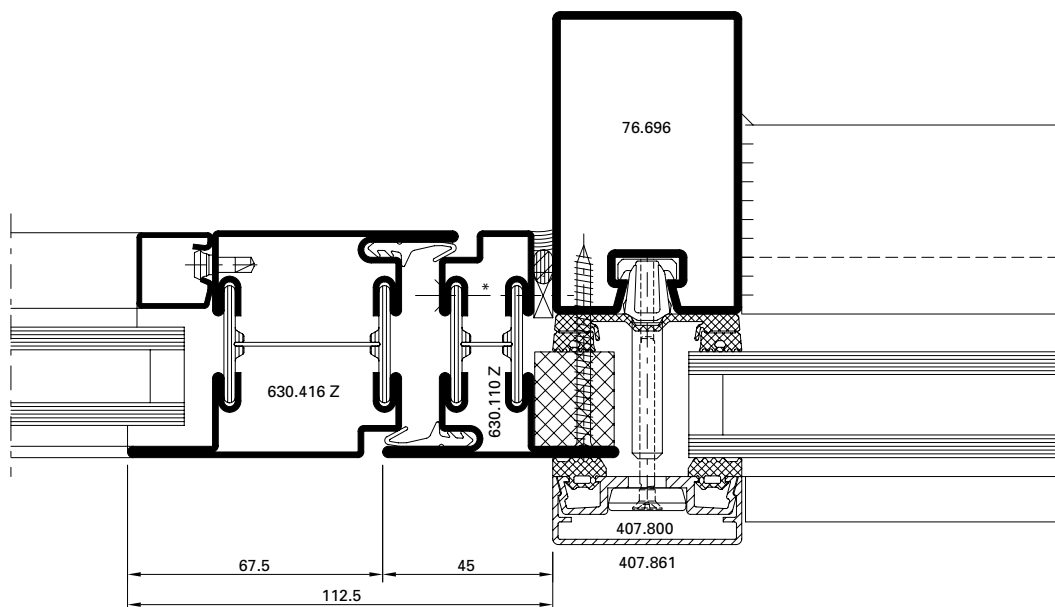
Élément de remplissage
 Porte Janisol

Infill element
 Janisol door



DXF DWG

D-510-K-015



DXF DWG

D-510-K-007

* Bei grossen, schweren und/oder stark frequentierten Türanlagen ist eine zusätzliche Verschraubung im Bandbereich erforderlich.

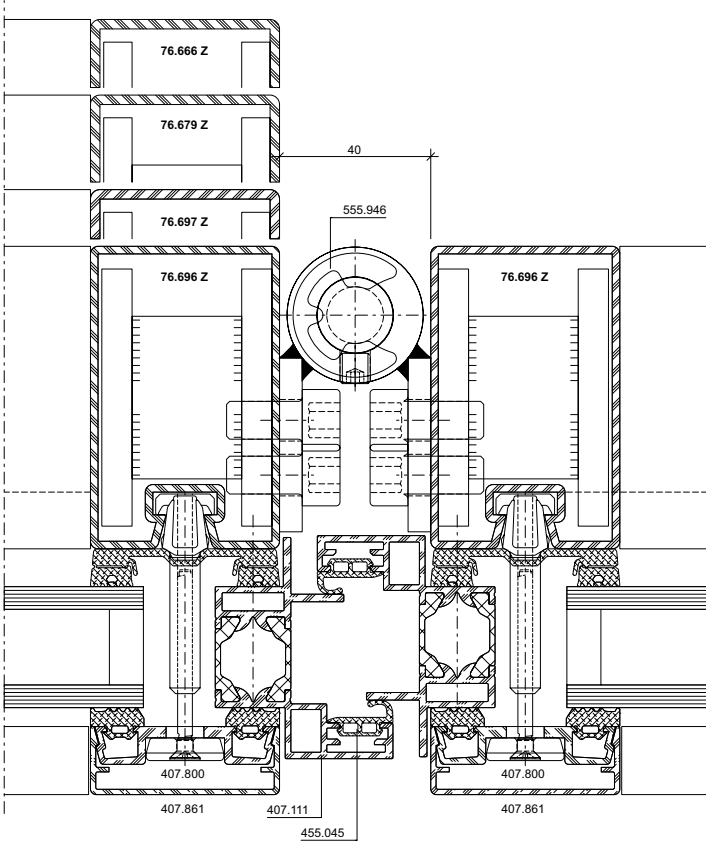
* Pour les portes lourdes de grandes dimensions et/ou fortement fréquentées, un vissage supplémentaire au niveau des paumelles est nécessaire.

* for large heavy and/or frequently used door systems, additional screw connections are required in the hinge area.

Einsatzelement
VISS Drehtüre

Élément de remplissage
Porte à la française VISS

Infill element
VISS side-hung door



DXF

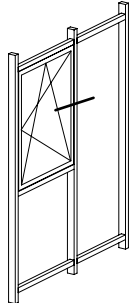
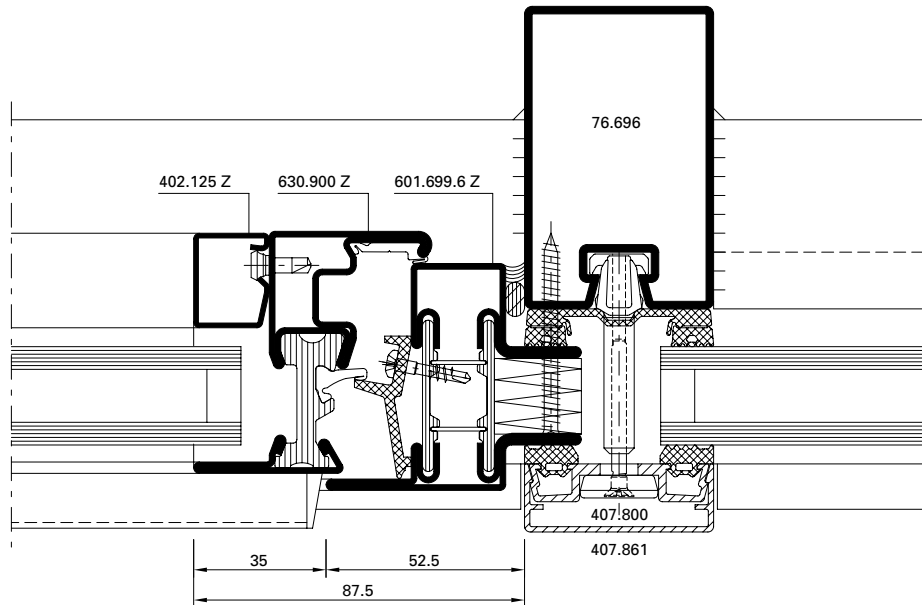
DWG

51-0208-C-001

Einsatzelement
 Fenster Janisol Primo

Élément de remplissage
 Fenêtre Janisol Primo

Infill element
 Janisol Primo window



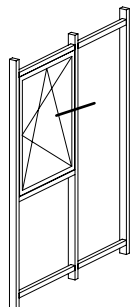
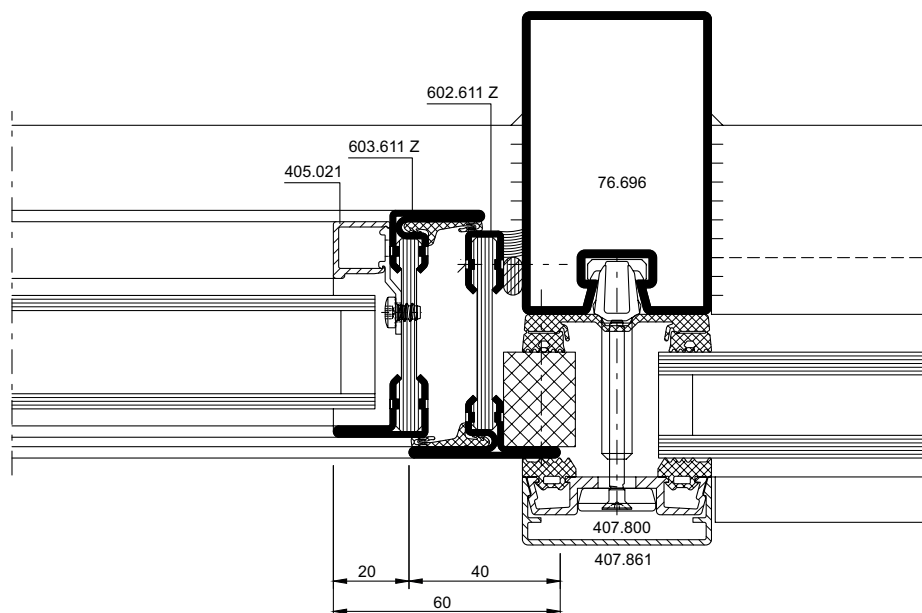
DXF **DWG**

D-510-K-001

Einsatzelement
 Janisol Arte

Élément de remplissage
 Janisol Arte

Infill element
 Janisol Arte



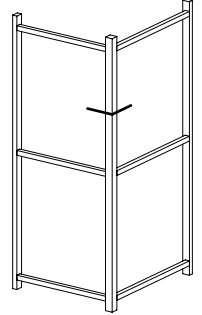
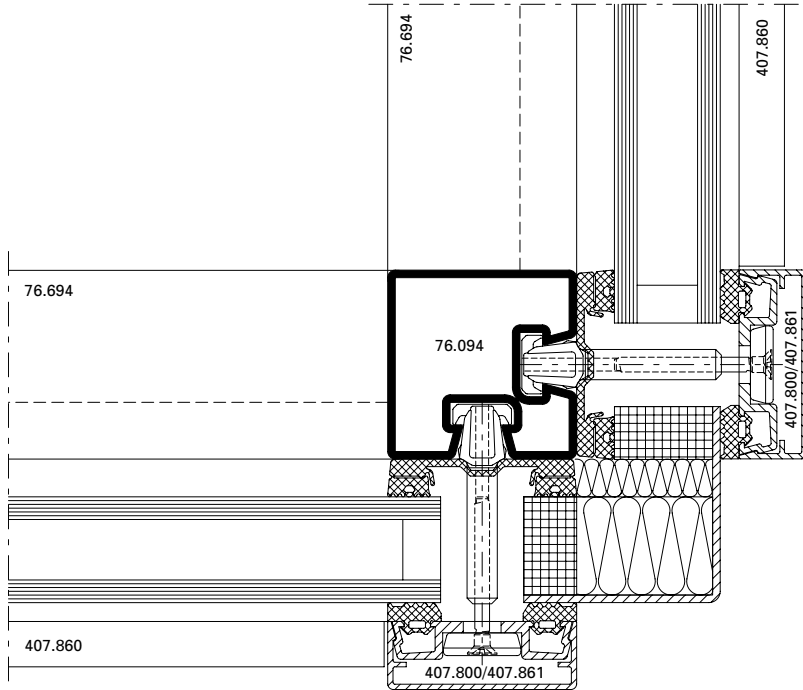
DXF **DWG**

D-510-K-016

Aussenecke 90°

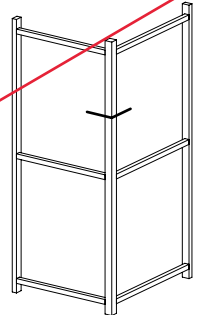
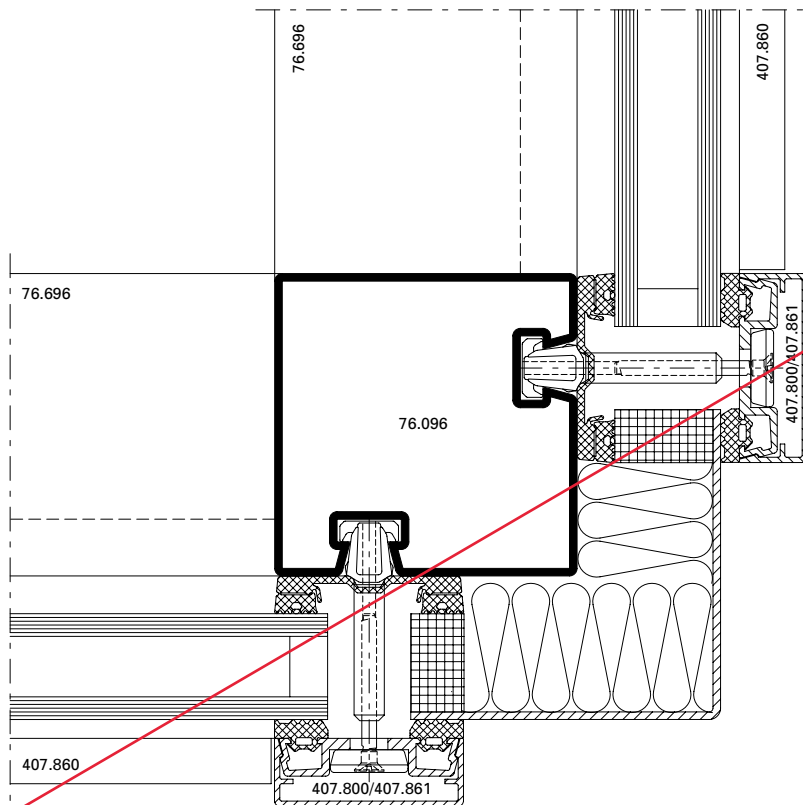
Angle extérieur 90°

Outer corner 90°



DXF DWG

D-510-K-011



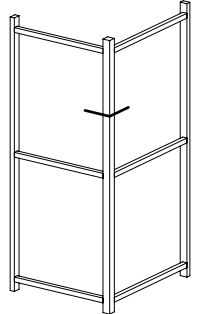
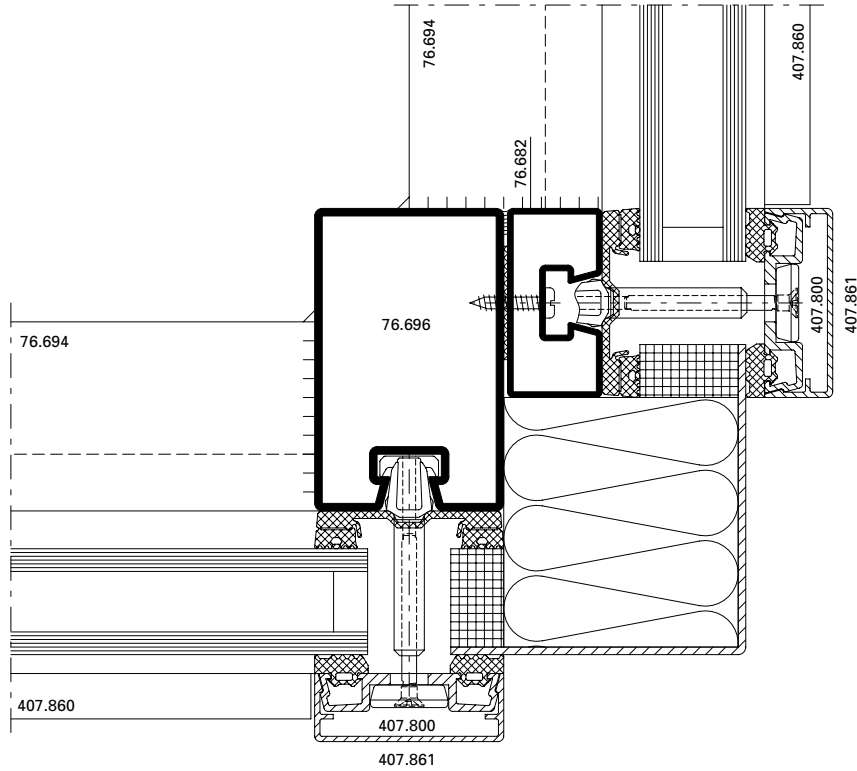
DXF DWG

D-510-K-012

Aussenecke 90°

Angle extérieur 90°

Outer corner 90°



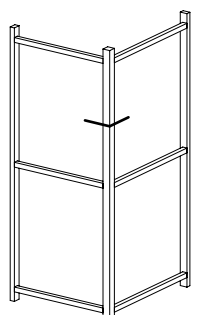
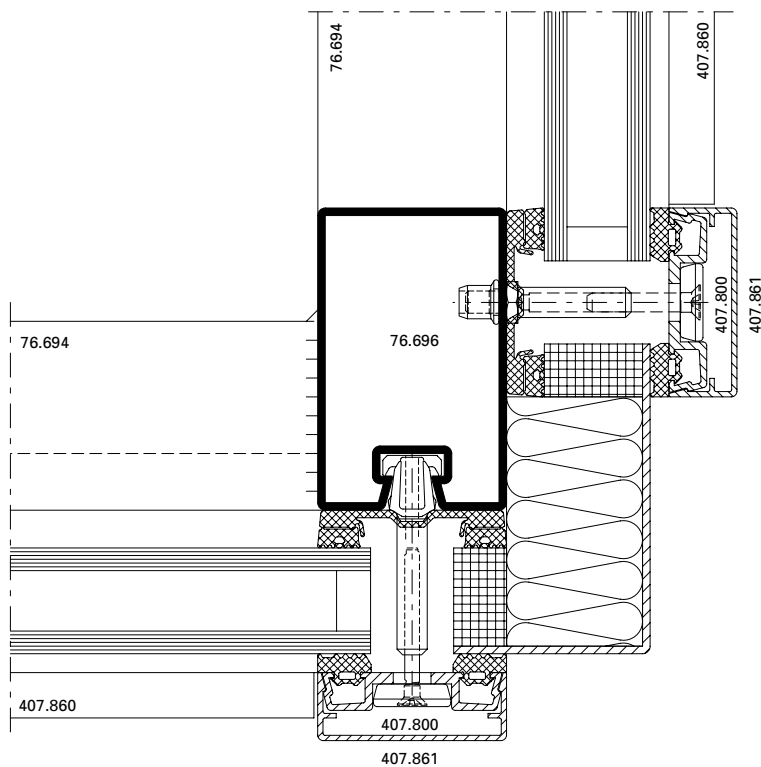
DXF DWG

D-510-K-005

Aussenecke 90°
 (Kombination mit VISS Basic)

Angle extérieur 90°
 (en combinaison avec VISS Basic)

Outer corner 90°
 (in combination with VISS Basic)



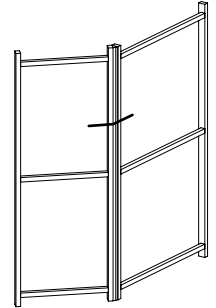
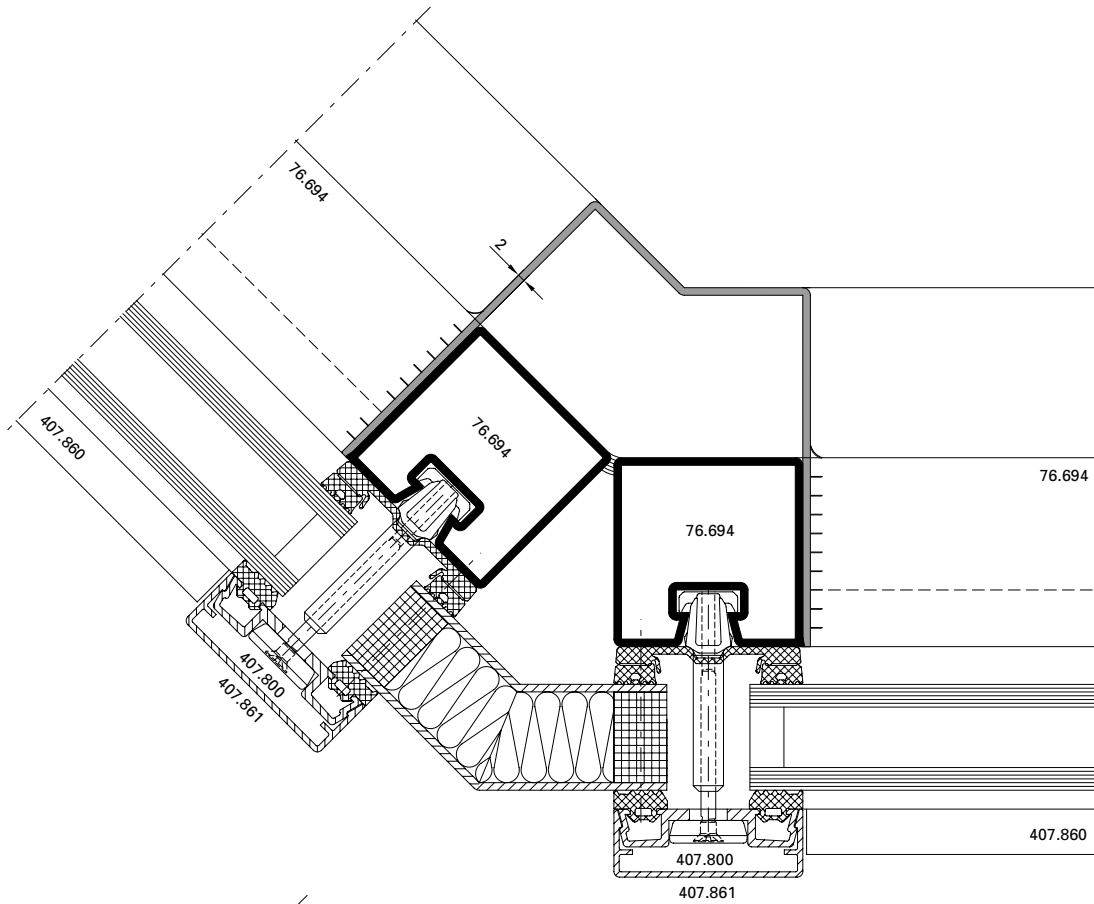
DXF DWG

D-510-K-010

Aussenecke 135°

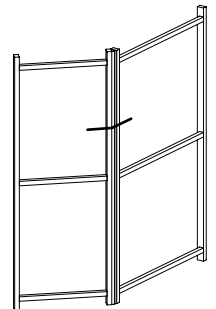
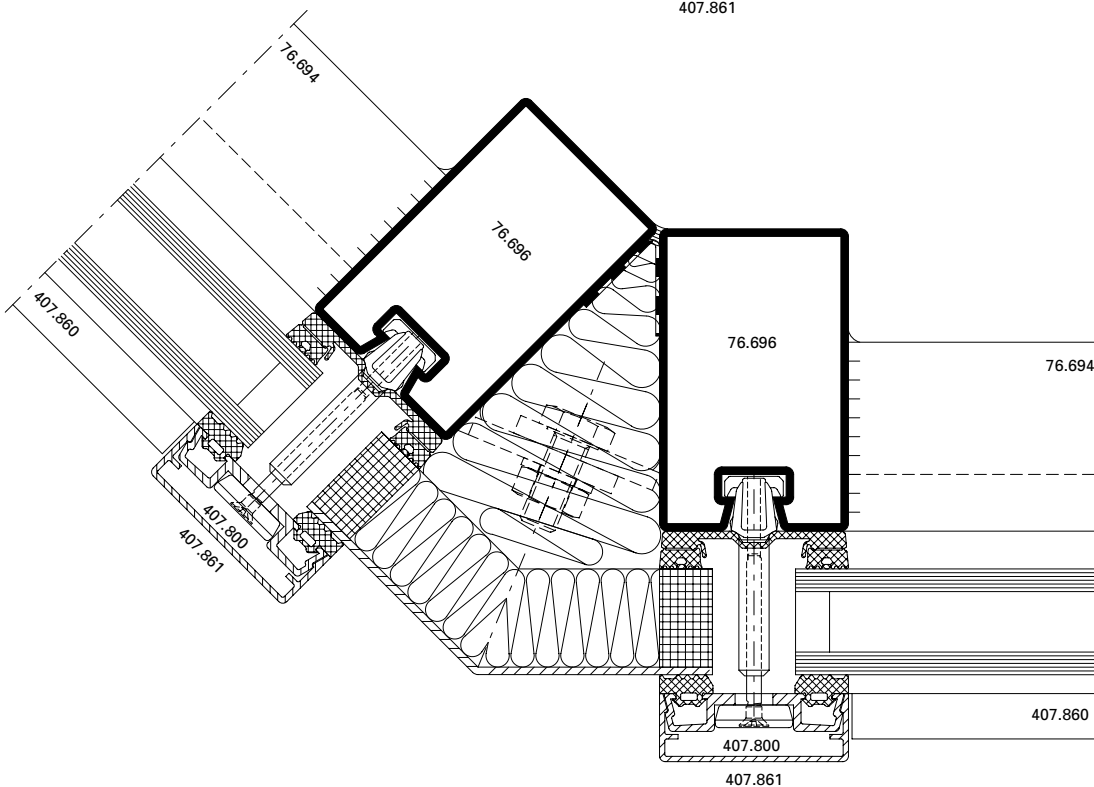
Angle extérieur 135°

Outer corner 135°



DXF DWG

D-510-K-003



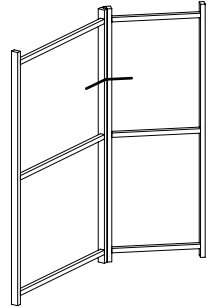
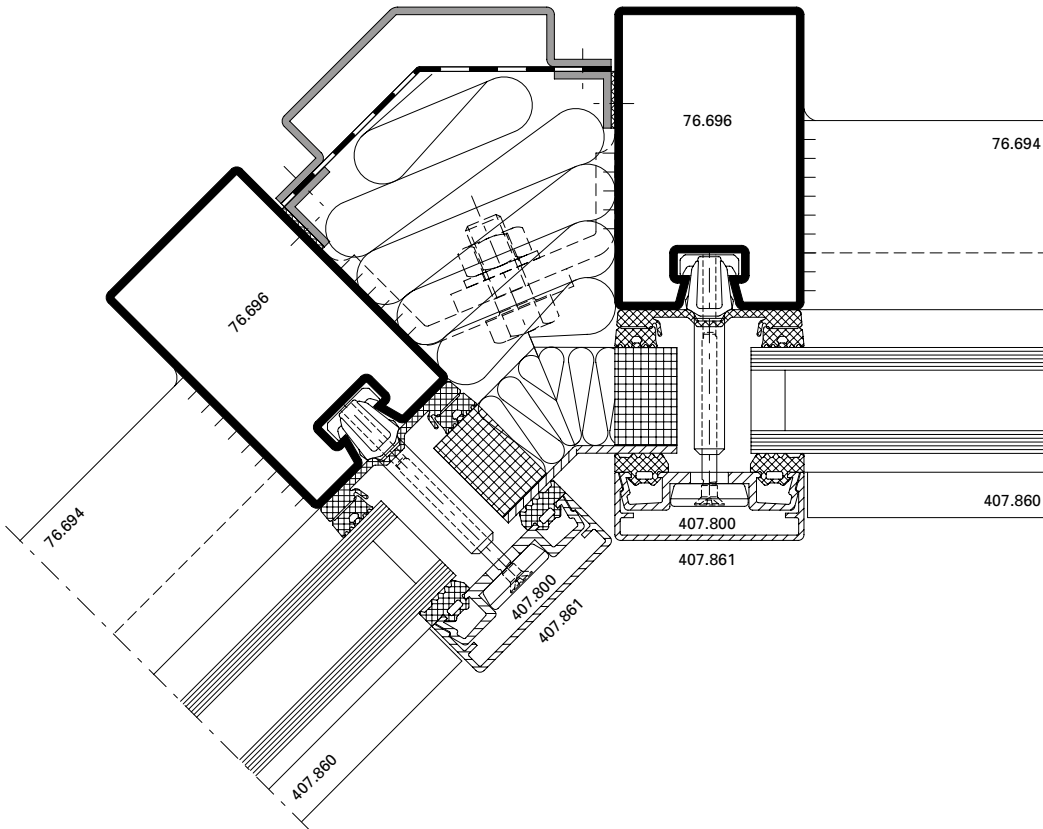
DXF DWG

D-510-K-004

Innenecke 135°

Angle intérieur 135°

Inner corner 135°



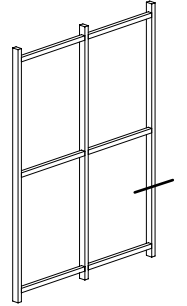
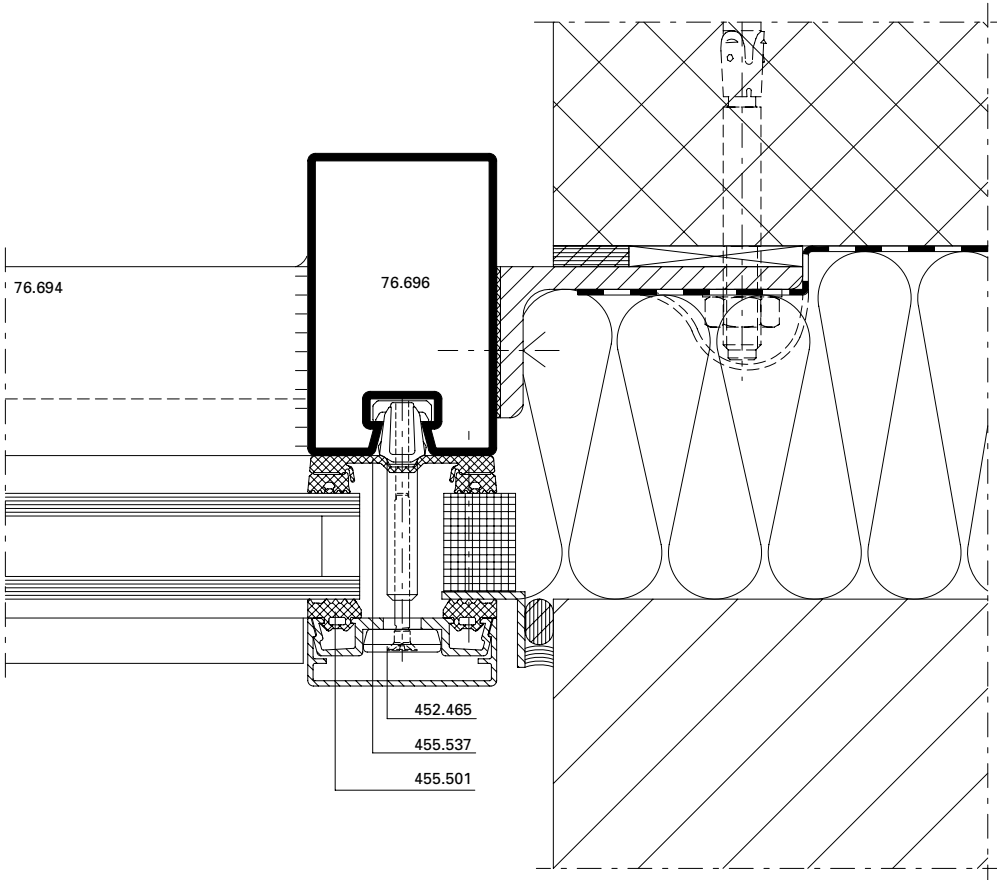
DXF

DWG

D-510-K-009

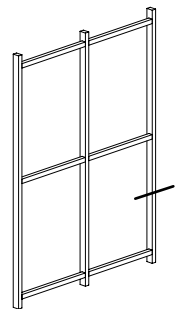
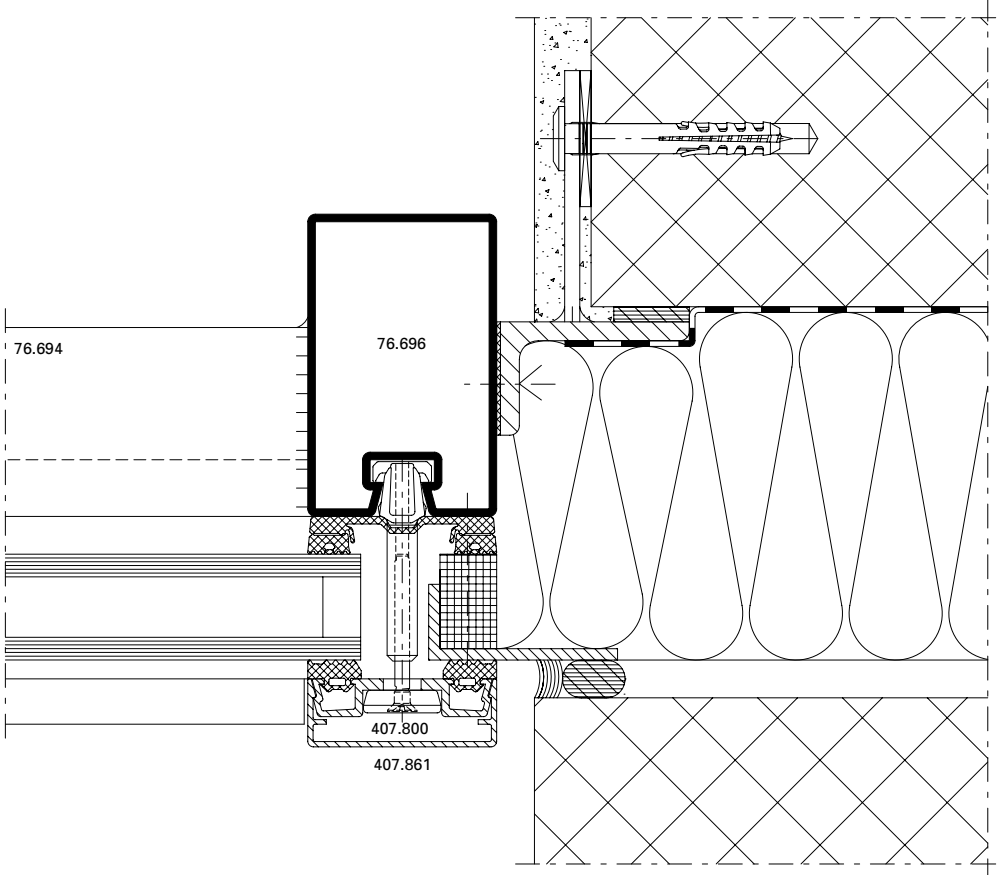
Anschlüsse am Bau im Massstab 1:2
Raccords au mur à l'échelle 1:2
Attachment to structure on scale 1:2

VISS Fassade
VISS façade
VISS façade



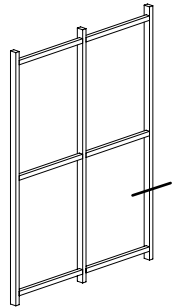
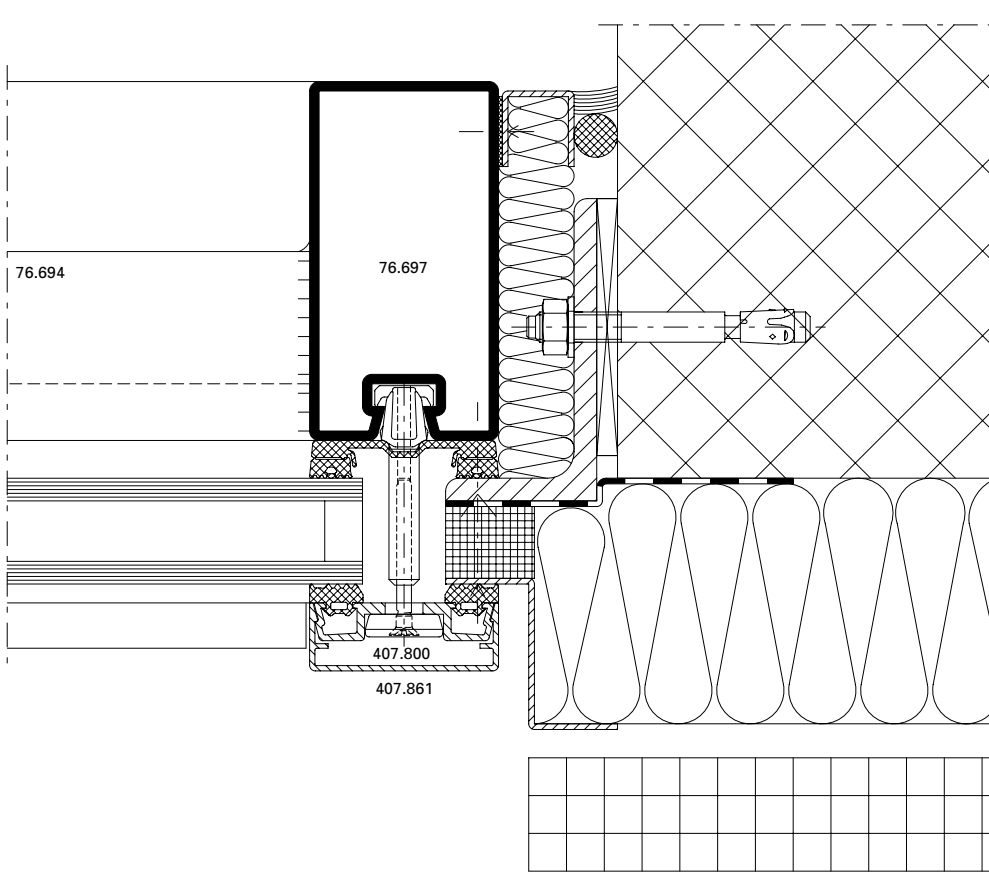
DXF DWG

D-510-A-001



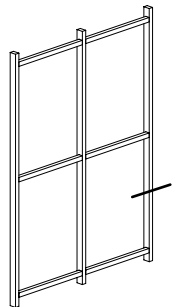
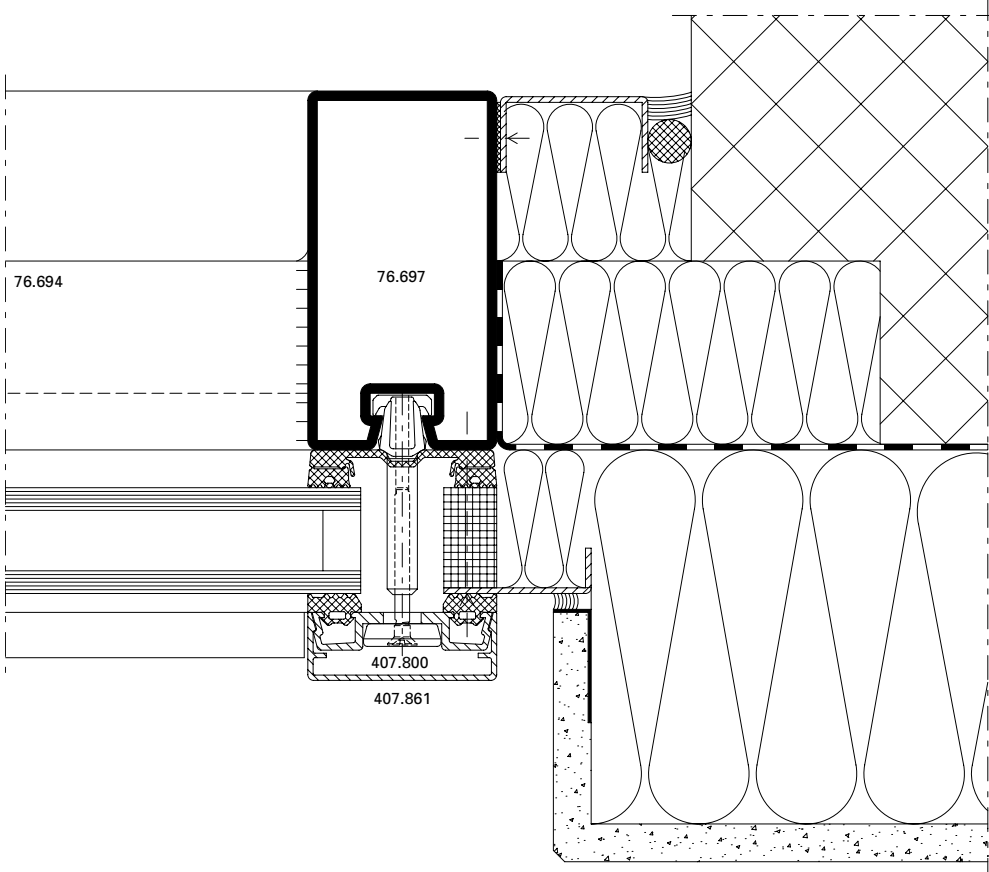
DXF DWG

D-510-A-002



DXF DWG

D-510-A-003

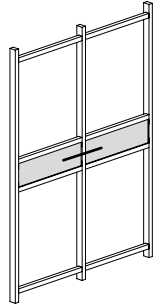
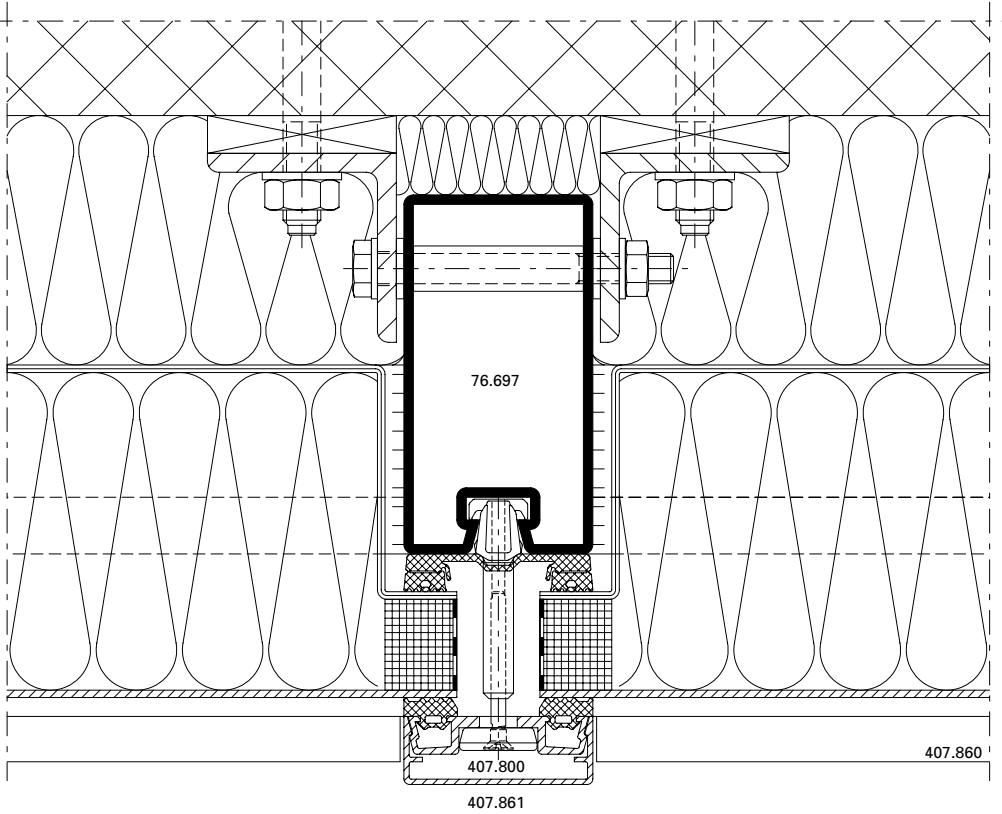


DXF DWG

D-510-A-004

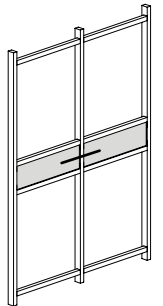
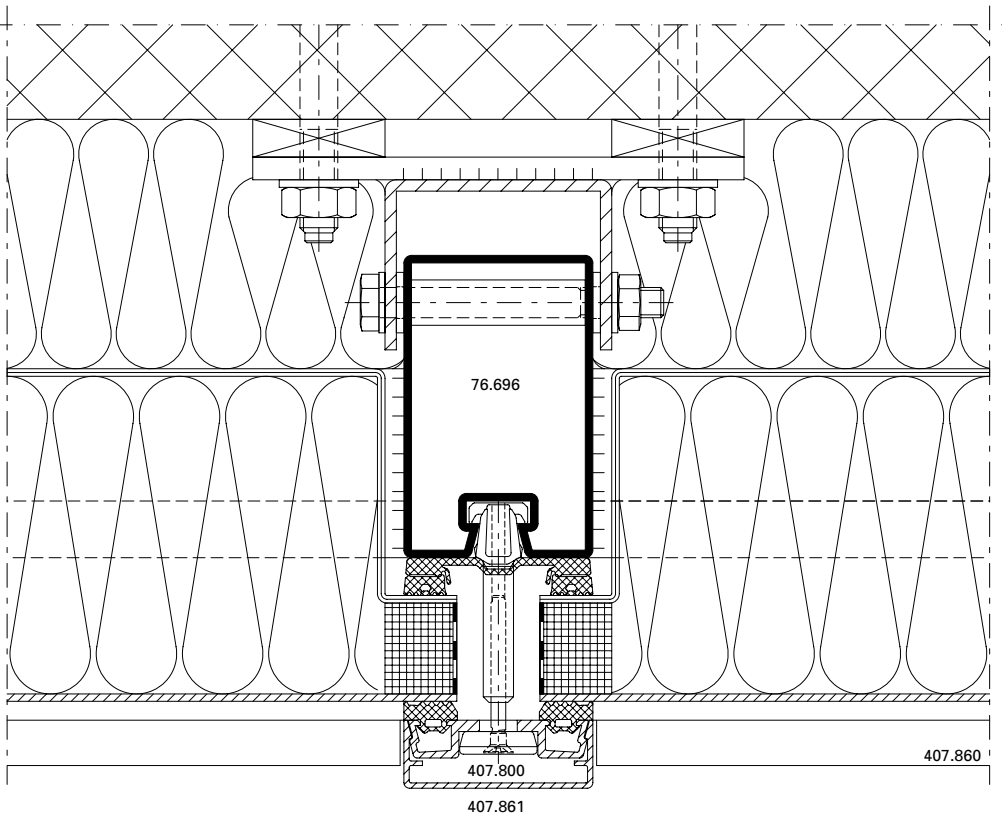
Anschlüsse am Bau im Massstab 1:2
Raccords au mur à l'échelle 1:2
Attachment to structure on scale 1:2

VISS Fassade
VISS façade
VISS façade



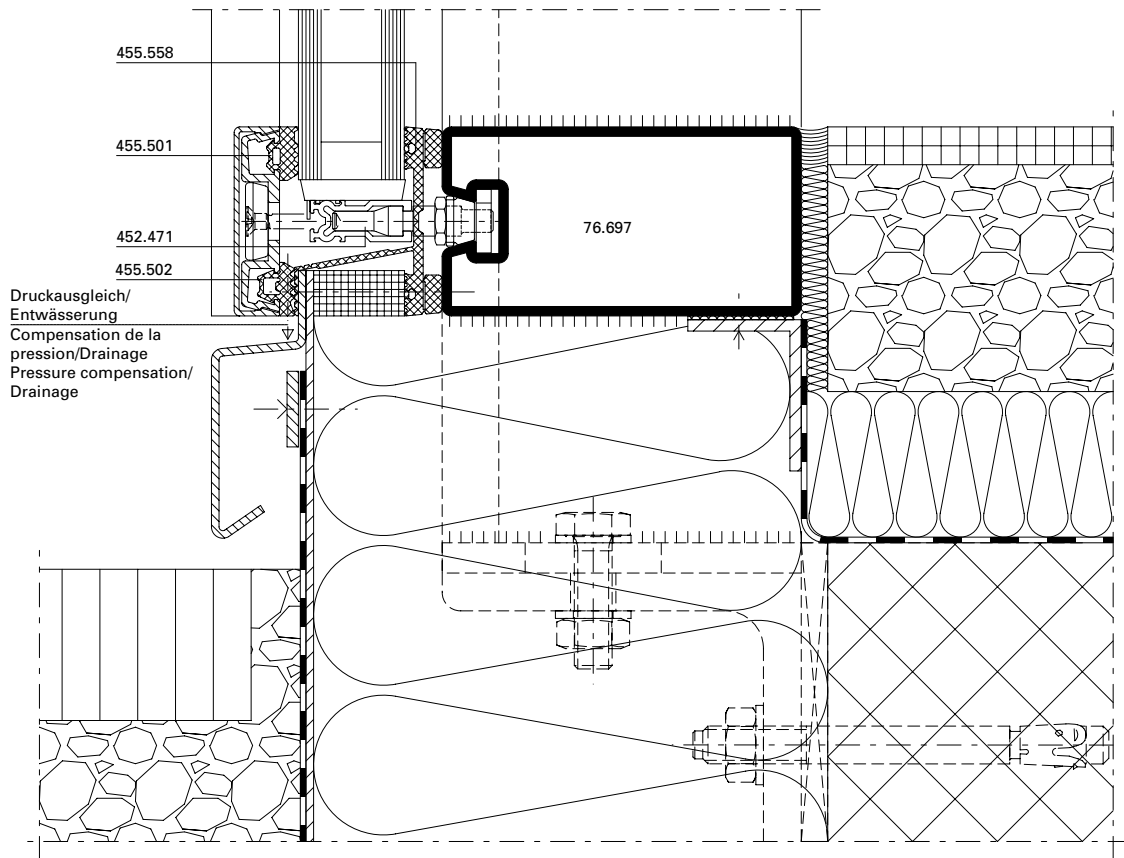
DXF DWG

D-510-A-005



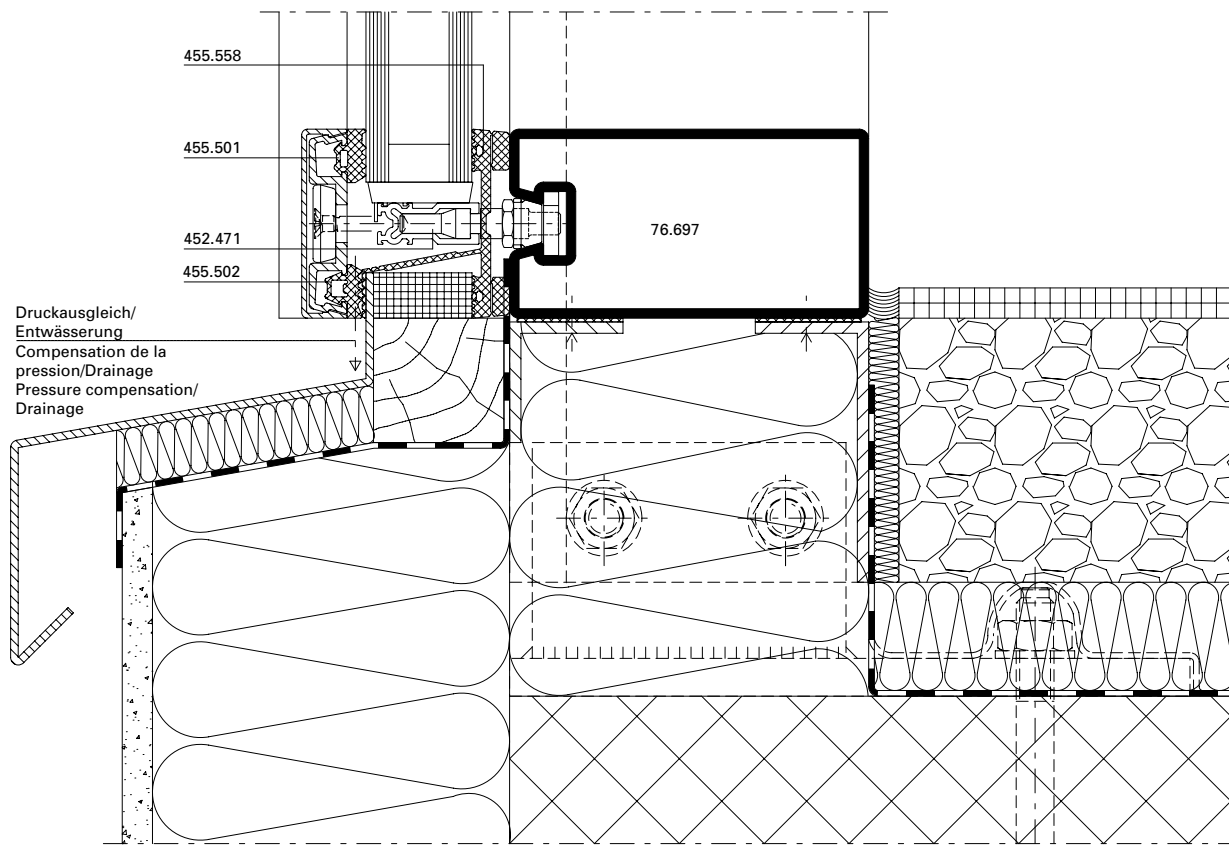
DXF DWG

D-510-A-006



DXF DWG

D-510-A-007

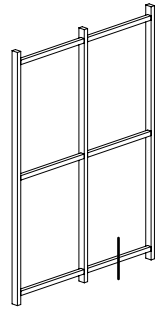
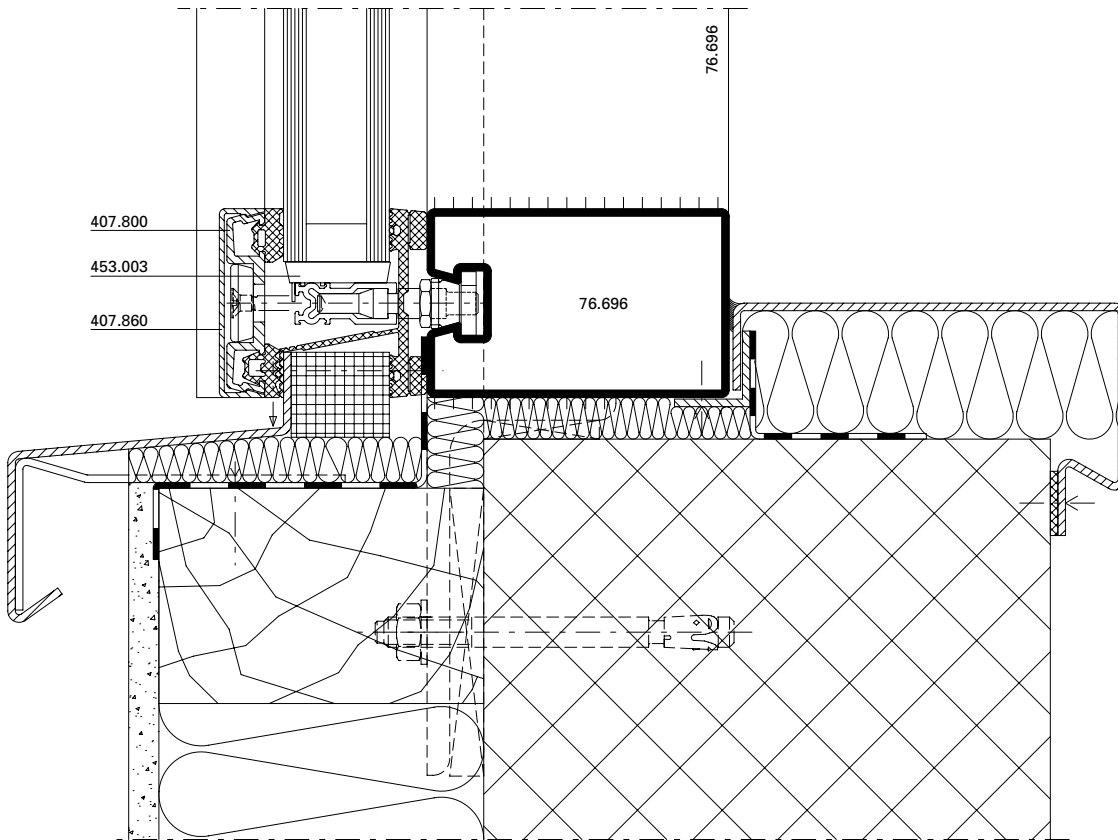


DXF DWG

D-510-A-008

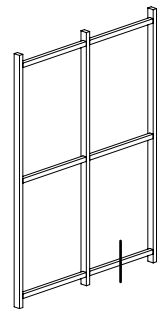
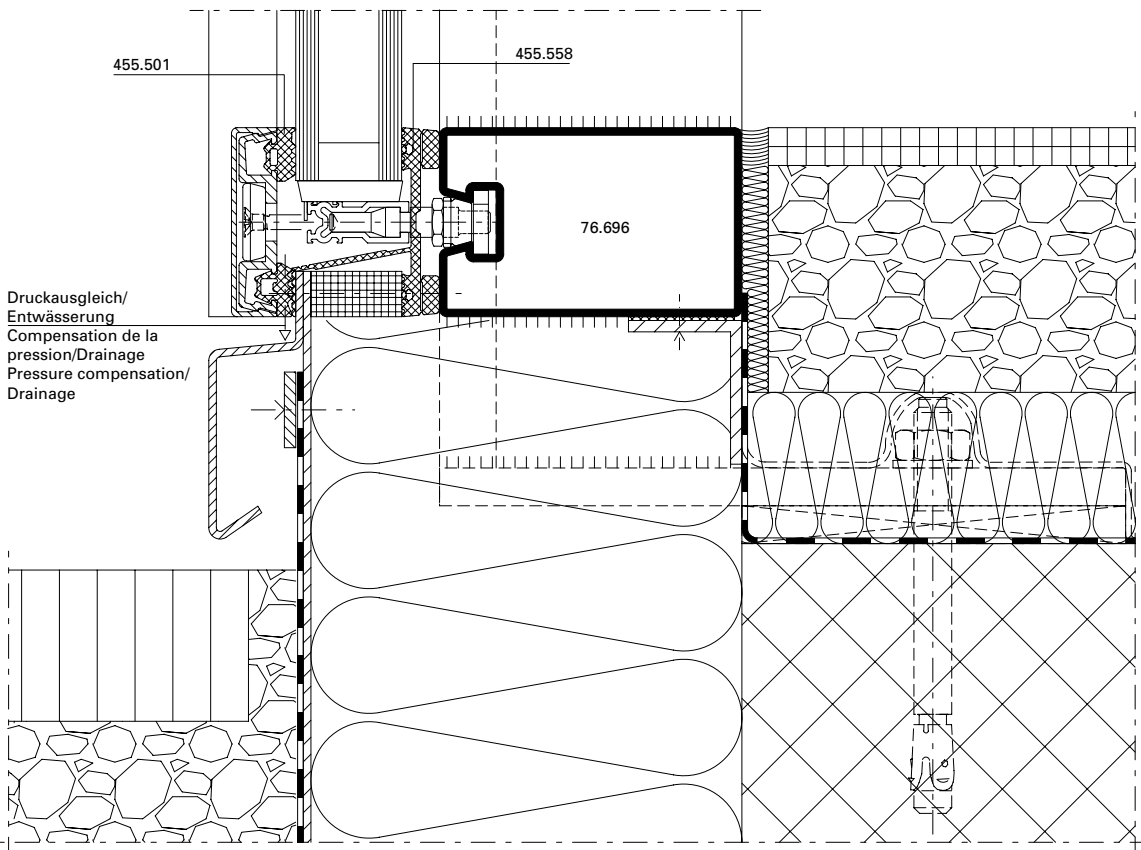
Anschlüsse am Bau im Massstab 1:2
Raccords au mur à l'échelle 1:2
Attachment to structure on scale 1:2

VISS Fassade
VISS façade
VISS façade



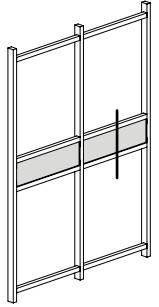
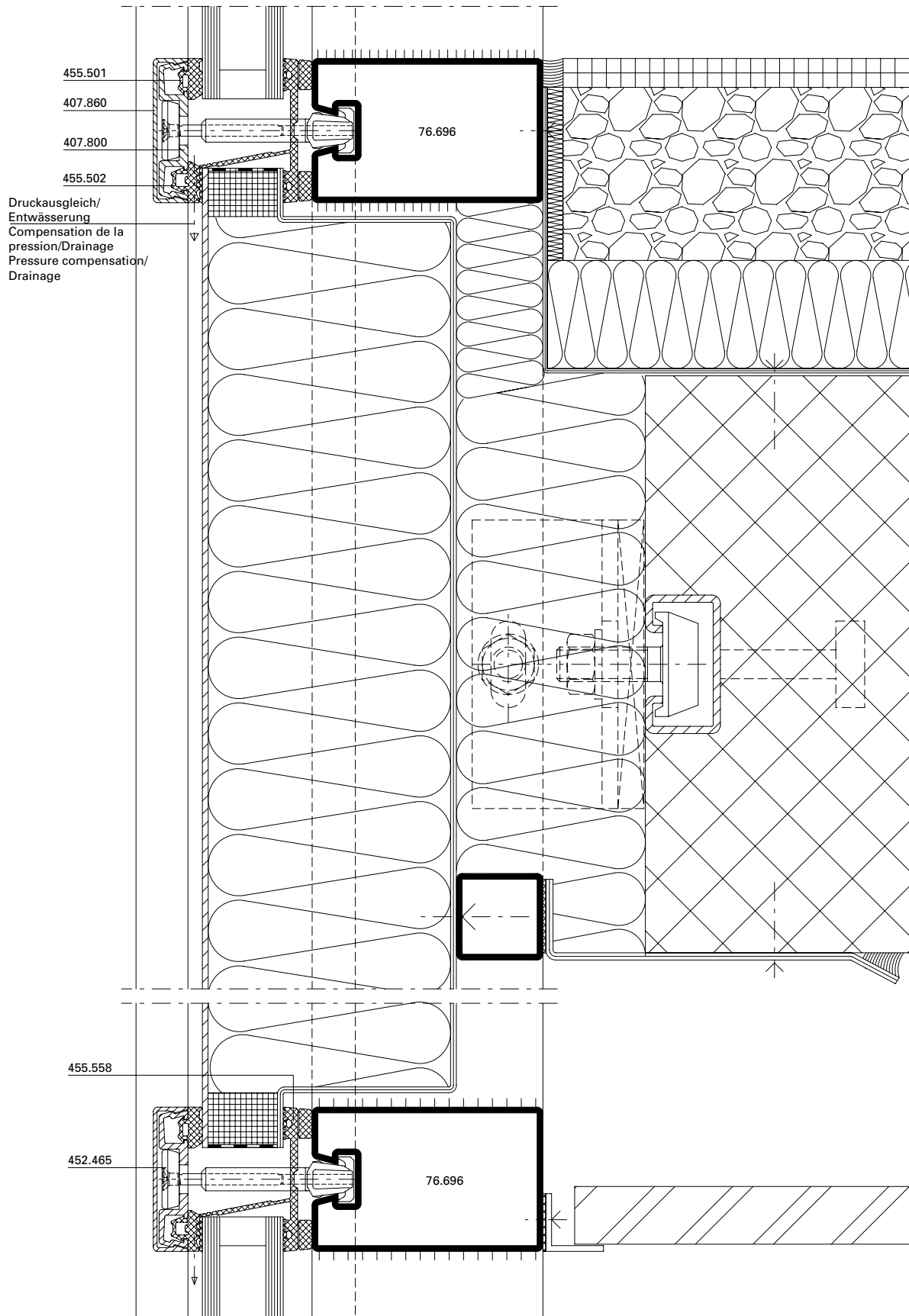
DXF DWG

D-510-A-009



DXF DWG

D-510-A-010

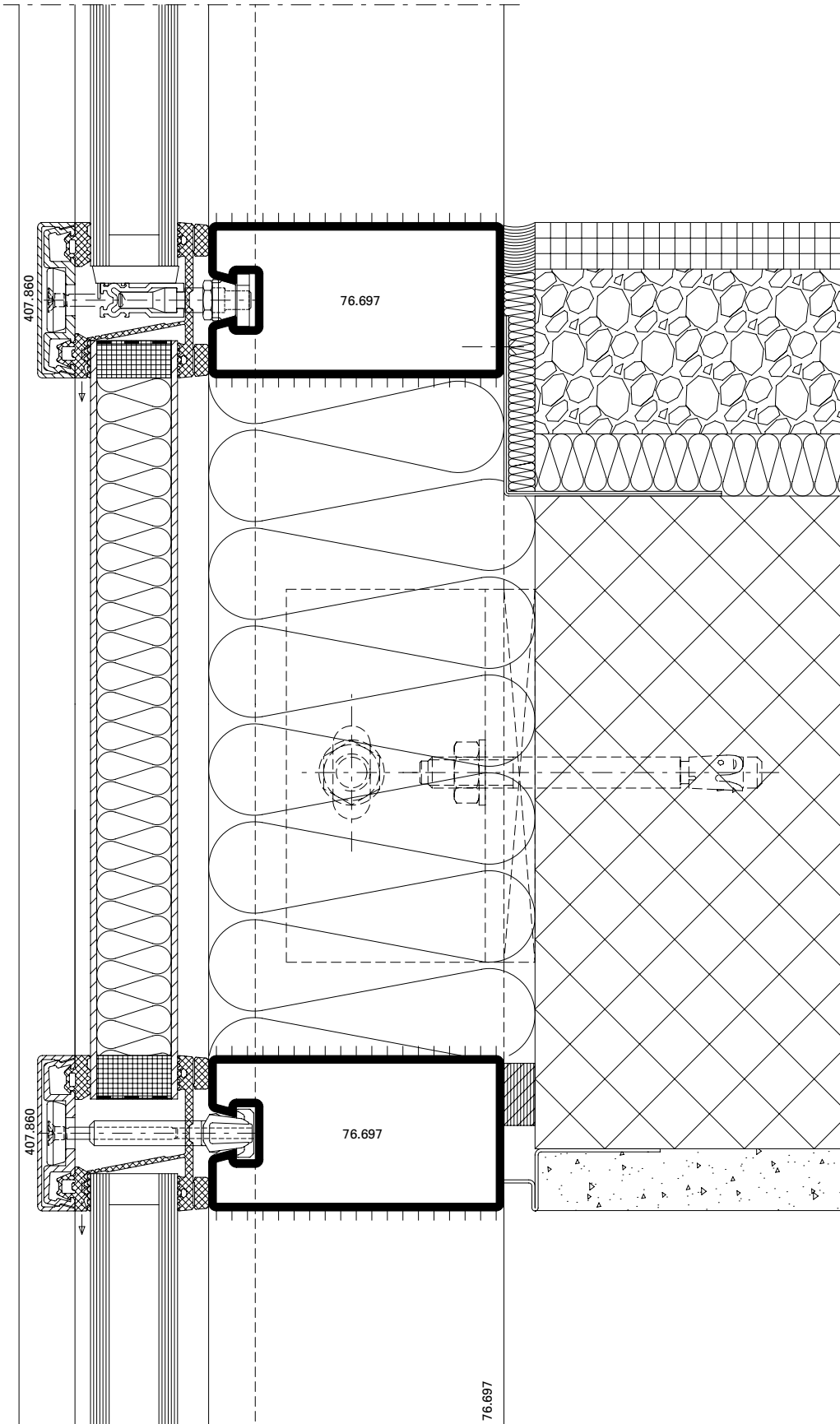


DXF DWG

D-510-A-011

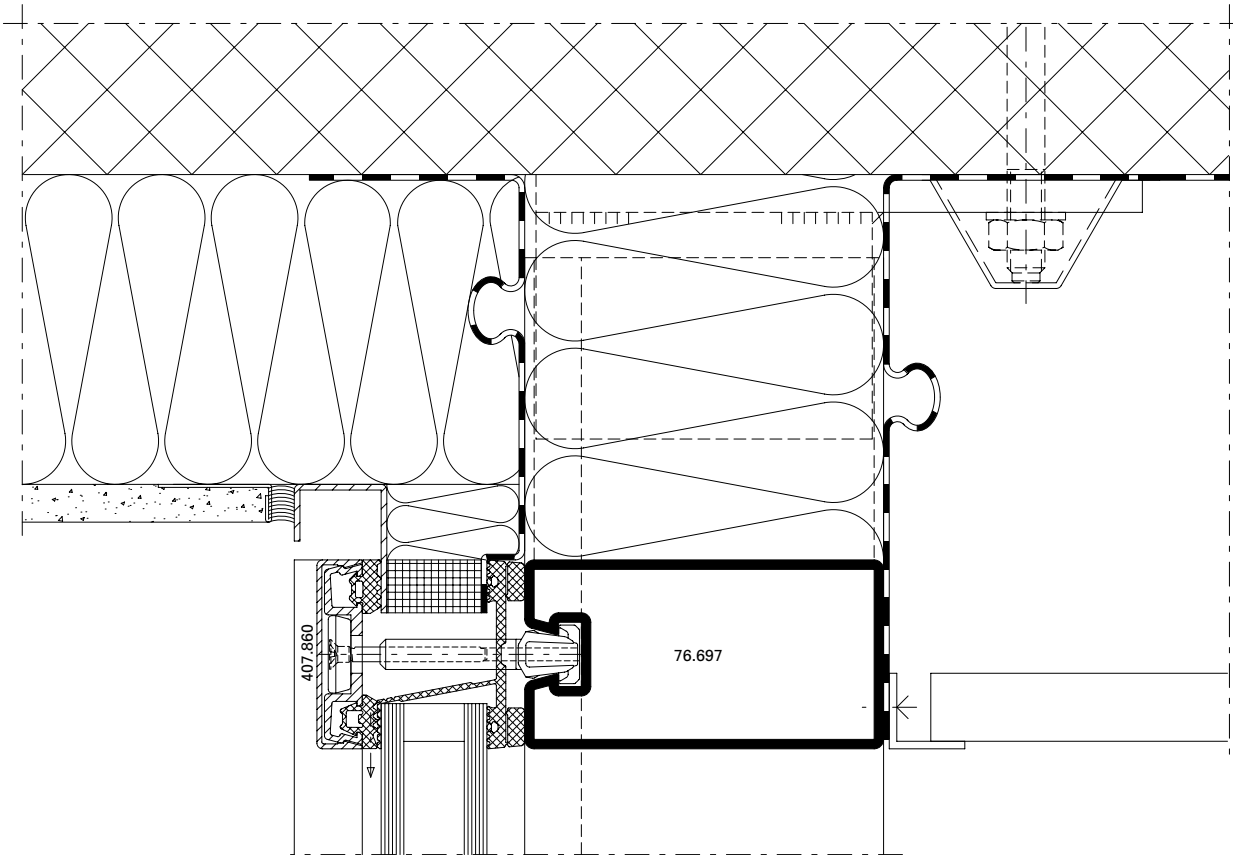
Anschlüsse am Bau im Masstab 1:2
Raccords au mur à l'échelle 1:2
Attachment to structure on scale 1:2

VISS Fassade
VISS façade
VISS façade



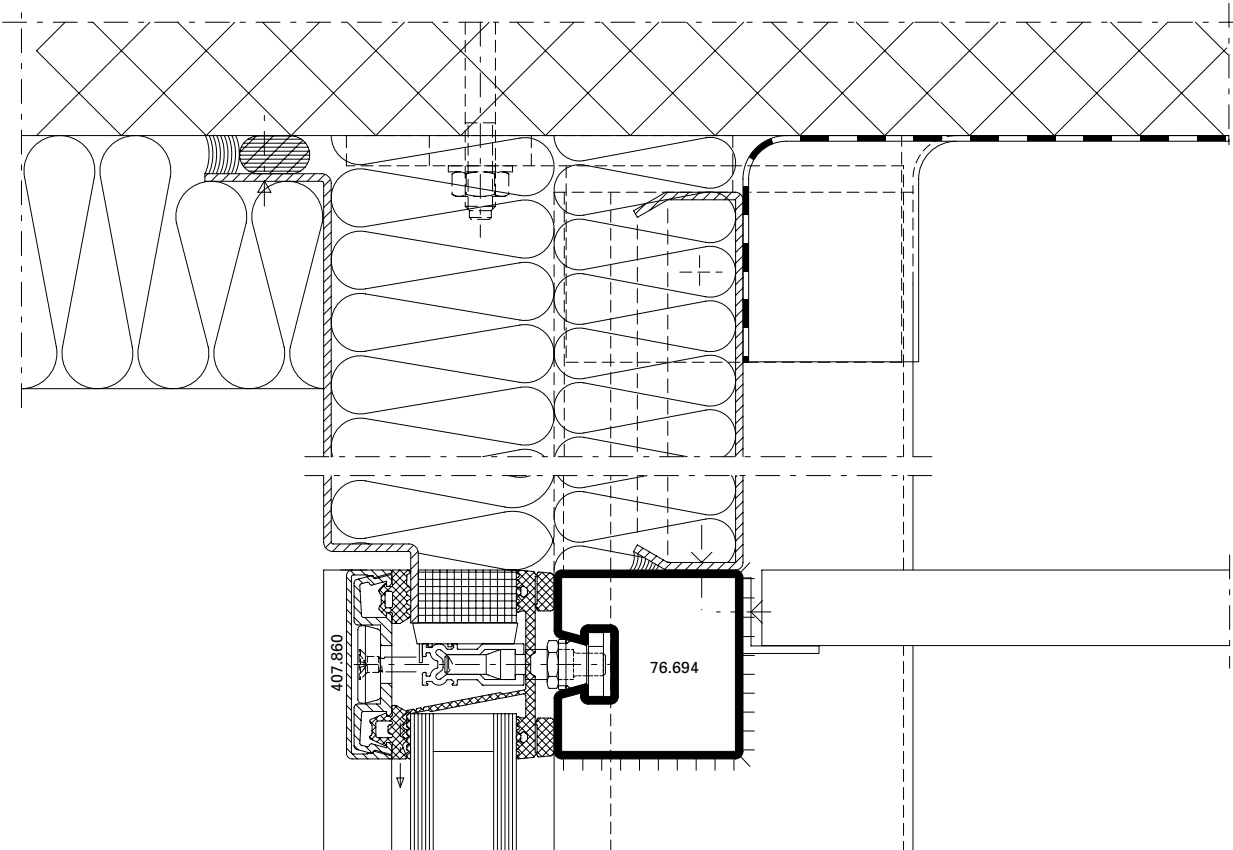
DXF DWG

D-510-A-012



DXF DWG

D-510-A-013

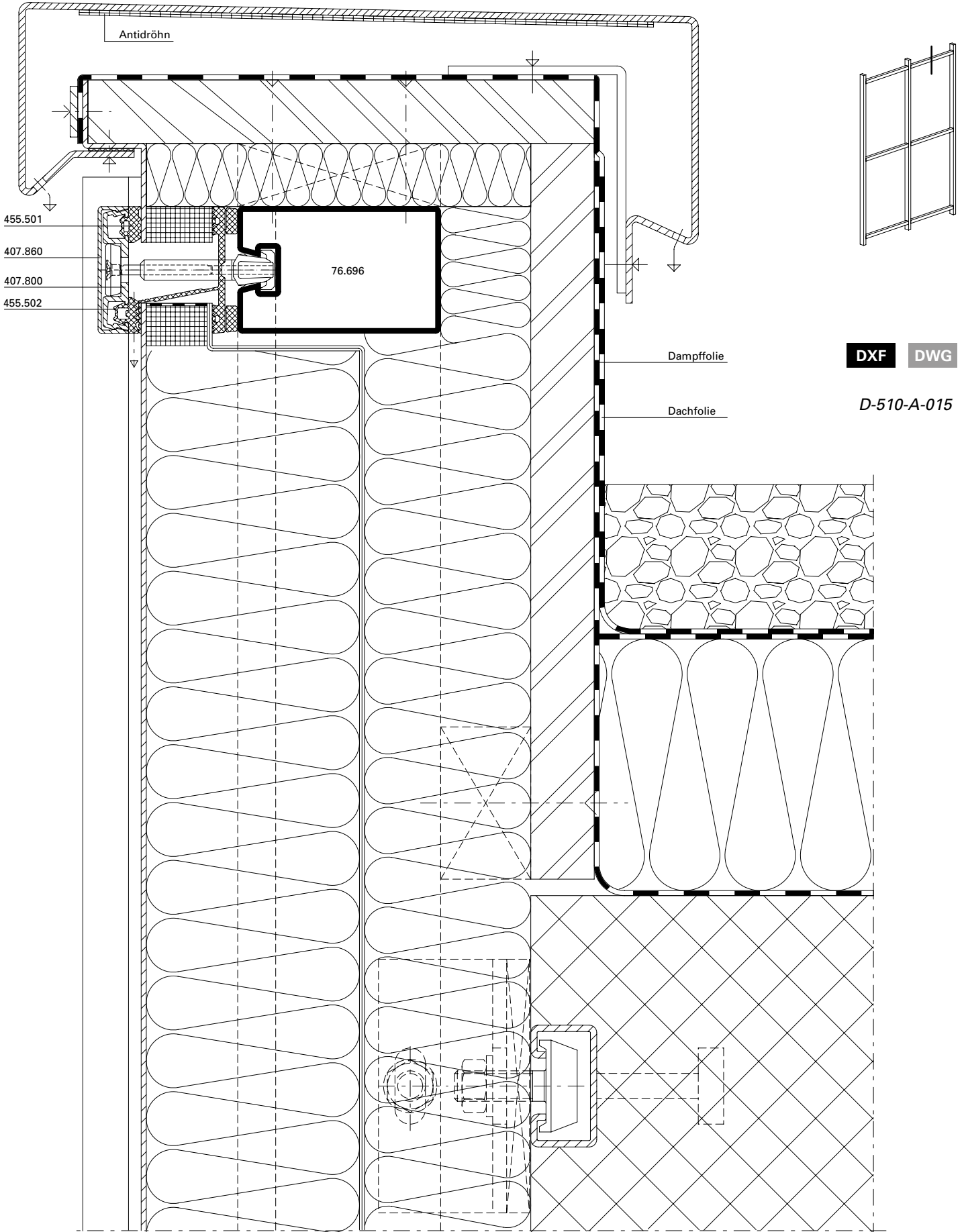


DXF DWG

D-510-A-014

Anschlüsse am Bau im Massstab 1:2
Raccords au mur à l'échelle 1:2
Attachment to structure on scale 1:2

VISS Fassade
VISS façade
VISS façade



System-Hinweise

Remarques concernant les systèmes

System instructions

VISS Fassade

VISS façade

VISS façade

**VISS HI 50 mm
mit Dämmprofil**







U_f-Werte nach EN 10077-2

**VISS HI 50 mm
avec gaine isolante**

Valeurs U_f selon EN 10077-2

**VISS HI 50 mm
with insulating core**

U_f values according to 10077-2

						
Glas Verre Glass	Pfosten 50/50 Montant 50/50 Mullion 50/50	Pfosten 50/120 Montant 50/129 Mullion 50/120	Pfosten 50/140 Montant 50/140 Mullion 50/140	Riegel 50/50 Traverse 50/50 Transom 50/50	Riegel 50/120 Traverse 50/120 Transom 50/120	Riegel 50/140 Traverse 50/140 Transom 50/140
30 mm	0,94 W/m²K	0,96 W/m²K	0,97 W/m²K	1,0 W/m²K	1,0 W/m²K	1,0 W/m²K
40 mm	0,77 W/m²K	0,79 W/m²K	0,79 W/m²K	0,85 W/m²K	0,86 W/m²K	0,86 W/m²K
50 mm	0,64 W/m²K	0,65 W/m²K	0,65 W/m²K	0,73 W/m²K	0,74 W/m²K	0,74 W/m²K
60 mm	0,58 W/m²K	0,59 W/m²K	0,59 W/m²K	0,65 W/m²K	0,66 W/m²K	0,66 W/m²K
70 mm	0,53 W/m²K	0,53 W/m²K	0,53 W/m²K	0,60 W/m²K	0,60 W/m²K	0,60 W/m²K

Der Einfluss der Schrauben-
befestigung in Höhe von 0.14 W/m²K
ist berücksichtigt.

L'influence de la fixation à vis de
0.14 W/m²K est prise en compte.

The 0.14 W/m²K influence of the
screw fixing is taken into account.

System-Hinweise

Remarques concernant les systèmes

System instructions

VISS Fassade

VISS façade

VISS façade

**VISS HI 60 mm
mit Dämmprofil**


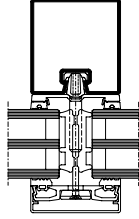
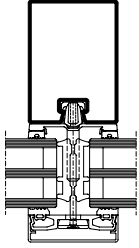
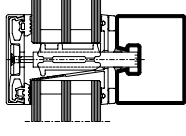
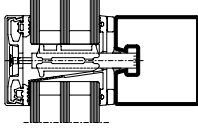
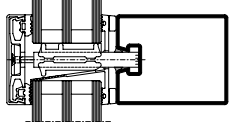
U_f-Werte nach EN 10077-2

**VISS HI 60 mm
avec gaine isolante**

Valeurs U_f selon EN 10077-2

**VISS HI 60 mm
with insulating core**

U_f values according to 10077-2

						
Glas Verre Glass	Pfofen 60/50 Montant 60/50 Mullion 60/50	Pfofen 60/100 Montant 60/100 Mullion 60/100	Pfofen 60/150 Montant 60/150 Mullion 60/150	Riegel 60/50 Traverse 60/50 Transom 60/50	Riegel 60/100 Traverse 60/100 Transom 60/100	Riegel 60/150 Traverse 60/150 Transom 60/150
30 mm	0,92 W/m²K	0,94 W/m²K	0,95 W/m²K	0,97 W/m²K	0,98 W/m²K	0,99 W/m²K
40 mm	0,75 W/m²K	0,76 W/m²K	0,76 W/m²K	0,82 W/m²K	0,84 W/m²K	0,84 W/m²K
50 mm	0,62 W/m²K	0,63 W/m²K	0,63 W/m²K	0,70 W/m²K	0,71 W/m²K	0,72 W/m²K
60 mm	0,55 W/m²K	0,56 W/m²K	0,56 W/m²K	0,63 W/m²K	0,64 W/m²K	0,64 W/m²K
70 mm	0,50 W/m²K	0,50 W/m²K	0,51 W/m²K	0,58 W/m²K	0,59 W/m²K	0,59 W/m²K

	76.140 Pfofen 60/180 Montant 60/180 Mullion 60/180	76.141 Pfofen 60/220 Montant 60/220 Mullion 60/220	76.142 Pfofen 60/280 Montant 60/280 Mullion 60/280	76.140 Riegel 60/180 Traverse 60/180 Transom 60/180	76.141 Riegel 60/220 Traverse 60/220 Transom 60/220	76.142 Riegel 60/280 Traverse 60/280 Transom 60/280
50 mm	0,63 W/m²K	0,64 W/m²K	0,64 W/m²K	0,72 W/m²K	0,72 W/m²K	0,72 W/m²K
70 mm	0,51 W/m²K	0,51 W/m²K	0,51 W/m²K	0,59 W/m²K	0,59 W/m²K	0,59 W/m²K

Der Einfluss der Schrauben-
befestigung in Höhe von 0.14 W/m²K
ist berücksichtigt.

L'influence de la fixation à vis de
0.14 W/m²K est prise en compte.

The 0.14 W/m²K influence of the
screw fixing is taken into account.

System-Hinweise

Remarques concernant les systèmes

System instructions

VISS Fassade

VISS façade

VISS façade

**VISS HI 50 mm
mit Dämmprofil
Flaches Deckprofil**






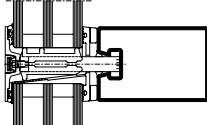
U_f-Werte nach EN 10077-2

**VISS HI 50 mm
avec gaine isolante
Profilé de recouvrement plat**

Valeurs U_f selon EN 10077-2

**VISS HI 50 mm
with insulating core
Flat cover cap**

U_f values according to 10077-2

						
Glas	Pfosten 50/50	Pfosten 50/95	Pfosten 50/140	Riegel 50/50	Riegel 50/95	Riegel 50/140
Verre	Montant 50/50	Montant 50/95	Montant 50/140	Traverse 50/50	Traverse 50/95	Traverse 50/140
Glass	Mullion 50/50	Mullion 50/95	Mullion 50/140	Transom 50/50	Transom 50/95	Transom 50/140
30 mm						
40 mm	0,84 W/m²K	0,87 W/m²K	0,86 W/m²K	0,92 W/m²K	0,94 W/m²K	0,94 W/m²K
50 mm	0,69 W/m²K	0,70 W/m²K	0,71 W/m²K	0,79 W/m²K	0,80 W/m²K	0,80 W/m²K
60 mm	0,62 W/m²K	0,63 W/m²K	0,63 W/m²K	0,69 W/m²K	0,70 W/m²K	0,70 W/m²K
70 mm	0,55 W/m²K	0,56 W/m²K	0,56 W/m²K	0,63 W/m²K	0,63 W/m²K	0,63 W/m²K

**Der Einfluss der Schrauben-
befestigung in Höhe von 0.14 W/m²K
ist berücksichtigt.**

**L'influence de la fixation à vis de
0.14 W/m²K est prise en compte.**

**The 0.14 W/m²K influence of the
screw fixing is taken into account.**

System-Hinweise

Remarques concernant les systèmes

System instructions

VISS Fassade

VISS façade

VISS façade

**VISS HI 60 mm
mit Dämmprofil
Flaches Deckprofil**

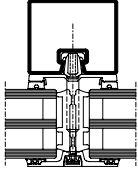
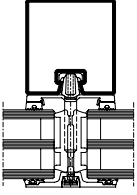
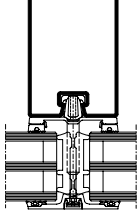



U_f-Werte nach EN 10077-2

**VISS HI 60 mm
avec gaine isolante
Profilé de recouvrement plat**

Valeurs U_f selon EN 10077-2

**VISS HI 60 mm
with insulating core
Flat cover cap**

U_f values according to 10077-2

						
Glas Verre Glass	Pfofen 60/50 Montant 60/50 Mullion 60/50	Pfofen 60/100 Montant 60/100 Mullion 60/100	Pfofen 60/150 Montant 60/150 Mullion 60/150	Riegel 60/50 Traverse 60/50 Transom 60/50	Riegel 60/100 Traverse 60/100 Transom 60/100	Riegel 60/150 Traverse 60/150 Transom 60/150
30 mm						
40 mm	0,81 W/m²K	0,82 W/m²K	0,83 W/m²K	0,88 W/m²K	0,90 W/m²K	0,90 W/m²K
50 mm	0,67 W/m²K	0,68 W/m²K	0,69 W/m²K	0,76 W/m²K	0,77 W/m²K	0,78 W/m²K
60 mm	0,59 W/m²K	0,60 W/m²K	0,60 W/m²K	0,67 W/m²K	0,68 W/m²K	0,69 W/m²K
70 mm	0,52 W/m²K	0,53 W/m²K	0,53 W/m²K	0,61 W/m²K	0,61 W/m²K	0,62 W/m²K

Glas Verre Glass	76.140 Pfofen 60/180 Montant 60/180 Mullion 60/180	76.141 Pfofen 60/220 Montant 60/220 Mullion 60/220	76.142 Pfofen 60/280 Montant 60/280 Mullion 60/280	76.140 Riegel 60/180 Traverse 60/180 Transom 60/180	76.141 Riegel 60/220 Traverse 60/220 Transom 60/220	76.142 Riegel 60/280 Traverse 60/280 Transom 60/280
50 mm	0,69 W/m²K	0,69 W/m²K	0,69 W/m²K	0,78 W/m²K	0,78 W/m²K	0,78 W/m²K
70 mm	0,53 W/m²K	0,53 W/m²K	0,53 W/m²K	0,62 W/m²K	0,62 W/m²K	0,62 W/m²K

**Der Einfluss der Schrauben-
befestigung in Höhe von 0.14 W/m²K
ist berücksichtigt.**

**L'influence de la fixation à vis de
0.14 W/m²K est prise en compte.**

**The 0.14 W/m²K influence of the
screw fixing is taken into account.**

System-Hinweise

Remarques concernant les systèmes

System instructions

VISS Fassade

VISS façade

VISS façade

VISS 50 mm

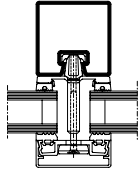
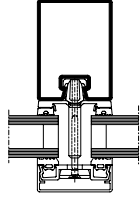

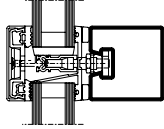

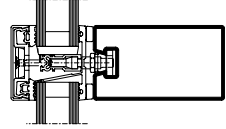
U_f-Werte nach EN 10077-2

VISS 50 mm

Valeurs U_f selon EN 10077-2

VISS 50 mm

U_f values according to 10077-2

						
Glas Verre Glass	Pfosten 50/50 Montant 50/50 Mullion 50/50	Pfosten 50/95 Montant 50/95 Mullion 50/95	Pfosten 50/140 Montant 50/140 Mullion 50/140	Riegel 50/50 Traverse 50/50 Transom 50/50	Riegel 50/95 Traverse 50/95 Transom 50/95	Riegel 50/140 Traverse 50/140 Transom 50/140
20 mm	1,7 W/m ² K	1,8 W/m ² K	1,7 W/m ² K	1,5 W/m ² K	1,5 W/m ² K	1,5 W/m ² K
30 mm	1,5 W/m ² K	1,6 W/m ² K	1,6 W/m ² K	1,3 W/m ² K	1,4 W/m ² K	1,4 W/m ² K
40 mm	1,4 W/m ² K	1,5 W/m ² K	1,5 W/m ² K	1,3 W/m ² K	1,3 W/m ² K	1,3 W/m ² K
50 mm	1,4 W/m ² K	1,4 W/m ² K	1,4 W/m ² K	1,2 W/m ² K	1,2 W/m ² K	1,2 W/m ² K
60 mm	1,3 W/m ² K	1,4 W/m ² K	1,4 W/m ² K	1,2 W/m ² K	1,2 W/m ² K	1,2 W/m ² K
70 mm	1,3 W/m ² K	1,3 W/m ² K	1,3 W/m ² K	1,2 W/m ² K	1,2 W/m ² K	1,2 W/m ² K

Der Einfluss der Schraubenbefestigung in Höhe von 0.14 W/m²K ist berücksichtigt.

L'influence de la fixation à vis de 0.14 W/m²K est prise en compte.

The 0.14 W/m²K influence of the screw fixing is taken into account.

System-Hinweise

Remarques concernant les systèmes

System instructions

VISS Fassade

VISS façade

VISS façade

VISS 60 mm







U_f-Werte nach EN 10077-2

VISS 60 mm

Valeurs U_f selon EN 10077-2

VISS 60 mm

U_f values according to 10077-2

						
Glas Verre Glass	Pfosten 60/50 Montant 60/50 Mullion 60/50	Pfosten 60/100 Montant 60/100 Mullion 60/100	Pfosten 60/150 Montant 60/150 Mullion 60/150	Riegel 60/50 Traverse 60/50 Transom 60/50	Riegel 60/100 Traverse 60/100 Transom 60/100	Riegel 60/150 Traverse 60/150 Transom 60/150
20 mm	1,6 W/m²K	1,7 W/m²K	1,6 W/m²K	1,4 W/m²K	1,4 W/m²K	1,5 W/m²K
30 mm	1,4 W/m²K	1,5 W/m²K	1,4 W/m²K	1,2 W/m²K	1,3 W/m²K	1,3 W/m²K
40 mm	1,3 W/m²K	1,3 W/m²K	1,3 W/m²K	1,1 W/m²K	1,2 W/m²K	1,2 W/m²K
50 mm	1,2 W/m²K	1,2 W/m²K	1,2 W/m²K	1,1 W/m²K	1,1 W/m²K	1,1 W/m²K
60 mm	1,1 W/m²K	1,2 W/m²K	1,1 W/m²K	1,0 W/m²K	1,1 W/m²K	1,1 W/m²K
70 mm	1,1 W/m²K	1,1 W/m²K	1,1 W/m²K	1,0 W/m²K	1,0 W/m²K	1,0 W/m²K

	76.140 Pfosten 60/180 Montant 60/180 Mullion 60/180	76.141 Pfosten 60/220 Montant 60/220 Mullion 60/220	76.142 Pfosten 60/280 Montant 60/280 Mullion 60/280	76.140 Riegel 60/180 Traverse 60/180 Transom 60/180	76.141 Riegel 60/220 Traverse 60/220 Transom 60/220	76.142 Riegel 60/280 Traverse 60/280 Transom 60/280
50 mm	1,3 W/m²K	1,3 W/m²K	1,3 W/m²K	1,1 W/m²K	1,1 W/m²K	1,1 W/m²K
70 mm	1,1 W/m²K	1,1 W/m²K	1,1 W/m²K	1,0 W/m²K	1,0 W/m²K	1,0 W/m²K

Der Einfluss der Schraubenbefestigung in Höhe von 0.14 W/m²K ist berücksichtigt.

L'influence de la fixation à vis de 0.14 W/m²K est prise en compte.

The 0.14 W/m²K influence of the screw fixing is taken into account.

System-Hinweise

Remarques concernant les systèmes







System instructions

VISS Fassade

VISS façade

VISS façade

VISS 50 mm
Flaches DeckprofilU_f-Werte nach EN 10077-2**VISS 50 mm**
Profilé de recouvrement platValeurs U_f selon EN 10077-2**VISS 50 mm**
Flat cover capU_f values according to 10077-2

						
Glas Verre Glass	Pfosten 50/50 Montant 50/50 Mullion 50/50	Pfosten 50/95 Montant 50/95 Mullion 50/95	Pfosten 50/140 Montant 50/140 Mullion 50/140	Riegel 50/50 Traverse 50/50 Transom 50/50	Riegel 50/95 Traverse 50/95 Transom 50/95	Riegel 50/140 Traverse 50/140 Transom 50/140
20 mm	1,9 W/m ² K	2,0 W/m ² K	2,0 W/m ² K	1,6 W/m ² K	1,7 W/m ² K	1,7 W/m ² K
30 mm	1,7 W/m ² K	1,7 W/m ² K	1,7 W/m ² K	1,4 W/m ² K	1,5 W/m ² K	1,5 W/m ² K
40 mm	1,5 W/m ² K	1,6 W/m ² K	1,6 W/m ² K	1,3 W/m ² K	1,4 W/m ² K	1,4 W/m ² K
50 mm	1,4 W/m ² K	1,5 W/m ² K	1,5 W/m ² K	1,3 W/m ² K	1,3 W/m ² K	1,3 W/m ² K
60 mm	1,4 W/m ² K	1,4 W/m ² K	1,4 W/m ² K	1,2 W/m ² K	1,3 W/m ² K	1,3 W/m ² K
70 mm	1,3 W/m ² K	1,3 W/m ² K	1,3 W/m ² K	1,2 W/m ² K	1,2 W/m ² K	1,2 W/m ² K

Der Einfluss der Schrauben-
befestigung in Höhe von 0.14 W/m²K
ist berücksichtigt.

L'influence de la fixation à vis de
0.14 W/m²K est prise en compte.

The 0.14 W/m²K influence of the
screw fixing is taken into account.

System-Hinweise

Remarques concernant les systèmes

System instructions

VISS Fassade

VISS façade

VISS façade

**VISS 60 mm
Flaches Deckprofil**







U_f-Werte nach EN 10077-2

**VISS 60 mm
Profilé de recouvrement plat**

Valeurs U_f selon EN 10077-2

**VISS 60 mm
Flat cover cap**

U_f values according to 10077-2

						
Glas Verre Glass	Pfosten 60/50 Montant 60/50 Mullion 60/50	Pfosten 60/100 Montant 60/100 Mullion 60/100	Pfosten 60/150 Montant 60/150 Mullion 60/150	Riegel 60/50 Traverse 60/50 Transom 60/50	Riegel 60/100 Traverse 60/100 Transom 60/100	Riegel 60/150 Traverse 60/150 Transom 60/150
20 mm	1,7 W/m ² K	1,8 W/m ² K	1,8 W/m ² K	1,5 W/m ² K	1,6 W/m ² K	1,6 W/m ² K
30 mm	1,5 W/m ² K	1,5 W/m ² K	1,6 W/m ² K	1,3 W/m ² K	1,3 W/m ² K	1,4 W/m ² K
40 mm	1,3 W/m ² K	1,4 W/m ² K	1,4 W/m ² K	1,2 W/m ² K	1,2 W/m ² K	1,2 W/m ² K
50 mm	1,2 W/m ² K	1,3 W/m ² K	1,3 W/m ² K	1,1 W/m ² K	1,2 W/m ² K	1,2 W/m ² K
60 mm	1,2 W/m ² K	1,2 W/m ² K	1,2 W/m ² K	1,1 W/m ² K	1,1 W/m ² K	1,1 W/m ² K
70 mm	1,1 W/m ² K	1,1 W/m ² K	1,2 W/m ² K	1,1 W/m ² K	1,1 W/m ² K	1,1 W/m ² K

	76.140 Pfosten 60/180 Montant 60/180 Mullion 60/180	76.141 Pfosten 60/220 Montant 60/220 Mullion 60/220	76.142 Pfosten 60/280 Montant 60/280 Mullion 60/280	76.140 Riegel 60/180 Traverse 60/180 Transom 60/180	76.141 Riegel 60/220 Traverse 60/220 Transom 60/220	76.142 Riegel 60/280 Traverse 60/280 Transom 60/280
50 mm	1,3 W/m ² K	1,3 W/m ² K	1,3 W/m ² K	1,2 W/m ² K	1,2 W/m ² K	1,2 W/m ² K
70 mm	1,2 W/m ² K	1,2 W/m ² K	1,2 W/m ² K	1,1 W/m ² K	1,1 W/m ² K	1,1 W/m ² K

**Der Einfluss der Schrauben-
befestigung in Höhe von 0.14 W/m²K
ist berücksichtigt.**



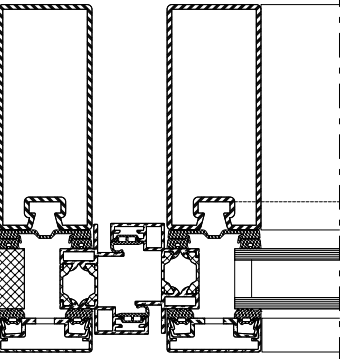
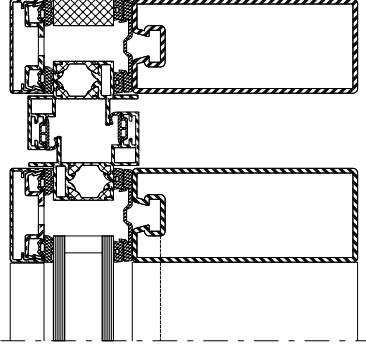
**L'influence de la fixation à vis de
0.14 W/m²K est prise en compte.**

**The 0.14 W/m²K influence of the
screw fixing is taken into account.**

U_f -Werte
 (nach EN ISO 10077-2:2018-01)

Valeurs U_f
 (selon EN ISO 10077-2:2018-01)

U_f values
 (according to EN ISO 10077-2:2018-01)

	Füllelementstärken Elements de remplissages Infill elements			
	≥ 27 mm	≥ 32 mm	≥ 37 mm	≥ 42 mm
	2.9 W/m ² K	2.6 W/m ² K	2.5 W/m ² K	2.4 W/m ² K
	2.9 W/m ² K	2.5 W/m ² K	2.4 W/m ² K	2.3 W/m ² K
	2.6 W/m ² K	2.4 W/m ² K	2.3 W/m ² K	2.2 W/m ² K

System-Hinweise

Remarques concernant les systèmes

System instructions

VISS Fassade






VISS façade

VISS façade

U_f-Werte
(nach EN ISO 10077-2:2018-01)

Valeurs U_f
(selon EN ISO 10077-2:2018-01)

U_f values
(according to EN ISO 10077-2:2018-01)

	Füllelementstärken Elements de remplissages Infill elements			
	≥ 27 mm	≥ 32 mm	≥ 37 mm	≥ 42 mm
	3.1 W/m ² K	2.9 W/m ² K	2.8 W/m ² K	2.7 W/m ² K
	2.9 W/m ² K	2.6 W/m ² K	2.5 W/m ² K	2.5 W/m ² K
	2.0 W/m ² K	2.1 W/m ² K	2.1 W/m ² K	2.0 W/m ² K
	3.0 W/m ² K	3.0 W/m ² K	3.0 W/m ² K	3.0 W/m ² K

VISS Fassade
VISS façade
VISS façade

Inhaltsverzeichnis

Sommaire

Content

VISS Fassade

VISS façade

VISS façade

Systemübersicht

Merkmale
Zulassungen
Systemausführungen

Sommaire du système

Caractéristiques
Homologations
Exécutions de système

Summary of system

Characeteristics
Authorisations
System versions

2

Profilsortiment

Profile 50 und 60 mm
Deckprofile 50 und 60 mm

Assortiment de profilé

Profilés 50 et 60 mm
Profilés de recouvrement 50 et 60 mm

Range of profiles

Profiles 50 and 60 mm
Cover sections 50 and 60 mm

11

Konstruktions-Hinweise

Schnittpunkte
Konstruktionsdetails
Anschlüsse am Bau
System-Hinweise

Indications du construction

Coupes de détails
Détails de construction
Raccords au mur
Remarques concernant les systèmes

Construction instructions

Section details
Construction details
Attachment to structure
System instructions

19

Merkmale

Caractéristiques

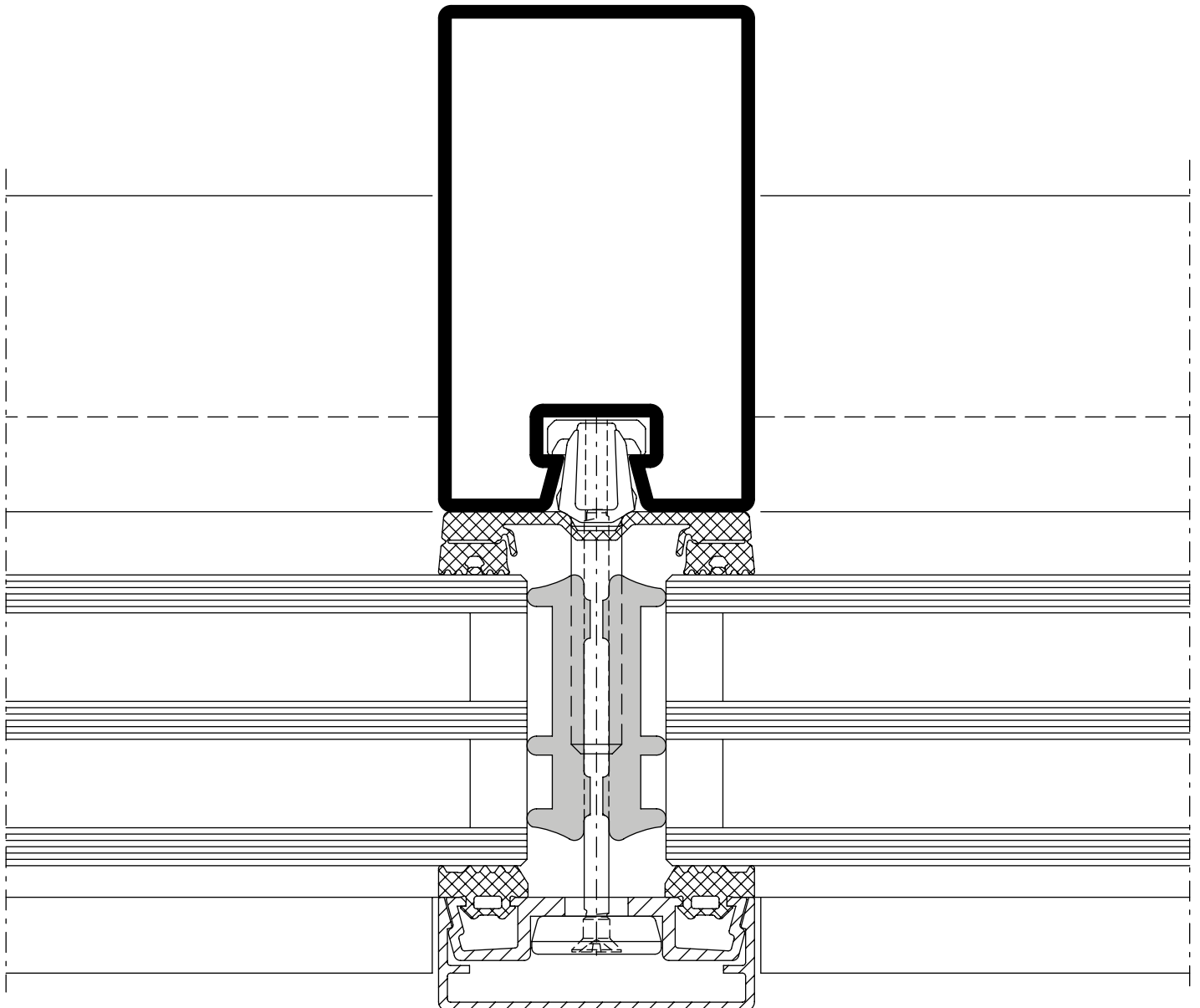
Characteristics

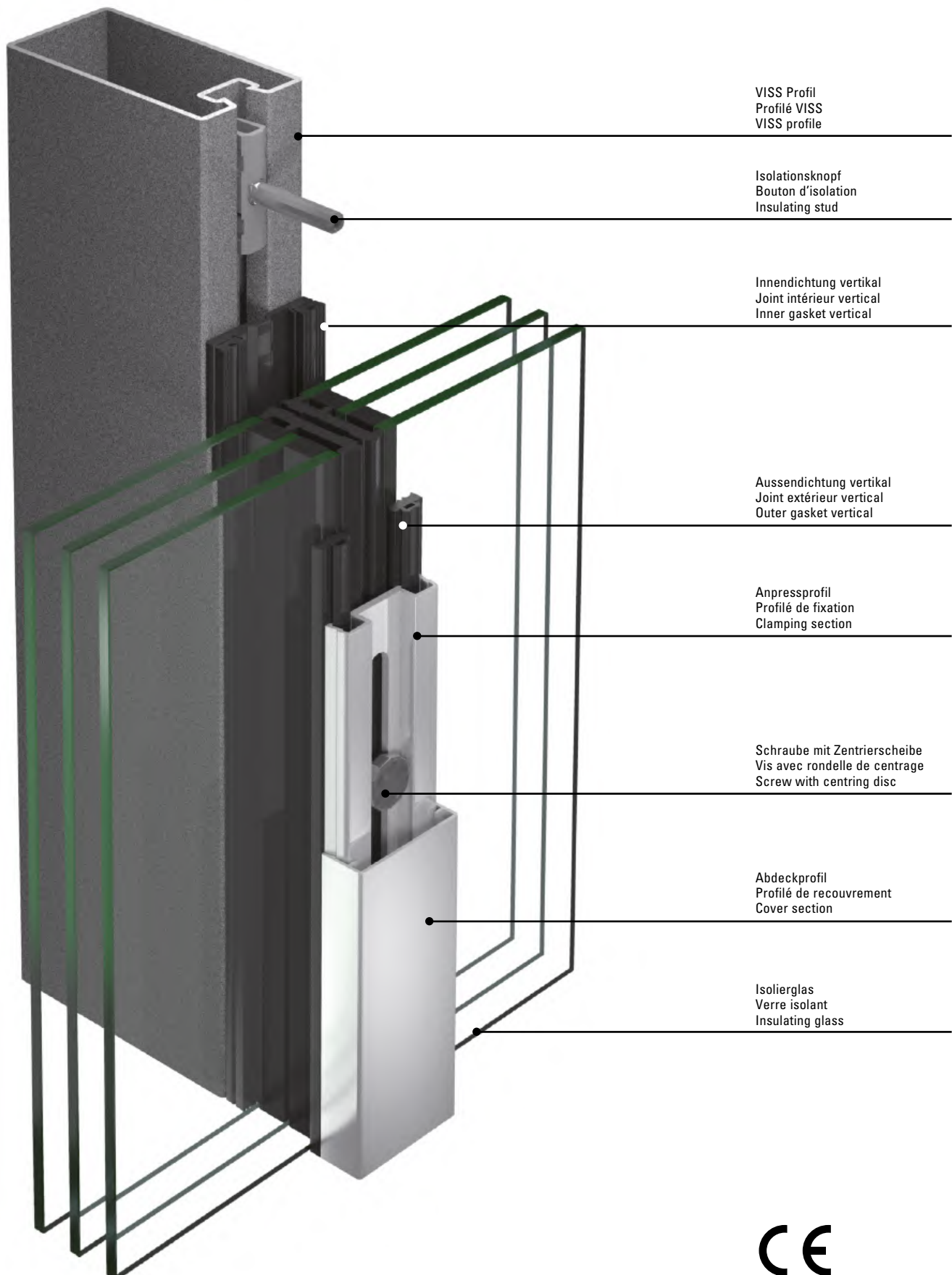
VISS Fassade












VISS façade

VISS façade

- CE-Kennzeichnung nach EN 13830 oder EN 14351-1
- U_{CW} eingebaut Werte bis 0.73 W/m²K
- U_f Werte bis 0.65 W/m²K
- Ansichtsbreiten 50 und 60 mm
- Füllelementstärken 6 bis 70 mm
- Füllelementgewichte bis 1800 kg
Flügelgewichte bis 550 kg
- Kombinierbar mit der Aufsatzkonstruktion VISS Basic, der Brandschutzlösung VISS Fire und der Einbruchhemmenden Variante VISS RC
- Marquage CE selon EN 13830 ou EN 14351-1
- Valeurs U_{CW} (monté) jusqu'à 0.73 W/m²K
- Valeurs U_f jusqu'à 0.65 W/m²K
- Largeurs de face 50 et 60 mm
- Éléments de remplissage de 6 à 70 mm d'épaisseur
- Poids de remplissage jusqu'à 1800 kg
Poids du vantail jusqu'à 550 kg
- Combinable avec la construction rapportée VISS Basic, la protection incendie VISS Fire et la variante anti-effraction VISS RC
- CE marking in accordance with EN 13830 or EN 14351-1
- U_{CW} installed values to 0.73 W/m²K
- U_f values to 0.65 W/m²K
- 50 and 60 mm face widths
- Infill panel thicknesses of 6 to 70 mm
- Infill unit weights up to 1800 kg
Leaf weight up to 550 kg
- Can be combined with the VISS Basic add-on construction, the VISS Fire fire protection solution and the VISS RC burglar-resistant version





Prüfungen (Prüfnorm) Essais (Norme d'essai) Tests (Test standard)	Klassifizierungs-Norm Norme de classification Classification standard	Werte Valeurs Values
 Schlagregendichtheit (EN 12155) Etanchéité à la pluie battante (EN 12155) Watertightness (EN 12155)	EN 12154	RE 1200
 Widerstand bei Windlast (EN 12179) Résistance à la pression du vent (EN 12179) Resistance to wind load (EN 12179)	EN 13116	Bemessungslast 2 kN/m ² Charge de calcul 2 kN/m ² Designed load 2 kN/m ²
 Luftdurchlässigkeit (EN 12153) Perméabilité à l'air (EN 12153) Air permeability (EN 12153)	EN 12152	Klasse AE Classe AE Class AE
 Wärmedurchgangskoeffizient (EN 13947) Transmission thermique (EN 13947) Thermal transmittance (EN 13947)	EN ISO 10077-2	ab $U_f > 0.65 \text{ W/m}^2\text{K}$ dès $U_f > 0.65 \text{ W/m}^2\text{K}$ from $U_f > 0.65 \text{ W/m}^2\text{K}$
 Schallschutz (EN ISO 140-3) Isolation phonique (EN ISO 140-3) Sound insulation (EN ISO 140-3)	EN ISO 717-1	R_w 47 dB (-1; -5) (C, Ctr)
 Einbruchhemmung Anti-effraction Burglar resistance	prEN 1627	RC2 / RC3 / RC4
 Durchschusshemmung (EN 1523) Résistance aux balles (EN 1523) Bullet proofing (EN 1523)	EN 1522	FB4 NS
 Stossfestigkeit Résistance au chocs Impact strength	EN 14019	Klasse E5 / I5 Classe E5 / I5 Class E5 / I5
 Brandverhalten Réaction au feu Reaction to fire	EN 13501-1	Klasse B Classe B Class B
 Längsschalldämmung Isolation acoustique longitudinale Insulation against flanking transmission	prEN ISO 10848-2 (4/2004)	vertikal 62 dB horizontal 59 dB
 Technische Regeln für die Verwendung von absturzsichernden Verglasungen Règlement technique pour la sécurité anti-chute des vitrages The technical regulations for protecting glazing against falling out	DIN 180008-4	Kategorie A Catégorie A Category A

Avis Technique (Frankreich)
Fassade VISS TV 1S
Zulassung Nr. 02/12-1501,
C.S.T.B. Marne la Vallée/FR

Avis Technique (France)
Façade VISS TV 1S
Autorisation no 02/12-1501,
C.S.T.B. Marne la Vallée/FR

Avis Technique (France)
Façade VISS TV 1S
Autorisation nr. 02/12-1501,
C.S.T.B. Marne la Vallée/FR

Klemmverbindung (Deutschland)
AbZ Z-14.4-459 (Isolationsknöpfe)

Jonction par serrage (Allemagne)
AbZ Z-14.4-459 (bouton d'isolation)

Clamp connection (Germany)
AbZ Z-14.4-459 (insulation studs)

CWCT-Test
Die Fassade wurde nach den
Anforderungen des CWCT geprüft.

Test CWCT
La façade a été contrôlée suivant les
exigences du CWCT.

CWCT test
The facades were certified in compliance
with the requirements of the CWCT.

Luftdurchlässigkeit/
Wasserdichtheit: PASS
Zulässige Windlast 2400 Pa
Sicherheitslast 3600 Pa

Perméabilité à l'air/
Étanchéité à l'eau: PASS
Charge du vent admissible 2400 Pa
Charge de sécurité 3600 Pa

Air permeability/
Watertightness: PASS
Permissible wind load 2400 Pa
Security load 3600 Pa

Passivhaus-Zertifikat

Certificat maison passive

Passive house certificate

ZERTIFIKAT
Zertifizierte Passivhaus-Komponente
Komponenten-ID 0157cw03 gültig bis 31. Dezember 2020

Passivhaus Institut
Dr. Wolfgang Feist
64283 Darmstadt
Deutschland

QR Code

Kategorie: **Pfosten-Riegel-Fassade**
Hersteller: **Jansen AG,
Oberriet SG,
Schweiz (Confederatio Helvetica)**
Produktname: **VISS HI**

Folgende Kriterien für die kühl-gemäßigte Klimazone wurden geprüft

Behaglichkeit $U_{\text{COP}} = 0.80 \leq 0.80 \text{ W/(m}^2\text{K)}$
 $U_{\text{COP,max,heat}} \leq 0.85 \text{ W/(m}^2\text{K)}$
 mit $U_g = 0.70 \text{ W/(m}^2\text{K)}$

Hygiene $f_{\text{Red,0.25}} \geq 0.70$

kühl-gemäßigtes Klima
phA

**ZERTIFIZIERTE
KOMponente**
Passive House Institute

Passivhaus Effizienzklasse: phE phD phC phB phA

www.passivhaus.de

CERTIFICATE
Certified Passive House Component
Component-ID 0157cw03 valid until 31st December 2020

Passive House Institute
Dr. Wolfgang Feist
64283 Darmstadt
Germany

QR Code

Category: **Curtain Wall**
Manufacturer: **Jansen AG,
Oberriet SG,
Switzerland**
Product name: **VISS HI**

This certificate was awarded based on the following criteria for the cool, temperate climate zone

Comfort $U_{\text{COP}} = 0.80 \leq 0.80 \text{ W/(m}^2\text{K)}$
 $U_{\text{COP,max,heat}} \leq 0.85 \text{ W/(m}^2\text{K)}$
 with $U_g = 0.70 \text{ W/(m}^2\text{K)}$

Hygiene $f_{\text{Red,0.25}} \geq 0.70$

cool, temperate climate
phA

**CERTIFIED
COMPONENT**
Passive House Institute

Passive House efficiency class: phE phD phC phB phA

www.passivehouse.com

CERTIFICATE
Certified Passive House Component
Component-ID 0157cw03 valid until 31st December 2020

Passive House Institute
Dr. Wolfgang Feist
64283 Darmstadt
Germany

QR Code

Category: **Curtain Wall**
Manufacturer: **Jansen AG,
Oberriet SG,
Switzerland**
Product name: **VISS HI**

This certificate was awarded based on the following criteria for the cool, temperate climate zone

Comfort $U_{\text{COP}} = 0.80 \leq 0.80 \text{ W/(m}^2\text{K)}$
 $U_{\text{COP,max,heat}} \leq 0.85 \text{ W/(m}^2\text{K)}$
 with $U_g = 0.70 \text{ W/(m}^2\text{K)}$


Hygiene $f_{\text{Red,0.25}} \geq 0.70$

cool, temperate climate
phA

**CERTIFIED
COMPONENT**
Passive House Institute

Passive House efficiency class: phE phD phC phB phA

www.passivehouse.com



VISS RC


- Ansichtsbreiten 50 mm und 60 mm
- Keine sichtbare Einbruchhemmung ist erkennbar
- RC Lösung kann im VISS Standard und VISS Basic angewendet werden
- Kombination der beiden Systeme mit RC ebenfalls möglich
- Einbruch- und Ausbruchhemmung nach EN 1627
- VISS RC Versionen sind mit den einbruchhemmenden Profillösungen bis RC3 für Janisol, Janisol HI, Arte und Janisol Primo im Fensterbereich sowie Janisol HI, Janisol im Türbereich kombinierbar

VISS RC

- Largeurs de face 50 mm et 60 mm
- Absence de protection anti-effraction visible détectable
- La solution RC peut être appliquée dans les versions VISS Standard et VISS Basic
- Combinaison possible des deux systèmes avec RC
- Anti-effraction et anti-évasion selon EN 1627
- Les versions VISS RC peuvent être combinées avec les solutions de profilés à protection anti-effraction jusqu'à RC3 pour Janisol, Janisol HI, Arte et Janisol Primo dans le domaine des fenêtres, et avec les profilés pour Janisol HI, Janisol dans le domaine des portes

VISS RC

- Face widths of 50 mm and 60 mm
- No "visible" burglar resistance
- RC solution can be applied in the VISS Standard and VISS Basic systems
- Combination of both systems with RC also possible
- Burglar and break-out resistance in accordance with EN 1627
- VISS RC versions can be combined with the burglar-resistant profile solutions up to RC3 for Janisol, Janisol HI, Arte and Janisol Primo in windows as well as Janisol HI and Janisol in doors



VISS HI

- Hochisolierte Stahlfassade in Pfosten-Riegel-Bauweise
- Passivhaus zertifizierte Komponente
- Ermöglicht ein nachhaltiges Bauen
- Geeignet für besonders hohe Ansprüche im Isolationsbereich

VISS HI

- Façade en acier hautement isolée à montage montants-traverses
- Composants certifiés Maison Passive
- Permet une construction durable
- Adapté à des exigences particulièrement hautes dans le domaine de l'isolation

VISS HI

- Highly insulated steel façade as mullion/transom construction
- Passive house-certified components
- Allows sustainable construction
- Suitable for particularly high insulation requirements



VISS flaches Deckprofil

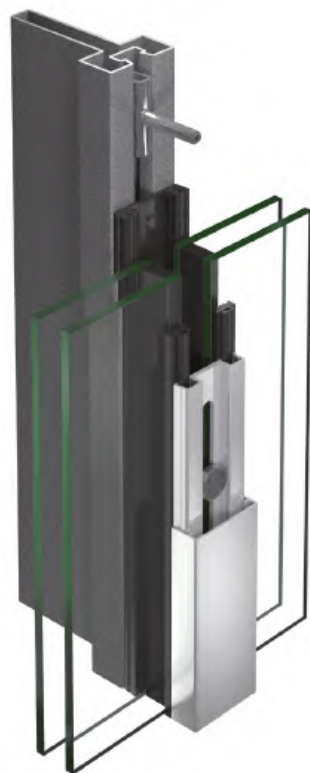
- Die wirtschaftliche Lösung für SG Optik
- Das Auge gleitet über die Fassade, ohne von signifikanten optischen Teilern abgelenkt zu werden
- Keine sichtbaren Schrauben
- Zweifarbig eloxierbar oder beschichtbar

VISS Profilé de recouvrement plat

- Solution économique pour l'optique SG
- L'œil parcourt la façade sans tomber sur des séparateurs optiques marqués
- Pas de vis visibles
- Capacité d'anodisation en deux couleurs ou au revêtement

VISS flat cover cap profile

- The economical solution for SG look
- The eye glides over the façade without being distracted by obtrusive visual dividers
- No visible screws
- Can be anodised or coated in two colours



VISS Linea / Personal Profiles

- Designprofil Linea mit filigraner Ansicht bei hoher statischer Leistung
- Für individuelle und ästhetische Ansprüche
- Ertüchtigung möglich durch eingeschobenen Flachstahl
- Profil integriert im vorhandenen VISS System und Anschluss ohne Benutzung von Sonderteilen

VISS Linea / Personal Profiles

- Profilé design Linea à face fine pour une haute performance statique
- Pour des exigences spécifiques et esthétiques
- Peut être renforcé par l'insertion de plaques en acier
- Profilé intégré dans le système VISS existant et raccordement sans utilisation de pièces spéciales

VISS Linea / Personal profiles

- Linea design profile with slimline sightlines and high structural performance
- For individual and aesthetic requirements
- Can be reinforced by inserting steel plates
- Profile integrated in existing VISS system and attachment without the use of special parts



VISS Sonnenschutz

- Abgestimmt auf das VISS System
- Im Sinne der Nachhaltigkeit erlaubt der Sonnenschutz eine energieeffiziente Planung
- Ein angenehmes Klima für die Nutzer durch den optimalen Sonnenschutz

VISS Protection solaire

- Adapté au système VISS
- Conformément au principe de durabilité, la protection solaire permet une planification qui tient compte de l'efficacité énergétique
- Climat agréable pour le personnel grâce à la protection solaire optimale

VISS sun shading

- Tailored to the VISS system
- In terms of sustainability, the sun shading facilitates energy-efficient planning
- Optimum sun shading provides a pleasant climate for the employees



VISS Fassadentür


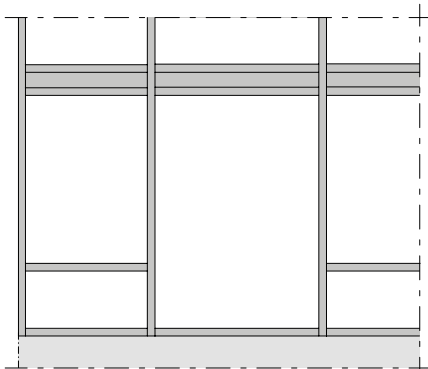

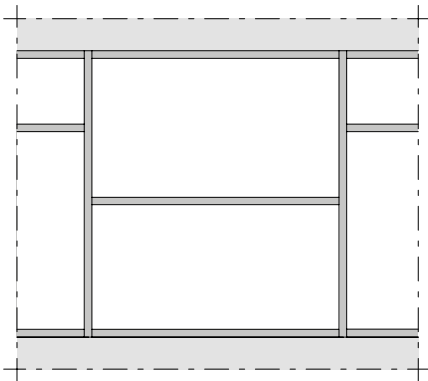
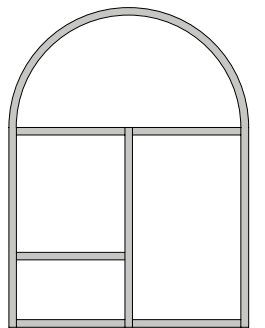
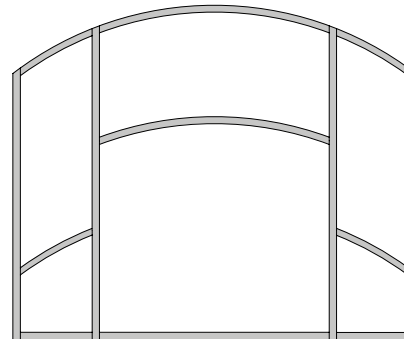
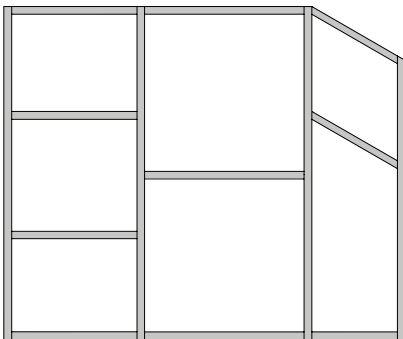
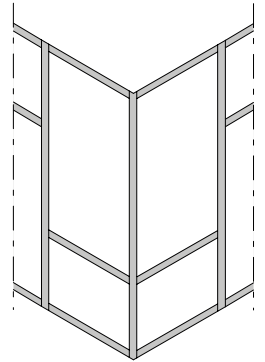
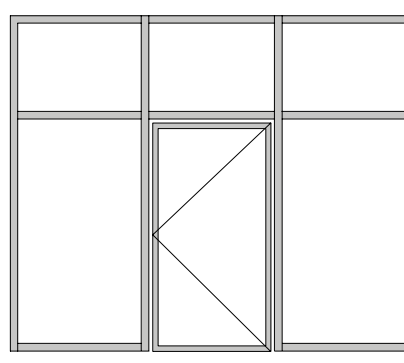

- Erscheinungsbild identisch mit Fassadenkonstruktion
- variable Türgrößen, je nach Profilwahl und Einsatzgebiet bis 6 m Höhe möglich
- Grossflächige Drehtür als Servicetür oder als Durchgang für Transportzwecke, z.B. bei Ausstellungen, Autohäuser, Museen, Atrien, etc.

VISS Porte de façade

- Se fond dans la construction de la façade
- Différentes dimensions de porte possibles jusqu'à une hauteur de 6 m suivant le choix du profilé et le domaine d'application
- Porte pivotante de grande surface servant de porte de service ou de passage pour transporter le nécessaire, par exemple pour les expositions, les garages, les musées, les atriiums, etc.

VISS façade door

- Appearance identical to façade construction
- Variable door sizes of up to 6 m in height possible depending on the choice of profiles and the area of use
- Large side-hung door as service door or as access route for transport purposes, e.g. for expeditions, car dealerships, museums, atriiums etc.



Jansen Docu Center

Die Plattform zum effizienten Arbeiten mit Jansen Dokumentationen. Im Jansen Docu Center stehen alle Produktinformationen jederzeit digital in der aktuellsten Version zur Verfügung: von Architekten-Informationen über Bestell- und Fertigungskatalogen bis hin zu Anleitungen und Prospekten sowie Videos.

Die Inhalte können einfach und schnell aufgerufen werden. Ein für den Anwender komfortables papierloses Arbeiten, das zahlreiche Vorteile bietet.

Download CAD Daten

DXF

DWG

Sie können die Zeichnungen in den Formaten DXF und/oder DWG herunterladen. Klicken Sie auf das entsprechende Icon und der Download erfolgt.

Die Hinweise «Artikelbibliothek/Türbeschläge/Fensterbeschläge» bedeuten, dass Sie mit einem Klick die gesamte Artikelbibliothek des entsprechenden Systems herunterladen (Profile, Beschläge, Glasleisten, Zubehör etc.).

Info und Beratung

Gerne beraten wir Sie persönlich und stehen Ihnen bei Fragen zur Verfügung. Bitte schreiben Sie uns Ihre Anliegen an: info@jansen.com

Jansen Docu Center

La plate-forme pour travailler efficacement avec les documentations Jansen. Le Jansen Docu Center met à votre disposition les informations sur les produits, en format numérique et dans une version actualisée: des catalogues de commande et de fabrication aux instructions et prospectus, en passant par les informations destinées aux architectes et vidéos.

Les contenus sont facilement et rapidement accessibles. Une manière de travailler confortable et offrant de nombreux avantages.

Télécharger fichiers DAO

DXF

DWG

Vous pouvez télécharger les dessins aux formats DXF et/ou DWG. Cliquez sur l'icône correspondante et le téléchargement s'effectuera.

Les indications «Bibliothèque des articles/Ferures de porte/Ferrures de fenêtres» signifie que vous téléchargez la totalité de la bibliothèque des articles du système donné (profilés, ferrures, parcloles, accessoires etc.).

Info et conseils

Nous vous conseillons volontiers individuellement et sommes à votre disposition si vous avez des questions à poser. Veuillez nous envoyer votre requête à: info@jansen.com

Jansen Docu Center

The platform for working efficiently with Jansen documentation. The latest version of all the product information is available digitally at any time in the Jansen Docu Center – from order and fabrication manuals to architect information, instructions and brochures and videos.

The content can be retrieved quickly and easily. The user can work conveniently without paper, which has numerous benefits.

Download CAD files

DXF

DWG

You can download the drawings in DXF and/or DWG format. Click on the relevant icon to begin the download.

The items «Article library/Door fittings/Window fittings» means that you download the entire article library for the corresponding system with one click (profiles, fittings, glazing beads, accessories etc.).

Information and advice

We would be delighted to provide you with advice in person and are available to answer any questions you may have. Please write to us with your queries at: info@jansen.com

Profile 50 mm (Masstab 1:3)

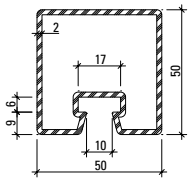
Profils 50 mm (échelle 1:3)

Profiles 50 mm (scale 1:3)

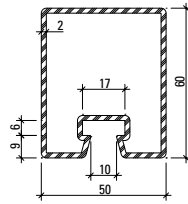
VISS Fassade

VISS façade

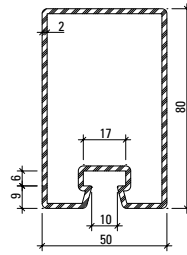
VISS façade



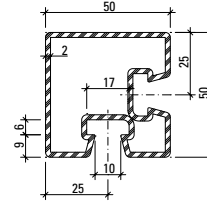
76.694
76.694 Z



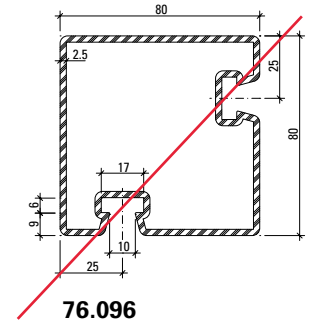
76.671
76.671 Z



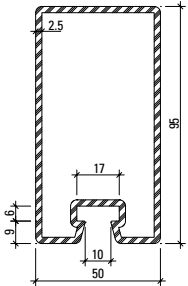
76.696
76.696 Z



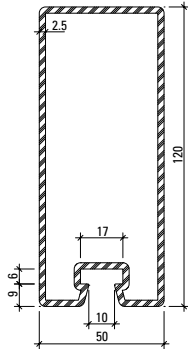
76.094



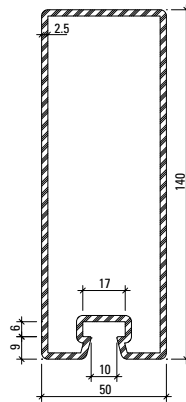
~~**76.096**~~



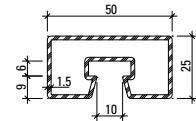
76.697
76.697 Z



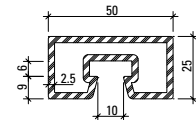
76.679
76.679 Z



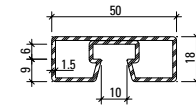
76.666
76.666 Z



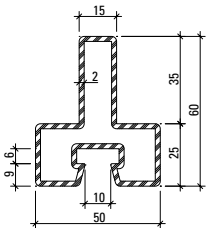
76.682



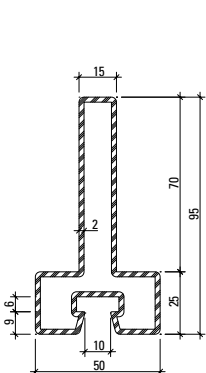
76.680



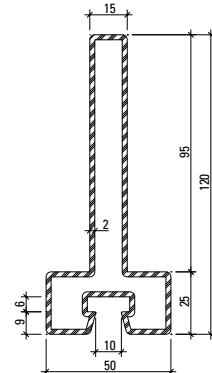
76.692



76.114



76.115



76.116

Profil-Nr.	G kg/m	F cm ²	I _x cm ⁴	W _x cm ³	I _y cm ⁴	W _y cm ³	U m ² /m	L mm
76.094	4,090	5,2	15,2	5,8	15,2	5,8	0,280	6000
76.096	7,437	9,5	83,8	20,5	83,8	20,5	0,391	6000
76.666	7,910	10,1	241,3	32,3	43,7	17,5	0,412	6500
76.671	3,860	4,9	23,3	7,2	17,3	6,9	0,260	6500
76.679	7,120	9,1	162,2	25,2	37,9	15,2	0,373	6500
76.680	3,390	4,3	3,2	2,4	11,1	4,4	0,182	6100
76.682	2,120	2,7	2,2	1,7	7,2	2,9	0,190	6000
76.692	1,900	2,5	0,9	1,0	5,9	2,4	0,176	6000
76.694	3,500	4,5	14,7	5,6	15,0	6,0	0,240	6500
76.696	4,450	5,7	47,6	11,1	21,9	8,8	0,300	6500
76.697	6,100	7,9	90,2	17,6	31,0	12,4	0,330	6500
76.114	3,820	4,9	15,4	4,1	9,8	3,9	0,251	6000
76.115	4,920	6,3	54,8	9,3	10,4	4,2	0,321	6000
76.116	5,710	7,3	105,0	14,3	10,8	4,3	0,371	6000

Profile 60 mm (Massstab 1:3)

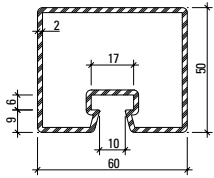
Profils 60 mm (échelle 1:3)

Profiles 60 mm (scale 1:3)

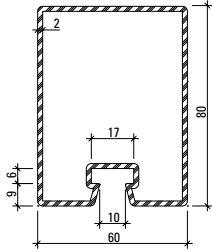
VISS Fassade

VISS façade

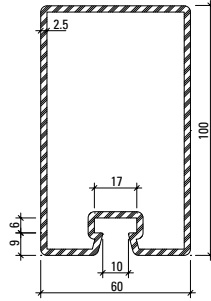
VISS façade



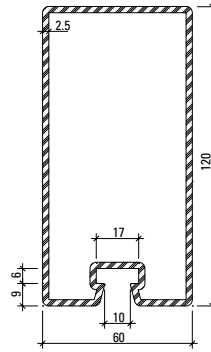
76.695
76.695 Z



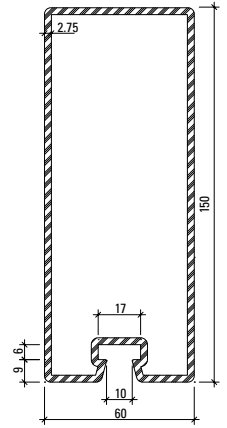
76.678
76.678 Z



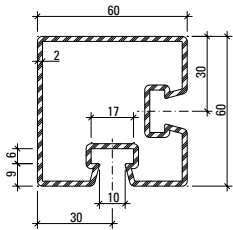
76.684
76.684 Z



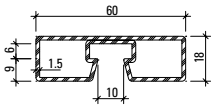
76.698
76.698 Z



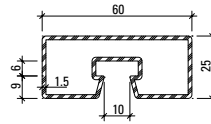
76.667
76.667 Z



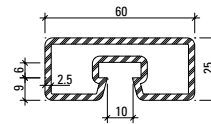
76.095



76.693



76.683

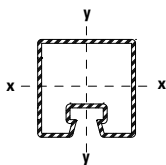


76.681

Artikelbibliothek
Bibliothèque des articles
Article library

DXF **DWG**

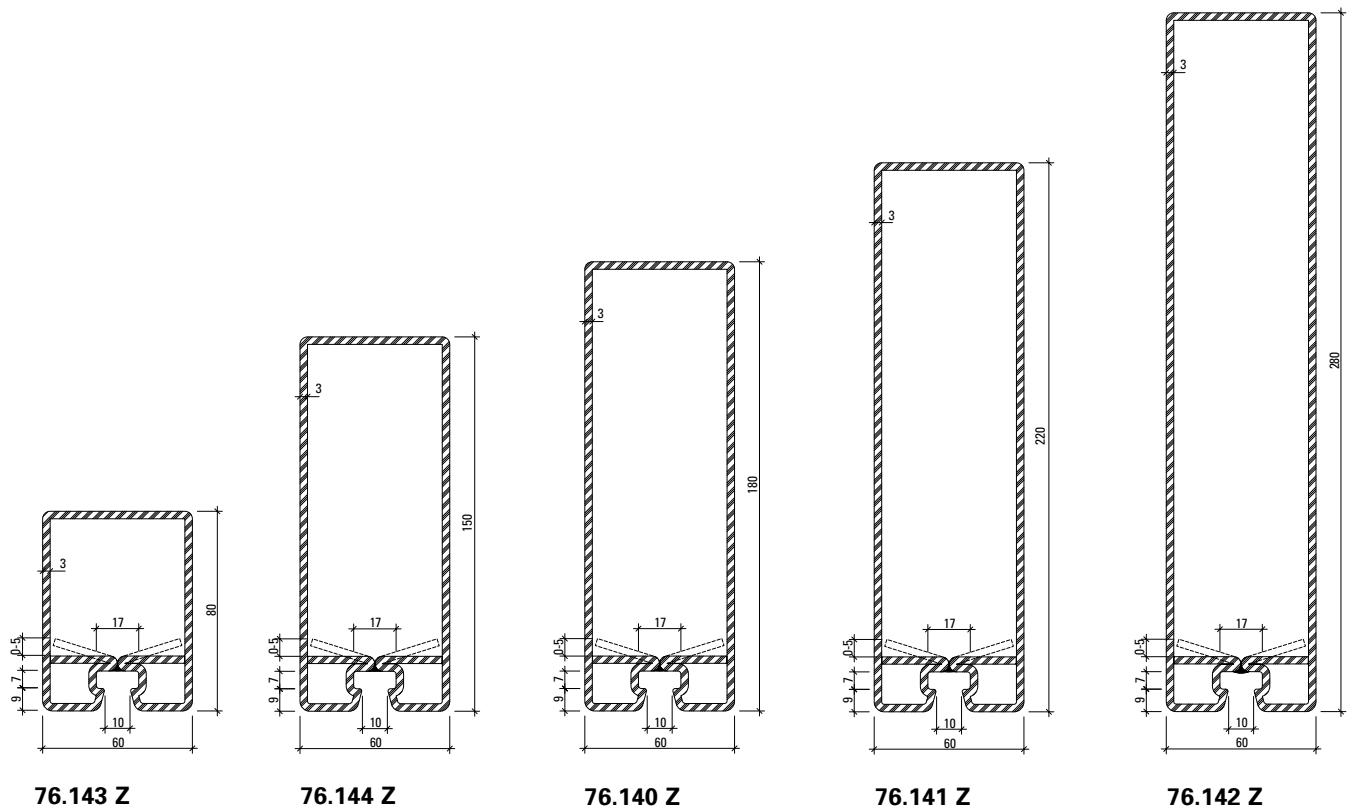
Stabachse
Axe de la barre
Bar axis



Profil-Nr.	G kg/m	F cm ²	I _x cm ⁴	W _x cm ³	I _y cm ⁴	W _y cm ³	U m ² /m	L mm
76.095	4,750	6,1	27,2	8,6	27,2	8,6	0,311	6000
76.667	9,530	12,1	342,8	43,0	75,1	25,0	0,452	6500
76.678	4,800	6,1	53,9	12,6	32,8	11,0	0,320	6500
76.681	3,790	4,8	3,8	2,9	17,3	5,8	0,202	6100
76.683	2,360	3,0	2,6	2,0	11,1	3,7	0,210	6000
76.684	6,730	8,6	114,1	21,3	48,3	16,1	0,352	6500
76.693	2,140	2,8	1,3	1,3	9,3	3,1	0,196	6000
76.695	3,800	4,9	17,2	6,5	22,9	7,6	0,260	6500
76.698	7,500	9,7	179,6	28,0	56,6	18,9	0,400	6500

Profile 60 mm (Masstab 1:3)
 Profils 60 mm (échelle 1:3)
 Profiles 60 mm (scale 1:3)

VISS Fassade
 VISS façade
 VISS façade



Aufgrund von Fertigungstoleranzen kann die Lage des Rückbogens von 0 bis 5 mm variieren.

En raison des tolérances de fabrication, la position du segment coudé peut varier de 0 à 5 mm.

Due to fabrication tolerances, the position of the rear arch may vary between 0 and 5 mm.

Oberfläche/Werkstoff

Artikel-Nr.

ohne Zusatz = blank

mit Z = bandverzinkter Stahl

Surface/Matériau

No. d'article

sans supplément = brut

avec Z = bandes d'acier zinguées

Surface/Material

Part no.

without addition = bright

with Z = galvanised strip

Artikelbibliothek
 Bibliothèque des articles
 Article library

DXF **DWG**

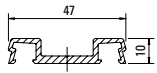
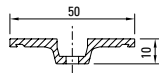
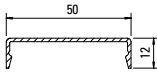
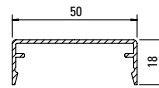
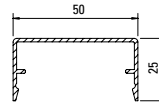
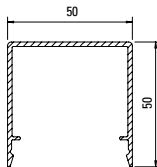
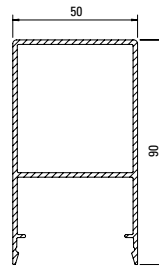
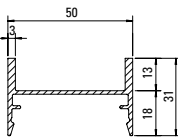
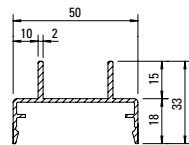
Profil-Nr.	G kg/m	F cm ²	I _x cm ⁴	W _x cm ³	I _y cm ⁴	W _y cm ³	U m ² /m	L mm
76.140 Z	12,946	16,47	649,2	64,3	100,0	33,2	0,516	8000
76.141 Z	14.833	18.87	1090,2	89,1	119,1	39,7	0,596	8000
76.142 Z	17,662	22,5	2041,7	132,7	148,4	49,5	0,716	10000
76.143 Z	8.340	10.62	80,4	17,9	50,8	16,9	0,316	6500
76.144 Z	11.630	14.82	406,0	47,9	85,0	28,3	0,456	6500

Deckprofile 50 mm (Masstab 1:3)**Profils de recouvrement 50 mm (échelle 1:3)****Cover sections 50 mm (scale 1:3)**

VISS Fassade

VISS façade

VISS façade

**407.800****407.821****407.823****407.860****407.861****407.862****407.863****407.864****407.900****407.911****Werkstoff**

Aluminium EN AW 6060 T66 roh, leicht eingeölt

Matériau

Aluminium EN AW 6060 T66 brut, légèrement huilé

Material

Aluminium EN AW 6060 T66 mill finish, slightly oiled

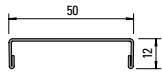
Profil-Nr.	G kg/m	U m ² /m	P m ² /m	L mm
407.800	0,414	0,160		6000
407.821	0,440	0,143	0,067	6000
407.823	0,076	0,043	0,019	6000
407.860	0,266	0,147	0,072	6000

Profil-Nr.	G kg/m	U m ² /m	P m ² /m	L mm
407.861	0,341	0,185	0,084	6000
407.862	0,394	0,213	0,098	6000
407.863	0,660	0,313	0,148	6000
407.864	1,344	0,360	0,228	6000
407.900	0,556	0,240	0,138	6000
407.911	0,510	0,245	0,146	6000

Deckprofile 50 mm (Massstab 1:3)
Profils de recouvrement 50 mm (échelle 1:3)
Cover sections 50 mm (scale 1:3)

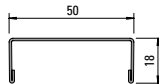
VISS Fassade
 VISS façade
 VISS façade

Edelstahl-Abdeckprofile
Werkstoff 1.4301 (AISI 304)
 geschliffen, Korn 220/240,
 mit Schutzfolie



400.860

Profilé de recouvrement acier Inox
Qualité 1.4301 (AISI 304)
 meulé, degré 220/240,
 avec feuille de protection

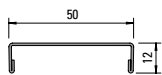


400.861

Stainless steel cover sections
Material 1.4301 (AISI 304)
 polished, grain 220/240,
 with protective film

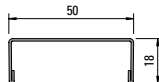


Edelstahl-Abdeckprofile
Werkstoff 1.4401 (AISI 316)
 geschliffen, Korn 220/240,
 mit Schutzfolie



400.862

Profilé de recouvrement acier Inox
Qualité 1.4401 (AISI 316)
 meulé, degré 220/240,
 avec feuille de protection



400.863

Stainless steel cover sections
Material 1.4401 (AISI 316)
 polished, grain 220/240,
 with protective film



Profil-Nr.	G kg/m	L mm
400.860	0,644	6000
400.861	0,734	6000

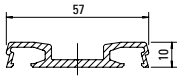
Profil-Nr.	G kg/m	L mm
400.862	0,652	6000
400.863	0,744	6000

Artikelbibliothek
 Bibliothèque des articles
 Article library

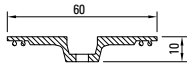
DXF **DWG**

Deckprofile 60 mm (Massstab 1:3)
Profils de recouvrement 60 mm (échelle 1:3)
Cover sections 60 mm (scale 1:3)

VISS Fassade
 VISS façade
 VISS façade



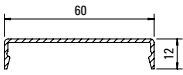
407.802



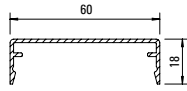
407.822



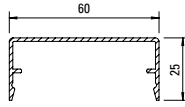
407.823



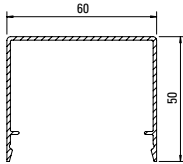
407.865



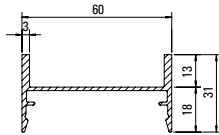
407.866



407.867



407.868



407.901

Werkstoff

Aluminium EN AW 6060 T66 roh, leicht eingeölt

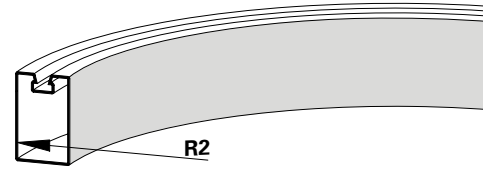
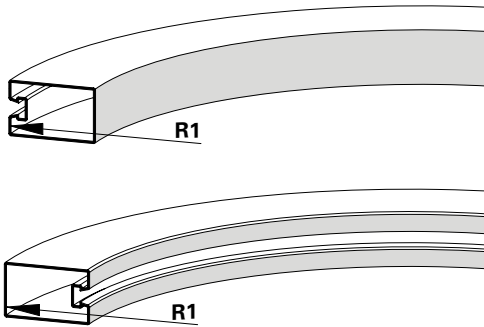
Matériau

Aluminium EN AW 6060 T66 brut, légèrement huilé

Material

Aluminium EN AW 6060 T66 mill finish, slightly oiled

Profil-Nr.	G kg/m	U m ² /m	P m ² /m	L mm
407.802	0,558	0,190		6000
407.822	0,530	0,163	0,051	6000
407.823	0,076	0,043	0,019	6000
407.865	0,304	0,167	0,082	6000
407.866	0,379	0,205	0,094	6000
407.867	0,432	0,223	0,108	6000
407.868	0,750	0,330	0,160	6000
407.901	0,590	0,255	0,148	6000



Profil Profilé Profile	R1 mm	R2 mm
76.666	3000	1000
76.667	3800	2000
76.671	1000	1000
76.678	2000	1100
76.679	2600	1000
76.684	2200	1300
76.694	700	700
76.695	1300	1000
76.696	2000	800
76.697	2200	900
76.698	2500	2500

Profil Profilé Profile	R1 mm	R2 mm
76.680	500	500
76.681	500	500
76.683	700	750
76.692	600	
76.693	600	

Hinweis:

Alle Profile sind auch in verzinkter Ausführung (Z) biegebar.

Beim Biegen von engen Radien kann sich die VISS-Nute verjüngen.

Remarque:

Tous les profilés sont également cintrables en exécution galvanisée (Z).

La rainure VISS peut s'amincir lors du cintrage pour des rayons serrés.

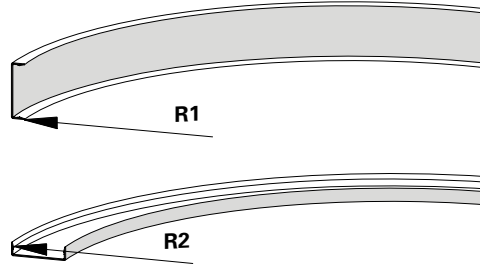
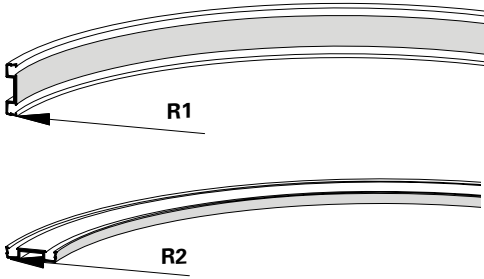
Note:

All profiles can also be bent into curves in the galvanised finish (Z).

The VISS flute might be tapered down when bending narrow radii.

Biegeradien
Travaux de cintrage
Bending data

VISS Fassade
 VISS façade
 VISS façade



Profil Profilé Profile	R1 mm	R2 mm
400.800	800	1500
400.800 Z	800	1200
400.801 Z	800	1800
400.802	800	1500
400.802 Z	800	1500
400.803 Z	800	1800
407.800	500	1050
407.802	500	1100

Profil Profilé Profile	R1 mm	R2 mm
407.815	500	700
407.860	500	850
407.861	500	950
407.862	700	1250
407.865	500	1250
407.866	700	1300
407.867	700	1300

Schnittpunkte	Coupe de détails	Section details
Pfosten/Riegel-Details 50 mm	Détails montant/traverse 50 mm	Details mullion/transom 50 mm
Segment-Verglasung 50 mm	Vitrage segmenté 50 mm	Segmental glazing 50 mm
VISS Linea 50 mm	VISS Linea 50 mm	VISS Linea 50 mm
Flaches Deckprofil 50 mm	Profilé de recouvrement plat 50 mm	Flat cover cap 50 mm
VISS Linea 50 mm	VISS Linea 50 mm	VISS Linea 50 mm
Einfachverglasung 50 mm	Vitrage simple 50 mm	Single glazing 50 mm
Pfosten/Riegel-Details 60 mm	Détails montant/traverse 60 mm	Details mullion/transom 60 mm
Segment-Verglasung 60 mm	Vitrage segmenté 60 mm	Segmental glazing 60 mm
Flaches Deckprofil 60 mm	Profilé de recouvrement plat 60 mm	Flat cover cap 60 mm
Einfachverglasung 60 mm	Vitrage simple 60 mm	Single glazing 60 mm

Konstruktions-Details	Détails de constructions	Construction details
Einsatzelement Janisol HI	Élément de remplissage Janisol HI	Infill element Janisol HI
Einsatzelement Janisol-Türe	Élément de remplissage porte Janisol	Infill element Janisol door
Einsatzelement Janisol Primo	Élément de remplissage Janisol Primo	Infill element Janisol Primo
Einsatzelement Janisol Arte	Élément de remplissage Janisol Arte	Infill element Janisol Arte
Aussenecke 90°	Angle extérieur 90°	Outer corner 90°
Aussenecke 135°	Angle extérieur 135°	Outer corner 135°
Innenecke 135°	Angle intérieur 135°	Inner corner 135°

Anschlüsse am Bau	Raccords au mur	Attachment to structure
System-Hinweise	Indications du système	System instructions
U _f -Werte nach EN 10077-2	Valeurs U _f selon EN 10077-2	U _f values according to EN 10077-2

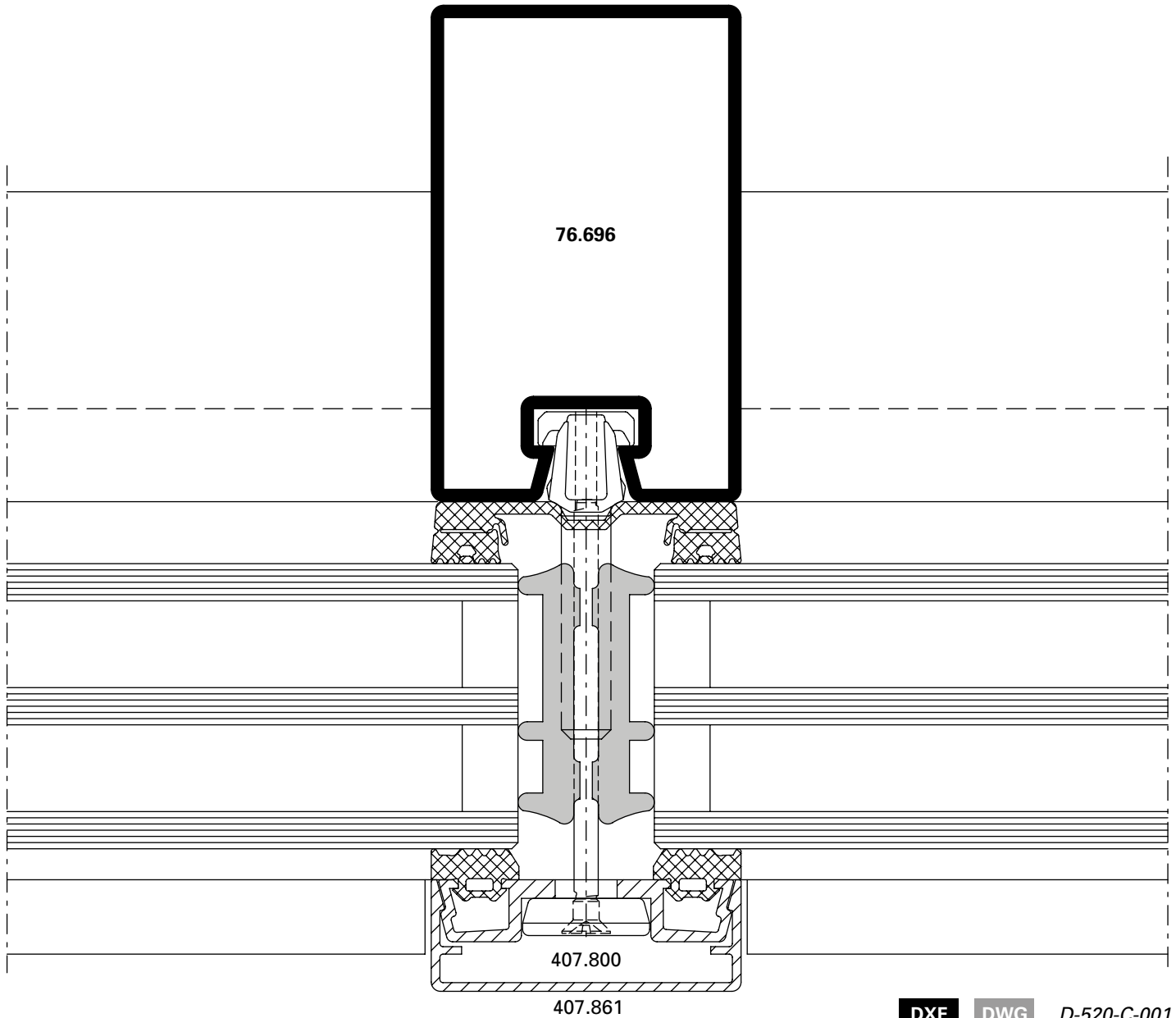
Schnittpunkte im Massstab 1:1
Coupe de détails à l'échelle 1:1
Section details on scale 1:1

VISS Fassade
VISS façade
VISS façade

VISS HI
Pfosten-Detail
Ansichtsbreite 50 mm

VISS HI
Détail du montant
Largeur de face 50 mm

VISS HI
Detail of mullion
Width 50 mm



DXF **DWG** D-520-C-001

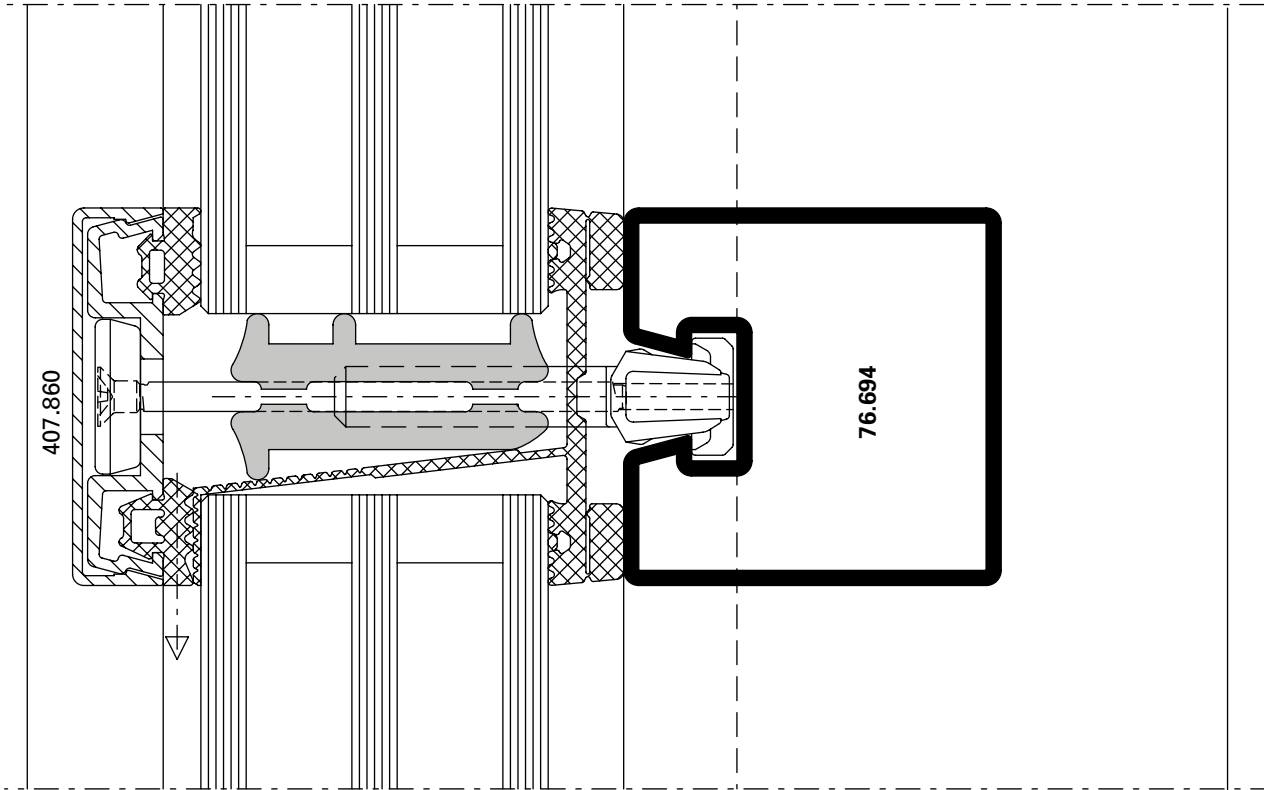
Schnittpunkte im Masstab 1:1
Coupe de détails à l'échelle 1:1
Section details on scale 1:1

VISS Fassade
VISS façade
VISS façade

VISS HI
Riegel-Detail
Ansichtsbreite 50 mm

VISS HI
Détail de la traverse
Largeur de face 50 mm

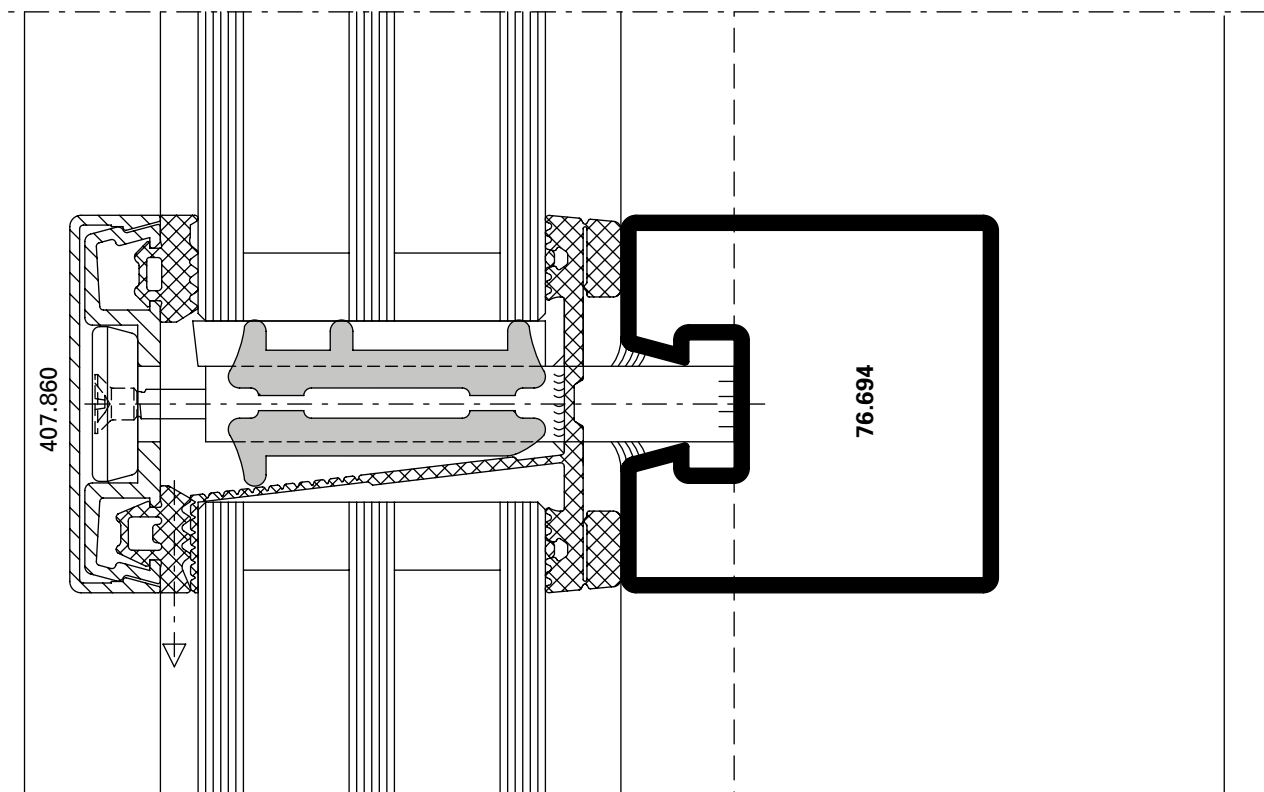
VISS HI
Detail of transom
Width 50 mm



D-520-C-002

DWG

DXF



D-520-C-003

DWG

DXF

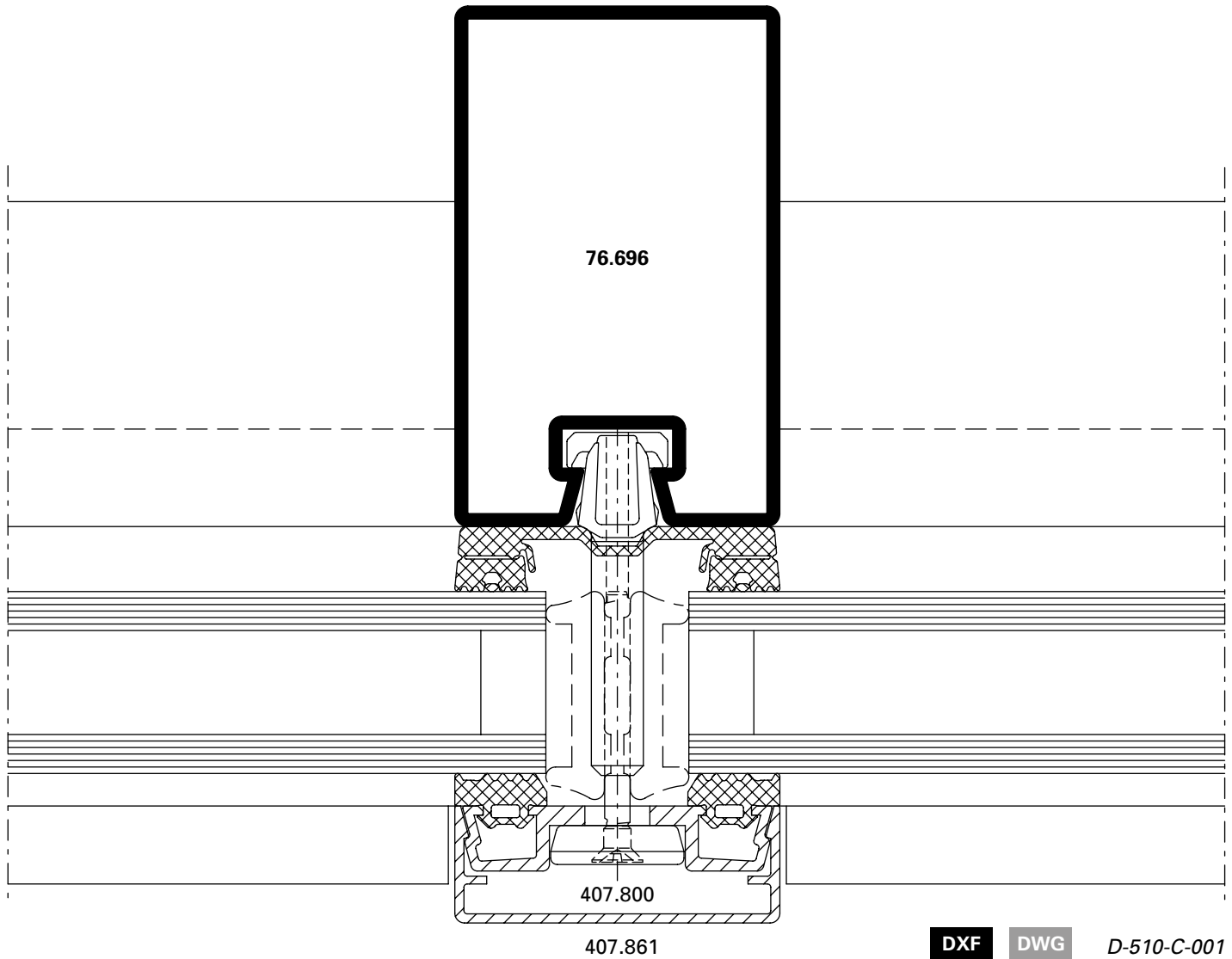
Schnittpunkte im Massstab 1:1
Coupe de détails à l'échelle 1:1
Section details on scale 1:1

VISS Fassade
VISS façade
VISS façade

Pfosten-Detail
Ansichtsbreite 50 mm

Détail du montant
Largeur de face 50 mm

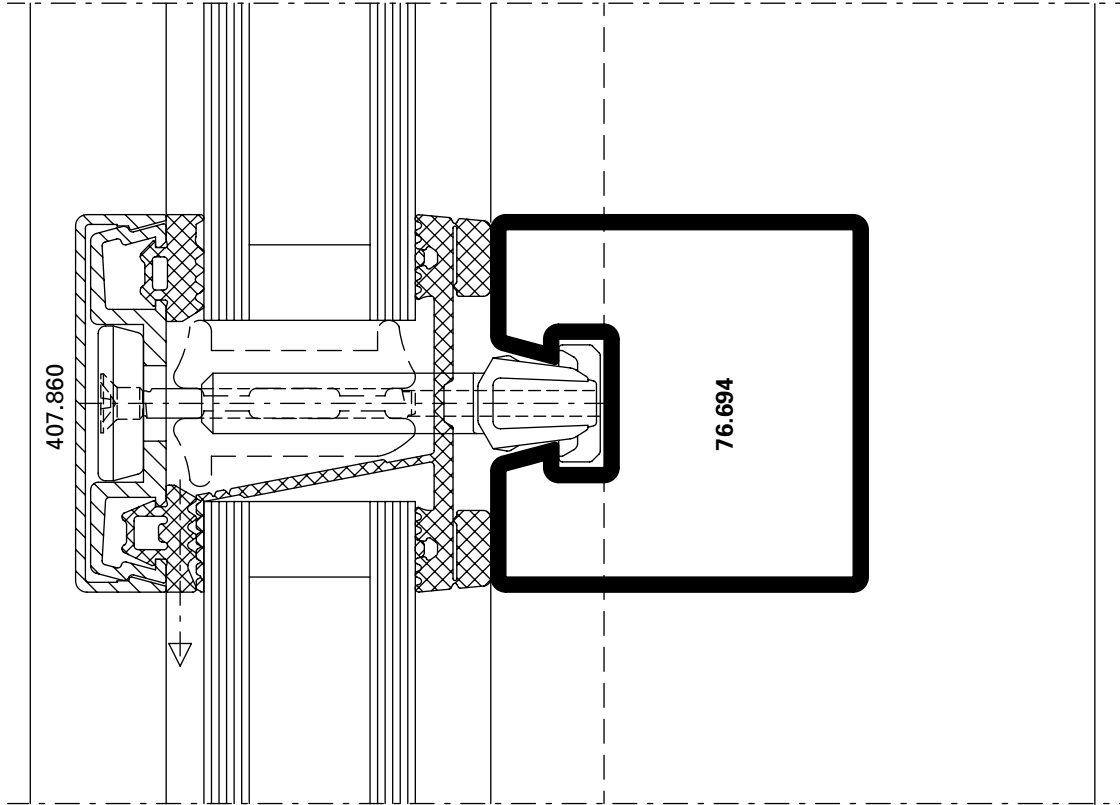
Detail of mullion
Width 50 mm



Riegel-Detail
Ansichtsbreite 50 mm

Détail de la traverse
Largeur de face 50 mm

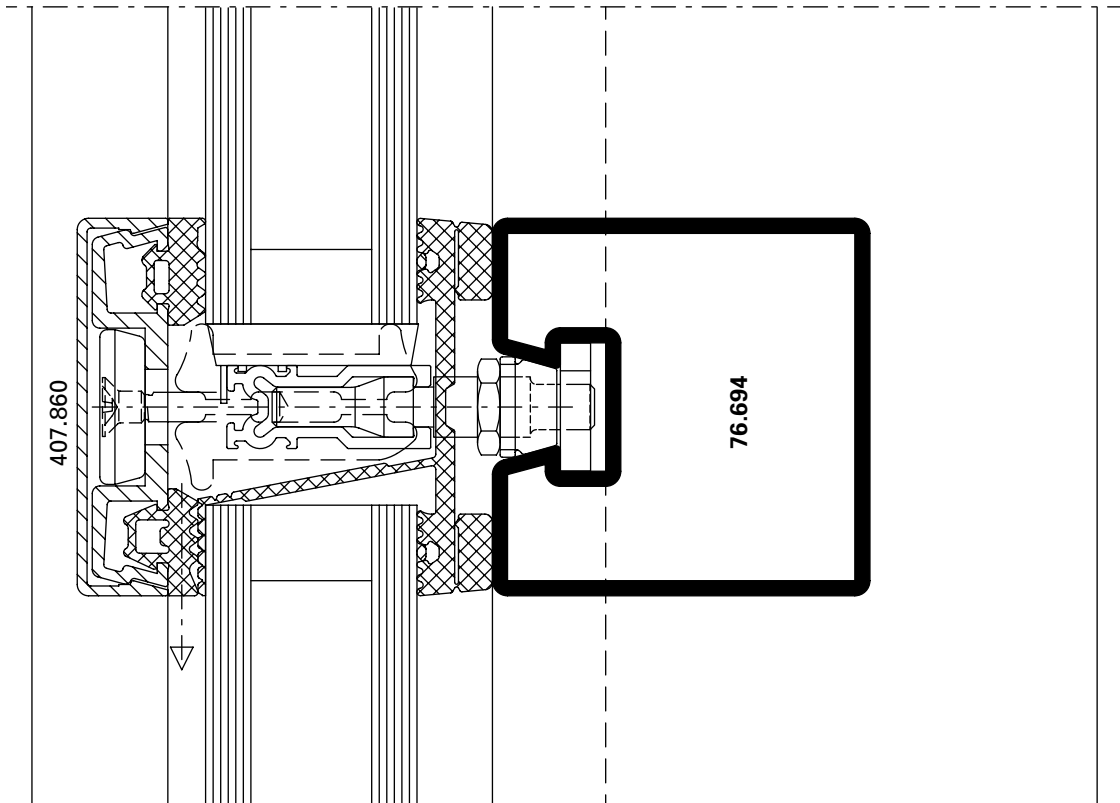
Detail of transom
Width 50 mm



D-510-C-002

DWG

DXF



D-510-C-003

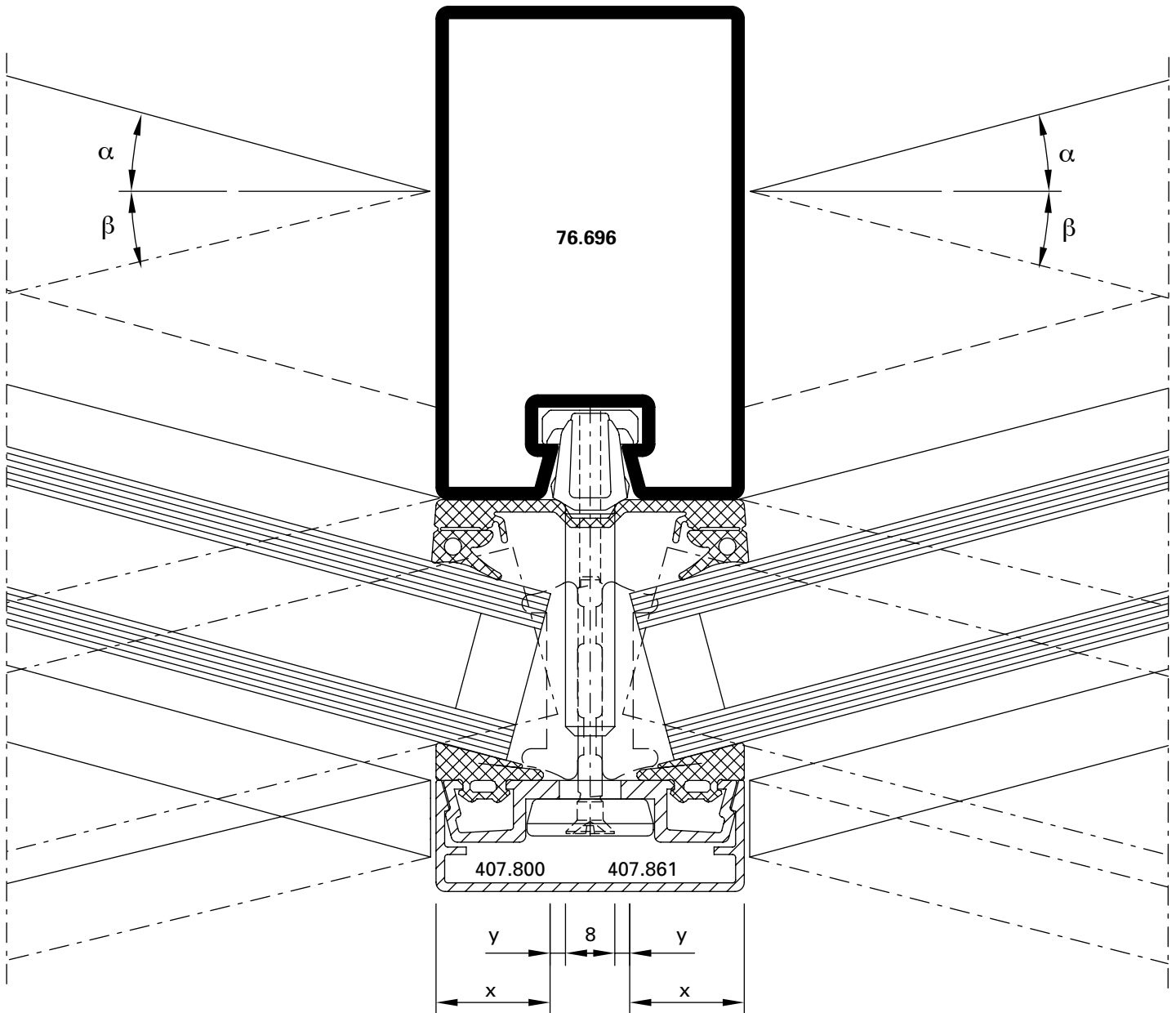
DWG

DXF

Pfosten-Detail
 Segmentverglasung 50 mm

Détail du montant
 Vitrage segmenté 50 mm

Detail of mullion
 Segmental glazing, width 50 mm



DXF DWG D-510-C-004

α β	Füllelement- dicke	x (max) mm	y (min) mm
0 – 5°	20 – 45 mm	16	5
5 – 10°	20 – 35 mm	18	3
10 – 15°	20 – 24 mm	18	3

α β	Epaisseur du remplissage	x (max) mm	y (min) mm
0 – 5°	20 – 45 mm	16	5
5 – 10°	20 – 35 mm	18	3
10 – 15°	20 – 24 mm	18	3

α β	Thickness of glass/panel	x (max) mm	y (min) mm
0 – 5°	20 – 45 mm	16	5
5 – 10°	20 – 35 mm	18	3
10 – 15°	20 – 24 mm	18	3

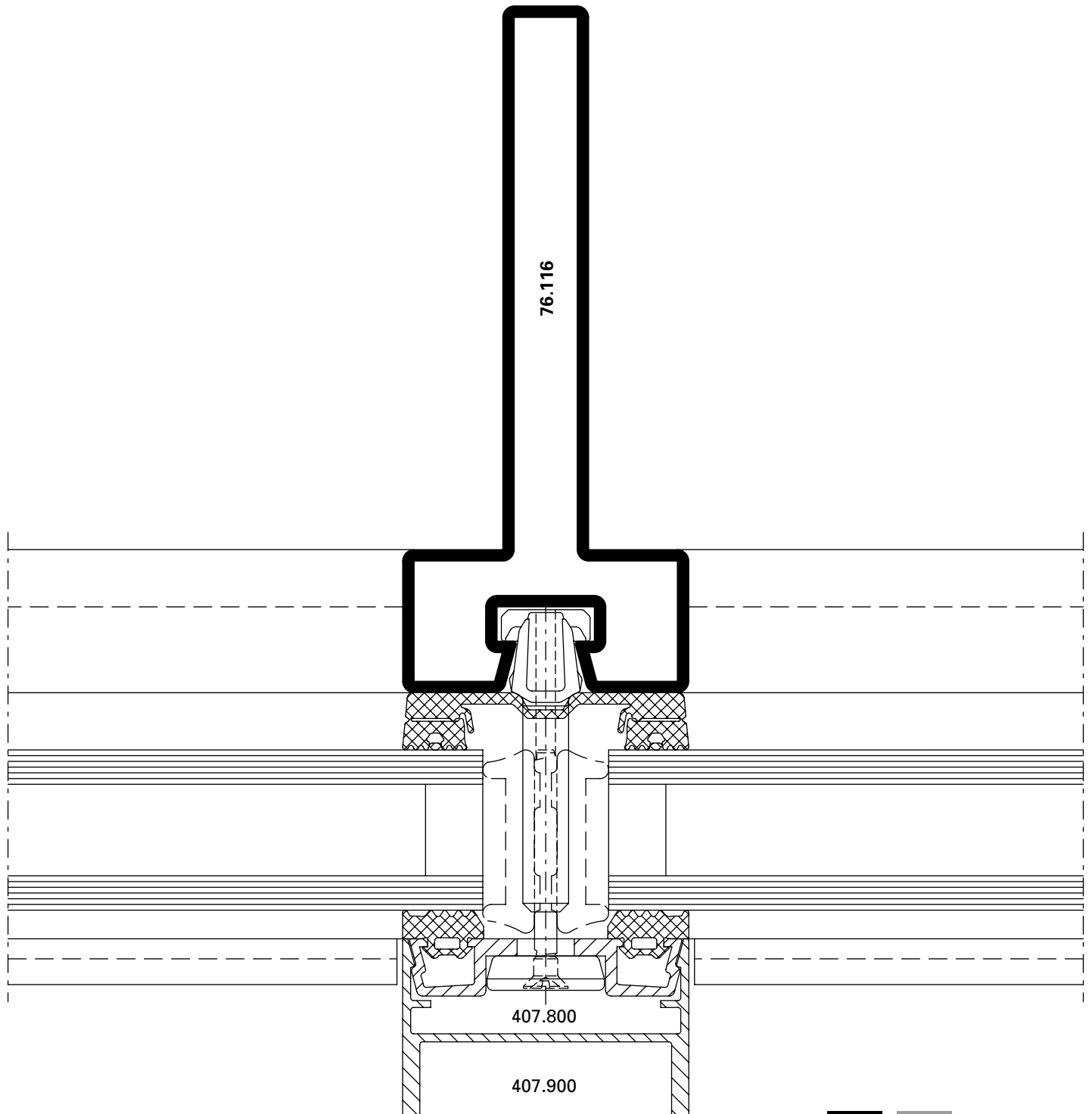
Schnittpunkte im Massstab 1:1
Coupe de détails à l'échelle 1:1
Section details on scale 1:1

VISS Fassade
VISS façade
VISS façade

Pfosten-Detail VISS Linea
Ansichtsbreite 50 mm

Détail du montant VISS Linea
Largeur de face 50 mm

Detail of mullion VISS Linea
Width 50 mm



DXF DWG D-510-C-016

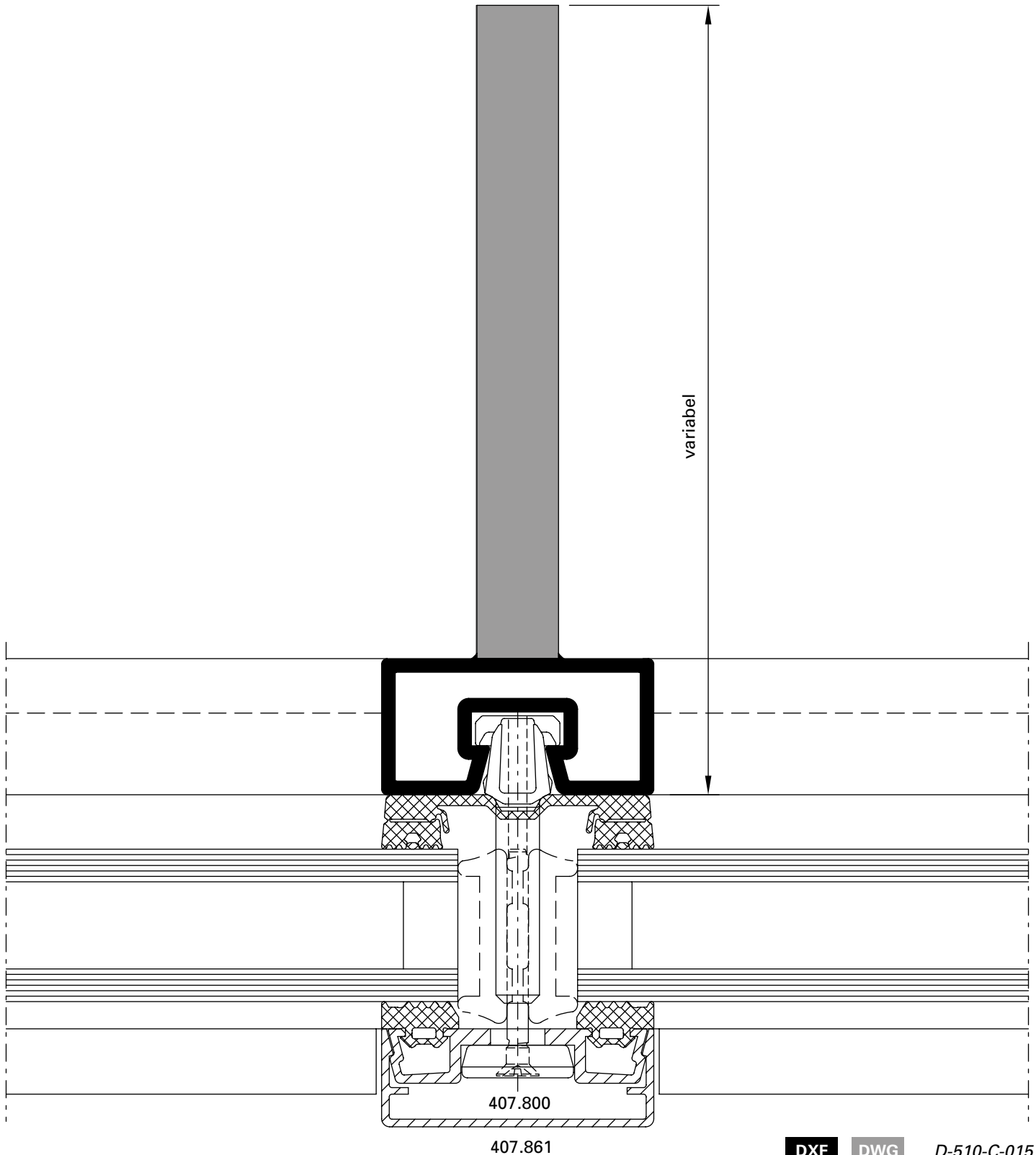
Schnittpunkte im Massstab 1:1
Coupe de détails à l'échelle 1:1
Section details on scale 1:1

VISS Fassade
VISS façade
VISS façade

Pfosten-Detail VISS Linea
Lasergeschweisst
Ansichtsbreite 50 mm

Détail du montant VISS Linea
Soudage au laser
Largeur de face 50 mm

Detail of mullion VISS Linea
Laser welding
Width 50 mm



DXF

DWG

D-510-C-015

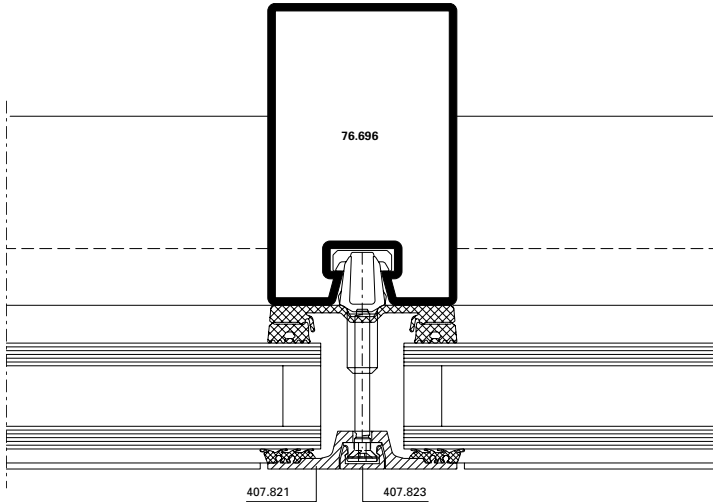
Schnittpunkte im Massstab 1:2
Coupe de détails à l'échelle 1:2
Section details on scale 1:2

VISS Fassade
VISS façade
VISS façade

Pfosten-Detail
Flaches Deckprofil
Ansichtsbreite 50 mm

Détail du montant
Profilé de recouvrement plat
Largeur de face 50 mm

Detail of mullion
Flat cover cap
Width 50 mm



DXF

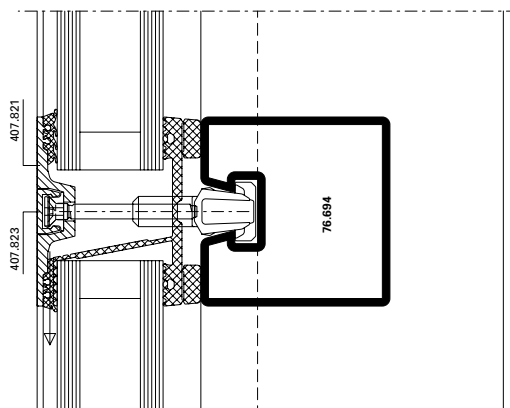
DWG

D-510-C-017

Riegel-Detail
Flaches Deckprofil
Ansichtsbreite 50 mm

Détail de la traverse
Profilé de recouvrement plat
Largeur de face 50 mm

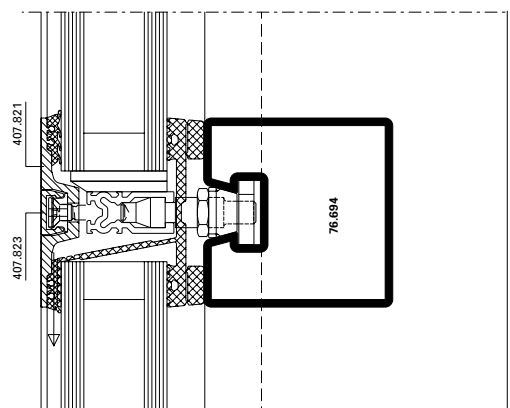
Detail of transom
Flat cover cap
Width 50 mm



D-510-C-018

DWG

DXF



D-510-C-019

DWG

DXF

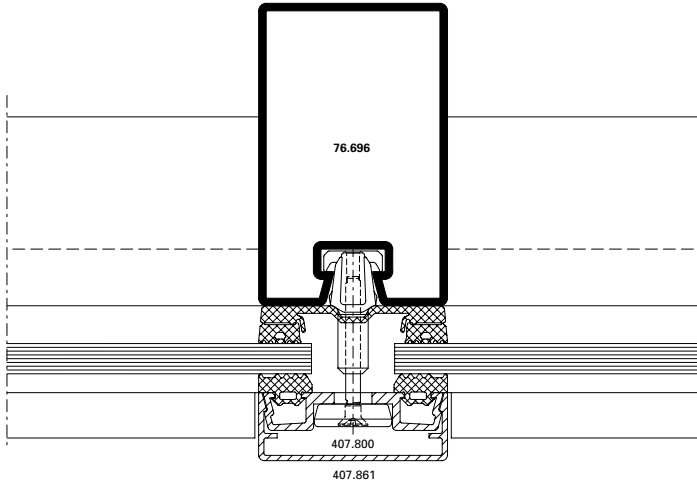
Schnittpunkte im Massstab 1:2
Coupe de détails à l'échelle 1:2
Section details on scale 1:2

VISS Fassade
VISS façade
VISS façade

Pfosten-Detail
Einfachverglasung
Ansichtsbreite 50 mm

Détail du montant
Vitrage simple
Largeur de face 50 mm

Detail of mullion
Single glazing
Width 50 mm



DXF

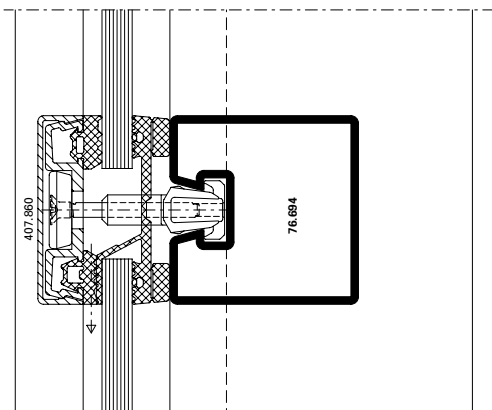
DWG

D-510-C-012

Riegel-Detail
Einfachverglasung
Ansichtsbreite 50 mm

Détail de la traverse
Vitrage simple
Largeur de face 50 mm

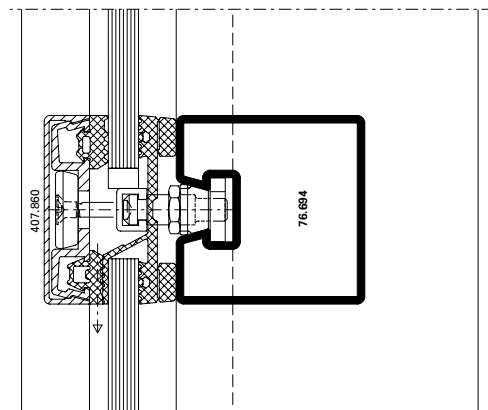
Detail of transom
Single glazing
Width 50 mm



D-510-C-013

DWG

DXF



D-510-C-014

DWG

DXF

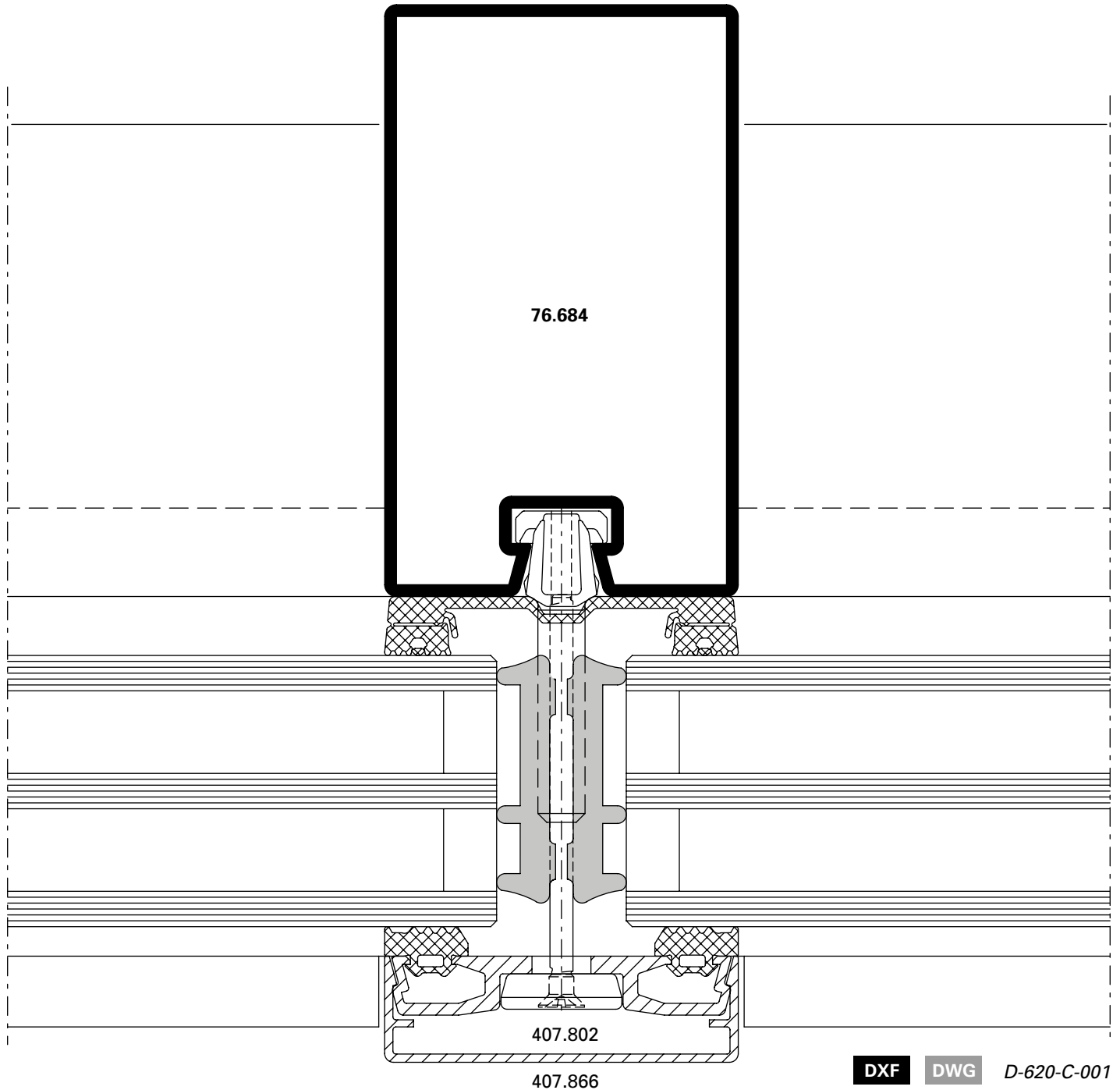
Schnittpunkte im Massstab 1:1
Coupe de détails à l'échelle 1:1
Section details on scale 1:1

VISS Fassade
VISS façade
VISS façade

VISS HI
Pfosten-Detail
Ansichtsbreite 60 mm

VISS HI
Détail du montant
Largeur de face 60 mm

VISS HI
Detail of mullion
Width 60 mm



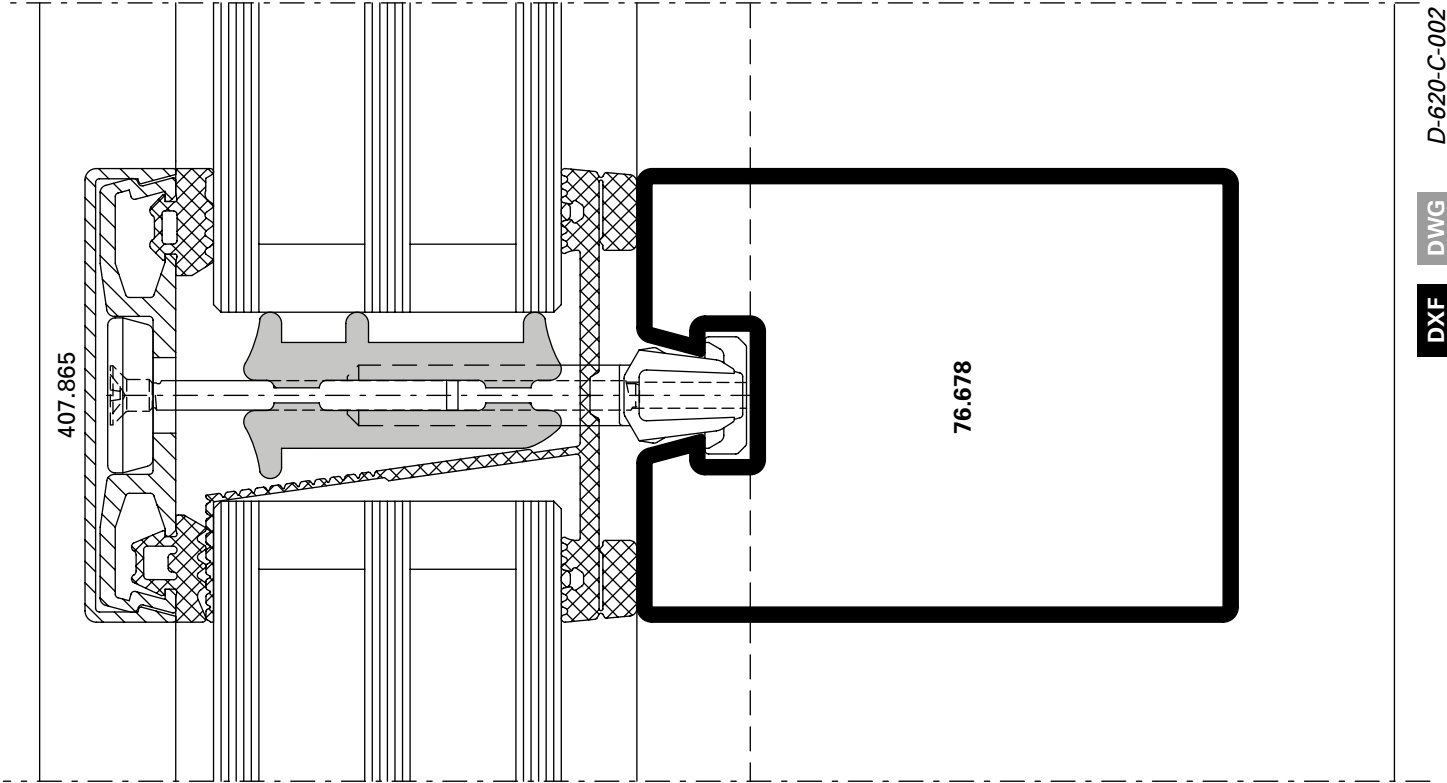
Schnittpunkte im Massstab 1:1
Coupe de détails à l'échelle 1:1
Section details on scale 1:1

VISS Fassade
VISS façade
VISS façade

VISS HI
Riegel-Detail
Ansichtsbreite 60 mm

VISS HI
Détail de la traverse
Largeur de face 60 mm

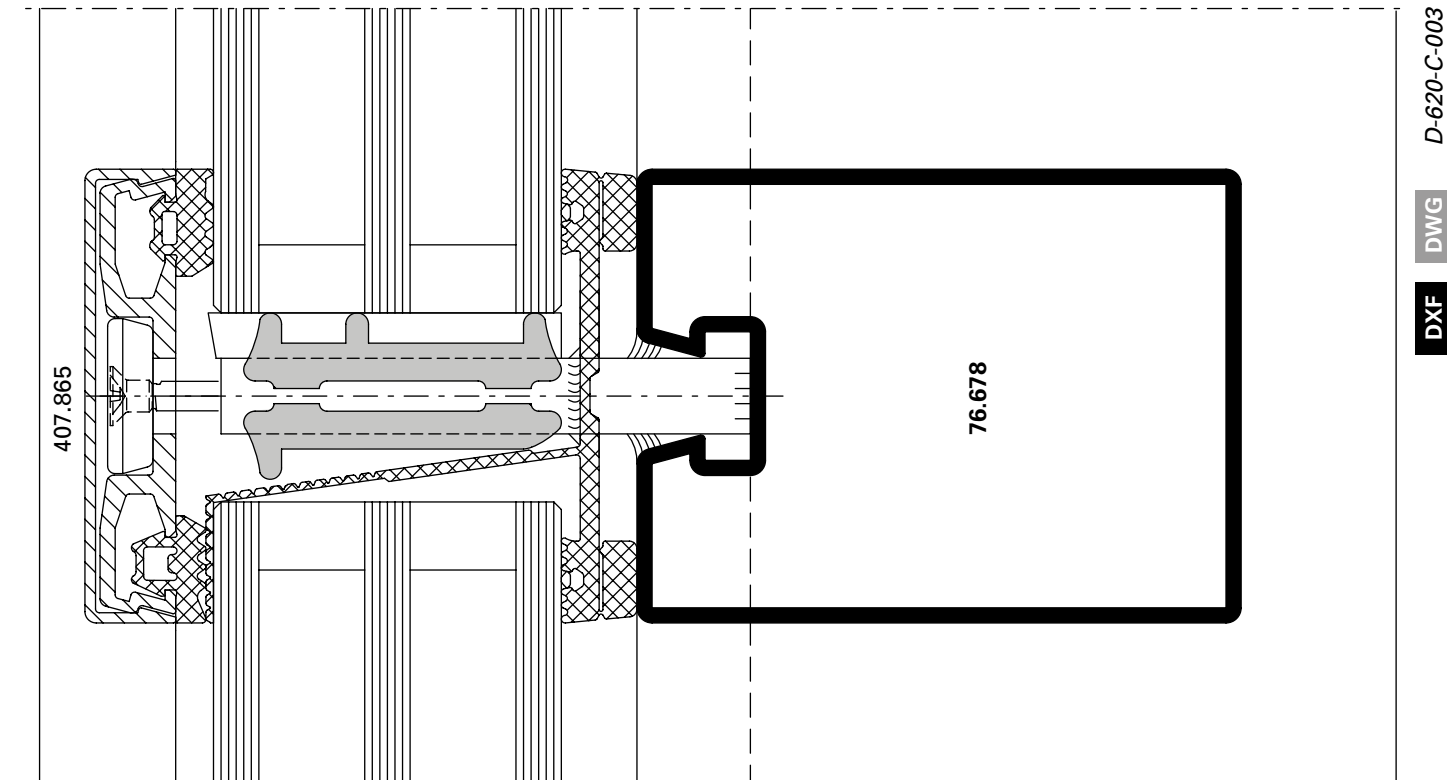
VISS HI
Detail of transom
Width 60 mm



DWG D-620-C-002

DWG

DXF



DWG D-620-C-003

DWG

DXF

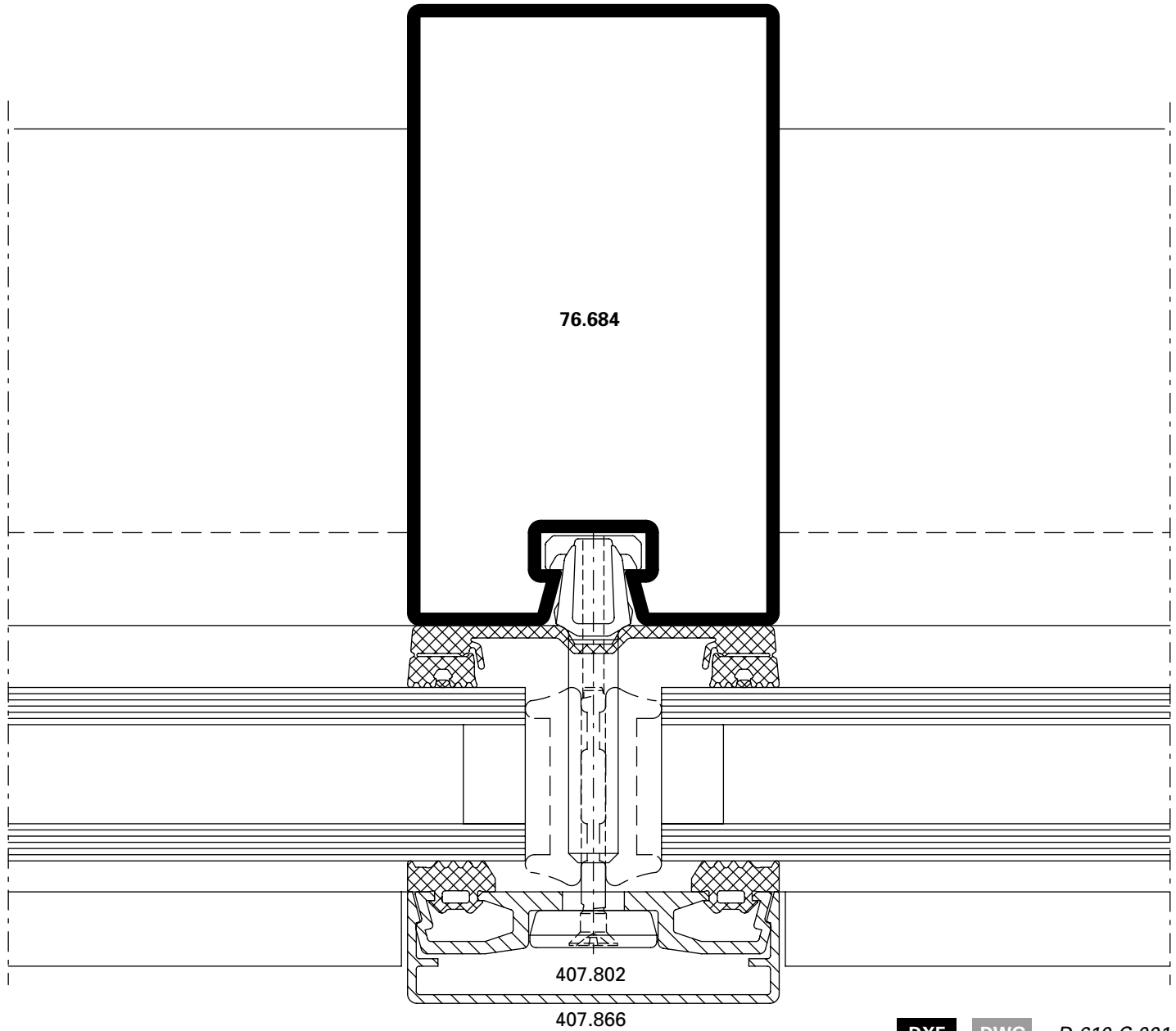
Schnittpunkte im Massstab 1:1
Coupe de détails à l'échelle 1:1
Section details on scale 1:1

VISS Fassade
VISS façade
VISS façade

Pfosten-Detail
Ansichtsbreite 60 mm

Détail du montant
Largeur de face 60 mm

Detail of mullion
Width 60 mm



DXF

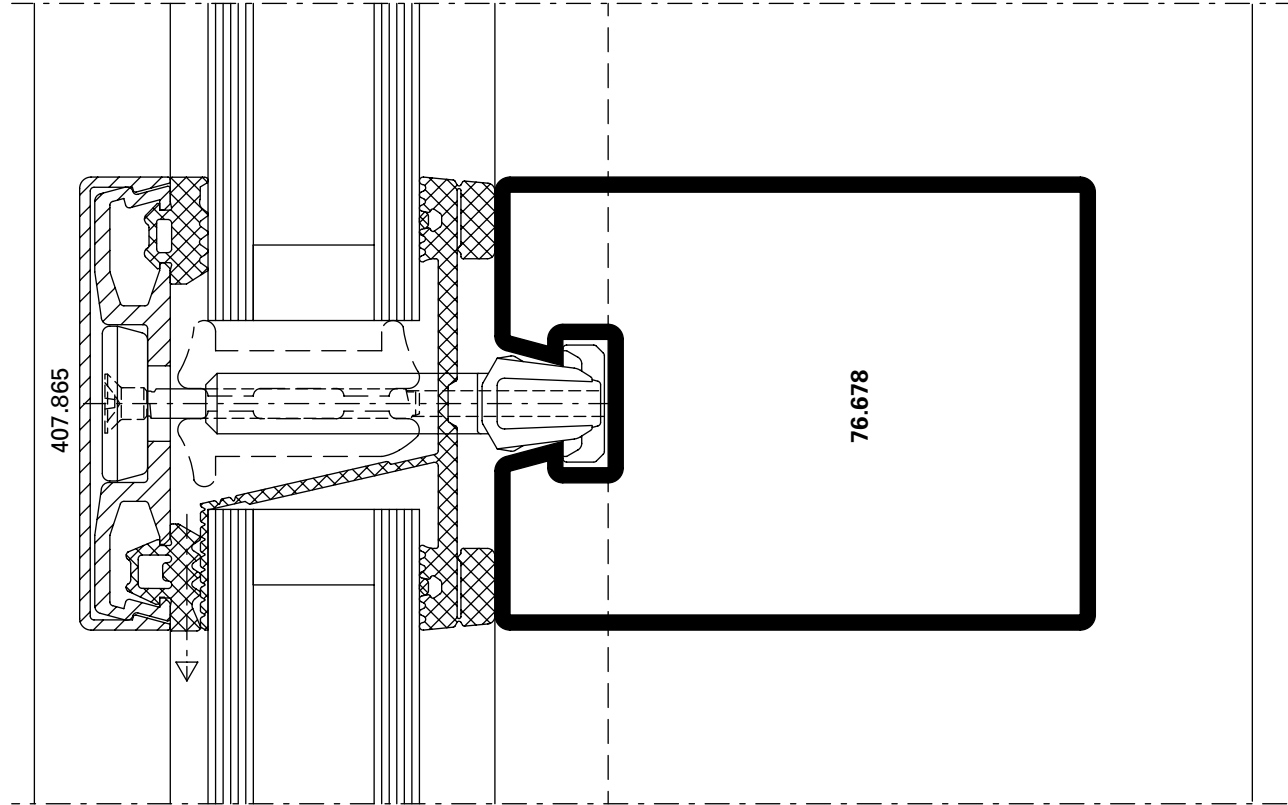
DWG

D-610-C-001

Riegel-Detail
Ansichtsbreite 60 mm

Détail de la traverse
Largeur de face 60 mm

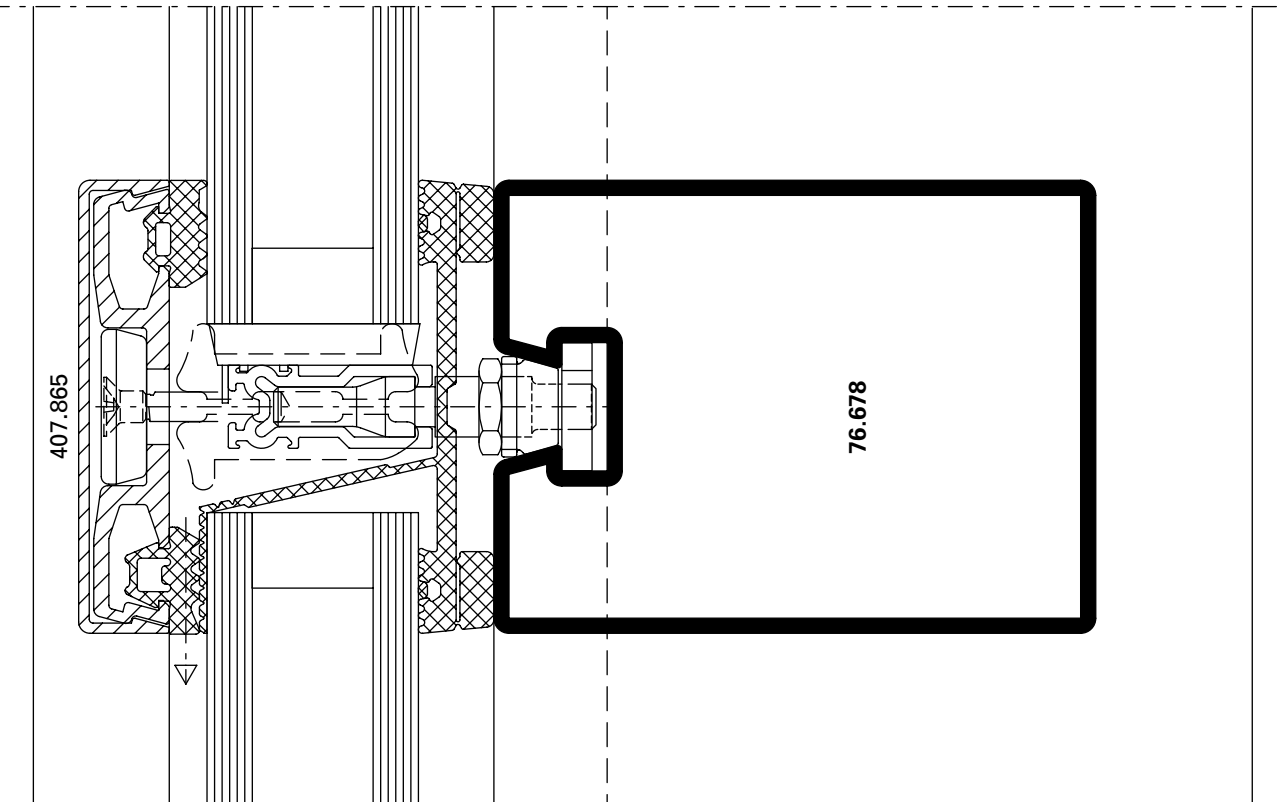
Detail of transom
Width 60 mm



D-610-C-002

DWG

DXF



D-610-C-003

DWG

DXF

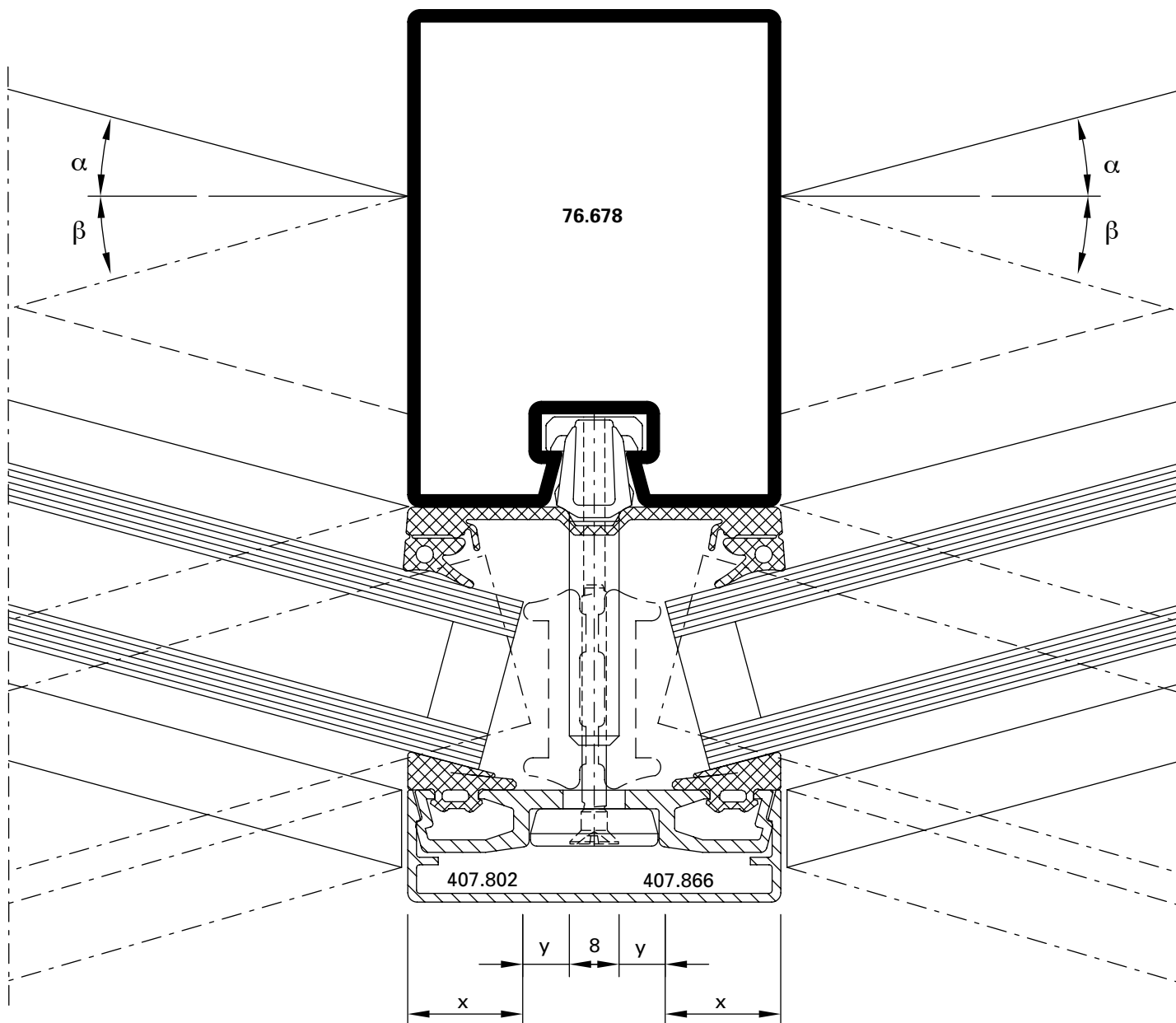
Schnittpunkte im Massstab 1:1
 Coupe de détails à l'échelle 1:1
 Section details on scale 1:1

VISS Fassade
 VISS façade
 VISS façade

Pfosten-Detail
 Segmentverglasung 60 mm

Détail du montant
 Vitrage segmenté 60 mm

Detail of mullion
 Segmental glazing, width 60 mm



DXF DWG D-610-C-004

α	β	Füllelement- dicke	X (max) mm	Y (min) mm
0 – 5°		20 – 70 mm	21	5
5 – 10°		20 – 50 mm	21	5
10 – 15°		20 – 35 mm	21	5

α	β	Epaisseur du remplissage	X (max) mm	Y (min) mm
0 – 5°		20 – 70 mm	21	5
5 – 10°		20 – 50 mm	21	5
10 – 15°		20 – 35 mm	21	5

α	β	Thickness of glass/panel	X (max) mm	Y (min) mm
0 – 5°		20 – 70 mm	21	5
5 – 10°		20 – 50 mm	21	5
10 – 15°		20 – 35 mm	21	5

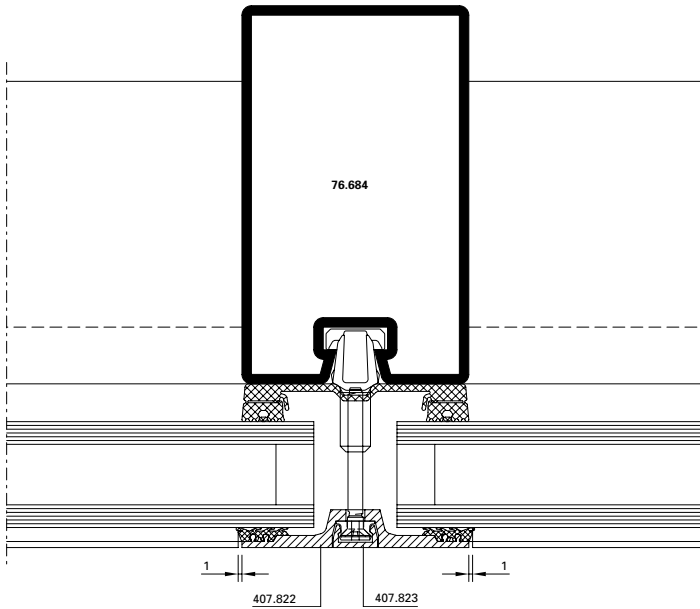
Schnittpunkte im Massstab 1:2
Coupe de détails à l'échelle 1:2
Section details on scale 1:2

VISS Fassade
VISS façade
VISS façade

Pfosten-Detail
Flaches Deckprofil
Ansichtsbreite 60 mm

Détail du montant
Profilé de recouvrement plat
Largeur de face 60 mm

Detail of mullion
Flat cover cap
Width 60 mm

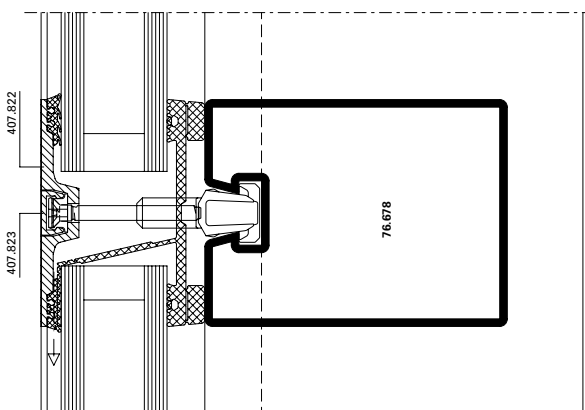


DXF **DWG** D-610-C-011

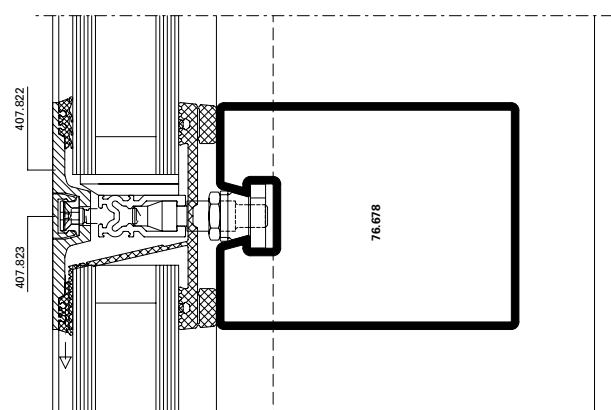
Riegel-Detail
Flaches Deckprofil
Ansichtsbreite 60 mm

Détail de la traverse
Profilé de recouvrement plat
Largeur de face 60 mm

Detail of transom
Flat cover cap
Width 60 mm



DXF **DWG** D-610-C-012



DXF **DWG** D-610-C-013

Schnittpunkte im Masstab 1:2

Coupe de détails à l'échelle 1:2

Section details on scale 1:2

VISS Fassade

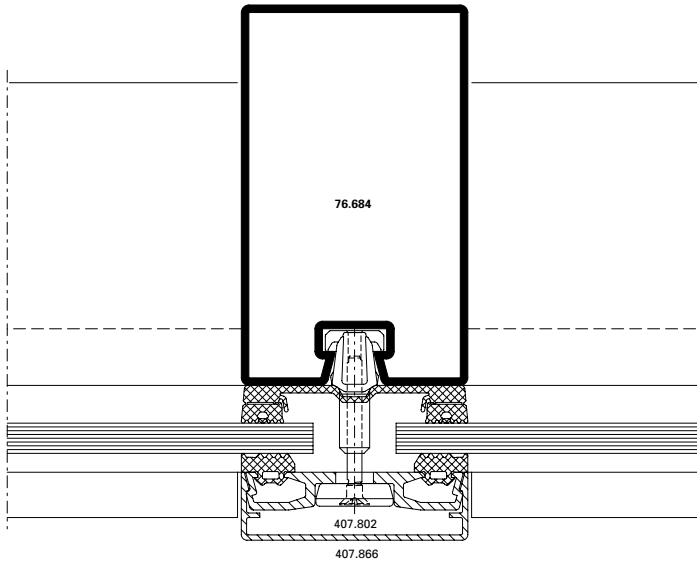
VISS façade

VISS façade

Pfosten-Detail
Einfachverglasung
Ansichtsbreite 60 mm

Détail du montant
Vitrage simple
Largeur de face 60 mm

Detail of mullion
Single glazing
Width 60 mm



DXF

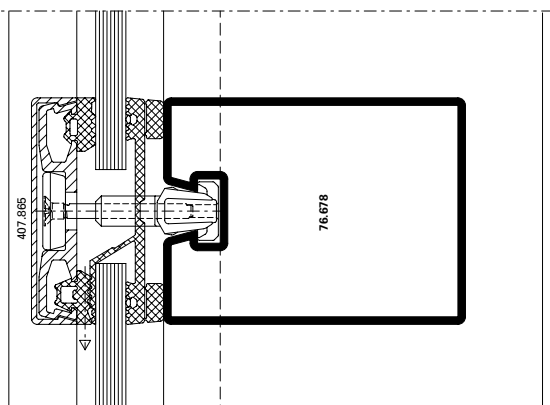
DWG

D-610-C-008

Riegel-Detail
Einfachverglasung
Ansichtsbreite 60 mm

Détail de la traverse
Vitrage simple
Largeur de face 60 mm

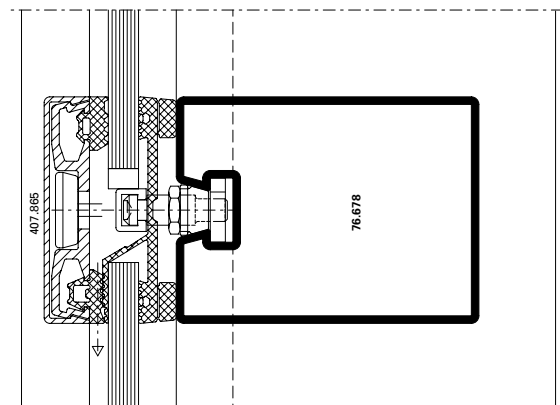
Detail of transom
Single glazing
Width 60 mm



D-610-C-009

DWG

DXF



D-610-C-010

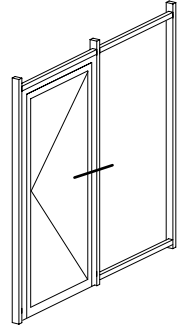
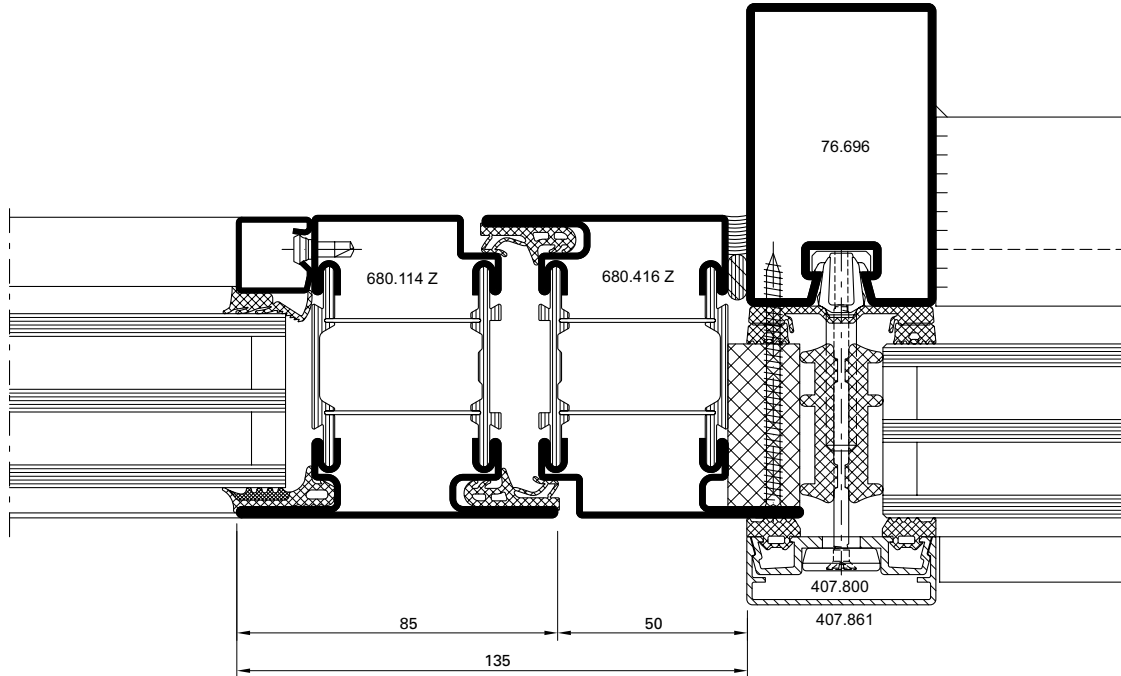
DWG

DXF

Einsatzelement
 Janisol HI Türe

Élément de remplissage
 Porte Janisol HI

Infill element
 Janisol HI door



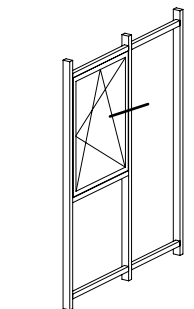
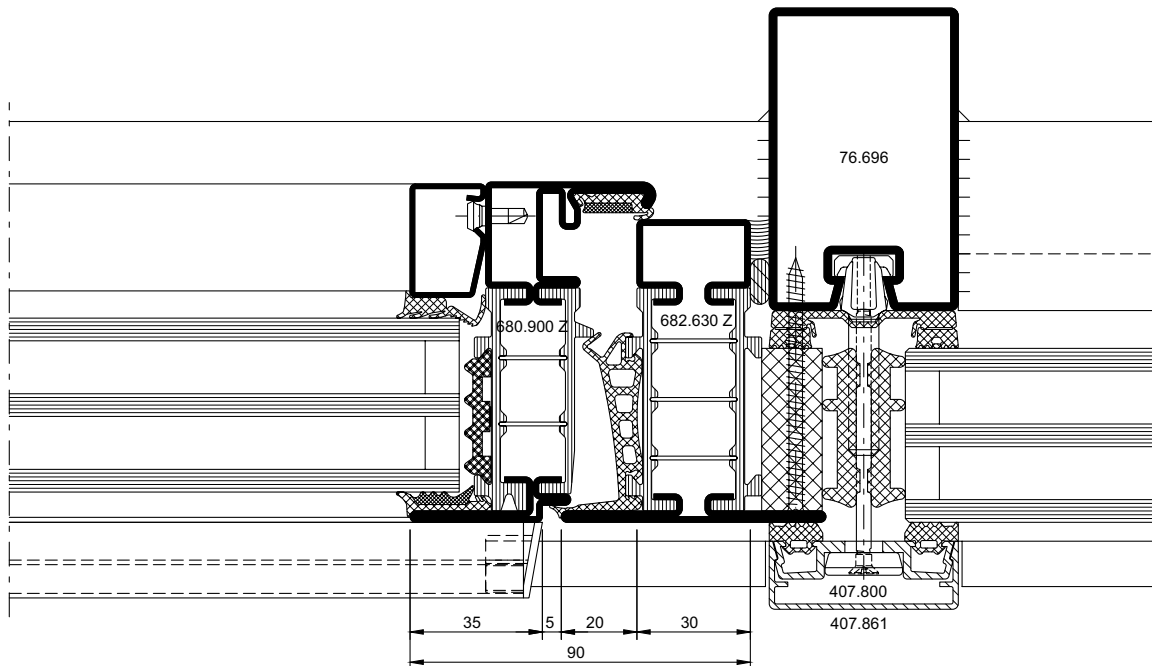
DXF DWG

D-160-A-012

Einsatzelement
 Janisol HI Fenster

Élément de remplissage
 Fenêtre Janisol HI

Infill element
 Janisol HI window



DXF DWG

D-161-A-022

* Bei grossen, schweren und/oder stark frequentierten Türanlagen ist eine zusätzliche Verschraubung im Bandbereich erforderlich.

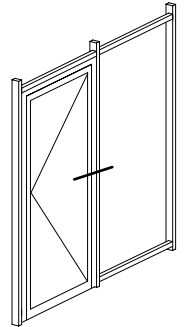
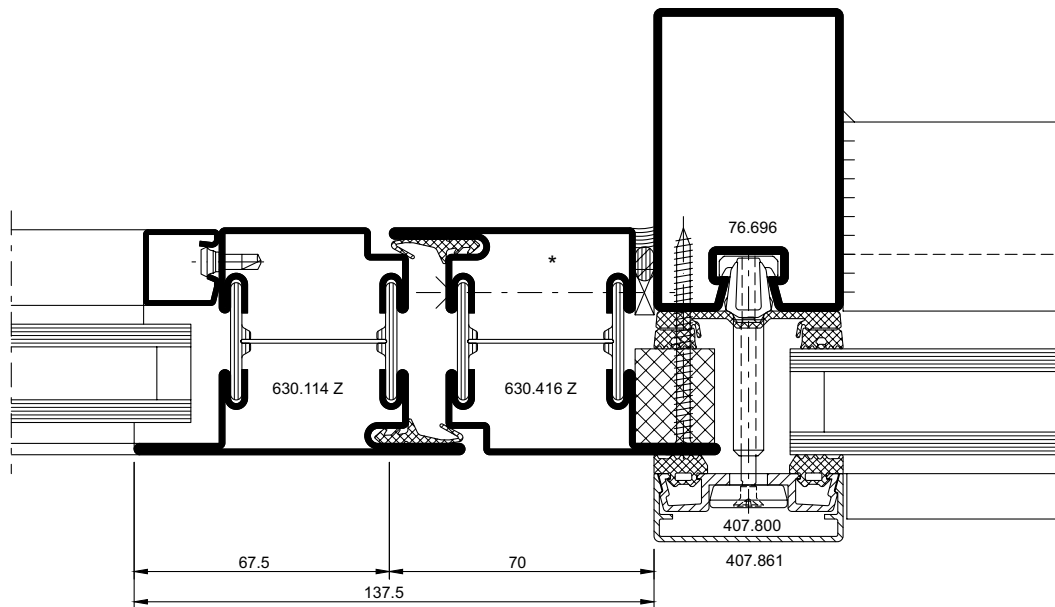
* Pour les portes lourdes de grandes dimensions et/ou fortement fréquentées, un vissage supplémentaire au niveau des paumelles est nécessaire.

* for large heavy and/or frequently used door systems, additional screw connections are required in the hinge area.

Einsatzelement
 Janisol Türe

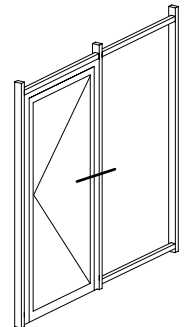
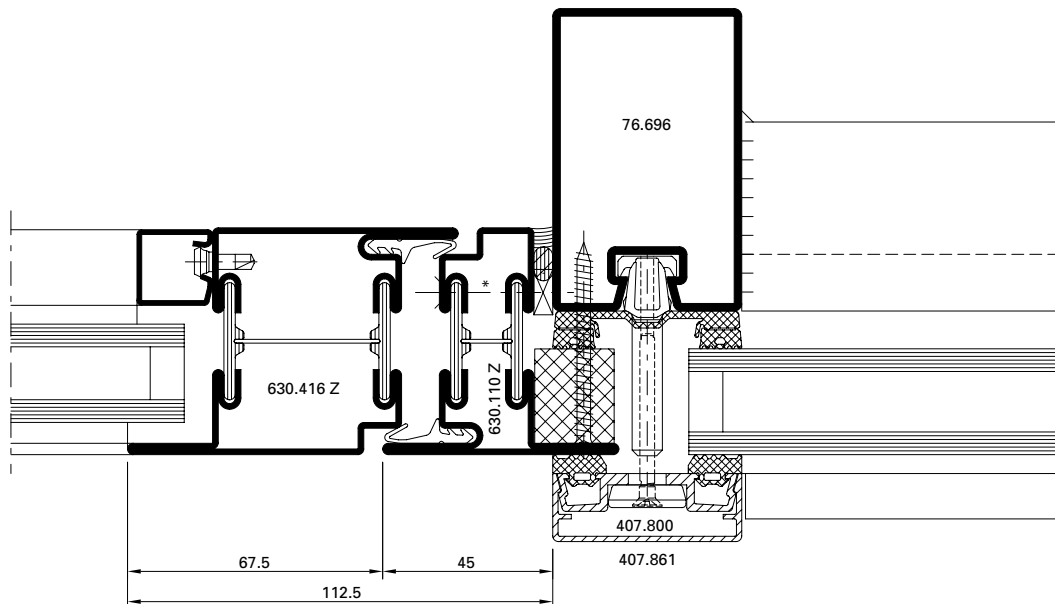
Élément de remplissage
 Porte Janisol

Infill element
 Janisol door



DXF DWG

D-510-K-015



DXF DWG

D-510-K-007

* Bei grossen, schweren und/oder stark frequentierten Türanlagen ist eine zusätzliche Verschraubung im Bandbereich erforderlich.

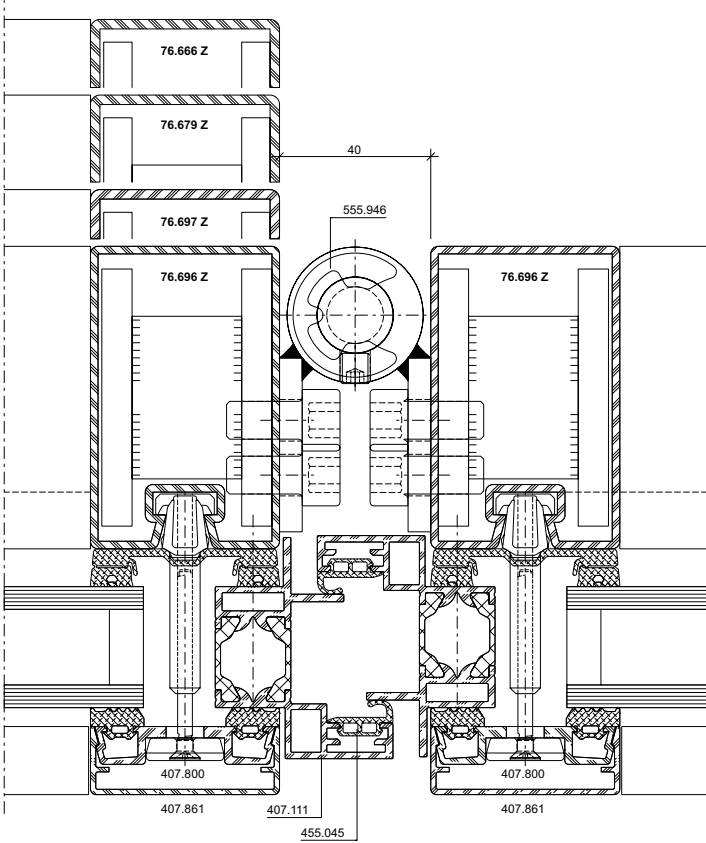
* Pour les portes lourdes de grandes dimensions et/ou fortement fréquentées, un vissage supplémentaire au niveau des paumelles est nécessaire.

* for large heavy and/or frequently used door systems, additional screw connections are required in the hinge area.

Einsatzelement
VISS Drehtüre

Élément de remplissage
Porte à la française VISS

Infill element
VISS side-hung door



DXF

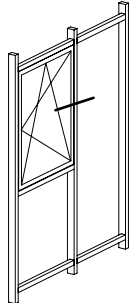
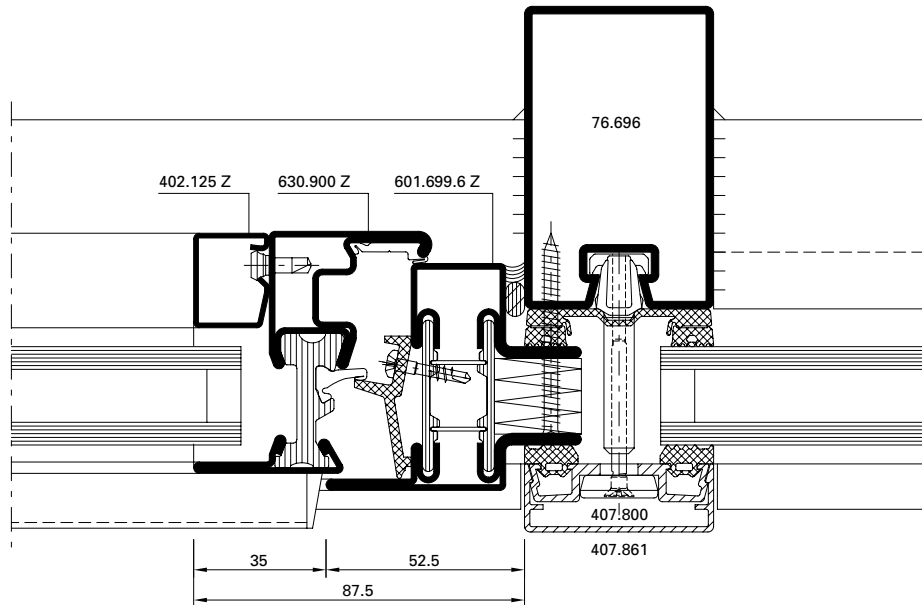
DWG

51-0208-C-001

Einsatzelement
 Fenster Janisol Primo

Élément de remplissage
 Fenêtre Janisol Primo

Infill element
 Janisol Primo window



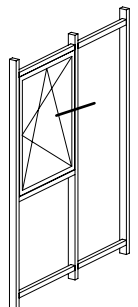
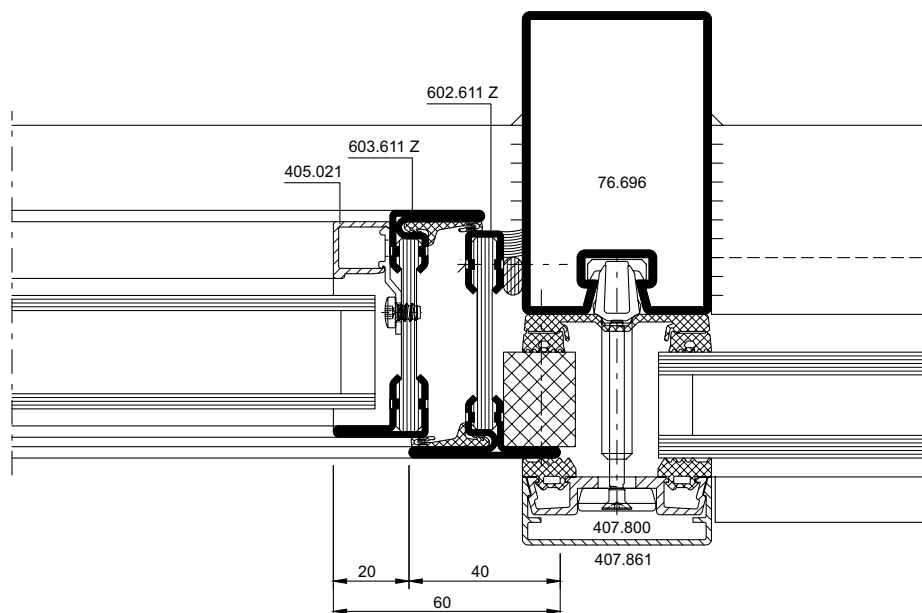
DXF **DWG**

D-510-K-001

Einsatzelement
 Janisol Arte

Élément de remplissage
 Janisol Arte

Infill element
 Janisol Arte



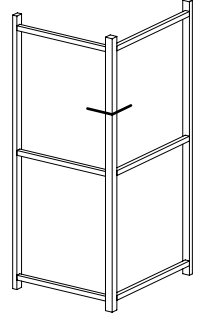
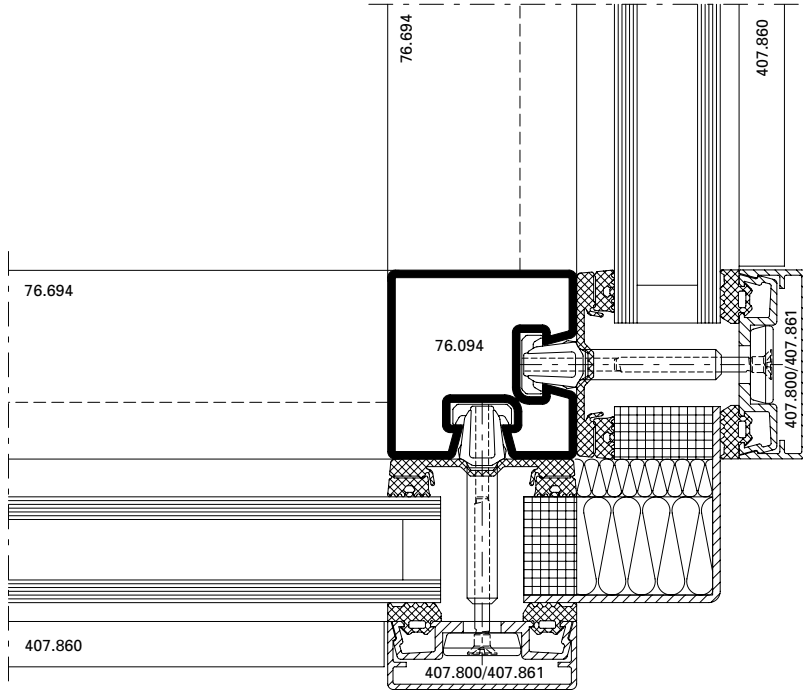
DXF **DWG**

D-510-K-016

Aussenecke 90°

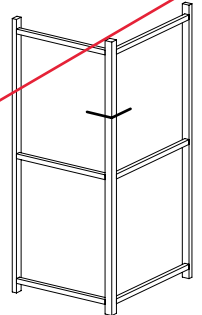
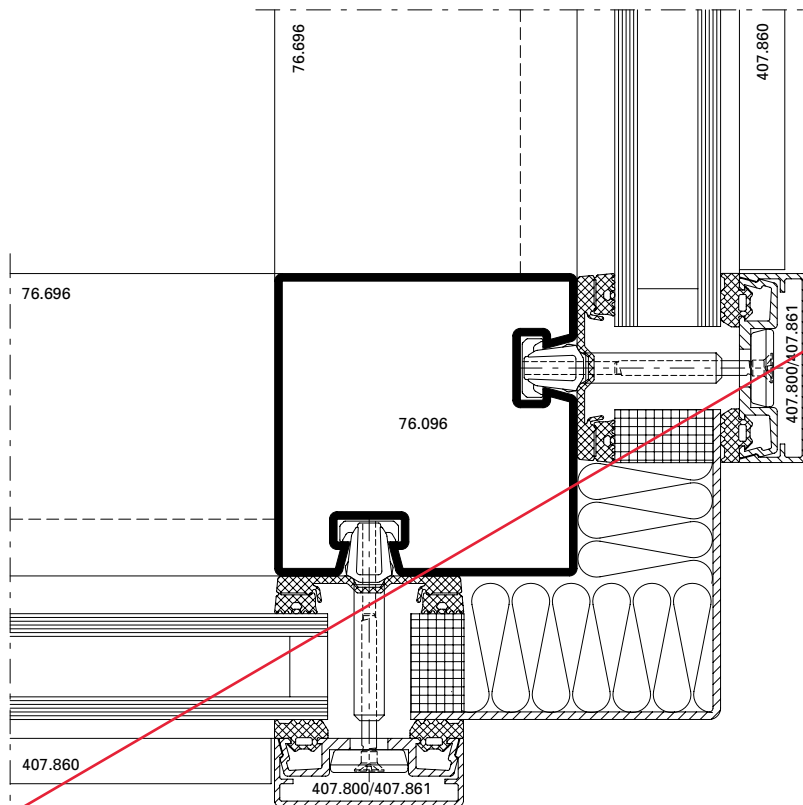
Angle extérieur 90°

Outer corner 90°



DXF DWG

D-510-K-011



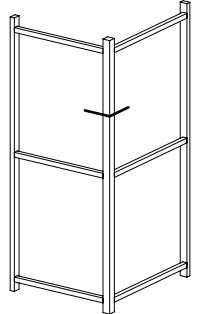
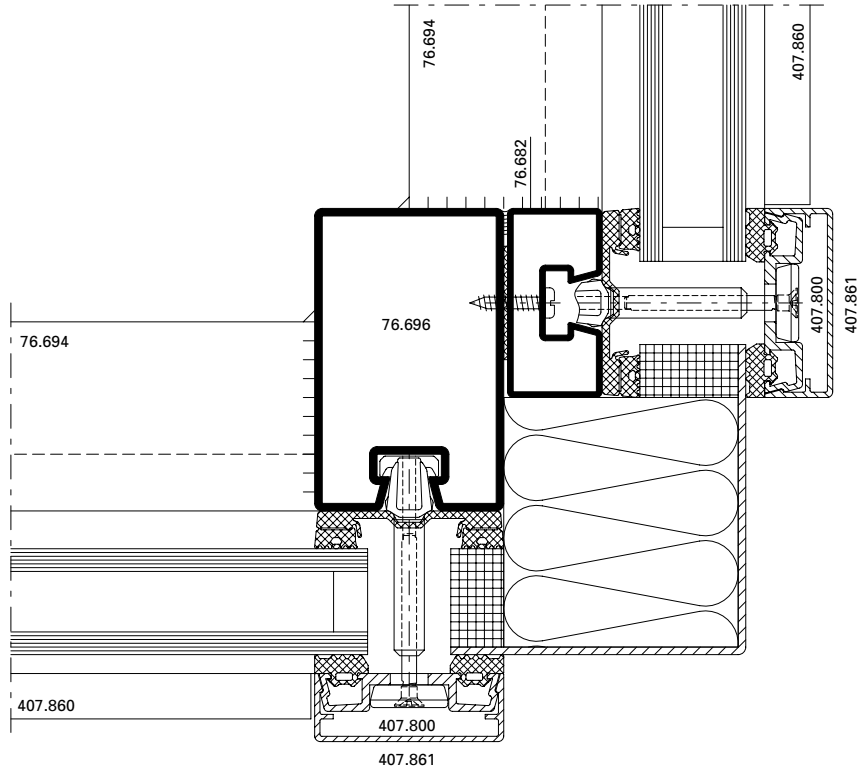
DXF DWG

D-510-K-012

Aussenecke 90°

Angle extérieur 90°

Outer corner 90°



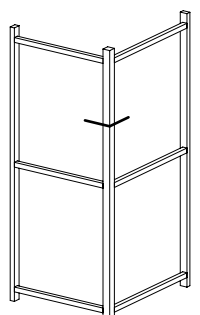
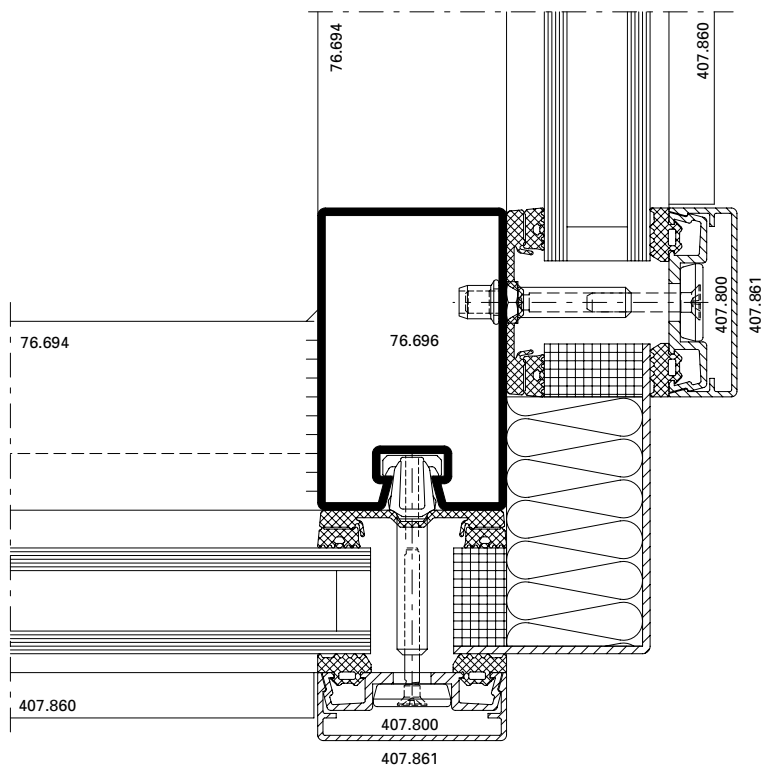
DXF DWG

D-510-K-005

Aussenecke 90°
 (Kombination mit VISS Basic)

Angle extérieur 90°
 (en combinaison avec VISS Basic)

Outer corner 90°
 (in combination with VISS Basic)



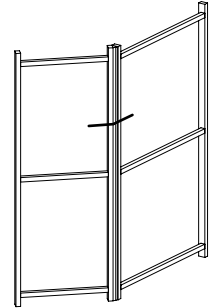
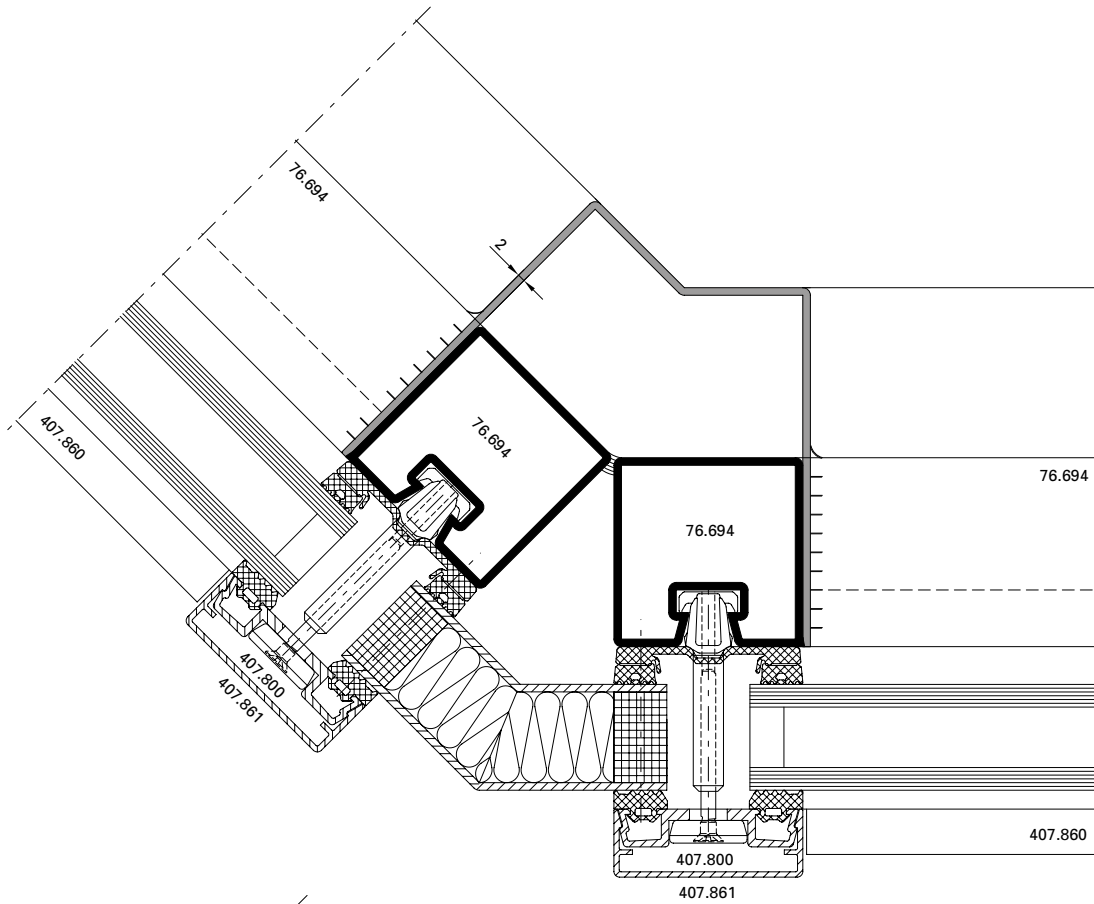
DXF DWG

D-510-K-010

Aussenecke 135°

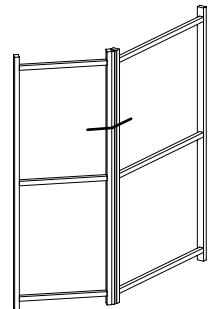
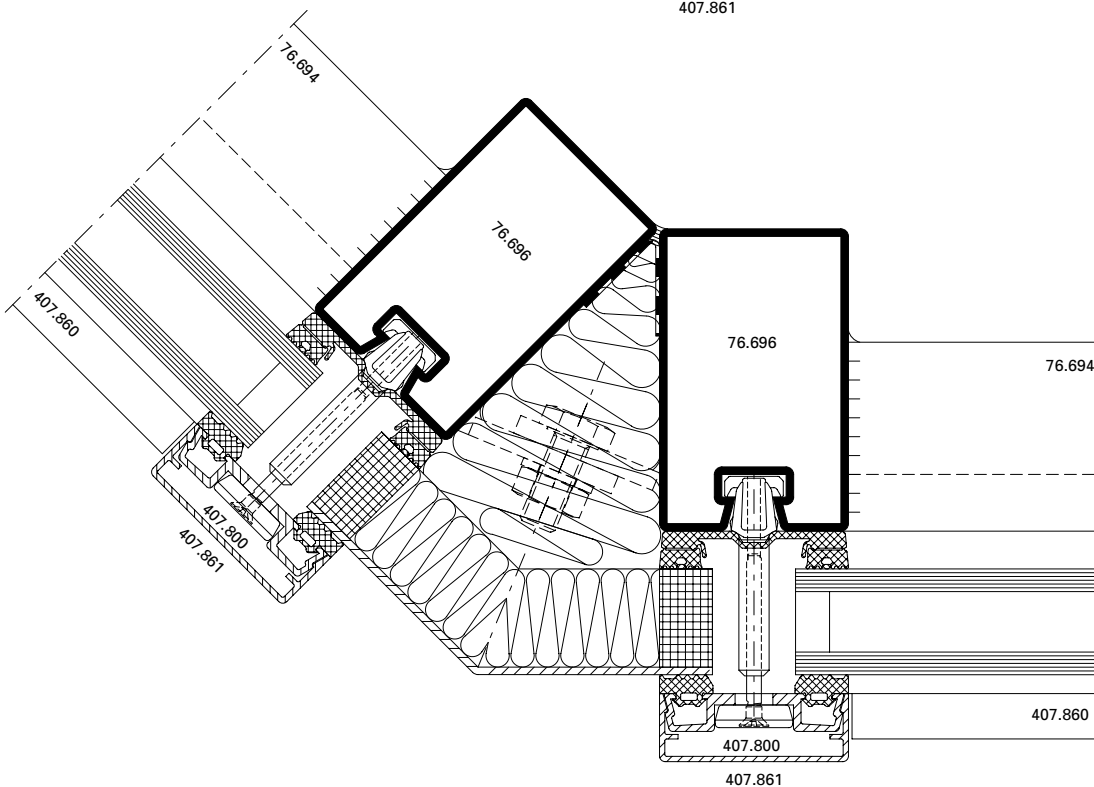
Angle extérieur 135°

Outer corner 135°



DXF DWG

D-510-K-003



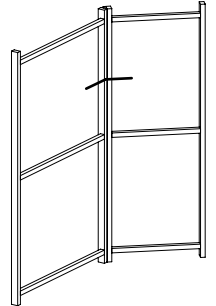
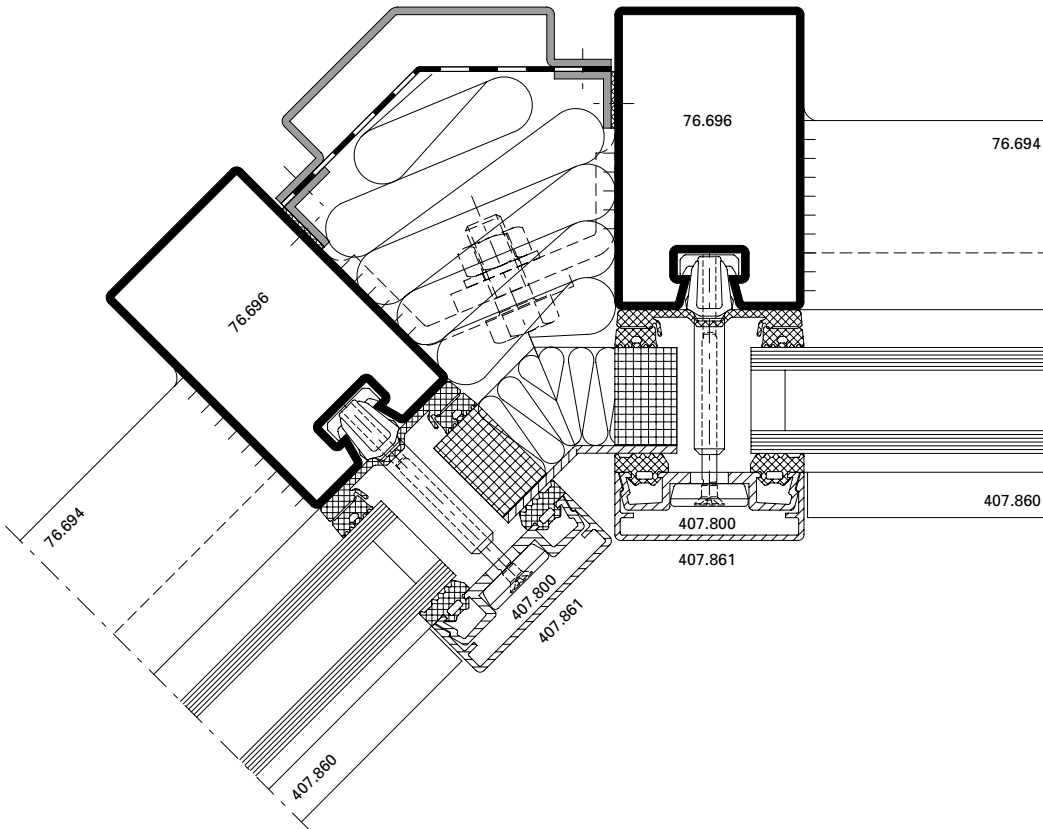
DXF DWG

D-510-K-004

Innenecke 135°

Angle intérieur 135°

Inner corner 135°



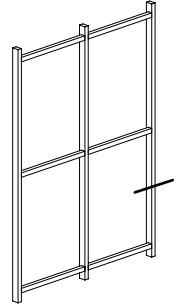
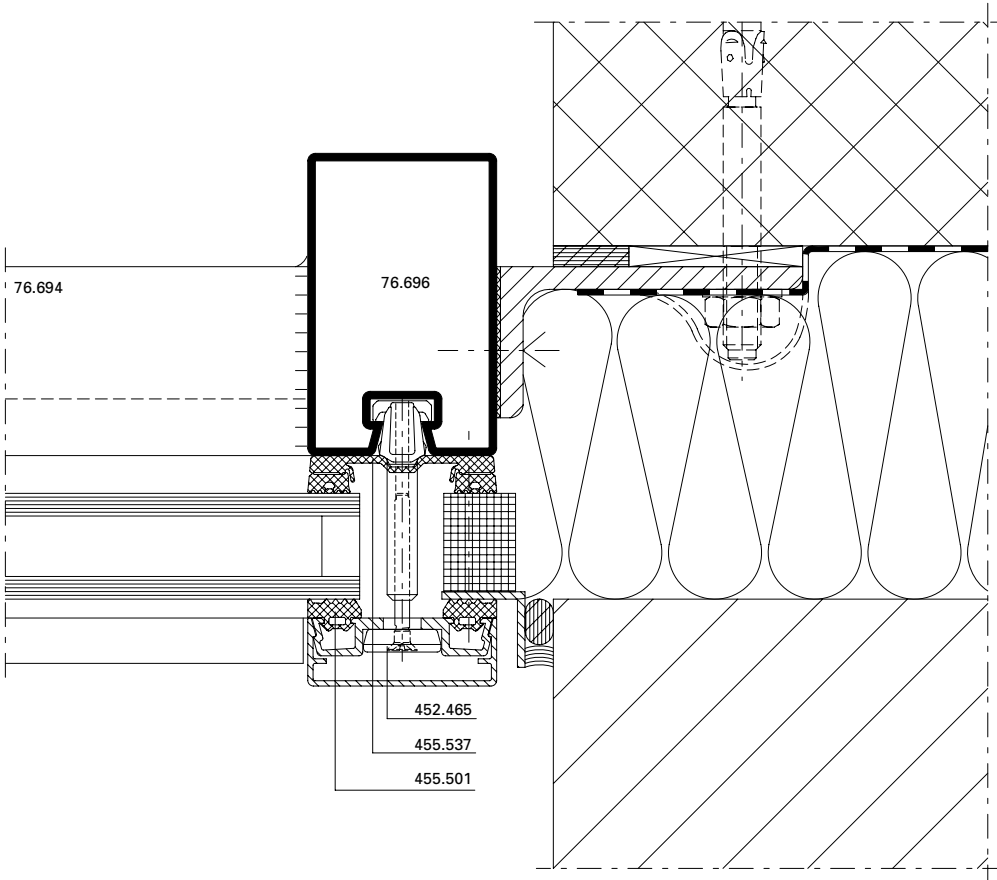
DXF

DWG

D-510-K-009

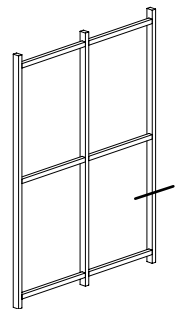
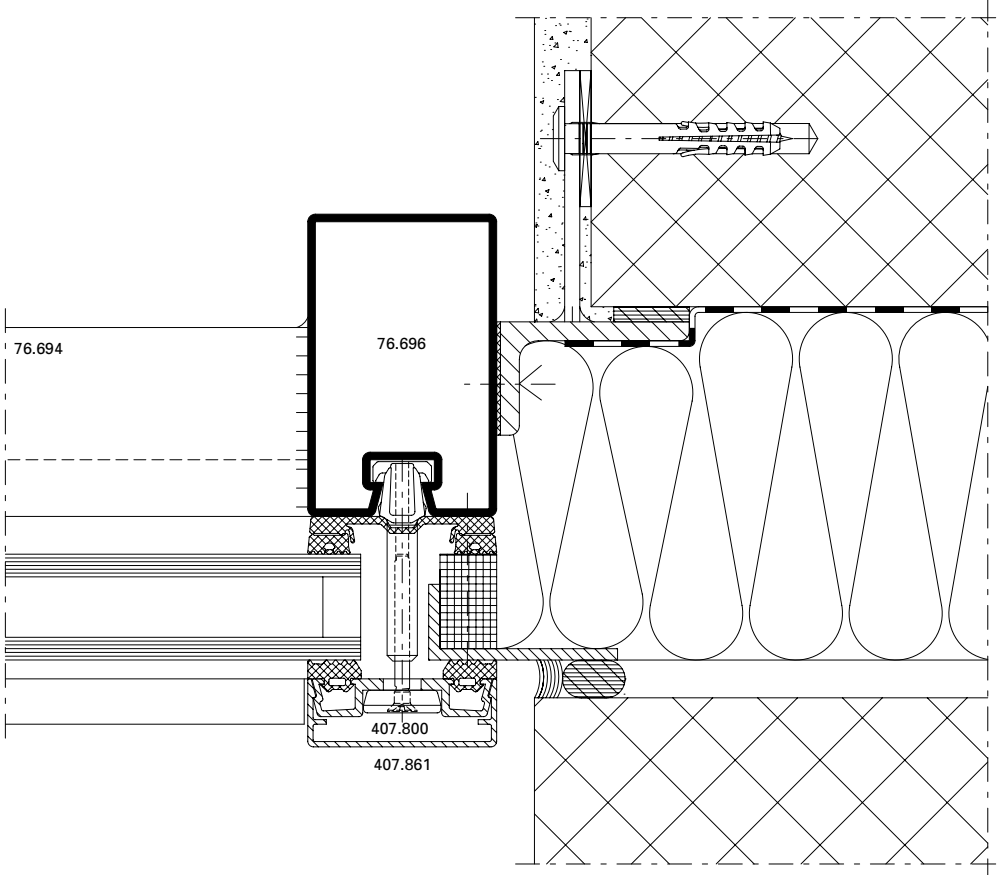
Anschlüsse am Bau im Massstab 1:2
Raccords au mur à l'échelle 1:2
Attachment to structure on scale 1:2

VISS Fassade
VISS façade
VISS façade



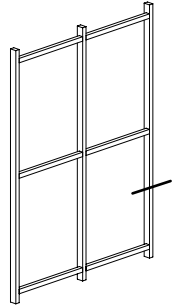
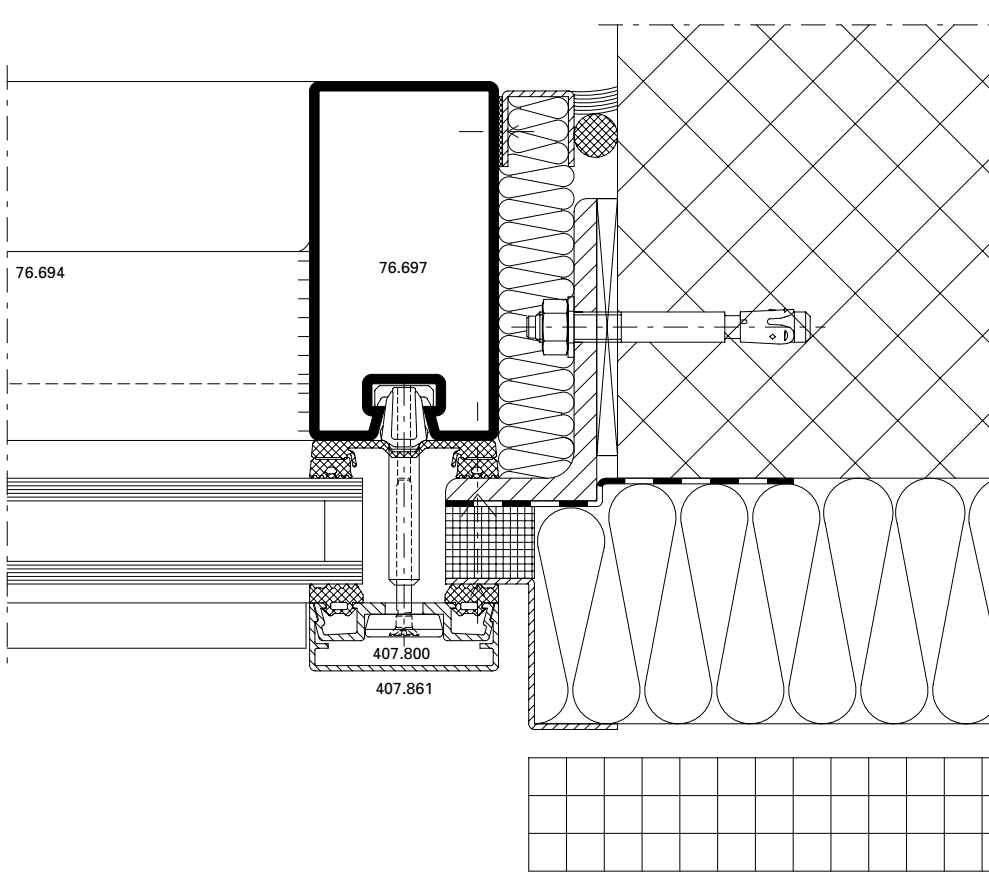
DXF DWG

D-510-A-001



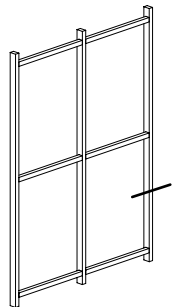
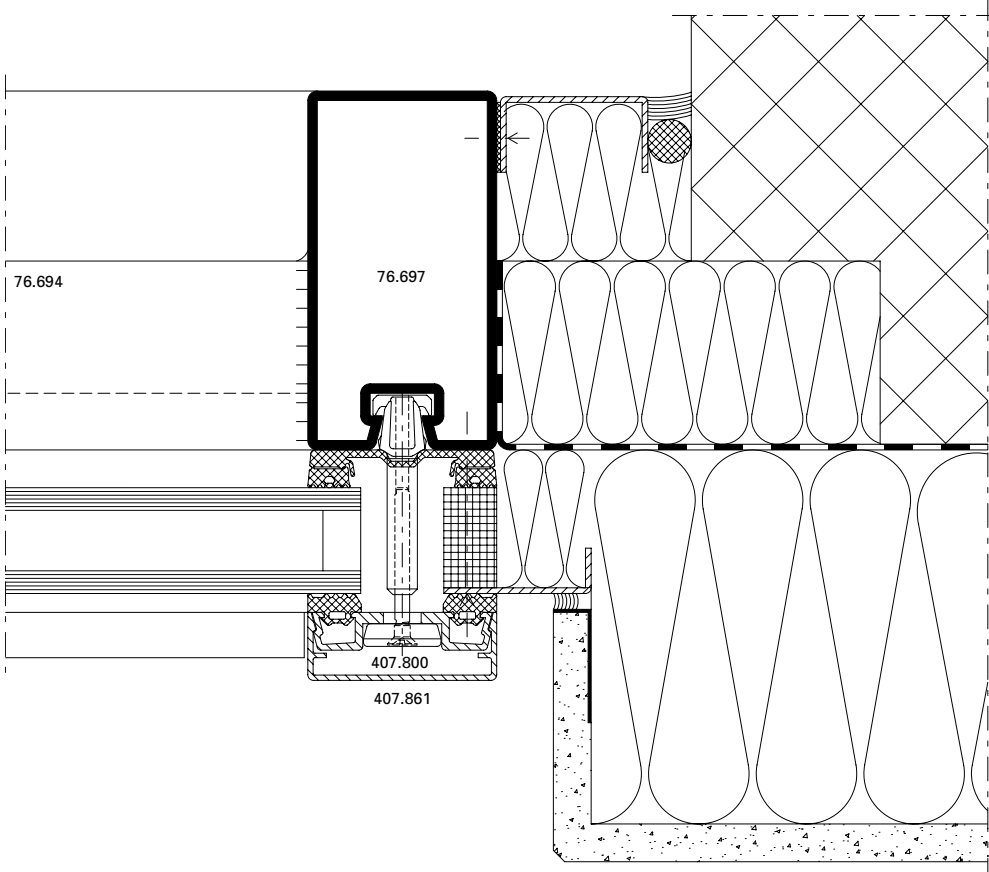
DXF DWG

D-510-A-002



DXF DWG

D-510-A-003

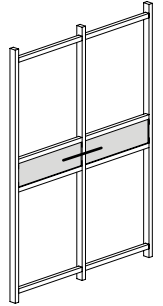
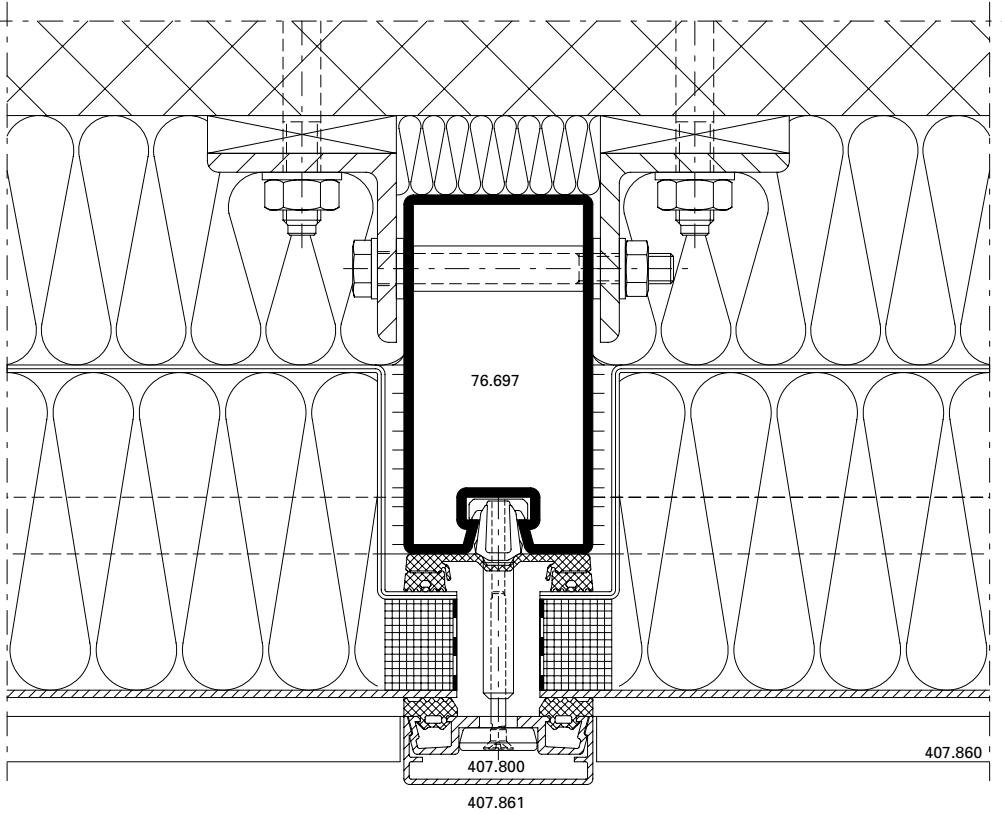


DXF DWG

D-510-A-004

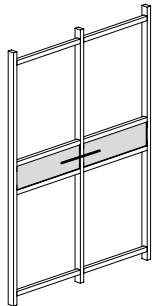
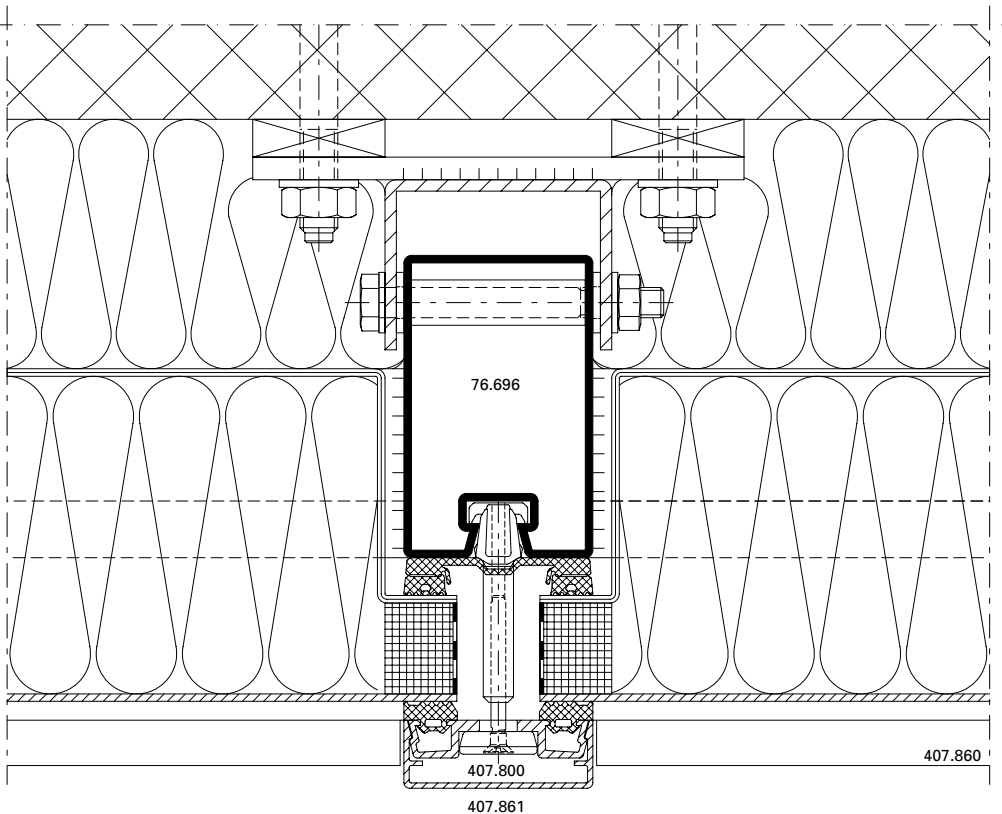
Anschlüsse am Bau im Massstab 1:2
Raccords au mur à l'échelle 1:2
Attachment to structure on scale 1:2

VISS Fassade
VISS façade
VISS façade



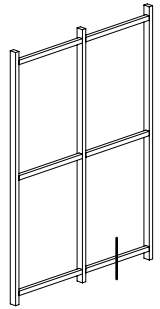
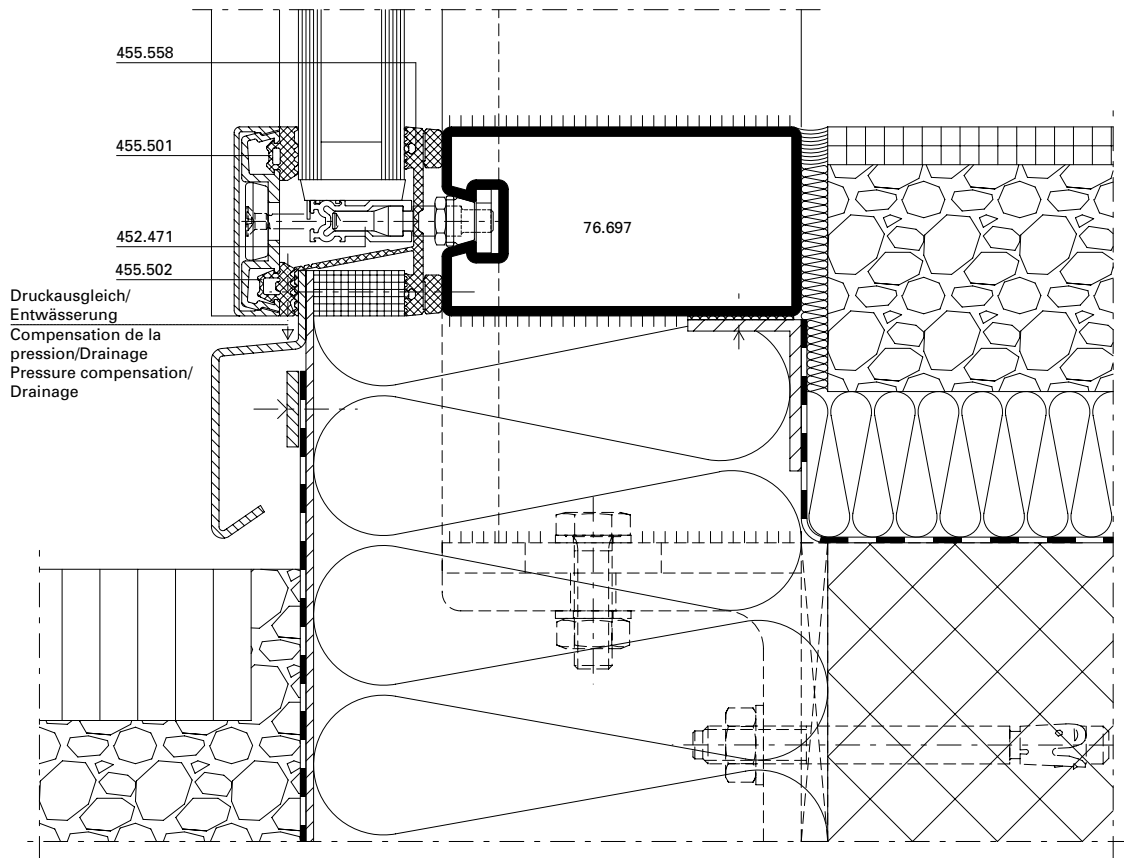
DXF DWG

D-510-A-005



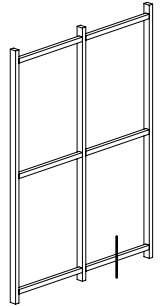
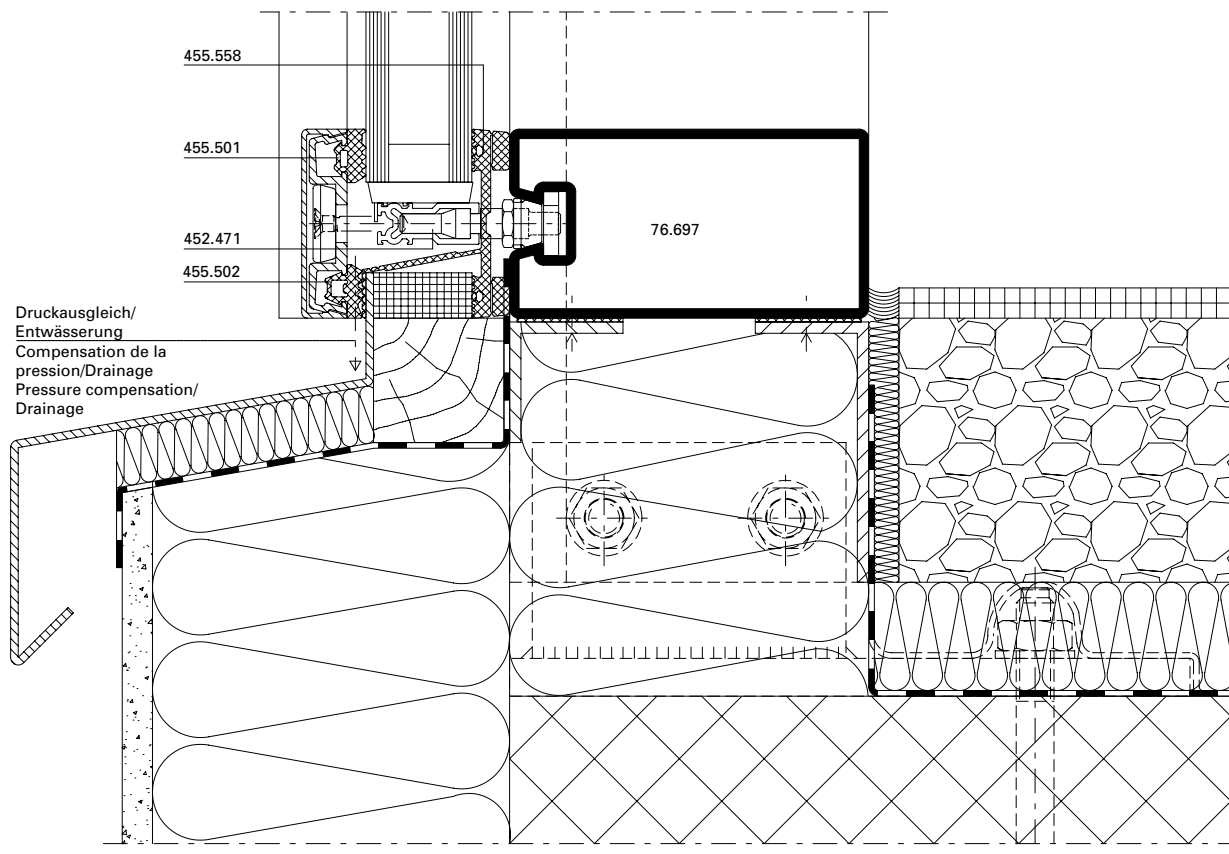
DXF DWG

D-510-A-006



DXF DWG

D-510-A-007

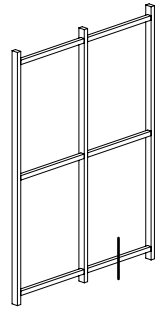
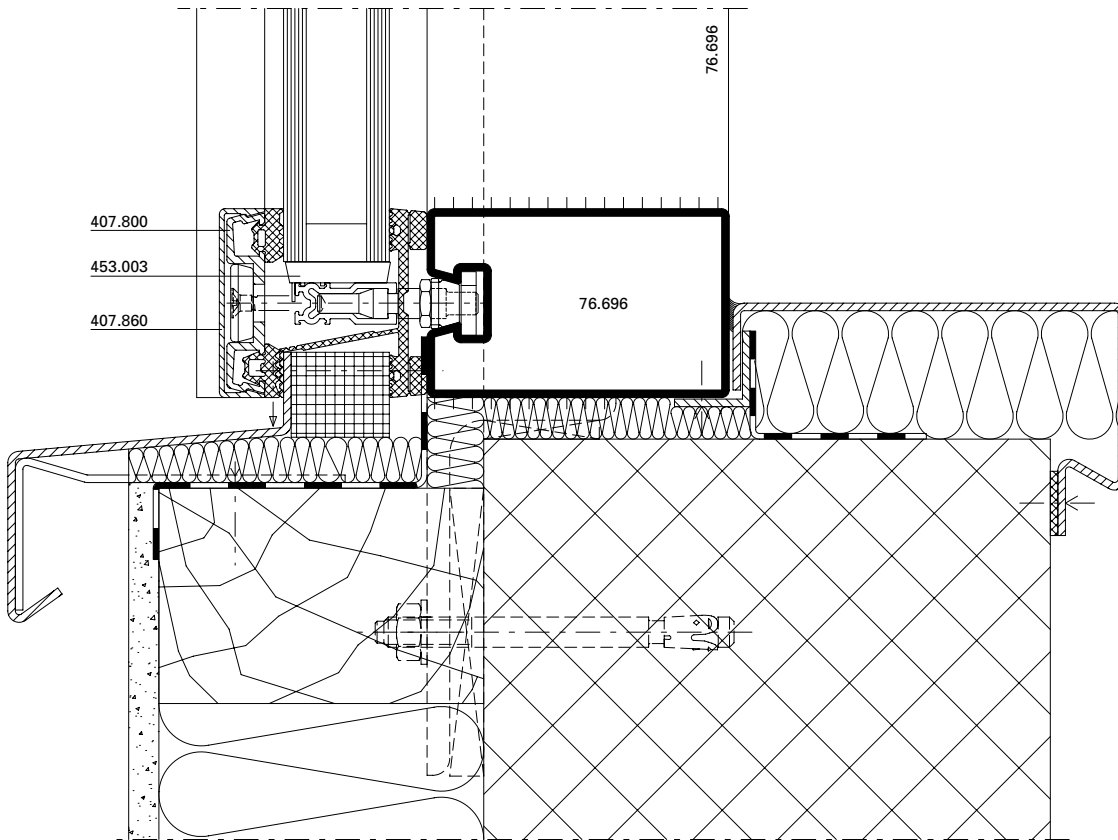


DXF DWG

D-510-A-008

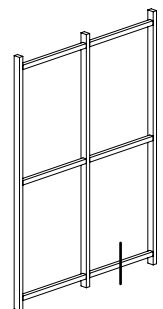
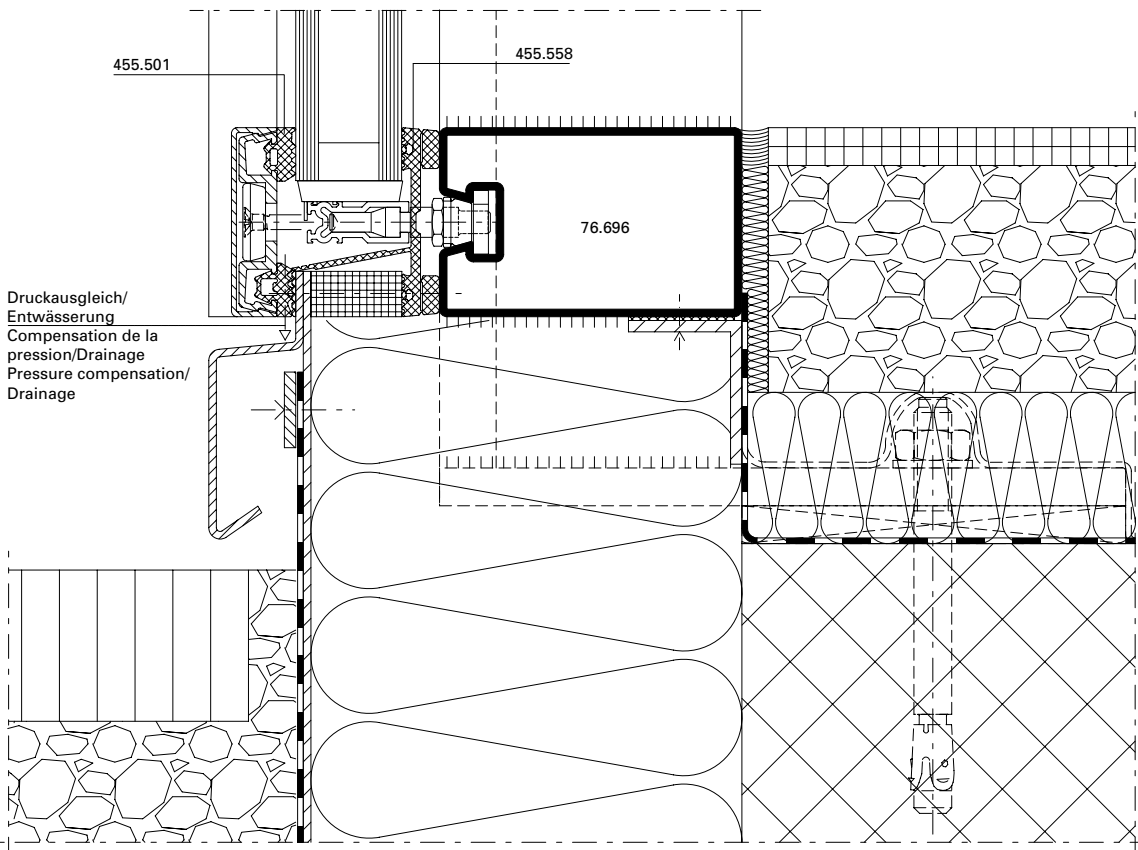
Anschlüsse am Bau im Massstab 1:2
Raccords au mur à l'échelle 1:2
Attachment to structure on scale 1:2

VISS Fassade
VISS façade
VISS façade



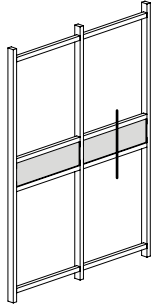
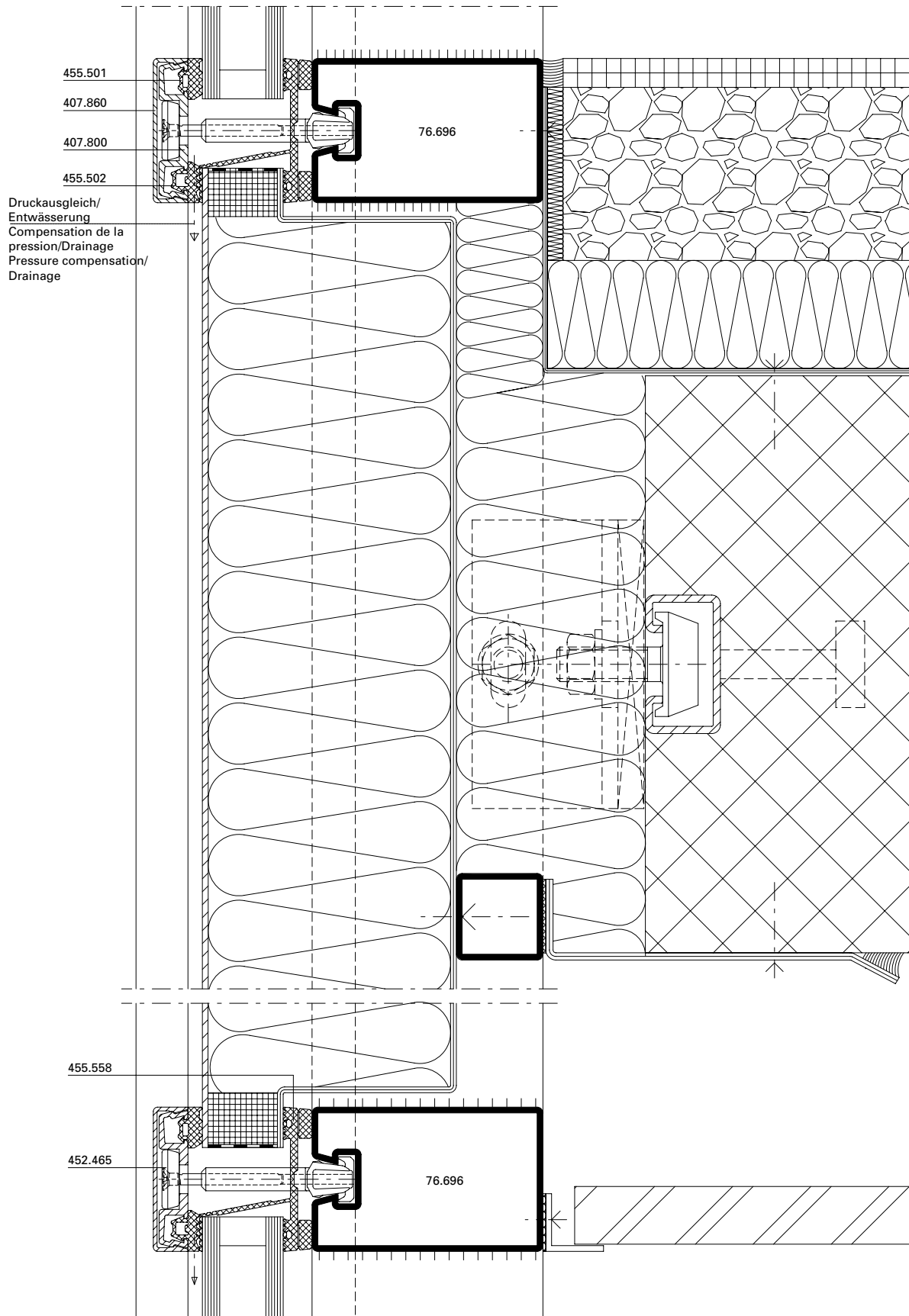
DXF DWG

D-510-A-009



DXF DWG

D-510-A-010

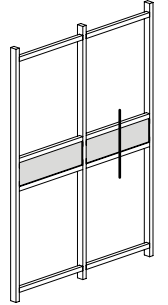
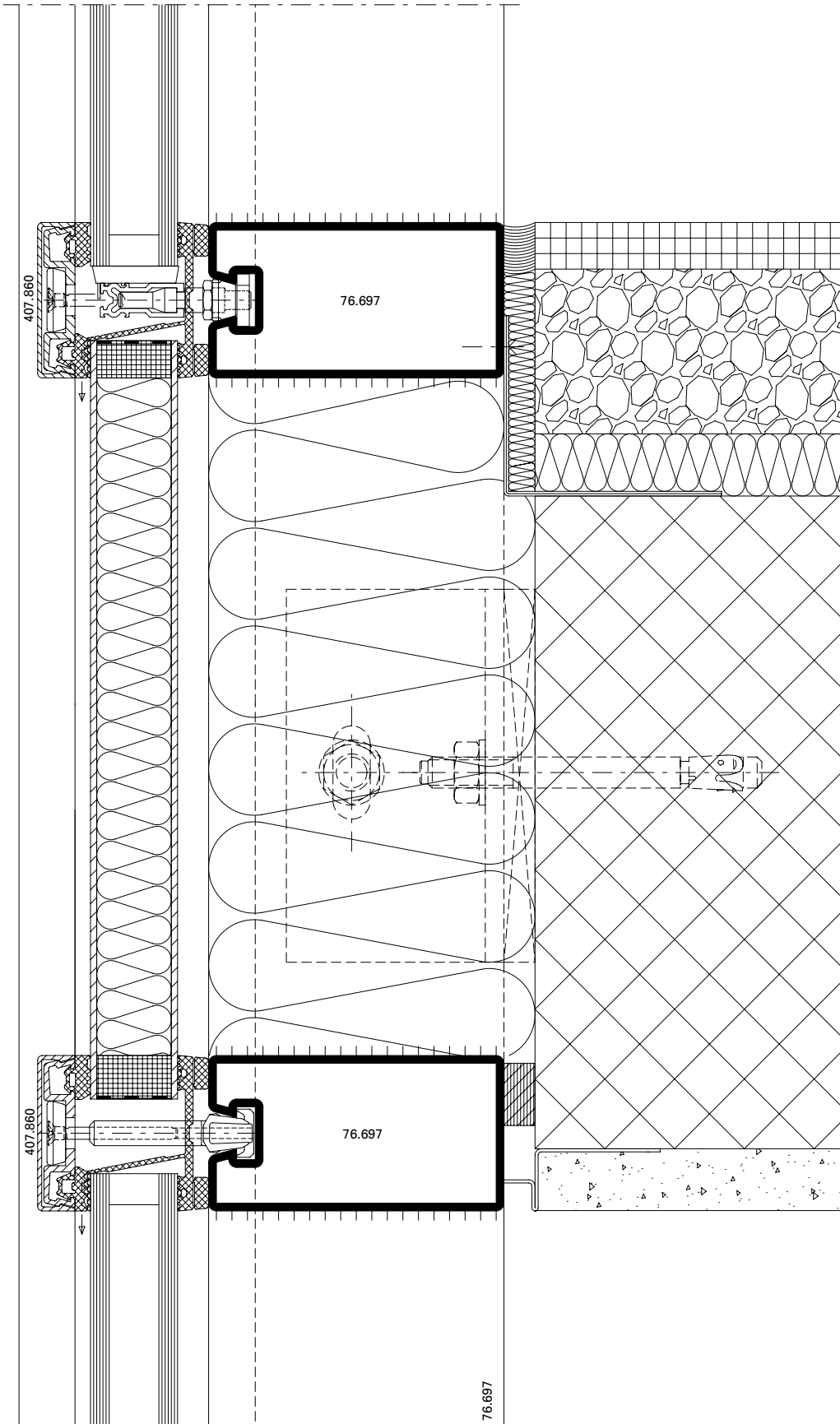


DXF DWG

D-510-A-011

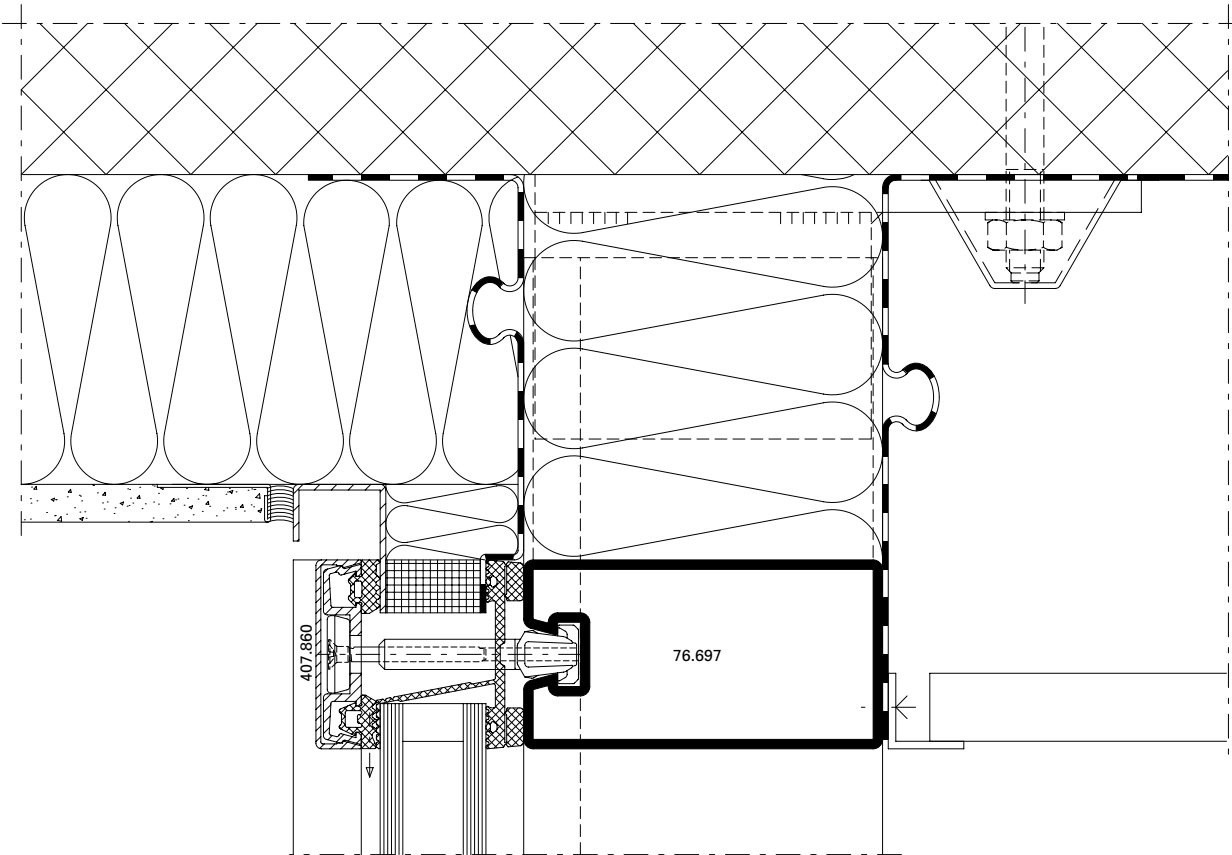
Anschlüsse am Bau im Masstab 1:2
Raccords au mur à l'échelle 1:2
Attachment to structure on scale 1:2

VISS Fassade
VISS façade
VISS façade



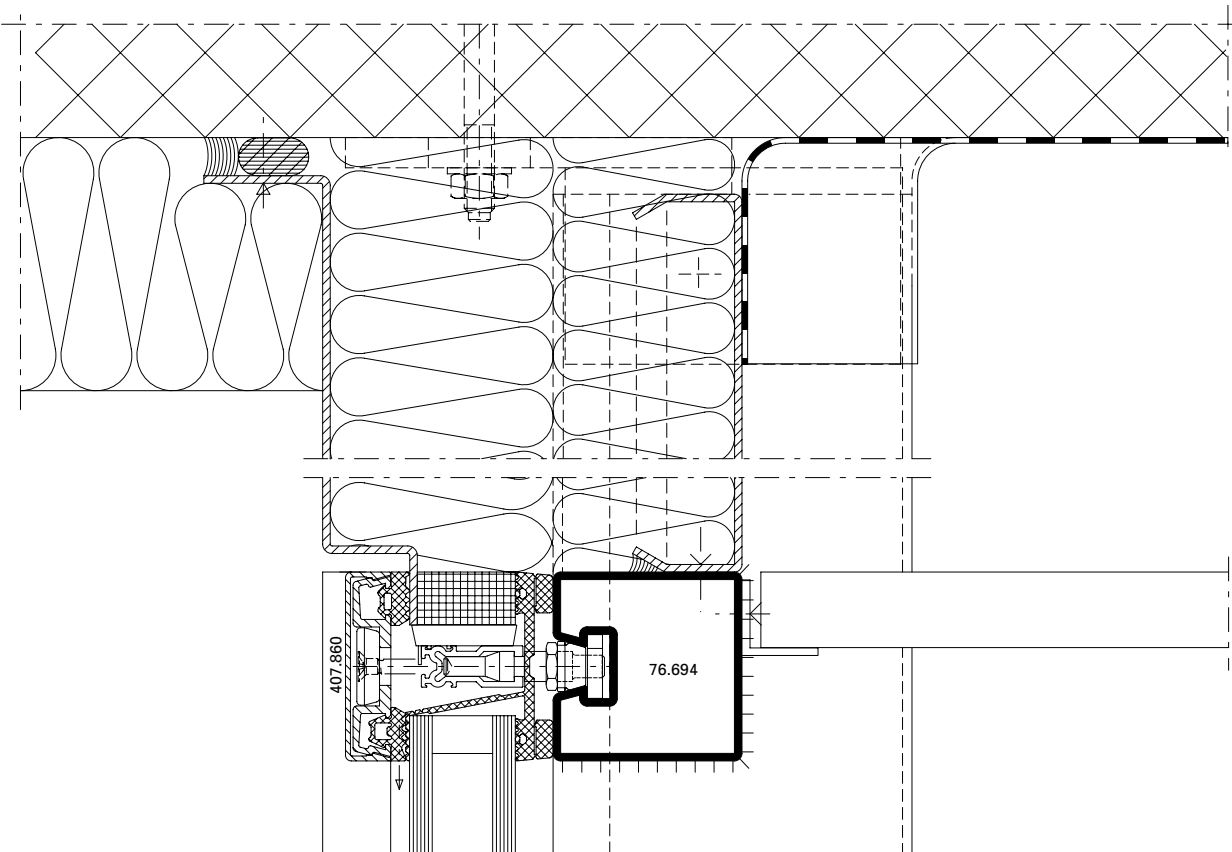
DXF DWG

D-510-A-012



DXF **DWG**

D-510-A-013

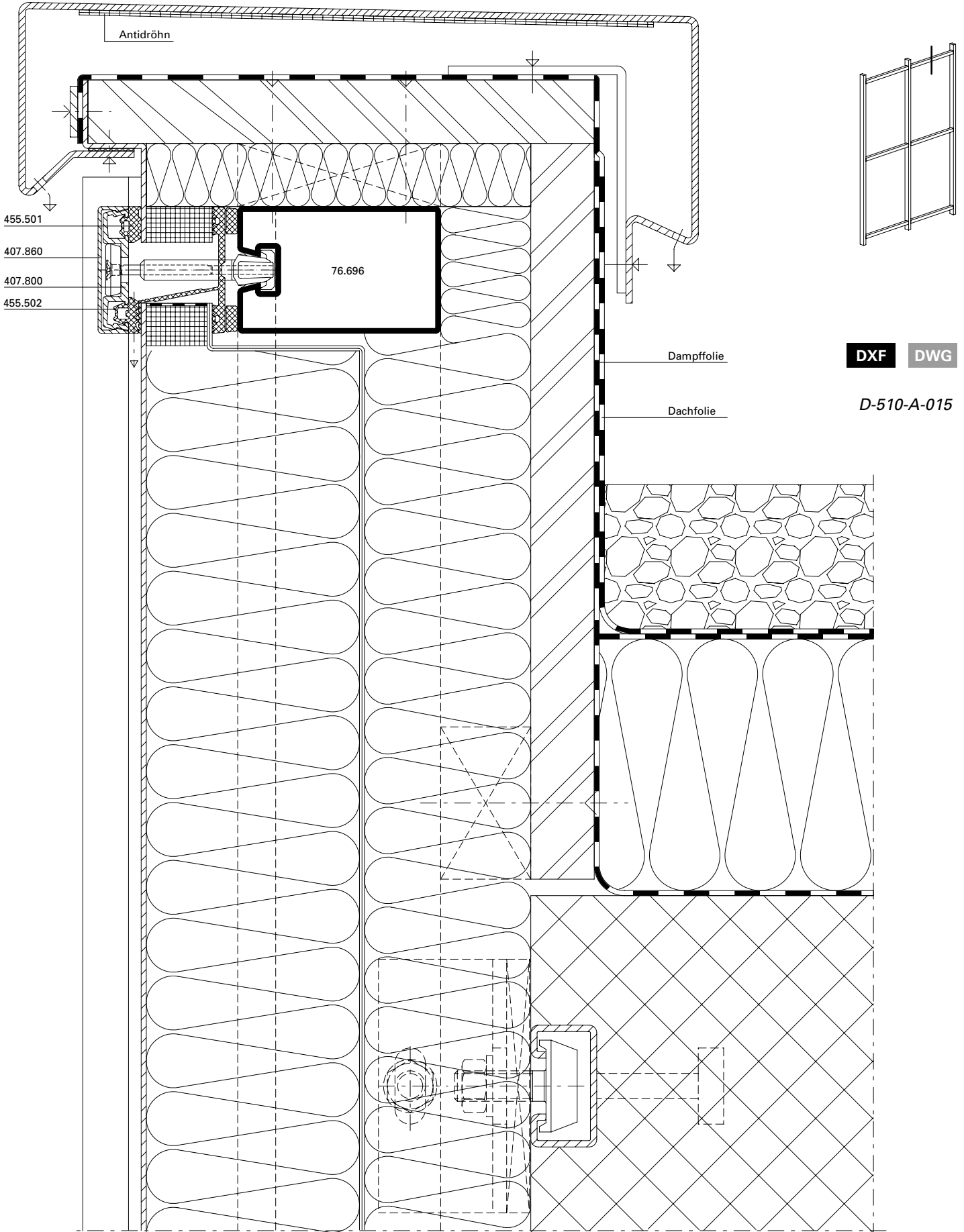


DXF **DWG**

D-510-A-014

Anschlüsse am Bau im Massstab 1:2
Raccords au mur à l'échelle 1:2
Attachment to structure on scale 1:2

VISS Fassade
VISS façade
VISS façade



System-Hinweise

Remarques concernant les systèmes

System instructions

VISS Fassade

VISS façade

VISS façade

**VISS HI 50 mm
mit Dämmprofil**







U_f-Werte nach EN 10077-2

**VISS HI 50 mm
avec gaine isolante**

Valeurs U_f selon EN 10077-2

**VISS HI 50 mm
with insulating core**

U_f values according to 10077-2

						
Glas Verre Glass	Pfosten 50/50 Montant 50/50 Mullion 50/50	Pfosten 50/120 Montant 50/129 Mullion 50/120	Pfosten 50/140 Montant 50/140 Mullion 50/140	Riegel 50/50 Traverse 50/50 Transom 50/50	Riegel 50/120 Traverse 50/120 Transom 50/120	Riegel 50/140 Traverse 50/140 Transom 50/140
30 mm	0,94 W/m²K	0,96 W/m²K	0,97 W/m²K	1,0 W/m²K	1,0 W/m²K	1,0 W/m²K
40 mm	0,77 W/m²K	0,79 W/m²K	0,79 W/m²K	0,85 W/m²K	0,86 W/m²K	0,86 W/m²K
50 mm	0,64 W/m²K	0,65 W/m²K	0,65 W/m²K	0,73 W/m²K	0,74 W/m²K	0,74 W/m²K
60 mm	0,58 W/m²K	0,59 W/m²K	0,59 W/m²K	0,65 W/m²K	0,66 W/m²K	0,66 W/m²K
70 mm	0,53 W/m²K	0,53 W/m²K	0,53 W/m²K	0,60 W/m²K	0,60 W/m²K	0,60 W/m²K

Der Einfluss der Schrauben-
befestigung in Höhe von 0.14 W/m²K
ist berücksichtigt.

L'influence de la fixation à vis de
0.14 W/m²K est prise en compte.

The 0.14 W/m²K influence of the
screw fixing is taken into account.

System-Hinweise

Remarques concernant les systèmes

System instructions

VISS Fassade

VISS façade

VISS façade

**VISS HI 60 mm
mit Dämmprofil**







U_f-Werte nach EN 10077-2

**VISS HI 60 mm
avec gaine isolante**

Valeurs U_f selon EN 10077-2

**VISS HI 60 mm
with insulating core**

U_f values according to 10077-2

						
Glas Verre Glass	Pfofen 60/50 Montant 60/50 Mullion 60/50	Pfofen 60/100 Montant 60/100 Mullion 60/100	Pfofen 60/150 Montant 60/150 Mullion 60/150	Riegel 60/50 Traverse 60/50 Transom 60/50	Riegel 60/100 Traverse 60/100 Transom 60/100	Riegel 60/150 Traverse 60/150 Transom 60/150
30 mm	0,92 W/m²K	0,94 W/m²K	0,95 W/m²K	0,97 W/m²K	0,98 W/m²K	0,99 W/m²K
40 mm	0,75 W/m²K	0,76 W/m²K	0,76 W/m²K	0,82 W/m²K	0,84 W/m²K	0,84 W/m²K
50 mm	0,62 W/m²K	0,63 W/m²K	0,63 W/m²K	0,70 W/m²K	0,71 W/m²K	0,72 W/m²K
60 mm	0,55 W/m²K	0,56 W/m²K	0,56 W/m²K	0,63 W/m²K	0,64 W/m²K	0,64 W/m²K
70 mm	0,50 W/m²K	0,50 W/m²K	0,51 W/m²K	0,58 W/m²K	0,59 W/m²K	0,59 W/m²K

	76.140	76.141	76.142	76.140	76.141	76.142
Glas Verre Glass	Pfofen 60/180 Montant 60/180 Mullion 60/180	Pfofen 60/220 Montant 60/220 Mullion 60/220	Pfofen 60/280 Montant 60/280 Mullion 60/280	Riegel 60/180 Traverse 60/180 Transom 60/180	Riegel 60/220 Traverse 60/220 Transom 60/220	Riegel 60/280 Traverse 60/280 Transom 60/280
50 mm	0,63 W/m²K	0,64 W/m²K	0,64 W/m²K	0,72 W/m²K	0,72 W/m²K	0,72 W/m²K
70 mm	0,51 W/m²K	0,51 W/m²K	0,51 W/m²K	0,59 W/m²K	0,59 W/m²K	0,59 W/m²K

Der Einfluss der Schraubenbefestigung in Höhe von 0.14 W/m²K ist berücksichtigt.

L'influence de la fixation à vis de 0.14 W/m²K est prise en compte.

The 0.14 W/m²K influence of the screw fixing is taken into account.

System-Hinweise

Remarques concernant les systèmes

System instructions

VISS Fassade

VISS façade

VISS façade

VISS HI 50 mm
mit Dämmprofil
Flaches Deckprofil






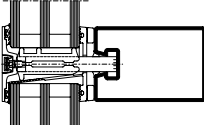
U_f-Werte nach EN 10077-2

VISS HI 50 mm
avec gaine isolante
Profilé de recouvrement plat

Valeurs U_f selon EN 10077-2

VISS HI 50 mm
with insulating core
Flat cover cap

U_f values according to 10077-2

						
Glas Verre Glass	Pfosten 50/50 Montant 50/50 Mullion 50/50	Pfosten 50/95 Montant 50/95 Mullion 50/95	Pfosten 50/140 Montant 50/140 Mullion 50/140	Riegel 50/50 Traverse 50/50 Transom 50/50	Riegel 50/95 Traverse 50/95 Transom 50/95	Riegel 50/140 Traverse 50/140 Transom 50/140
30 mm						
40 mm	0,84 W/m²K	0,87 W/m²K	0,86 W/m²K	0,92 W/m²K	0,94 W/m²K	0,94 W/m²K
50 mm	0,69 W/m²K	0,70 W/m²K	0,71 W/m²K	0,79 W/m²K	0,80 W/m²K	0,80 W/m²K
60 mm	0,62 W/m²K	0,63 W/m²K	0,63 W/m²K	0,69 W/m²K	0,70 W/m²K	0,70 W/m²K
70 mm	0,55 W/m²K	0,56 W/m²K	0,56 W/m²K	0,63 W/m²K	0,63 W/m²K	0,63 W/m²K

Der Einfluss der Schrauben-
befestigung in Höhe von 0.14 W/m²K
ist berücksichtigt.

L'influence de la fixation à vis de
0.14 W/m²K est prise en compte.

The 0.14 W/m²K influence of the
screw fixing is taken into account.

System-Hinweise

Remarques concernant les systèmes

System instructions

VISS Fassade

VISS façade

VISS façade

**VISS HI 60 mm
mit Dämmprofil
Flaches Deckprofil**




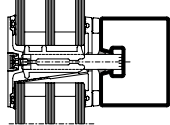


U_f-Werte nach EN 10077-2

**VISS HI 60 mm
avec gaine isolante
Profilé de recouvrement plat**

Valeurs U_f selon EN 10077-2

**VISS HI 60 mm
with insulating core
Flat cover cap**

U_f values according to 10077-2

						
Glas Verre Glass	Pfosten 60/50 Montant 60/50 Mullion 60/50	Pfosten 60/100 Montant 60/100 Mullion 60/100	Pfosten 60/150 Montant 60/150 Mullion 60/150	Riegel 60/50 Traverse 60/50 Transom 60/50	Riegel 60/100 Traverse 60/100 Transom 60/100	Riegel 60/150 Traverse 60/150 Transom 60/150
30 mm						
40 mm	0,81 W/m²K	0,82 W/m²K	0,83 W/m²K	0,88 W/m²K	0,90 W/m²K	0,90 W/m²K
50 mm	0,67 W/m²K	0,68 W/m²K	0,69 W/m²K	0,76 W/m²K	0,77 W/m²K	0,78 W/m²K
60 mm	0,59 W/m²K	0,60 W/m²K	0,60 W/m²K	0,67 W/m²K	0,68 W/m²K	0,69 W/m²K
70 mm	0,52 W/m²K	0,53 W/m²K	0,53 W/m²K	0,61 W/m²K	0,61 W/m²K	0,62 W/m²K

Glas Verre Glass	76.140 Pfosten 60/180 Montant 60/180 Mullion 60/180	76.141 Pfosten 60/220 Montant 60/220 Mullion 60/220	76.142 Pfosten 60/280 Montant 60/280 Mullion 60/280	76.140 Riegel 60/180 Traverse 60/180 Transom 60/180	76.141 Riegel 60/220 Traverse 60/220 Transom 60/220	76.142 Riegel 60/280 Traverse 60/280 Transom 60/280
50 mm	0,69 W/m²K	0,69 W/m²K	0,69 W/m²K	0,78 W/m²K	0,78 W/m²K	0,78 W/m²K
70 mm	0,53 W/m²K	0,53 W/m²K	0,53 W/m²K	0,62 W/m²K	0,62 W/m²K	0,62 W/m²K

**Der Einfluss der Schrauben-
befestigung in Höhe von 0.14 W/m²K
ist berücksichtigt.**

**L'influence de la fixation à vis de
0.14 W/m²K est prise en compte.**

**The 0.14 W/m²K influence of the
screw fixing is taken into account.**

System-Hinweise

Remarques concernant les systèmes

System instructions

VISS Fassade

VISS façade

VISS façade

VISS 50 mm

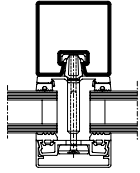
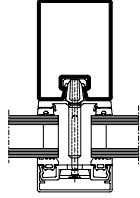
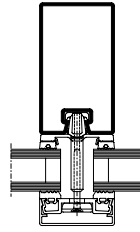

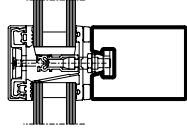
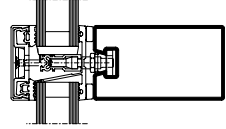
U_f-Werte nach EN 10077-2

VISS 50 mm

Valeurs U_f selon EN 10077-2

VISS 50 mm

U_f values according to 10077-2

						
Glas Verre Glass	Pfosten 50/50 Montant 50/50 Mullion 50/50	Pfosten 50/95 Montant 50/95 Mullion 50/95	Pfosten 50/140 Montant 50/140 Mullion 50/140	Riegel 50/50 Traverse 50/50 Transom 50/50	Riegel 50/95 Traverse 50/95 Transom 50/95	Riegel 50/140 Traverse 50/140 Transom 50/140
20 mm	1,7 W/m ² K	1,8 W/m ² K	1,7 W/m ² K	1,5 W/m ² K	1,5 W/m ² K	1,5 W/m ² K
30 mm	1,5 W/m ² K	1,6 W/m ² K	1,6 W/m ² K	1,3 W/m ² K	1,4 W/m ² K	1,4 W/m ² K
40 mm	1,4 W/m ² K	1,5 W/m ² K	1,5 W/m ² K	1,3 W/m ² K	1,3 W/m ² K	1,3 W/m ² K
50 mm	1,4 W/m ² K	1,4 W/m ² K	1,4 W/m ² K	1,2 W/m ² K	1,2 W/m ² K	1,2 W/m ² K
60 mm	1,3 W/m ² K	1,4 W/m ² K	1,4 W/m ² K	1,2 W/m ² K	1,2 W/m ² K	1,2 W/m ² K
70 mm	1,3 W/m ² K	1,3 W/m ² K	1,3 W/m ² K	1,2 W/m ² K	1,2 W/m ² K	1,2 W/m ² K

Der Einfluss der Schraubenbefestigung in Höhe von 0.14 W/m²K ist berücksichtigt.

L'influence de la fixation à vis de 0.14 W/m²K est prise en compte.

The 0.14 W/m²K influence of the screw fixing is taken into account.

System-Hinweise

Remarques concernant les systèmes

System instructions

VISS Fassade

VISS façade

VISS façade

VISS 60 mm

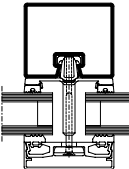
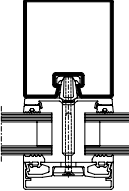
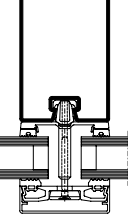
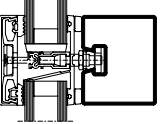
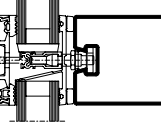
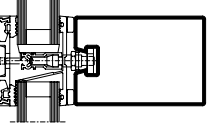
U_f-Werte nach EN 10077-2

VISS 60 mm

Valeurs U_f selon EN 10077-2

VISS 60 mm

U_f values according to 10077-2

						
Glas Verre Glass	Pfosten 60/50 Montant 60/50 Mullion 60/50	Pfosten 60/100 Montant 60/100 Mullion 60/100	Pfosten 60/150 Montant 60/150 Mullion 60/150	Riegel 60/50 Traverse 60/50 Transom 60/50	Riegel 60/100 Traverse 60/100 Transom 60/100	Riegel 60/150 Traverse 60/150 Transom 60/150
20 mm	1,6 W/m ² K	1,7 W/m ² K	1,6 W/m ² K	1,4 W/m ² K	1,4 W/m ² K	1,5 W/m ² K
30 mm	1,4 W/m ² K	1,5 W/m ² K	1,4 W/m ² K	1,2 W/m ² K	1,3 W/m ² K	1,3 W/m ² K
40 mm	1,3 W/m ² K	1,3 W/m ² K	1,3 W/m ² K	1,1 W/m ² K	1,2 W/m ² K	1,2 W/m ² K
50 mm	1,2 W/m ² K	1,2 W/m ² K	1,2 W/m ² K	1,1 W/m ² K	1,1 W/m ² K	1,1 W/m ² K
60 mm	1,1 W/m ² K	1,2 W/m ² K	1,1 W/m ² K	1,0 W/m ² K	1,1 W/m ² K	1,1 W/m ² K
70 mm	1,1 W/m ² K	1,1 W/m ² K	1,1 W/m ² K	1,0 W/m ² K	1,0 W/m ² K	1,0 W/m ² K

	76.140 Pfosten 60/180 Montant 60/180 Mullion 60/180	76.141 Pfosten 60/220 Montant 60/220 Mullion 60/220	76.142 Pfosten 60/280 Montant 60/280 Mullion 60/280	76.140 Riegel 60/180 Traverse 60/180 Transom 60/180	76.141 Riegel 60/220 Traverse 60/220 Transom 60/220	76.142 Riegel 60/280 Traverse 60/280 Transom 60/280
50 mm	1,3 W/m ² K	1,3 W/m ² K	1,3 W/m ² K	1,1 W/m ² K	1,1 W/m ² K	1,1 W/m ² K
70 mm	1,1 W/m ² K	1,1 W/m ² K	1,1 W/m ² K	1,0 W/m ² K	1,0 W/m ² K	1,0 W/m ² K

Der Einfluss der Schraubenbefestigung in Höhe von 0.14 W/m²K ist berücksichtigt.

L'influence de la fixation à vis de 0.14 W/m²K est prise en compte.

The 0.14 W/m²K influence of the screw fixing is taken into account.

System-Hinweise

Remarques concernant les systèmes

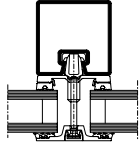
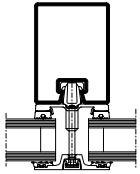

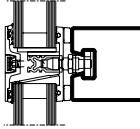
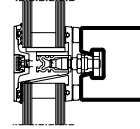
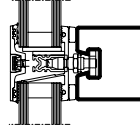
System instructions

VISS Fassade

VISS façade

VISS façade

VISS 50 mm
Flaches DeckprofilU_f-Werte nach EN 10077-2**VISS 50 mm**
Profilé de recouvrement platValeurs U_f selon EN 10077-2**VISS 50 mm**
Flat cover capU_f values according to 10077-2

						
Glas Verre Glass	Pfosten 50/50 Montant 50/50 Mullion 50/50	Pfosten 50/95 Montant 50/95 Mullion 50/95	Pfosten 50/140 Montant 50/140 Mullion 50/140	Riegel 50/50 Traverse 50/50 Transom 50/50	Riegel 50/95 Traverse 50/95 Transom 50/95	Riegel 50/140 Traverse 50/140 Transom 50/140
20 mm	1,9 W/m ² K	2,0 W/m ² K	2,0 W/m ² K	1,6 W/m ² K	1,7 W/m ² K	1,7 W/m ² K
30 mm	1,7 W/m ² K	1,7 W/m ² K	1,7 W/m ² K	1,4 W/m ² K	1,5 W/m ² K	1,5 W/m ² K
40 mm	1,5 W/m ² K	1,6 W/m ² K	1,6 W/m ² K	1,3 W/m ² K	1,4 W/m ² K	1,4 W/m ² K
50 mm	1,4 W/m ² K	1,5 W/m ² K	1,5 W/m ² K	1,3 W/m ² K	1,3 W/m ² K	1,3 W/m ² K
60 mm	1,4 W/m ² K	1,4 W/m ² K	1,4 W/m ² K	1,2 W/m ² K	1,3 W/m ² K	1,3 W/m ² K
70 mm	1,3 W/m ² K	1,3 W/m ² K	1,3 W/m ² K	1,2 W/m ² K	1,2 W/m ² K	1,2 W/m ² K

Der Einfluss der Schrauben-
befestigung in Höhe von 0.14 W/m²K
ist berücksichtigt.

L'influence de la fixation à vis de
0.14 W/m²K est prise en compte.

The 0.14 W/m²K influence of the
screw fixing is taken into account.

System-Hinweise

Remarques concernant les systèmes

System instructions

VISS Fassade

VISS façade

VISS façade

**VISS 60 mm
Flaches Deckprofil**







U_f-Werte nach EN 10077-2

**VISS 60 mm
Profilé de recouvrement plat**

Valeurs U_f selon EN 10077-2

**VISS 60 mm
Flat cover cap**

U_f values according to 10077-2

						
Glas Verre Glass	Pfosten 60/50 Montant 60/50 Mullion 60/50	Pfosten 60/100 Montant 60/100 Mullion 60/100	Pfosten 60/150 Montant 60/150 Mullion 60/150	Riegel 60/50 Traverse 60/50 Transom 60/50	Riegel 60/100 Traverse 60/100 Transom 60/100	Riegel 60/150 Traverse 60/150 Transom 60/150
20 mm	1,7 W/m ² K	1,8 W/m ² K	1,8 W/m ² K	1,5 W/m ² K	1,6 W/m ² K	1,6 W/m ² K
30 mm	1,5 W/m ² K	1,5 W/m ² K	1,6 W/m ² K	1,3 W/m ² K	1,3 W/m ² K	1,4 W/m ² K
40 mm	1,3 W/m ² K	1,4 W/m ² K	1,4 W/m ² K	1,2 W/m ² K	1,2 W/m ² K	1,2 W/m ² K
50 mm	1,2 W/m ² K	1,3 W/m ² K	1,3 W/m ² K	1,1 W/m ² K	1,2 W/m ² K	1,2 W/m ² K
60 mm	1,2 W/m ² K	1,2 W/m ² K	1,2 W/m ² K	1,1 W/m ² K	1,1 W/m ² K	1,1 W/m ² K
70 mm	1,1 W/m ² K	1,1 W/m ² K	1,2 W/m ² K	1,1 W/m ² K	1,1 W/m ² K	1,1 W/m ² K

	76.140 Pfosten 60/180 Montant 60/180 Mullion 60/180	76.141 Pfosten 60/220 Montant 60/220 Mullion 60/220	76.142 Pfosten 60/280 Montant 60/280 Mullion 60/280	76.140 Riegel 60/180 Traverse 60/180 Transom 60/180	76.141 Riegel 60/220 Traverse 60/220 Transom 60/220	76.142 Riegel 60/280 Traverse 60/280 Transom 60/280
50 mm	1,3 W/m ² K	1,3 W/m ² K	1,3 W/m ² K	1,2 W/m ² K	1,2 W/m ² K	1,2 W/m ² K
70 mm	1,2 W/m ² K	1,2 W/m ² K	1,2 W/m ² K	1,1 W/m ² K	1,1 W/m ² K	1,1 W/m ² K

Der Einfluss der Schraubenbefestigung in Höhe von 0.14 W/m²K ist berücksichtigt.



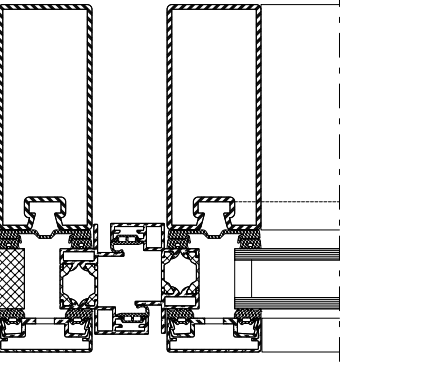
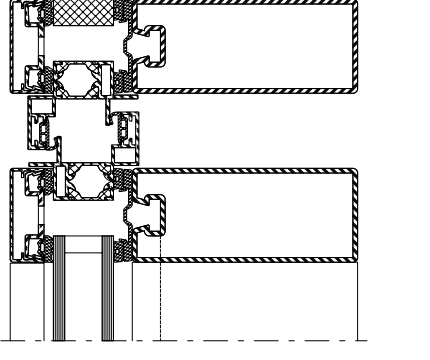
L'influence de la fixation à vis de 0.14 W/m²K est prise en compte.

The 0.14 W/m²K influence of the screw fixing is taken into account.

U_f-Werte
 (nach EN ISO 10077-2:2018-01)

Valeurs U_f
 (selon EN ISO 10077-2:2018-01)

U_f values
 (according to EN ISO 10077-2:2018-01)

	Füllelementstärken Elements de remplissages Infill elements			
	≥ 27 mm	≥ 32 mm	≥ 37 mm	≥ 42 mm
	2.9 W/m ² K	2.6 W/m ² K	2.5 W/m ² K	2.4 W/m ² K
	2.9 W/m ² K	2.5 W/m ² K	2.4 W/m ² K	2.3 W/m ² K
	2.6 W/m ² K	2.4 W/m ² K	2.3 W/m ² K	2.2 W/m ² K

System-Hinweise

Remarques concernant les systèmes

System instructions

VISS Fassade


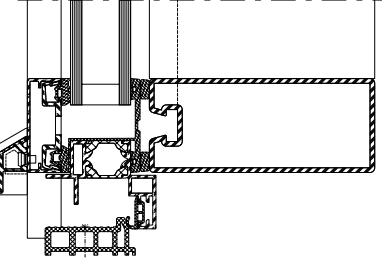
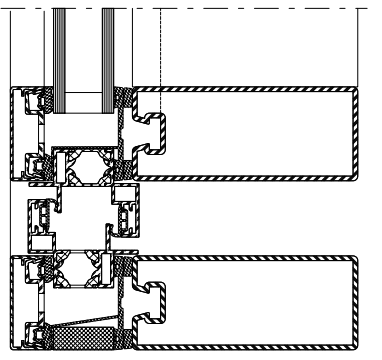
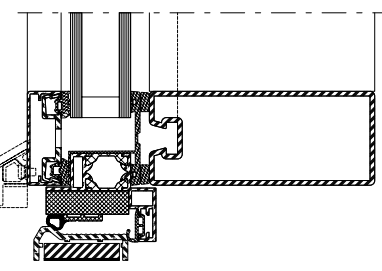
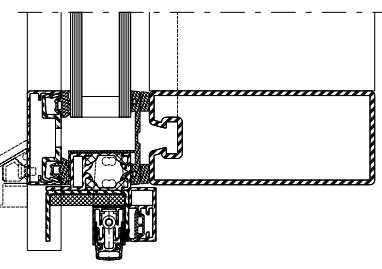
VISS façade

VISS façade

U_f-Werte
(nach EN ISO 10077-2:2018-01)

Valeurs U_f
(selon EN ISO 10077-2:2018-01)

U_f values
(according to EN ISO 10077-2:2018-01)

	Füllelementstärken Elements de remplissages Infill elements			
	≥ 27 mm	≥ 32 mm	≥ 37 mm	≥ 42 mm
	3.1 W/m ² K	2.9 W/m ² K	2.8 W/m ² K	2.7 W/m ² K
	2.9 W/m ² K	2.6 W/m ² K	2.5 W/m ² K	2.5 W/m ² K
	2.0 W/m ² K	2.1 W/m ² K	2.1 W/m ² K	2.0 W/m ² K
	3.0 W/m ² K	3.0 W/m ² K	3.0 W/m ² K	3.0 W/m ² K

VISS Fassade
VISS façade
VISS façade

Inhaltsverzeichnis

Sommaire

Content

VISS Fassade

VISS façade

VISS façade

Systemübersicht

Merkmale
Zulassungen
Systemausführungen

Sommaire du système

Caractéristiques
Homologations
Exécutions de système

Summary of system

Characteristics
Authorisations
System versions

2

Profilsortiment

Profile 50 und 60 mm
Deckprofile 50 und 60 mm

Assortiment de profilé

Profilés 50 et 60 mm
Profilés de recouvrement 50 et 60 mm

Range of profiles

Profiles 50 and 60 mm
Cover sections 50 and 60 mm

11

Konstruktions-Hinweise

Schnittpunkte
Konstruktionsdetails
Anschlüsse am Bau
System-Hinweise

Indications du construction

Coupes de détails
Détails de construction
Raccords au mur
Remarques concernant les systèmes

Construction instructions

Section details
Construction details
Attachment to structure
System instructions

19

Merkmale

Caractéristiques

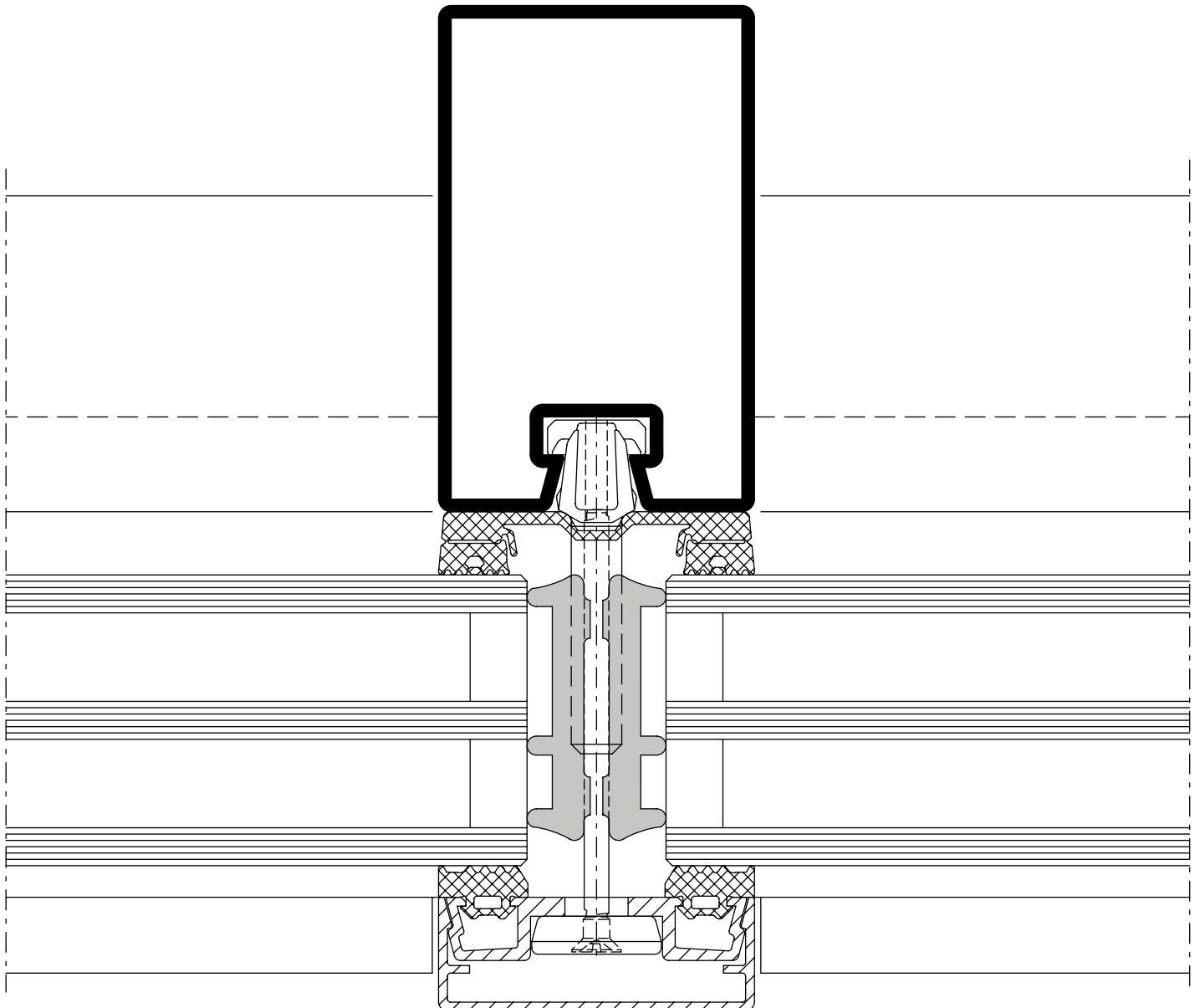
Characteristics

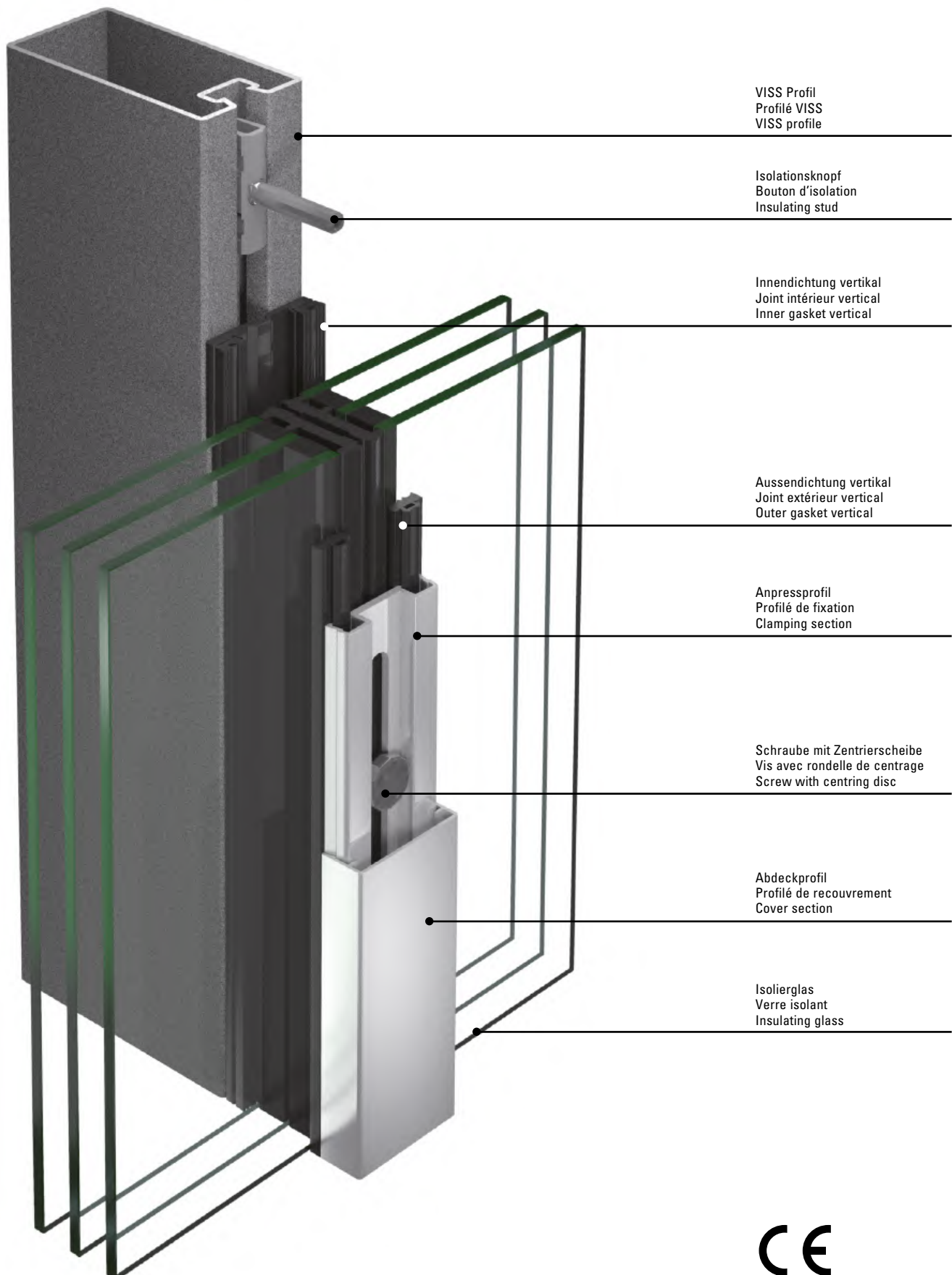
VISS Fassade












VISS façade

VISS façade

- CE-Kennzeichnung nach EN 13830 oder EN 14351-1
 - U_{CW} eingebaut Werte bis 0.73 W/m²K
 - U_f Werte bis 0.65 W/m²K
 - Ansichtsbreiten 50 und 60 mm
 - Füllelementstärken 6 bis 70 mm
 - Füllelementgewichte bis 1800 kg
Flügelgewichte bis 550 kg
 - Kombinierbar mit der Aufsatzkonstruktion VISS Basic, der Brandschutzlösung VISS Fire und der Einbruchhemmenden Variante VISS RC
- Marquage CE selon EN 13830 ou EN 14351-1
 - Valeurs U_{CW} (monté) jusqu'à 0.73 W/m²K
 - Valeurs U_f jusqu'à 0.65 W/m²K
 - Largeurs de face 50 et 60 mm
 - Éléments de remplissage de 6 à 70 mm d'épaisseur
 - Poids de remplissage jusqu'à 1800 kg
Poids du vantail jusqu'à 550 kg
 - Combinable avec la construction rapportée VISS Basic, la protection incendie VISS Fire et la variante anti-effraction VISS RC
- CE marking in accordance with EN 13830 or EN 14351-1
 - U_{CW} installed values to 0.73 W/m²K
 - U_f values to 0.65 W/m²K
 - 50 and 60 mm face widths
 - Infill panel thicknesses of 6 to 70 mm
 - Infill unit weights up to 1800 kg
Leaf weight up to 550 kg
 - Can be combined with the VISS Basic add-on construction, the VISS Fire fire protection solution and the VISS RC burglar-resistant version





	Prüfungen (Prüfnorm) Essais (Norme d'essai) Tests (Test standard)	Klassifizierungs-Norm Norme de classification Classification standard	Werte Valeurs Values
	Schlagregendichtheit (EN 12155) Etanchéité à la pluie battante (EN 12155) Watertightness (EN 12155)	EN 12154	RE 1200
	Widerstand bei Windlast (EN 12179) Résistance à la pression du vent (EN 12179) Resistance to wind load (EN 12179)	EN 13116	Bemessungslast 2 kN/m ² Charge de calcul 2 kN/m ² Designed load 2 kN/m ²
	Luftdurchlässigkeit (EN 12153) Perméabilité à l'air (EN 12153) Air permeability (EN 12153)	EN 12152	Klasse AE Classe AE Class AE
	Wärmedurchgangskoeffizient (EN 13947) Transmission thermique (EN 13947) Thermal transmittance (EN 13947)	EN ISO 10077-2	ab $U_f > 0.65 \text{ W/m}^2\text{K}$ dès $U_f > 0.65 \text{ W/m}^2\text{K}$ from $U_f > 0.65 \text{ W/m}^2\text{K}$
	Schallschutz (EN ISO 140-3) Isolation phonique (EN ISO 140-3) Sound insulation (EN ISO 140-3)	EN ISO 717-1	R_w 47 dB (-1; -5) (C, Ctr)
	Einbruchhemmung Anti-effraction Burglar resistance	prEN 1627	RC2 / RC3 / RC4
	Durchschusshemmung (EN 1523) Résistance aux balles (EN 1523) Bullet proofing (EN 1523)	EN 1522	FB4 NS
	Stossfestigkeit Résistance au chocs Impact strength	EN 14019	Klasse E5 / I5 Classe E5 / I5 Class E5 / I5
	Brandverhalten Réaction au feu Reaction to fire	EN 13501-1	Klasse B Classe B Class B
	Längsschalldämmung Isolation acoustique longitudinale Insulation against flanking transmission	prEN ISO 10848-2 (4/2004)	vertikal 62 dB horizontal 59 dB
	Technische Regeln für die Verwendung von absturzsichernden Verglasungen Règlement technique pour la sécurité anti-chute des vitrages The technical regulations for protecting glazing against falling out	DIN 180008-4	Kategorie A Catégorie A Category A

Avis Technique (Frankreich)
Fassade VISS TV 1S
Zulassung Nr. 02/12-1501,
C.S.T.B. Marne la Vallée/FR

Avis Technique (France)
Façade VISS TV 1S
Autorisation no 02/12-1501,
C.S.T.B. Marne la Vallée/FR

Avis Technique (France)
Façade VISS TV 1S
Autorisation nr. 02/12-1501,
C.S.T.B. Marne la Vallée/FR

Klemmverbindung (Deutschland)
AbZ Z-14.4-459 (Isolationsknöpfe)

Jonction par serrage (Allemagne)
AbZ Z-14.4-459 (bouton d'isolation)

Clamp connection (Germany)
AbZ Z-14.4-459 (insulation studs)

CWCT-Test
Die Fassade wurde nach den
Anforderungen des CWCT geprüft.

Test CWCT
La façade a été contrôlée suivant les
exigences du CWCT.

CWCT test
The facades were certified in compliance
with the requirements of the CWCT.

Luftdurchlässigkeit/
Wasserdichtheit: PASS
Zulässige Windlast 2400 Pa
Sicherheitslast 3600 Pa

Perméabilité à l'air/
Étanchéité à l'eau: PASS
Charge du vent admissible 2400 Pa
Charge de sécurité 3600 Pa

Air permeability/
Watertightness: PASS
Permissible wind load 2400 Pa
Security load 3600 Pa

Passivhaus-Zertifikat

Certificat maison passive

Passive house certificate

ZERTIFIKAT
Zertifizierte Passivhaus-Komponente
Komponenten-ID 0157cw03 gültig bis 31. Dezember 2020

Passivhaus Institut
Dr. Wolfgang Feist
64283 Darmstadt
Deutschland

QR Code

Kategorie: **Pfosten-Riegel-Fassade**
Hersteller: **Jansen AG,
Oberriet SG,
Schweiz (Confederatio Helvetica)**
Produktname: **VISS HI**

Folgende Kriterien für die kühl-gemäßigte Klimazone wurden geprüft

Behaglichkeit $U_{\text{COP}} = 0.80 \leq 0.80 \text{ W/(m}^2\text{K)}$
 $U_{\text{COP,max,heat}} \leq 0.85 \text{ W/(m}^2\text{K)}$
mit $U_g = 0.70 \text{ W/(m}^2\text{K)}$

Hygiene $f_{\text{Red,0.25}} \geq 0.70$

kühl-gemäßigtes Klima
phA

**ZERTIFIZIERTE
KOMponente**
Passive House Institute

Passivhaus Effizienzklasse: phE phD phC phB phA

www.passivhaus.com

CERTIFICATE
Certified Passive House Component
Component-ID 0157cw03 valid until 31st December 2020

Passive House Institute
Dr. Wolfgang Feist
64283 Darmstadt
Germany

QR Code

Category: **Curtain Wall**
Manufacturer: **Jansen AG,
Oberriet SG,
Switzerland**
Product name: **VISS HI**

This certificate was awarded based on the following criteria for the cool, temperate climate zone

Comfort $U_{\text{COP}} = 0.80 \leq 0.80 \text{ W/(m}^2\text{K)}$
 $U_{\text{COP,max,heat}} \leq 0.85 \text{ W/(m}^2\text{K)}$
with $U_g = 0.70 \text{ W/(m}^2\text{K)}$

Hygiene $f_{\text{Red,0.25}} \geq 0.70$

cool, temperate climate
phA

**CERTIFIED
COMPONENT**
Passive House Institute

Passive House efficiency class: phE phD phC phB phA

www.passivehouse.com

CERTIFICATE
Certified Passive House Component
Component-ID 0157cw03 valid until 31st December 2020

Passive House Institute
Dr. Wolfgang Feist
64283 Darmstadt
Germany

QR Code

Category: **Curtain Wall**
Manufacturer: **Jansen AG,
Oberriet SG,
Switzerland**
Product name: **VISS HI**

This certificate was awarded based on the following criteria for the cool, temperate climate zone

Comfort $U_{\text{COP}} = 0.80 \leq 0.80 \text{ W/(m}^2\text{K)}$
 $U_{\text{COP,max,heat}} \leq 0.85 \text{ W/(m}^2\text{K)}$
with $U_g = 0.70 \text{ W/(m}^2\text{K)}$


Hygiene $f_{\text{Red,0.25}} \geq 0.70$

cool, temperate climate
phA

**CERTIFIED
COMPONENT**
Passive House Institute

Passive House efficiency class: phE phD phC phB phA

www.passivehouse.com



VISS RC


- Ansichtsbreiten 50 mm und 60 mm
- Keine sichtbare Einbruchhemmung ist erkennbar
- RC Lösung kann im VISS Standard und VISS Basic angewendet werden
- Kombination der beiden Systeme mit RC ebenfalls möglich
- Einbruch- und Ausbruchhemmung nach EN 1627
- VISS RC Versionen sind mit den einbruchhemmenden Profillösungen bis RC3 für Janisol, Janisol HI, Arte und Janisol Primo im Fensterbereich sowie Janisol HI, Janisol im Türbereich kombinierbar

VISS RC

- Largeurs de face 50 mm et 60 mm
- Absence de protection anti-effraction visible détectable
- La solution RC peut être appliquée dans les versions VISS Standard et VISS Basic
- Combinaison possible des deux systèmes avec RC
- Anti-effraction et anti-évasion selon EN 1627
- Les versions VISS RC peuvent être combinées avec les solutions de profilés à protection anti-effraction jusqu'à RC3 pour Janisol, Janisol HI, Arte et Janisol Primo dans le domaine des fenêtres, et avec les profilés pour Janisol HI, Janisol dans le domaine des portes

VISS RC

- Face widths of 50 mm and 60 mm
- No "visible" burglar resistance
- RC solution can be applied in the VISS Standard and VISS Basic systems
- Combination of both systems with RC also possible
- Burglar and break-out resistance in accordance with EN 1627
- VISS RC versions can be combined with the burglar-resistant profile solutions up to RC3 for Janisol, Janisol HI, Arte and Janisol Primo in windows as well as Janisol HI and Janisol in doors



VISS HI

- Hochisolierte Stahlfassade in Pfosten-Riegel-Bauweise
- Passivhaus zertifizierte Komponente
- Ermöglicht ein nachhaltiges Bauen
- Geeignet für besonders hohe Ansprüche im Isolationsbereich

VISS HI

- Façade en acier hautement isolée à montage montants-traverses
- Composants certifiés Maison Passive
- Permet une construction durable
- Adapté à des exigences particulièrement hautes dans le domaine de l'isolation

VISS HI

- Highly insulated steel façade as mullion/transom construction
- Passive house-certified components
- Allows sustainable construction
- Suitable for particularly high insulation requirements



VISS flaches Deckprofil

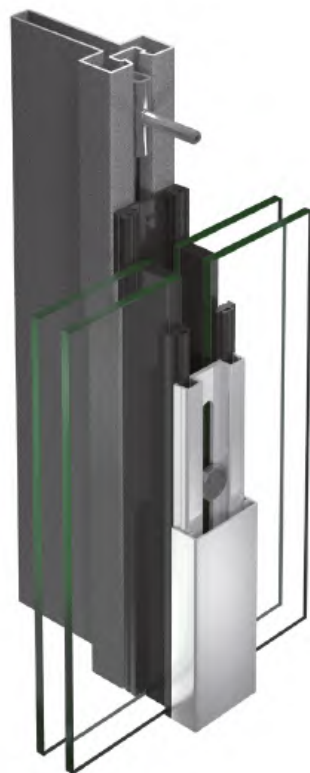
- Die wirtschaftliche Lösung für SG Optik
- Das Auge gleitet über die Fassade, ohne von signifikanten optischen Teilern abgelenkt zu werden
- Keine sichtbaren Schrauben
- Zweifarbig eloxierbar oder beschichtbar

VISS Profilé de recouvrement plat

- Solution économique pour l'optique SG
- L'œil parcourt la façade sans tomber sur des séparateurs optiques marqués
- Pas de vis visibles
- Capacité d'anodisation en deux couleurs ou au revêtement

VISS flat cover cap profile

- The economical solution for SG look
- The eye glides over the façade without being distracted by obtrusive visual dividers
- No visible screws
- Can be anodised or coated in two colours



VISS Linea / Personal Profiles

- Designprofil Linea mit filigraner Ansicht bei hoher statischer Leistung
- Für individuelle und ästhetische Ansprüche
- Ertüchtigung möglich durch eingeschobenen Flachstahl
- Profil integriert im vorhandenen VISS System und Anschluss ohne Benutzung von Sonderteilen

VISS Linea / Personal Profiles

- Profilé design Linea à face fine pour une haute performance statique
- Pour des exigences spécifiques et esthétiques
- Peut être renforcé par l'insertion de plaques en acier
- Profilé intégré dans le système VISS existant et raccordement sans utilisation de pièces spéciales

VISS Linea / Personal profiles

- Linea design profile with slimline sightlines and high structural performance
- For individual and aesthetic requirements
- Can be reinforced by inserting steel plates
- Profile integrated in existing VISS system and attachment without the use of special parts



VISS Sonnenschutz

- Abgestimmt auf das VISS System
- Im Sinne der Nachhaltigkeit erlaubt der Sonnenschutz eine energieeffiziente Planung
- Ein angenehmes Klima für die Nutzer durch den optimalen Sonnenschutz

VISS Protection solaire

- Adapté au système VISS
- Conformément au principe de durabilité, la protection solaire permet une planification qui tient compte de l'efficacité énergétique
- Climat agréable pour le personnel grâce à la protection solaire optimale

VISS sun shading

- Tailored to the VISS system
- In terms of sustainability, the sun shading facilitates energy-efficient planning
- Optimum sun shading provides a pleasant climate for the employees



VISS Fassadentür


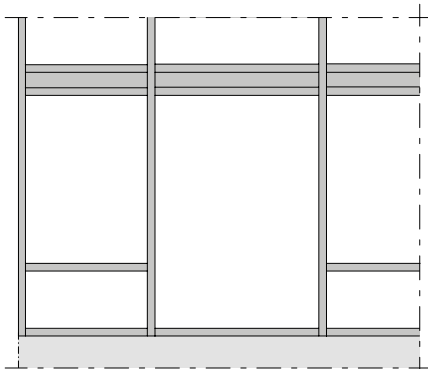

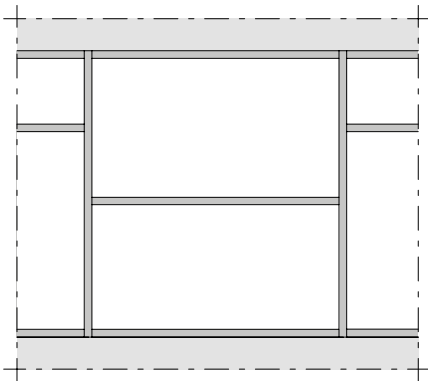
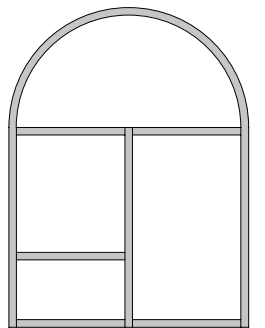
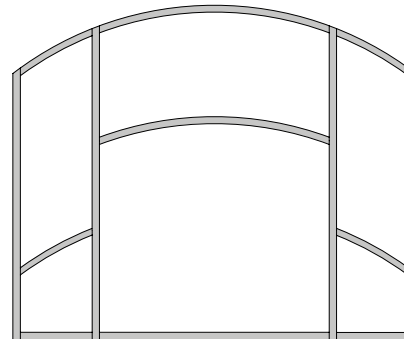
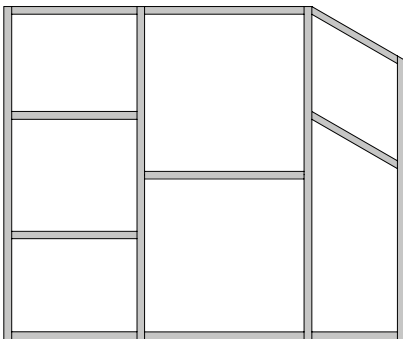
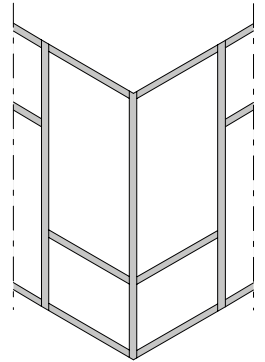
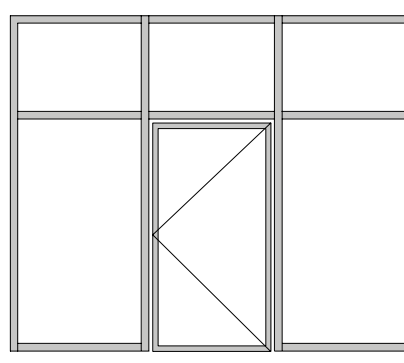

- Erscheinungsbild identisch mit Fassadenkonstruktion
- variable Türgrößen, je nach Profilwahl und Einsatzgebiet bis 6 m Höhe möglich
- Grossflächige Drehtür als Servicetür oder als Durchgang für Transportzwecke, z.B. bei Ausstellungen, Autohäuser, Museen, Atrien, etc.

VISS Porte de façade

- Se fond dans la construction de la façade
- Différentes dimensions de porte possibles jusqu'à une hauteur de 6 m suivant le choix du profilé et le domaine d'application
- Porte pivotante de grande surface servant de porte de service ou de passage pour transporter le nécessaire, par exemple pour les expositions, les garages, les musées, les atriums, etc.

VISS façade door

- Appearance identical to façade construction
- Variable door sizes of up to 6 m in height possible depending on the choice of profiles and the area of use
- Large side-hung door as service door or as access route for transport purposes, e.g. for expeditions, car dealerships, museums, atriums etc.



Jansen Docu Center

Die Plattform zum effizienten Arbeiten mit Jansen Dokumentationen. Im Jansen Docu Center stehen alle Produktinformationen jederzeit digital in der aktuellsten Version zur Verfügung: von Architekten-Informationen über Bestell- und Fertigungskatalogen bis hin zu Anleitungen und Prospekten sowie Videos.

Die Inhalte können einfach und schnell aufgerufen werden. Ein für den Anwender komfortables papierloses Arbeiten, das zahlreiche Vorteile bietet.

Download CAD Daten

DXF

DWG

Sie können die Zeichnungen in den Formaten DXF und/oder DWG herunterladen. Klicken Sie auf das entsprechende Icon und der Download erfolgt.

Die Hinweise «Artikelbibliothek/Türbeschläge/Fensterbeschläge» bedeuten, dass Sie mit einem Klick die gesamte Artikelbibliothek des entsprechenden Systems herunterladen (Profile, Beschläge, Glasleisten, Zubehör etc.).

Info und Beratung

Gerne beraten wir Sie persönlich und stehen Ihnen bei Fragen zur Verfügung. Bitte schreiben Sie uns Ihre Anliegen an: info@jansen.com

Jansen Docu Center

La plate-forme pour travailler efficacement avec les documentations Jansen. Le Jansen Docu Center met à votre disposition les informations sur les produits, en format numérique et dans une version actualisée: des catalogues de commande et de fabrication aux instructions et prospectus, en passant par les informations destinées aux architectes et vidéos.

Les contenus sont facilement et rapidement accessibles. Une manière de travailler confortable et offrant de nombreux avantages.

Télécharger fichiers DAO

DXF

DWG

Vous pouvez télécharger les dessins aux formats DXF et/ou DWG. Cliquez sur l'icône correspondante et le téléchargement s'effectuera.

Les indications «Bibliothèque des articles/Ferures de porte/Ferrures de fenêtres» signifie que vous téléchargez la totalité de la bibliothèque des articles du système donné (profilés, ferrures, parcloles, accessoires etc.).

Info et conseils

Nous vous conseillons volontiers individuellement et sommes à votre disposition si vous avez des questions à poser. Veuillez nous envoyer votre requête à: info@jansen.com

Jansen Docu Center

The platform for working efficiently with Jansen documentation. The latest version of all the product information is available digitally at any time in the Jansen Docu Center – from order and fabrication manuals to architect information, instructions and brochures and videos.

The content can be retrieved quickly and easily. The user can work conveniently without paper, which has numerous benefits.

Download CAD files

DXF

DWG

You can download the drawings in DXF and/or DWG format. Click on the relevant icon to begin the download.

The items «Article library/Door fittings/Window fittings» means that you download the entire article library for the corresponding system with one click (profiles, fittings, glazing beads, accessories etc.).

Information and advice

We would be delighted to provide you with advice in person and are available to answer any questions you may have. Please write to us with your queries at: info@jansen.com

Profile 50 mm (Masstab 1:3)

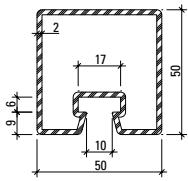
Profils 50 mm (échelle 1:3)

Profiles 50 mm (scale 1:3)

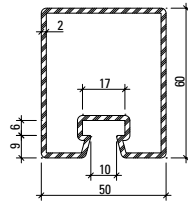
VISS Fassade

VISS façade

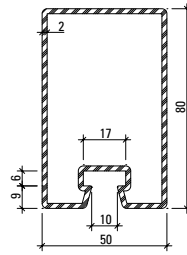
VISS façade



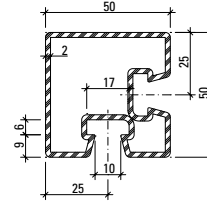
76.694
76.694 Z



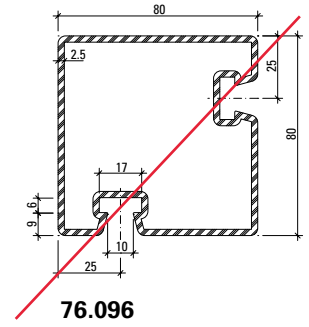
76.671
76.671 Z



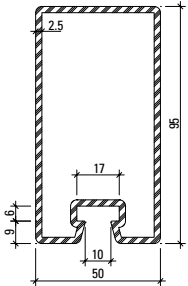
76.696
76.696 Z



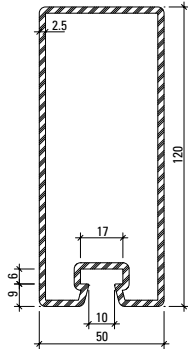
76.094



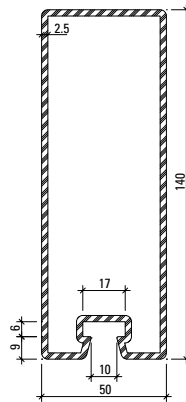
~~**76.096**~~



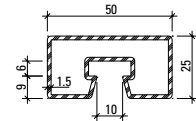
76.697
76.697 Z



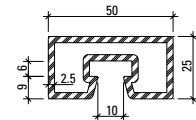
76.679
76.679 Z



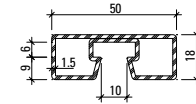
76.666
76.666 Z



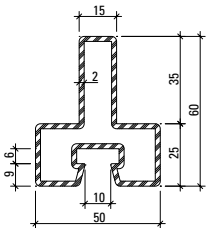
76.682



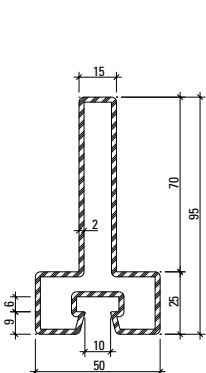
76.680



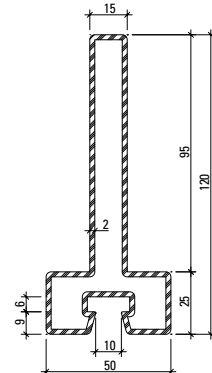
76.692



76.114



76.115



76.116

Profil-Nr.	G kg/m	F cm ²	I _x cm ⁴	W _x cm ³	I _y cm ⁴	W _y cm ³	U m ² /m	L mm
76.094	4,090	5,2	15,2	5,8	15,2	5,8	0,280	6000
76.096	7,437	9,5	83,8	20,5	83,8	20,5	0,391	6000
76.666	7,910	10,1	241,3	32,3	43,7	17,5	0,412	6500
76.671	3,860	4,9	23,3	7,2	17,3	6,9	0,260	6500
76.679	7,120	9,1	162,2	25,2	37,9	15,2	0,373	6500
76.680	3,390	4,3	3,2	2,4	11,1	4,4	0,182	6100
76.682	2,120	2,7	2,2	1,7	7,2	2,9	0,190	6000
76.692	1,900	2,5	0,9	1,0	5,9	2,4	0,176	6000
76.694	3,500	4,5	14,7	5,6	15,0	6,0	0,240	6500
76.696	4,450	5,7	47,6	11,1	21,9	8,8	0,300	6500
76.697	6,100	7,9	90,2	17,6	31,0	12,4	0,330	6500
76.114	3,820	4,9	15,4	4,1	9,8	3,9	0,251	6000
76.115	4,920	6,3	54,8	9,3	10,4	4,2	0,321	6000
76.116	5,710	7,3	105,0	14,3	10,8	4,3	0,371	6000

Profile 60 mm (Massstab 1:3)

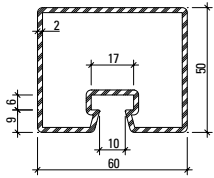
Profils 60 mm (échelle 1:3)

Profiles 60 mm (scale 1:3)

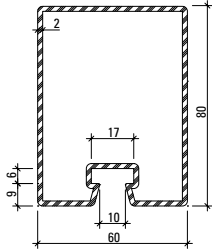
VISS Fassade

VISS façade

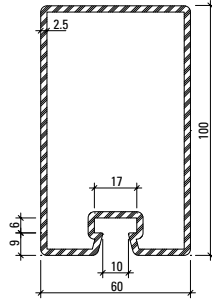
VISS façade



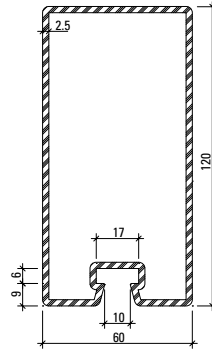
76.695
76.695 Z



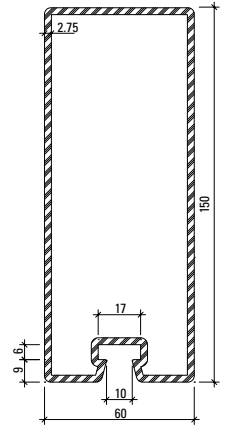
76.678
76.678 Z



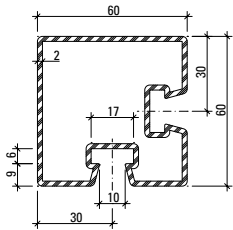
76.684
76.684 Z



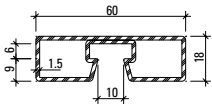
76.698
76.698 Z



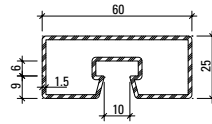
76.667
76.667 Z



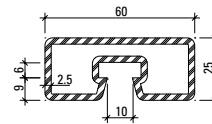
76.095



76.693



76.683

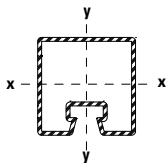


76.681

Artikelbibliothek
Bibliothèque des articles
Article library

DXF **DWG**

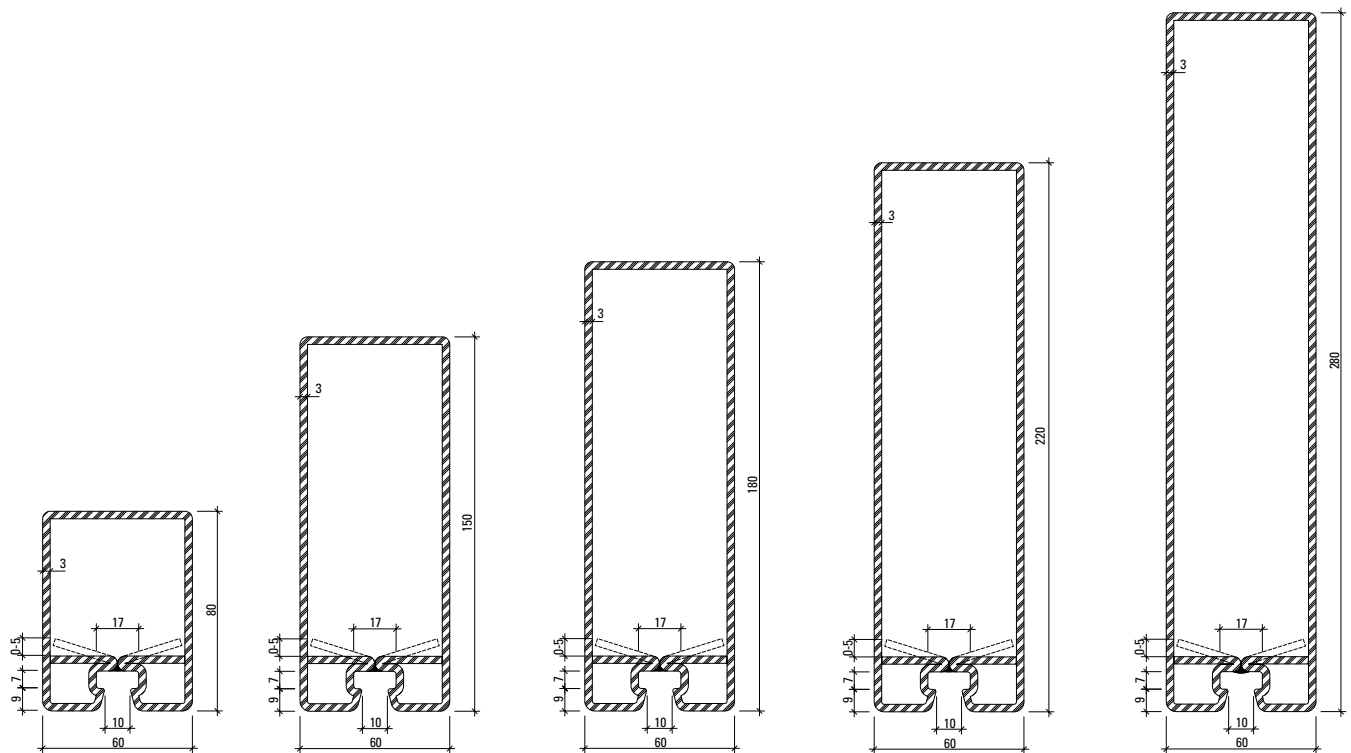
Stabachse
Axe de la barre
Bar axis



Profil-Nr.	G kg/m	F cm ²	I _x cm ⁴	W _x cm ³	I _y cm ⁴	W _y cm ³	U m ² /m	L mm
76.095	4,750	6,1	27,2	8,6	27,2	8,6	0,311	6000
76.667	9,530	12,1	342,8	43,0	75,1	25,0	0,452	6500
76.678	4,800	6,1	53,9	12,6	32,8	11,0	0,320	6500
76.681	3,790	4,8	3,8	2,9	17,3	5,8	0,202	6100
76.683	2,360	3,0	2,6	2,0	11,1	3,7	0,210	6000
76.684	6,730	8,6	114,1	21,3	48,3	16,1	0,352	6500
76.693	2,140	2,8	1,3	1,3	9,3	3,1	0,196	6000
76.695	3,800	4,9	17,2	6,5	22,9	7,6	0,260	6500
76.698	7,500	9,7	179,6	28,0	56,6	18,9	0,400	6500

Profile 60 mm (Masstab 1:3)
 Profils 60 mm (échelle 1:3)
 Profiles 60 mm (scale 1:3)

VISS Fassade
 VISS façade
 VISS façade



76.143 Z

76.144 Z

76.140 Z

76.141 Z

76.142 Z

Aufgrund von Fertigungstoleranzen kann die Lage des Rückbogens von 0 bis 5 mm variieren.

En raison des tolérances de fabrication, la position du segment coudé peut varier de 0 à 5 mm.

Due to fabrication tolerances, the position of the rear arch may vary between 0 and 5 mm.

Oberfläche/Werkstoff

Artikel-Nr.

ohne Zusatz = blank

mit Z = bandverzinkter Stahl

Surface/Matériau

No. d'article

sans supplément = brut

avec Z = bandes d'acier zinguées

Surface/Material

Part no.

without addition = bright

with Z = galvanised strip

Artikelbibliothek
 Bibliothèque des articles
 Article library

DXF **DWG**

Profil-Nr.	G kg/m	F cm ²	I _x cm ⁴	W _x cm ³	I _y cm ⁴	W _y cm ³	U m ² /m	L mm
76.140 Z	12,946	16,47	649,2	64,3	100,0	33,2	0,516	8000
76.141 Z	14.833	18.87	1090,2	89,1	119,1	39,7	0,596	8000
76.142 Z	17,662	22,5	2041,7	132,7	148,4	49,5	0,716	10000
76.143 Z	8.340	10.62	80,4	17,9	50,8	16,9	0,316	6500
76.144 Z	11.630	14.82	406,0	47,9	85,0	28,3	0,456	6500

Deckprofile 50 mm (Masstab 1:3)

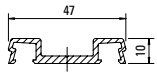
Profils de recouvrement 50 mm (échelle 1:3)

Cover sections 50 mm (scale 1:3)

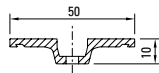
VISS Fassade

VISS façade

VISS façade



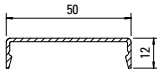
407.800



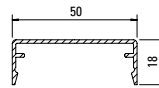
407.821



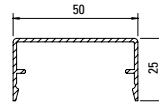
407.823



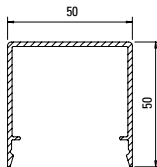
407.860



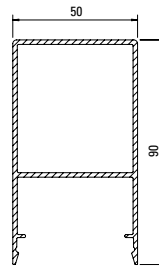
407.861



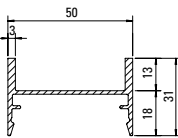
407.862



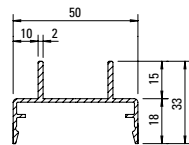
407.863



407.864



407.900



407.911

Werkstoff

Aluminium EN AW 6060 T66 roh, leicht eingeölt

Matériau

Aluminium EN AW 6060 T66 brut, légèrement huilé

Material

Aluminium EN AW 6060 T66 mill finish, slightly oiled

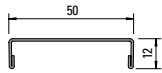
Profil-Nr.	G kg/m	U m ² /m	P m ² /m	L mm
407.800	0,414	0,160		6000
407.821	0,440	0,143	0,067	6000
407.823	0,076	0,043	0,019	6000
407.860	0,266	0,147	0,072	6000

Profil-Nr.	G kg/m	U m ² /m	P m ² /m	L mm
407.861	0,341	0,185	0,084	6000
407.862	0,394	0,213	0,098	6000
407.863	0,660	0,313	0,148	6000
407.864	1,344	0,360	0,228	6000
407.900	0,556	0,240	0,138	6000
407.911	0,510	0,245	0,146	6000

Deckprofile 50 mm (Massstab 1:3)
Profils de recouvrement 50 mm (échelle 1:3)
Cover sections 50 mm (scale 1:3)

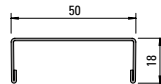
VISS Fassade
 VISS façade
 VISS façade

Edelstahl-Abdeckprofile
Werkstoff 1.4301 (AISI 304)
 geschliffen, Korn 220/240,
 mit Schutzfolie



400.860

Profilé de recouvrement acier Inox
Qualité 1.4301 (AISI 304)
 meulé, degré 220/240,
 avec feuille de protection

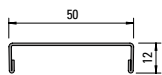


400.861

Stainless steel cover sections
Material 1.4301 (AISI 304)
 polished, grain 220/240,
 with protective film

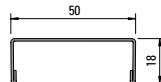


Edelstahl-Abdeckprofile
Werkstoff 1.4401 (AISI 316)
 geschliffen, Korn 220/240,
 mit Schutzfolie



400.862

Profilé de recouvrement acier Inox
Qualité 1.4401 (AISI 316)
 meulé, degré 220/240,
 avec feuille de protection



400.863

Stainless steel cover sections
Material 1.4401 (AISI 316)
 polished, grain 220/240,
 with protective film



Profil-Nr.	G kg/m	L mm
400.860	0,644	6000
400.861	0,734	6000

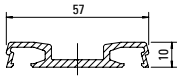
Profil-Nr.	G kg/m	L mm
400.862	0,652	6000
400.863	0,744	6000

Artikelbibliothek
 Bibliothèque des articles
 Article library

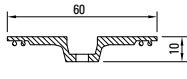
DXF **DWG**

Deckprofile 60 mm (Massstab 1:3)
Profils de recouvrement 60 mm (échelle 1:3)
Cover sections 60 mm (scale 1:3)

VISS Fassade
 VISS façade
 VISS façade



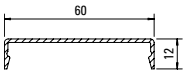
407.802



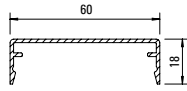
407.822



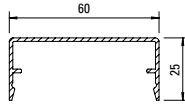
407.823



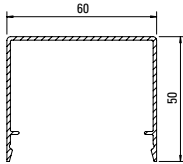
407.865



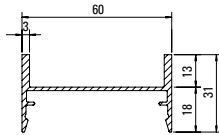
407.866



407.867



407.868



407.901

Werkstoff

Aluminium EN AW 6060 T66 roh, leicht eingeölt

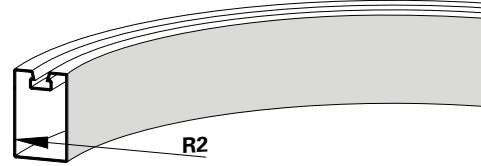
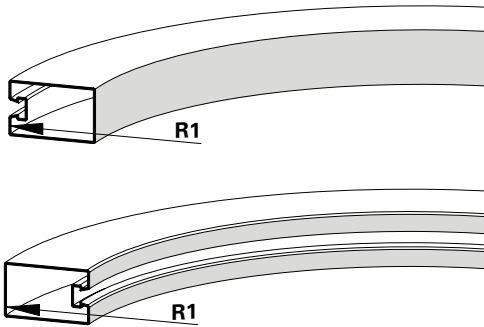
Matériau

Aluminium EN AW 6060 T66 brut, légèrement huilé

Material

Aluminium EN AW 6060 T66 mill finish, slightly oiled

Profil-Nr.	G kg/m	U m ² /m	P m ² /m	L mm
407.802	0,558	0,190		6000
407.822	0,530	0,163	0,051	6000
407.823	0,076	0,043	0,019	6000
407.865	0,304	0,167	0,082	6000
407.866	0,379	0,205	0,094	6000
407.867	0,432	0,223	0,108	6000
407.868	0,750	0,330	0,160	6000
407.901	0,590	0,255	0,148	6000



Profil Profilé Profile	R1 mm	R2 mm
76.666	3000	1000
76.667	3800	2000
76.671	1000	1000
76.678	2000	1100
76.679	2600	1000
76.684	2200	1300
76.694	700	700
76.695	1300	1000
76.696	2000	800
76.697	2200	900
76.698	2500	2500

Profil Profilé Profile	R1 mm	R2 mm
76.680	500	500
76.681	500	500
76.683	700	750
76.692	600	
76.693	600	

Hinweis:

Alle Profile sind auch in verzinkter Ausführung (Z) biegebar.

Beim Biegen von engen Radien kann sich die VISS-Nute verjüngen.

Remarque:

Tous les profilés sont également cintrables en exécution galvanisée (Z).

La rainure VISS peut s'amincir lors du cintrage pour des rayons serrés.

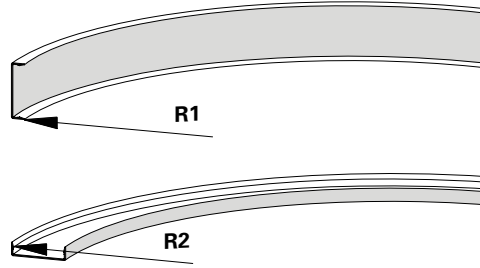
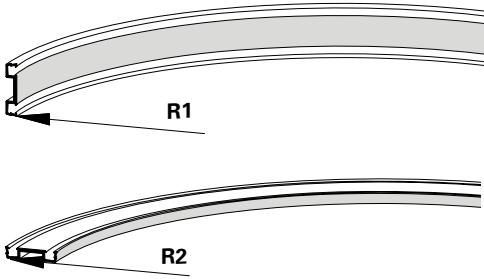
Note:

All profiles can also be bent into curves in the galvanised finish (Z).

The VISS flute might be tapered down when bending narrow radii.

Biegeradien
Travaux de cintrage
Bending data

VISS Fassade
 VISS façade
 VISS façade



Profil Profilé Profile	R1 mm	R2 mm
400.800	800	1500
400.800 Z	800	1200
400.801 Z	800	1800
400.802	800	1500
400.802 Z	800	1500
400.803 Z	800	1800
407.800	500	1050
407.802	500	1100

Profil Profilé Profile	R1 mm	R2 mm
407.815	500	700
407.860	500	850
407.861	500	950
407.862	700	1250
407.865	500	1250
407.866	700	1300
407.867	700	1300

Schnittpunkte	Coupe de détails	Section details
Pfosten/Riegel-Details 50 mm	Détails montant/traverse 50 mm	Details mullion/transom 50 mm
Segment-Verglasung 50 mm	Vitrage segmenté 50 mm	Segmental glazing 50 mm
VISS Linea 50 mm	VISS Linea 50 mm	VISS Linea 50 mm
Flaches Deckprofil 50 mm	Profilé de recouvrement plat 50 mm	Flat cover cap 50 mm
VISS Linea 50 mm	VISS Linea 50 mm	VISS Linea 50 mm
Einfachverglasung 50 mm	Vitrage simple 50 mm	Single glazing 50 mm
Pfosten/Riegel-Details 60 mm	Détails montant/traverse 60 mm	Details mullion/transom 60 mm
Segment-Verglasung 60 mm	Vitrage segmenté 60 mm	Segmental glazing 60 mm
Flaches Deckprofil 60 mm	Profilé de recouvrement plat 60 mm	Flat cover cap 60 mm
Einfachverglasung 60 mm	Vitrage simple 60 mm	Single glazing 60 mm

Konstruktions-Details	Détails de constructions	Construction details
Einsatzelement Janisol HI	Élément de remplissage Janisol HI	Infill element Janisol HI
Einsatzelement Janisol-Türe	Élément de remplissage porte Janisol	Infill element Janisol door
Einsatzelement Janisol Primo	Élément de remplissage Janisol Primo	Infill element Janisol Primo
Einsatzelement Janisol Arte	Élément de remplissage Janisol Arte	Infill element Janisol Arte
Aussenecke 90°	Angle extérieur 90°	Outer corner 90°
Aussenecke 135°	Angle extérieur 135°	Outer corner 135°
Innenecke 135°	Angle intérieur 135°	Inner corner 135°

Anschlüsse am Bau	Raccords au mur	Attachment to structure
System-Hinweise	Indications du système	System instructions
U _f -Werte nach EN 10077-2	Valeurs U _f selon EN 10077-2	U _f values according to EN 10077-2

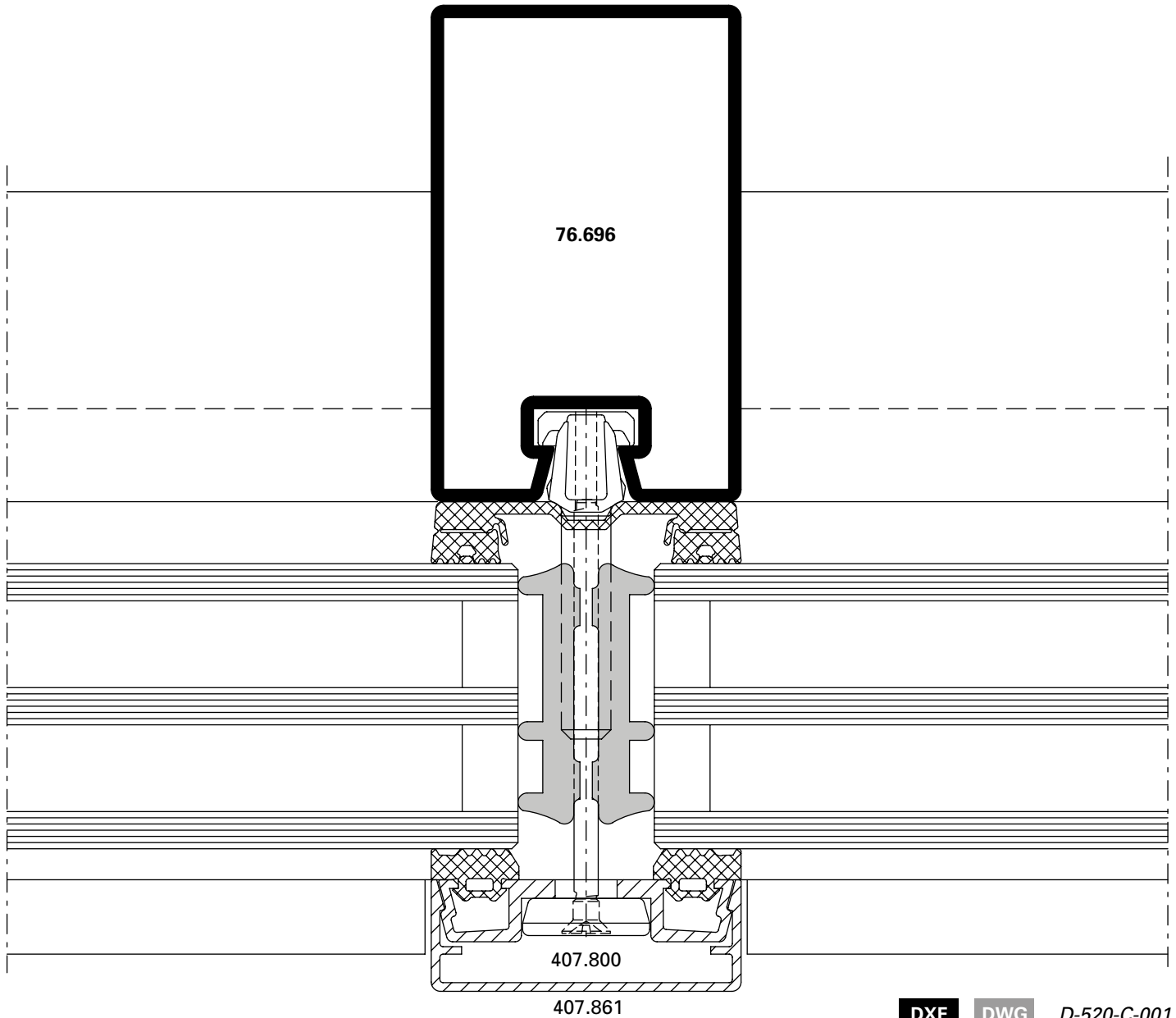
Schnittpunkte im Massstab 1:1
Coupe de détails à l'échelle 1:1
Section details on scale 1:1

VISS Fassade
VISS façade
VISS façade

VISS HI
Pfosten-Detail
Ansichtsbreite 50 mm

VISS HI
Détail du montant
Largeur de face 50 mm

VISS HI
Detail of mullion
Width 50 mm



DXF **DWG** D-520-C-001

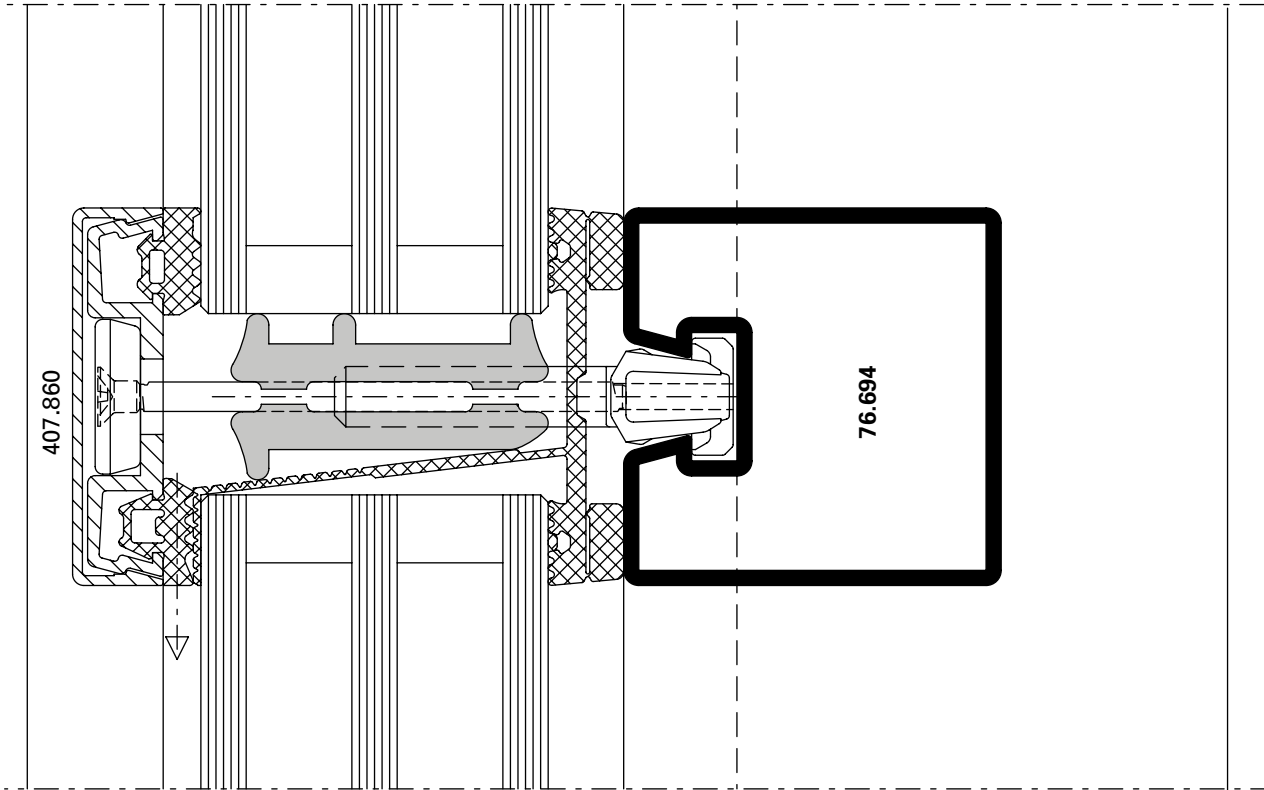
Schnittpunkte im Masstab 1:1
Coupe de détails à l'échelle 1:1
Section details on scale 1:1

VISS Fassade
VISS façade
VISS façade

VISS HI
Riegel-Detail
Ansichtsbreite 50 mm

VISS HI
Détail de la traverse
Largeur de face 50 mm

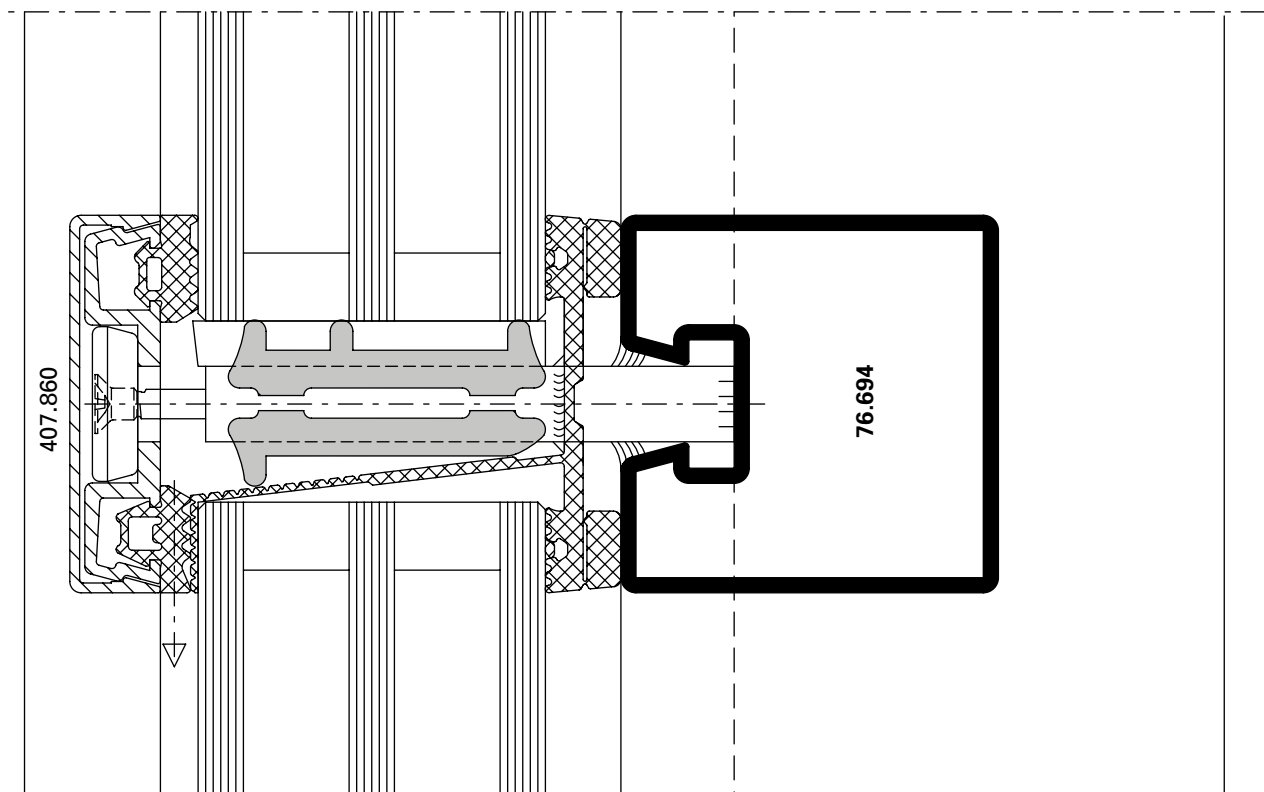
VISS HI
Detail of transom
Width 50 mm



D-520-C-002

DWG

DXF



D-520-C-003

DWG

DXF

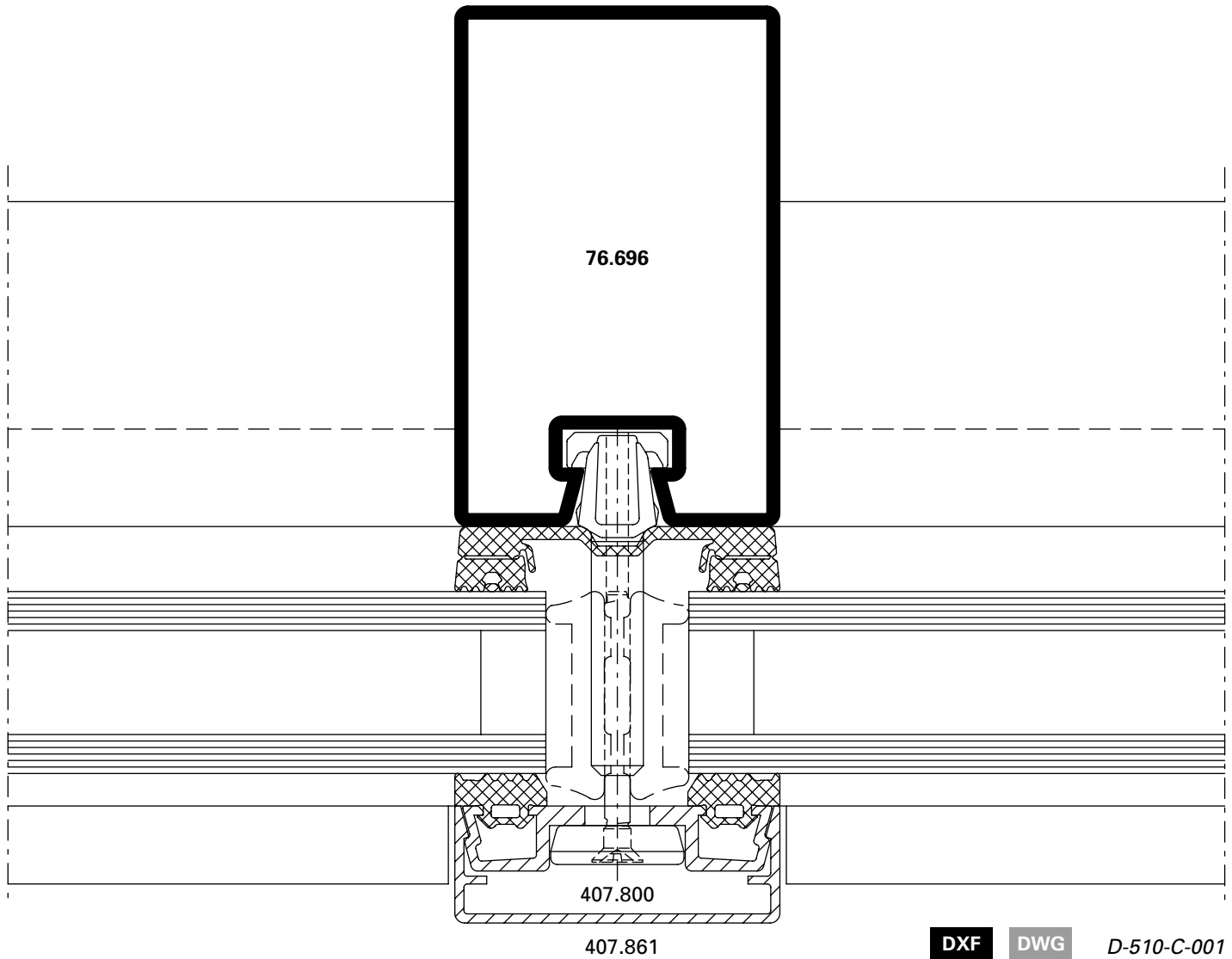
Schnittpunkte im Massstab 1:1
Coupe de détails à l'échelle 1:1
Section details on scale 1:1

VISS Fassade
VISS façade
VISS façade

Pfosten-Detail
Ansichtsbreite 50 mm

Détail du montant
Largeur de face 50 mm

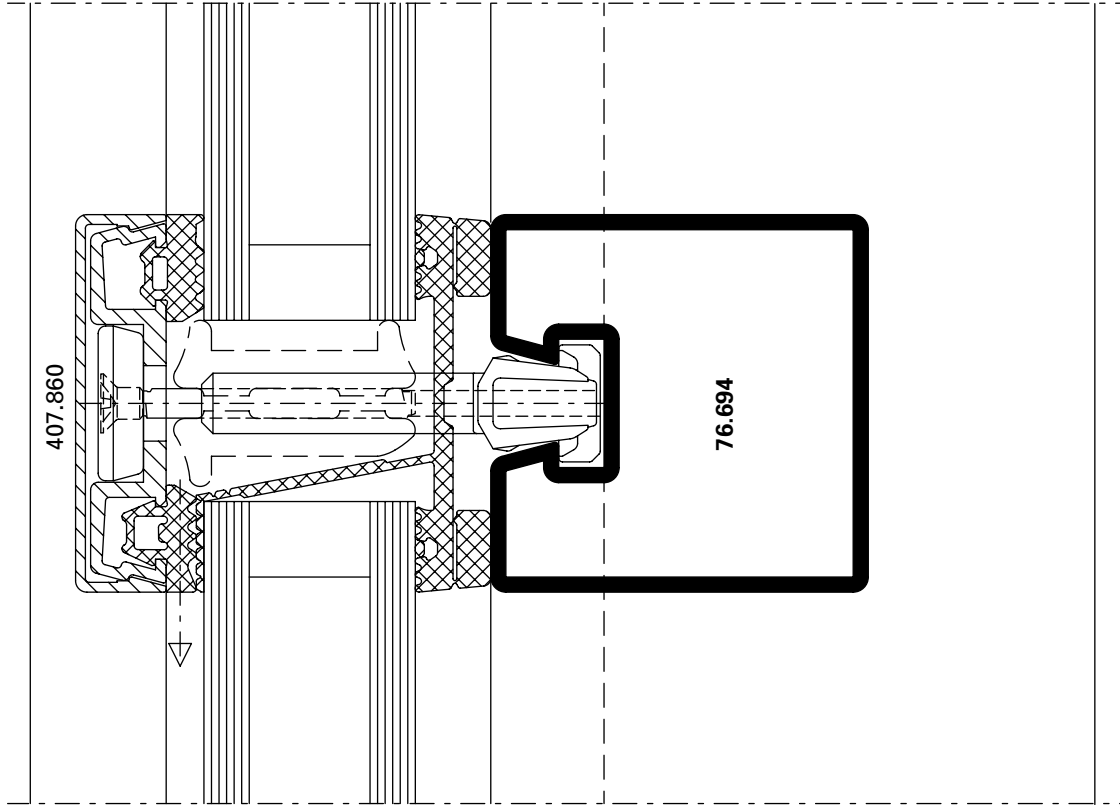
Detail of mullion
Width 50 mm



Riegel-Detail
Ansichtsbreite 50 mm

Détail de la traverse
Largeur de face 50 mm

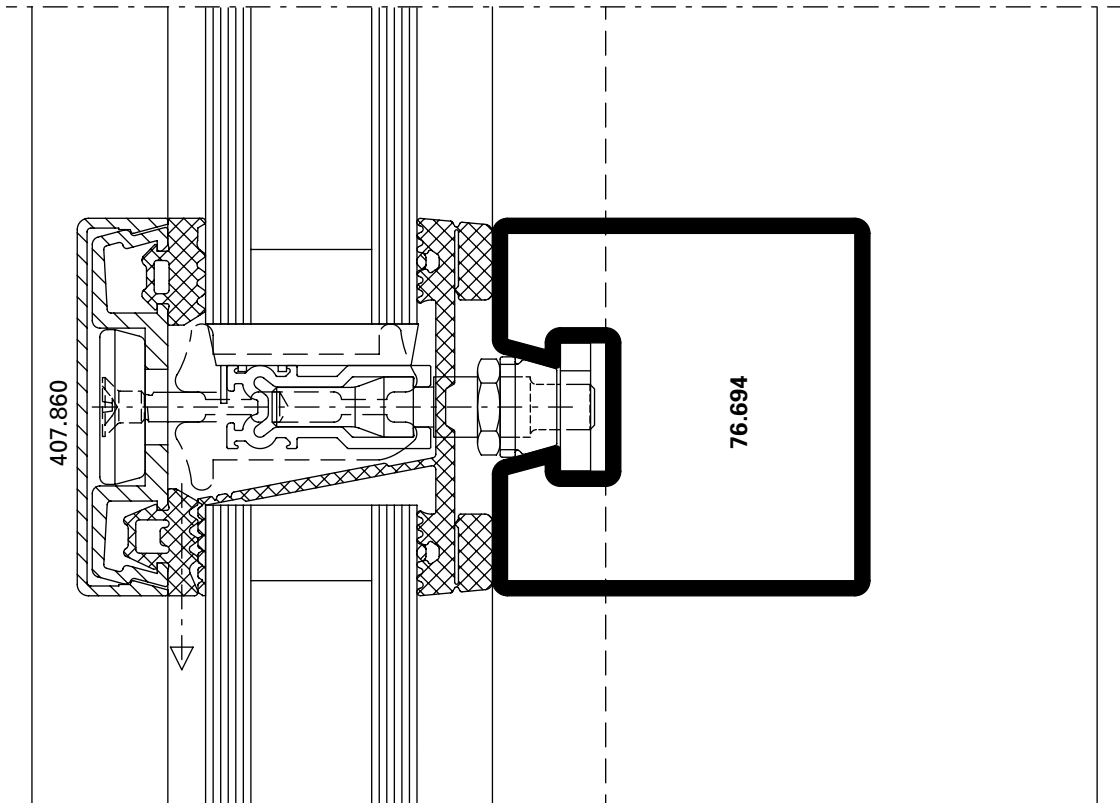
Detail of transom
Width 50 mm



D-510-C-002

DWG

DXF



D-510-C-003

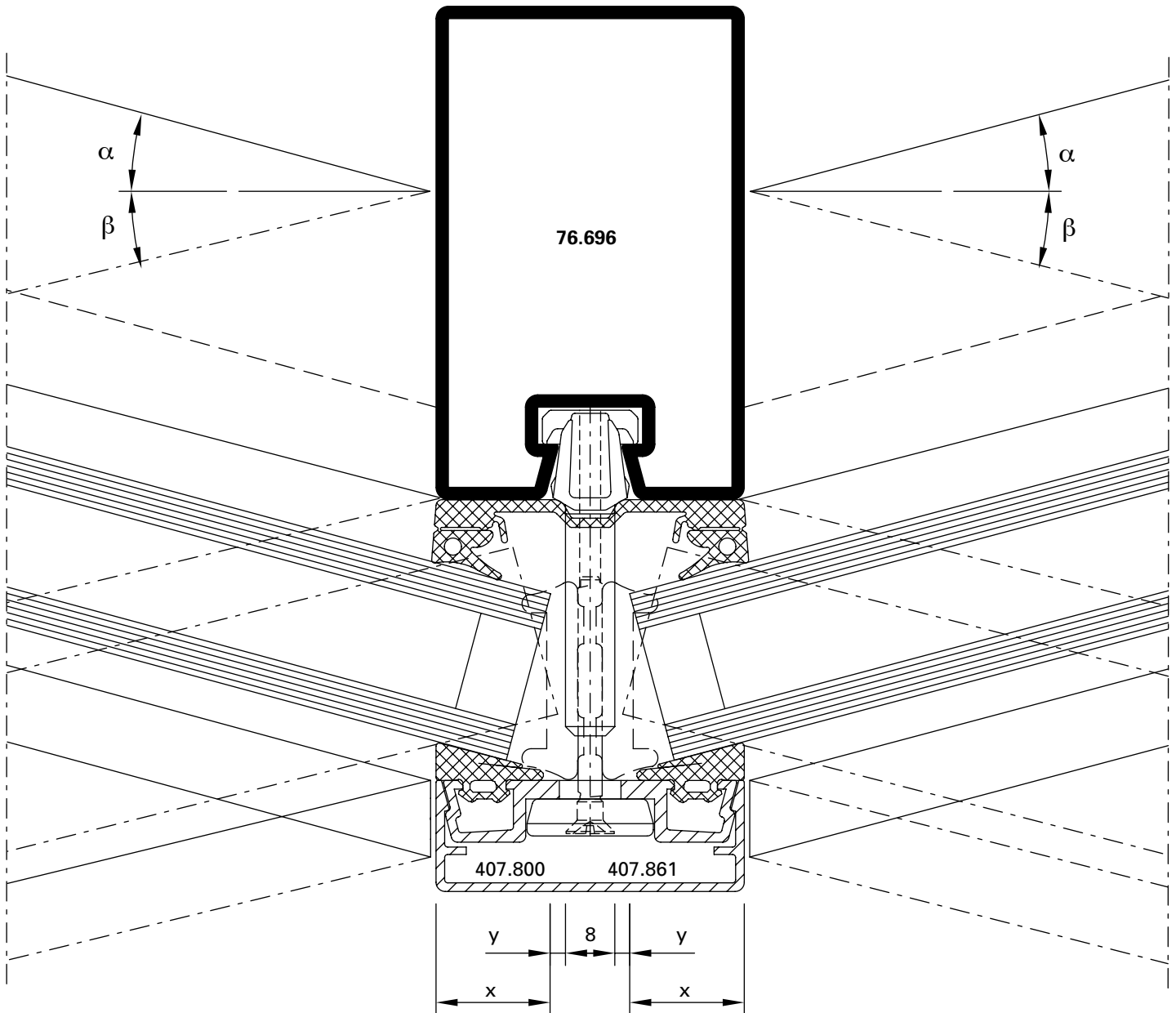
DWG

DXF

Pfosten-Detail
 Segmentverglasung 50 mm

Détail du montant
 Vitrage segmenté 50 mm

Detail of mullion
 Segmental glazing, width 50 mm



DXF DWG D-510-C-004

α	β	Füllelement- dicke	X (max) mm	Y (min) mm
0 – 5°		20 – 45 mm	16	5
5 – 10°		20 – 35 mm	18	3
10 – 15°		20 – 24 mm	18	3

α	β	Epaisseur du remplissage	X (max) mm	Y (min) mm
0 – 5°		20 – 45 mm	16	5
5 – 10°		20 – 35 mm	18	3
10 – 15°		20 – 24 mm	18	3

α	β	Thickness of glass/panel	X (max) mm	Y (min) mm
0 – 5°		20 – 45 mm	16	5
5 – 10°		20 – 35 mm	18	3
10 – 15°		20 – 24 mm	18	3

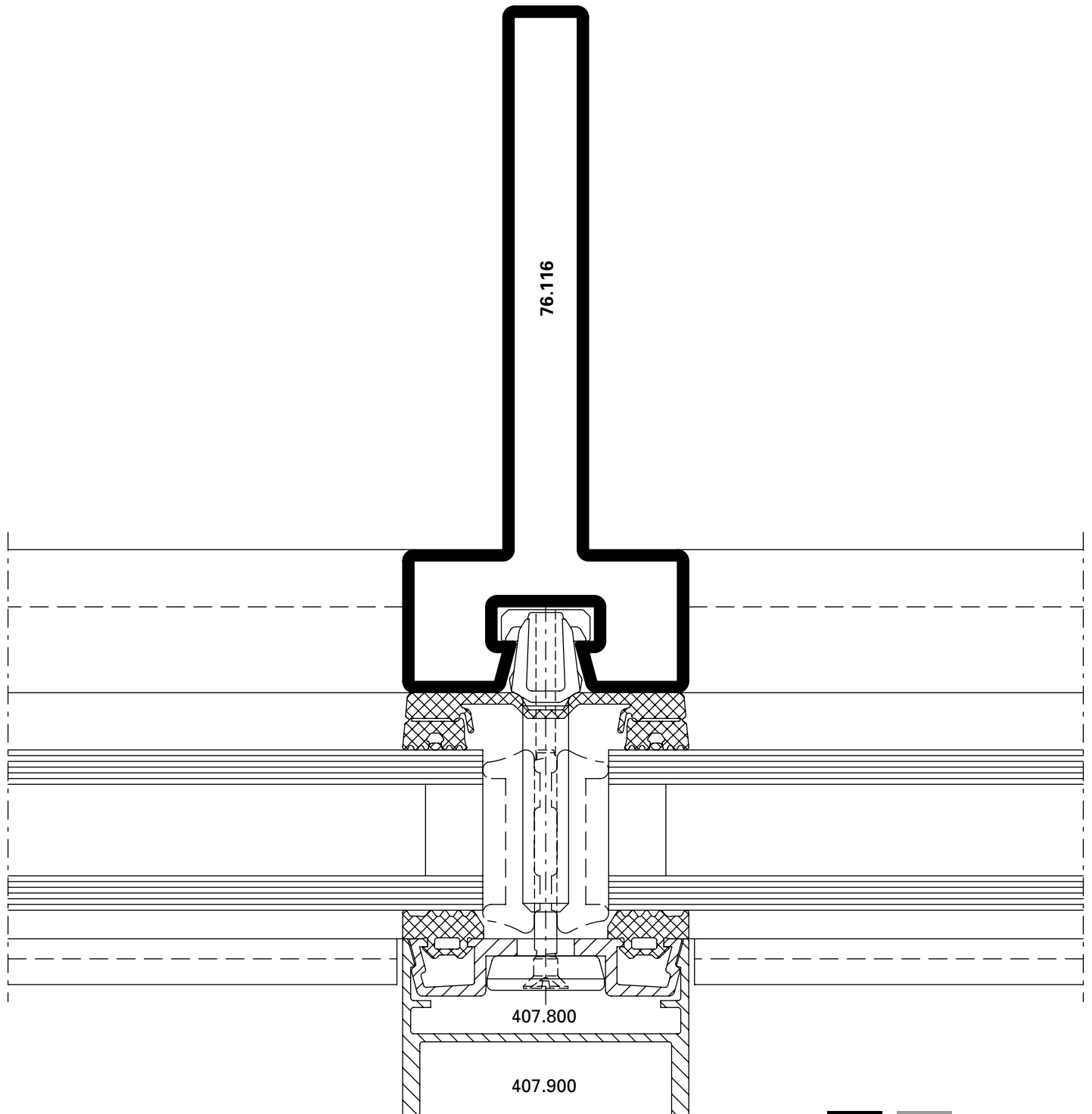
Schnittpunkte im Massstab 1:1
Coupe de détails à l'échelle 1:1
Section details on scale 1:1

VISS Fassade
VISS façade
VISS façade

Pfosten-Detail VISS Linea
Ansichtsbreite 50 mm

Détail du montant VISS Linea
Largeur de face 50 mm

Detail of mullion VISS Linea
Width 50 mm



DXF DWG D-510-C-016

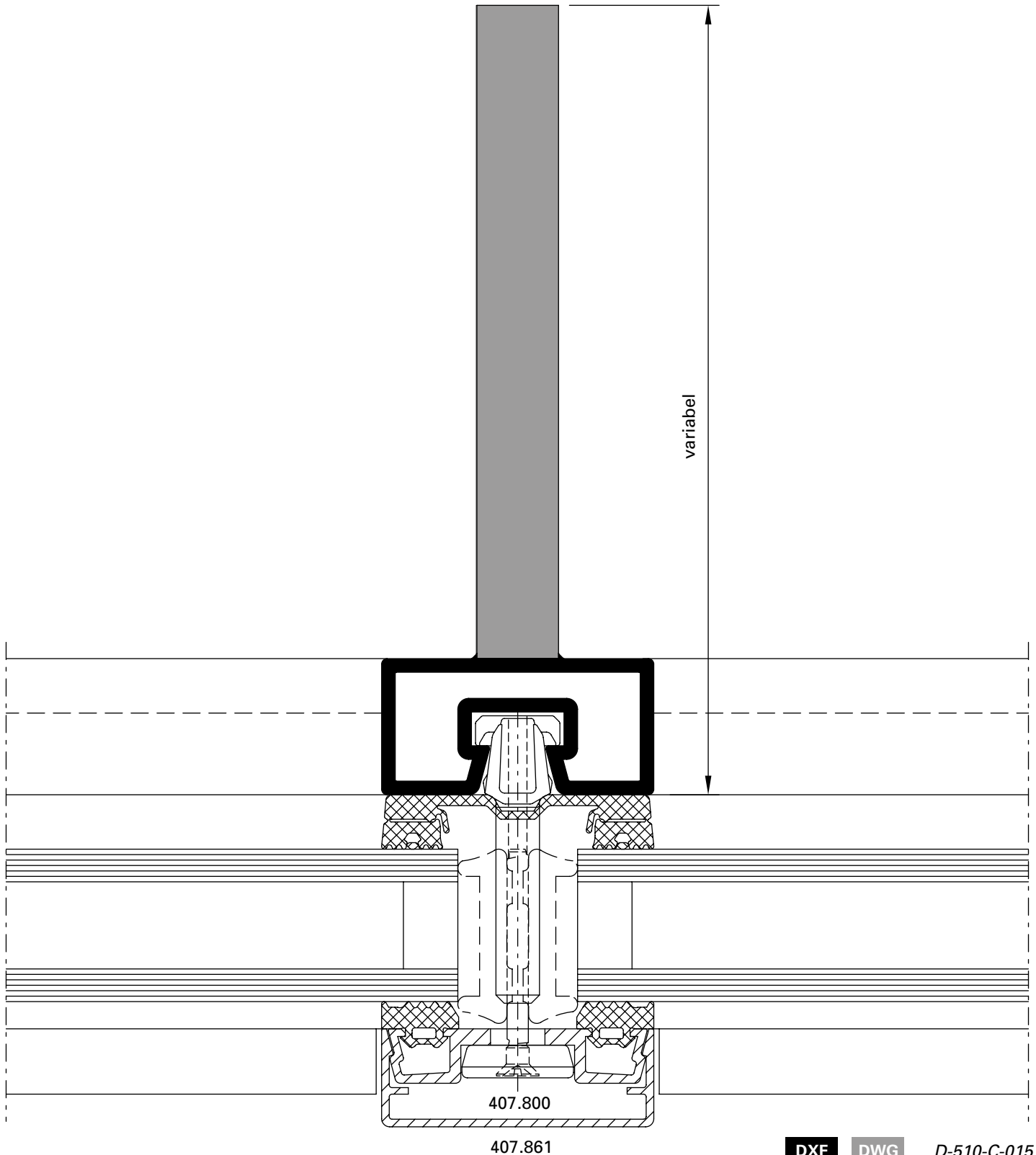
Schnittpunkte im Massstab 1:1
Coupe de détails à l'échelle 1:1
Section details on scale 1:1

VISS Fassade
VISS façade
VISS façade

Pfosten-Detail VISS Linea
Lasergeschweisst
Ansichtsbreite 50 mm

Détail du montant VISS Linea
Soudage au laser
Largeur de face 50 mm

Detail of mullion VISS Linea
Laser welding
Width 50 mm



DXF

DWG

D-510-C-015

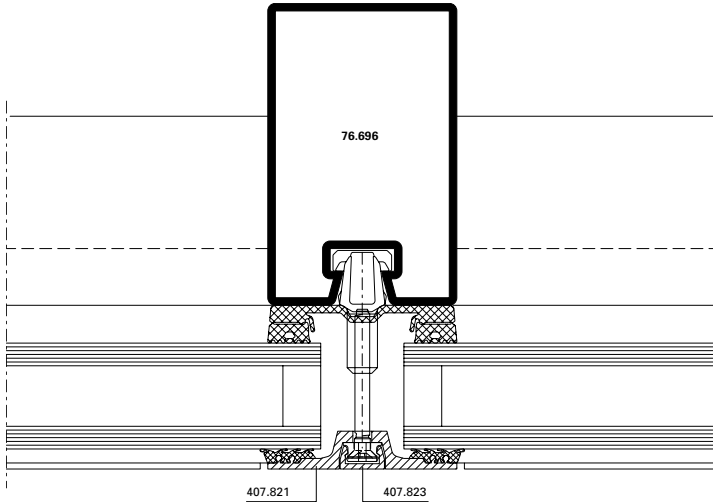
Schnittpunkte im Massstab 1:2
Coupe de détails à l'échelle 1:2
Section details on scale 1:2

VISS Fassade
VISS façade
VISS façade

Pfosten-Detail
Flaches Deckprofil
Ansichtsbreite 50 mm

Détail du montant
Profilé de recouvrement plat
Largeur de face 50 mm

Detail of mullion
Flat cover cap
Width 50 mm



DXF

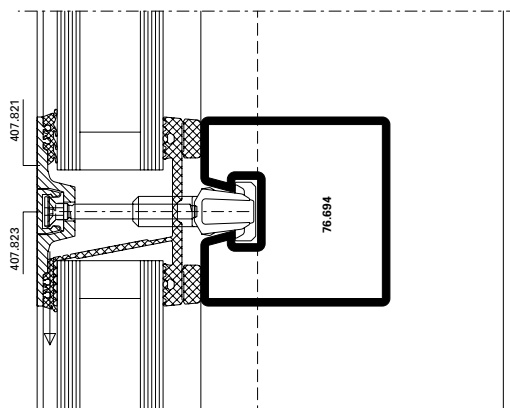
DWG

D-510-C-017

Riegel-Detail
Flaches Deckprofil
Ansichtsbreite 50 mm

Détail de la traverse
Profilé de recouvrement plat
Largeur de face 50 mm

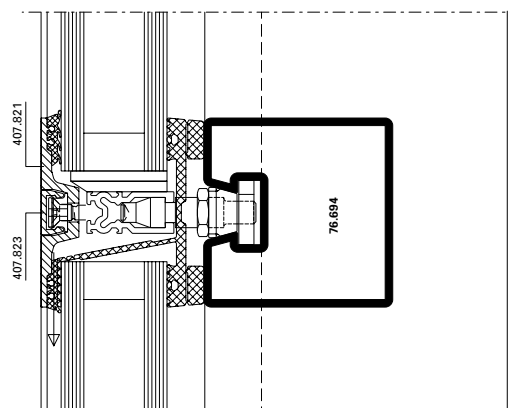
Detail of transom
Flat cover cap
Width 50 mm



D-510-C-018

DWG

DXF



D-510-C-019

DWG

DXF

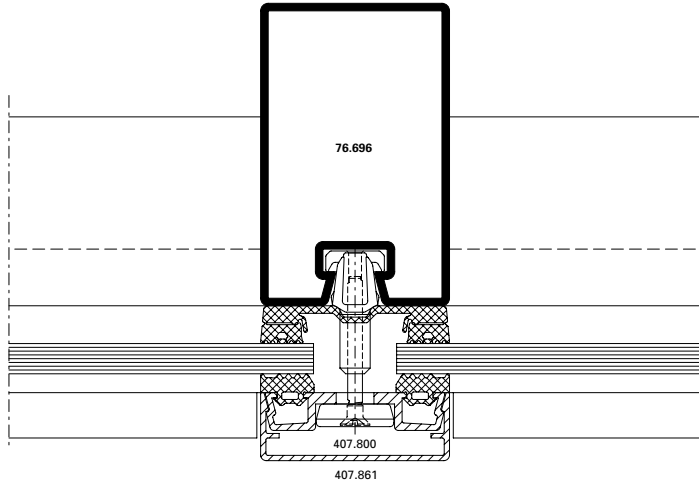
Schnittpunkte im Massstab 1:2
Coupe de détails à l'échelle 1:2
Section details on scale 1:2

VISS Fassade
VISS façade
VISS façade

Pfosten-Detail
Einfachverglasung
Ansichtsbreite 50 mm

Détail du montant
Vitrage simple
Largeur de face 50 mm

Detail of mullion
Single glazing
Width 50 mm

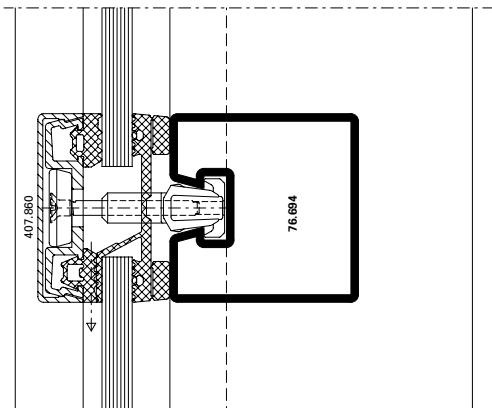


DXF **DWG** D-510-C-012

Riegel-Detail
Einfachverglasung
Ansichtsbreite 50 mm

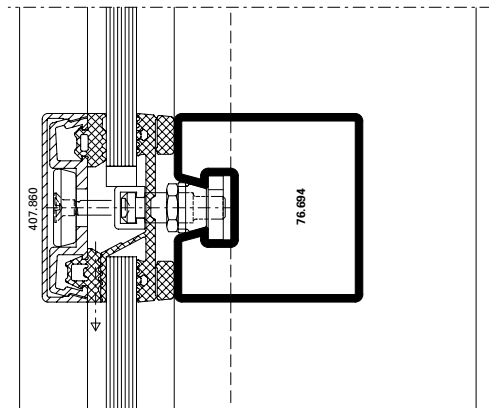
Détail de la traverse
Vitrage simple
Largeur de face 50 mm

Detail of transom
Single glazing
Width 50 mm



D-510-C-013

DXF **DWG**



D-510-C-014

DXF **DWG**

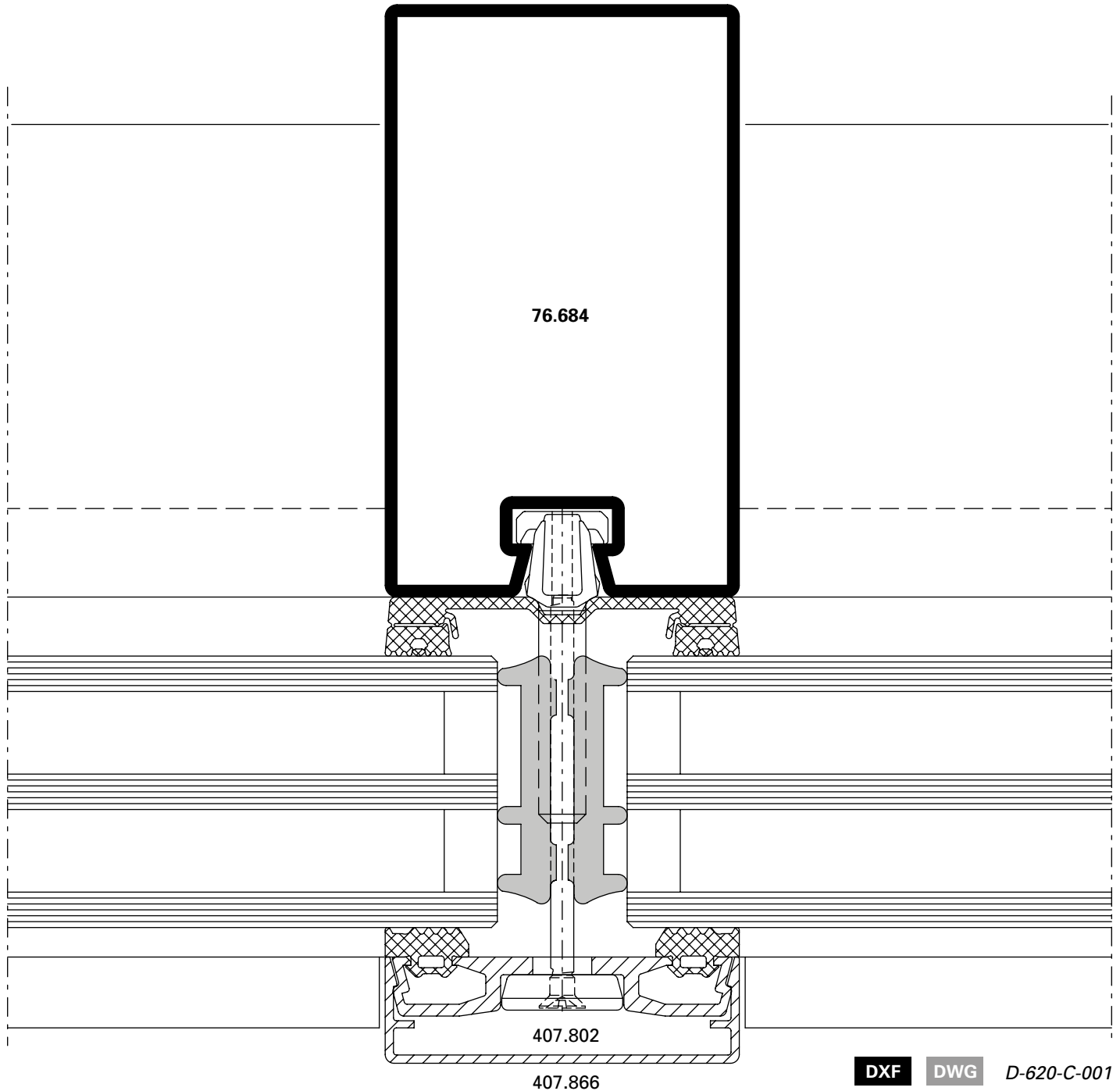
Schnittpunkte im Massstab 1:1
Coupe de détails à l'échelle 1:1
Section details on scale 1:1

VISS Fassade
VISS façade
VISS façade

VISS HI
Pfosten-Detail
Ansichtsbreite 60 mm

VISS HI
Détail du montant
Largeur de face 60 mm

VISS HI
Detail of mullion
Width 60 mm



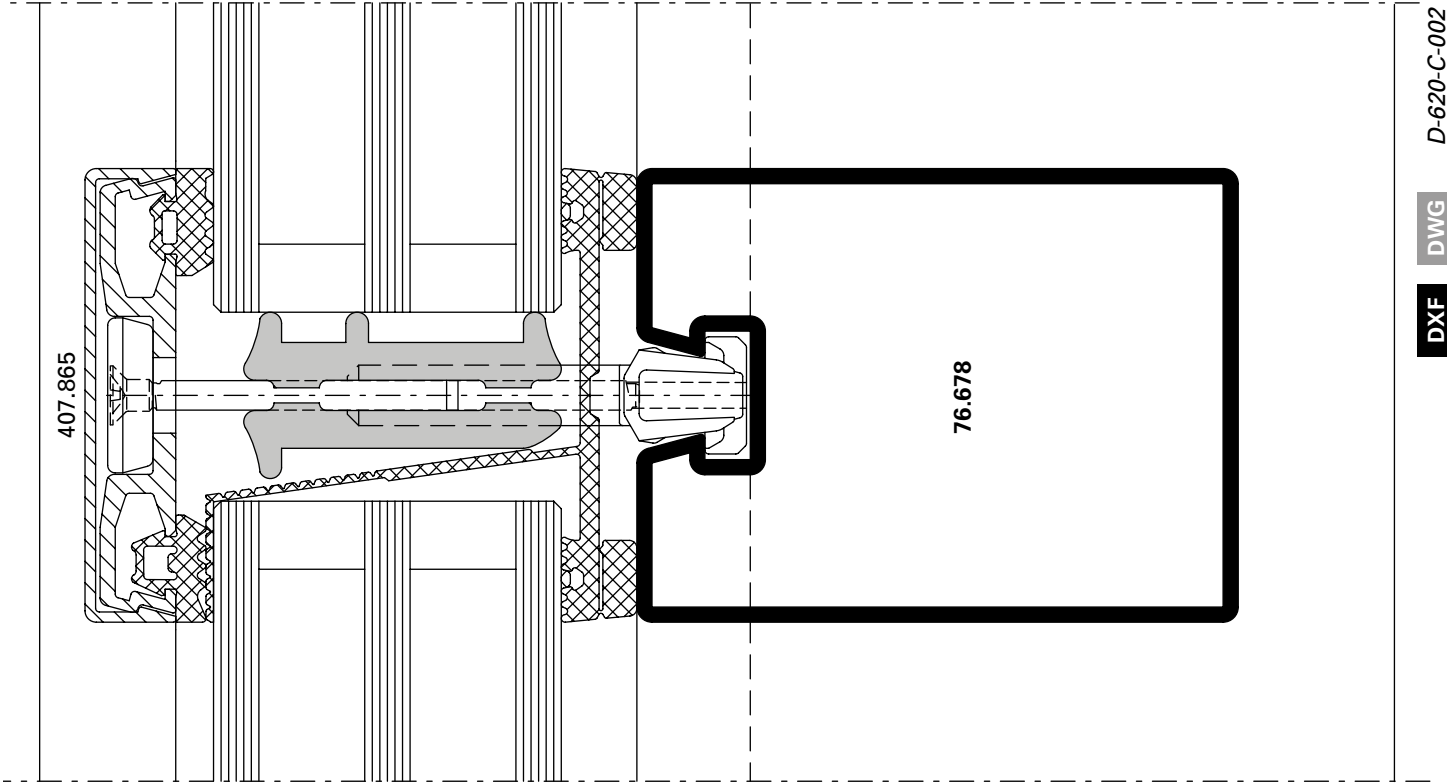
Schnittpunkte im Massstab 1:1
Coupe de détails à l'échelle 1:1
Section details on scale 1:1

VISS Fassade
VISS façade
VISS façade

VISS HI
Riegel-Detail
Ansichtsbreite 60 mm

VISS HI
Détail de la traverse
Largeur de face 60 mm

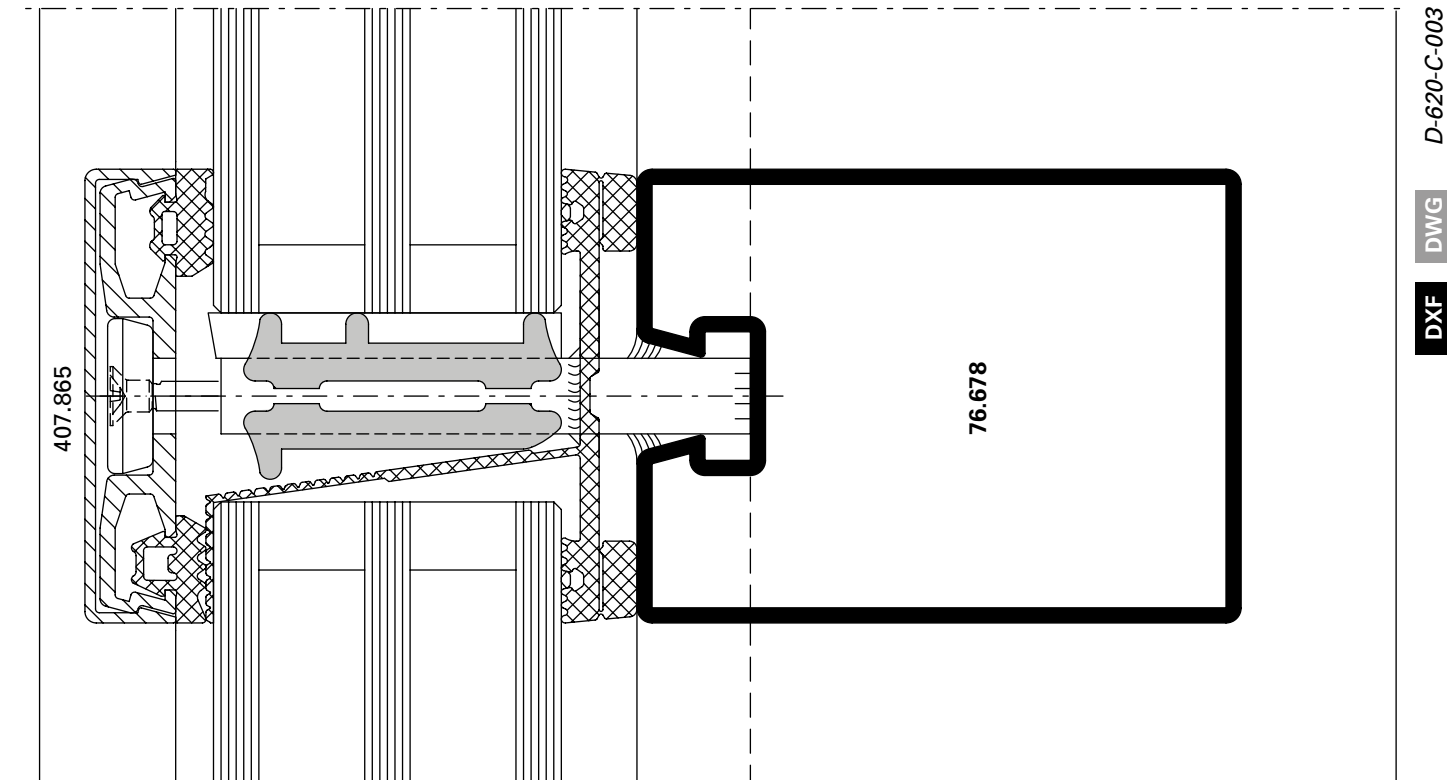
VISS HI
Detail of transom
Width 60 mm



DWG D-620-C-002

DWG

DXF



DWG D-620-C-003

DWG

DXF

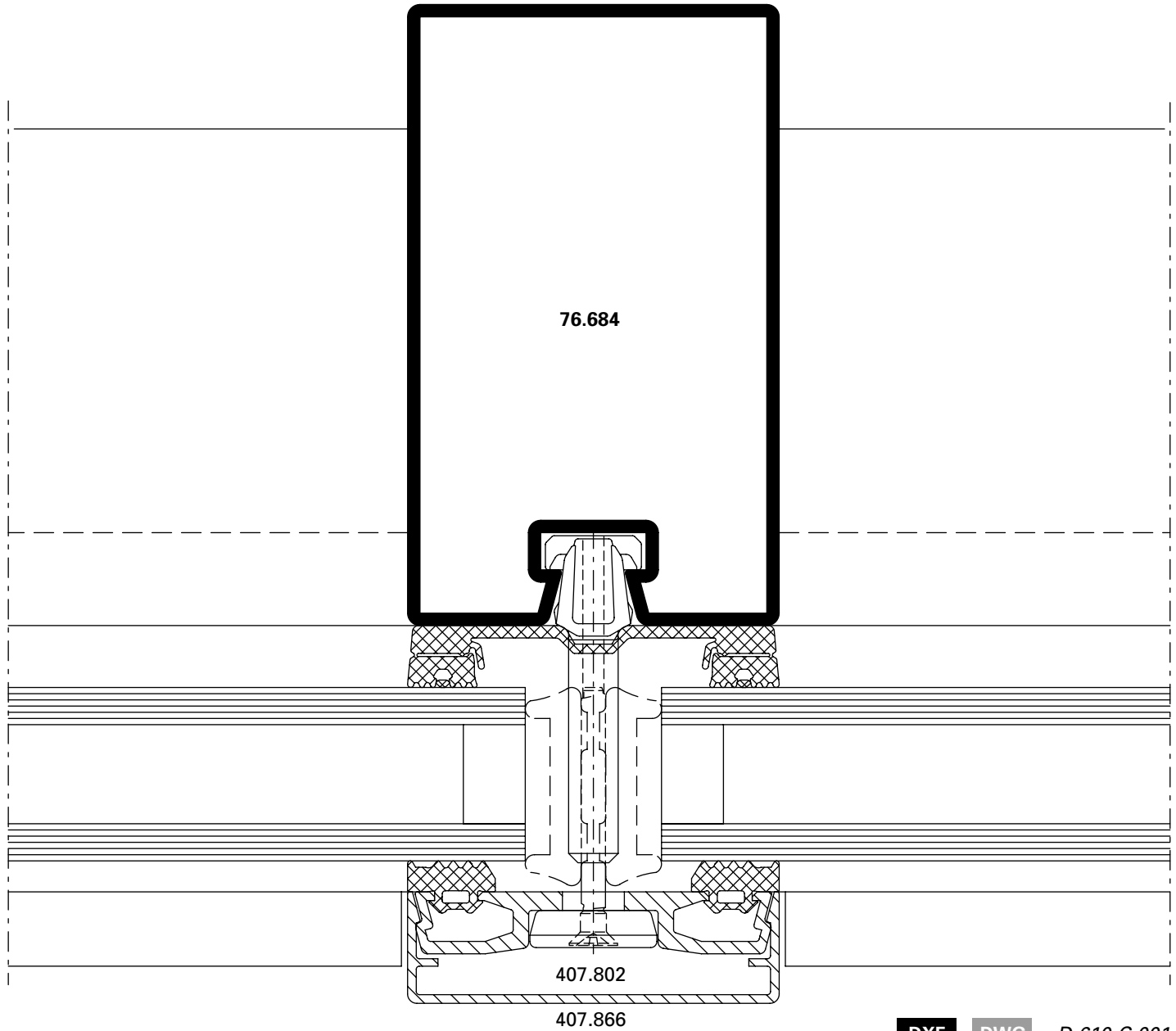
Schnittpunkte im Massstab 1:1
Coupe de détails à l'échelle 1:1
Section details on scale 1:1

VISS Fassade
VISS façade
VISS façade

Pfosten-Detail
Ansichtsbreite 60 mm

Détail du montant
Largeur de face 60 mm

Detail of mullion
Width 60 mm

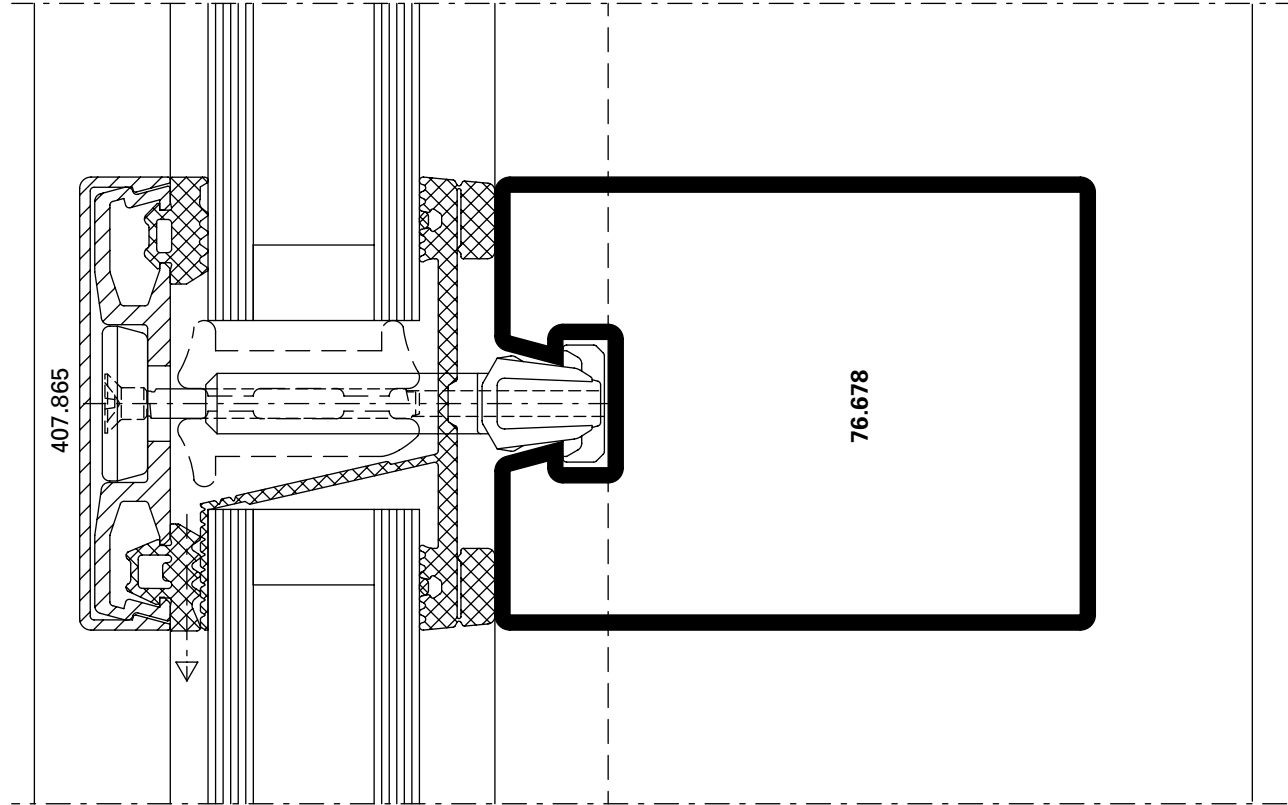


DXF **DWG** D-610-C-001

Riegel-Detail
Ansichtsbreite 60 mm

Détail de la traverse
Largeur de face 60 mm

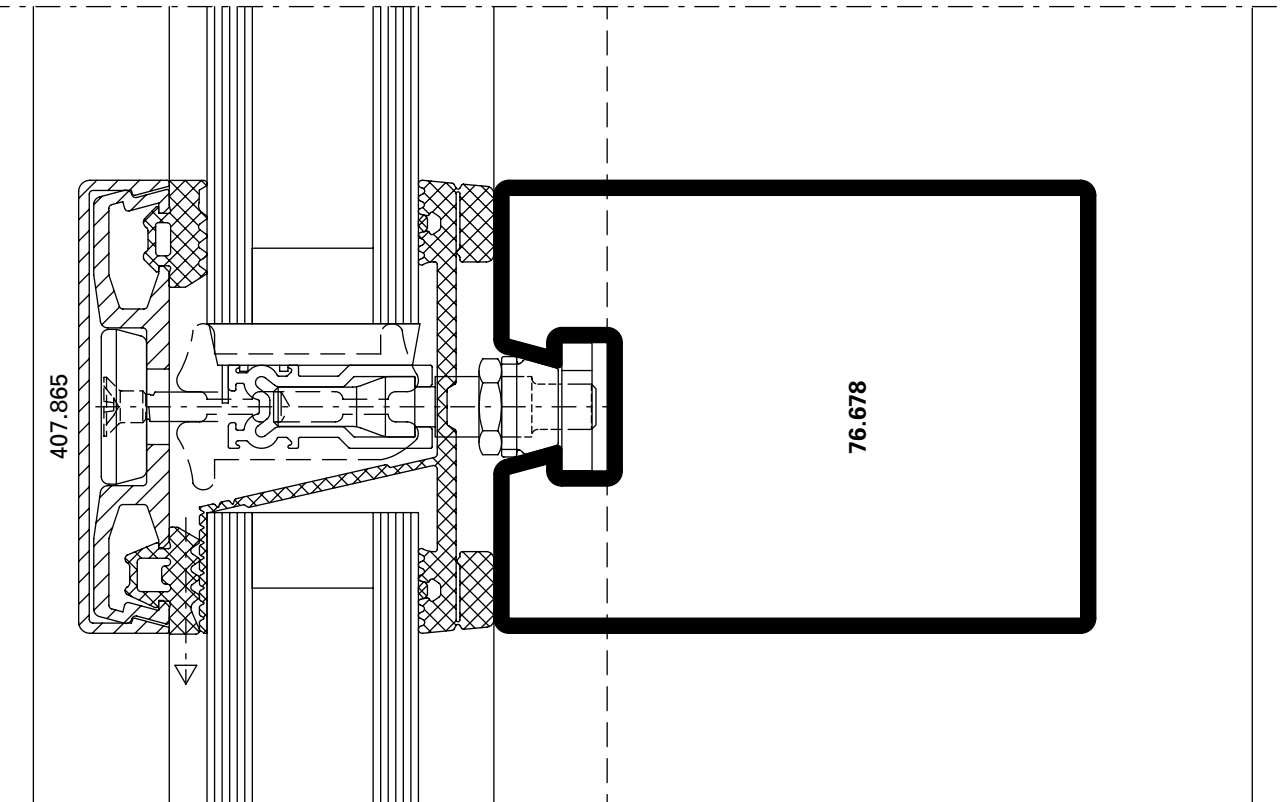
Detail of transom
Width 60 mm



D-610-C-002

DWG

DXF



D-610-C-003

DWG

DXF

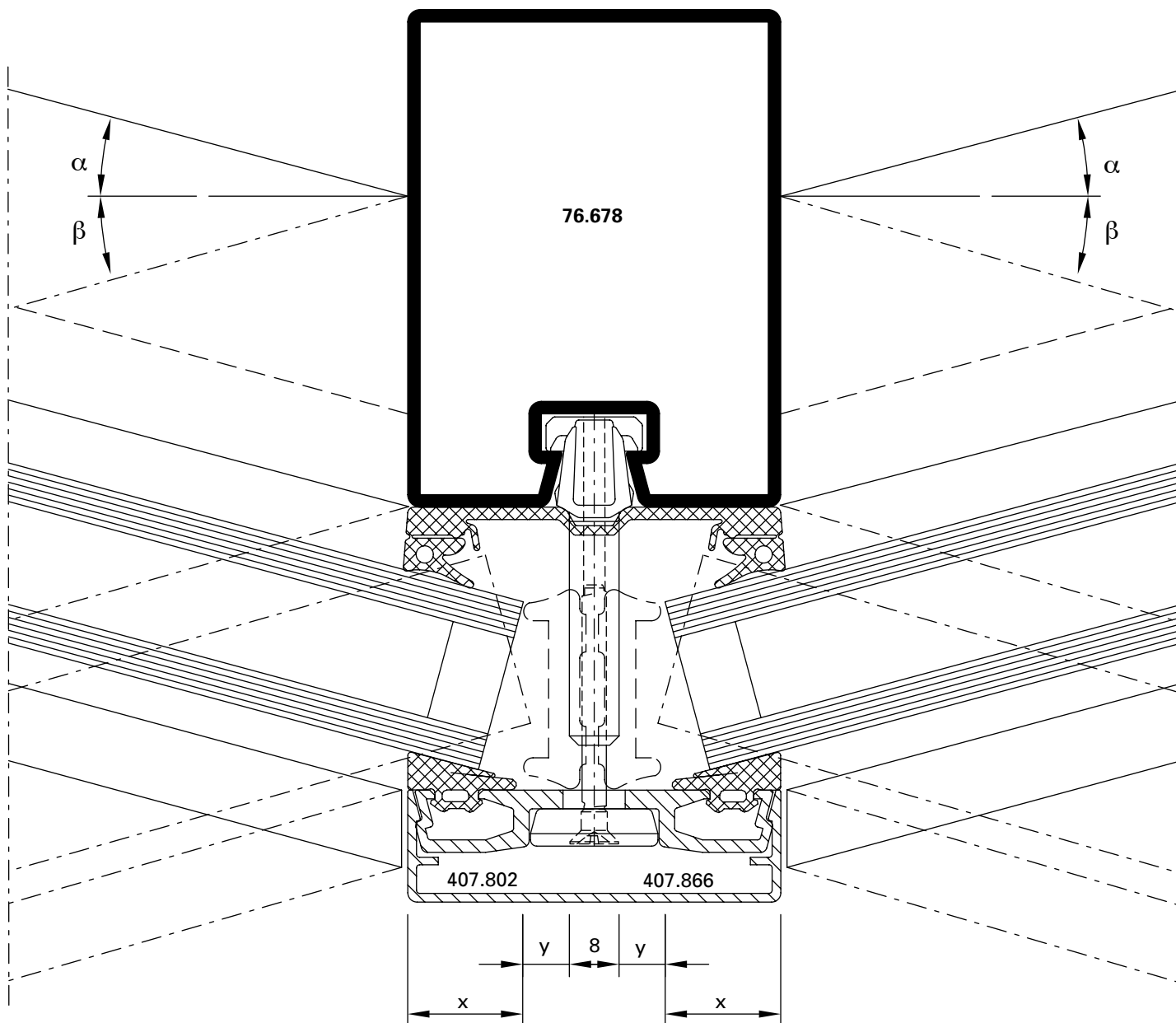
Schnittpunkte im Massstab 1:1
 Coupe de détails à l'échelle 1:1
 Section details on scale 1:1

VISS Fassade
 VISS façade
 VISS façade

Pfosten-Detail
 Segmentverglasung 60 mm

Détail du montant
 Vitrage segmenté 60 mm

Detail of mullion
 Segmental glazing, width 60 mm



DXF DWG D-610-C-004

α	β	Füllelement- dicke	X (max) mm	Y (min) mm
0 – 5°		20 – 70 mm	21	5
	5 – 10°	20 – 50 mm	21	5
	10 – 15°	20 – 35 mm	21	5

α	β	Epaisseur du remplissage	X (max) mm	Y (min) mm
0 – 5°		20 – 70 mm	21	5
	5 – 10°	20 – 50 mm	21	5
	10 – 15°	20 – 35 mm	21	5

α	β	Thickness of glass/panel	X (max) mm	Y (min) mm
0 – 5°		20 – 70 mm	21	5
	5 – 10°	20 – 50 mm	21	5
	10 – 15°	20 – 35 mm	21	5

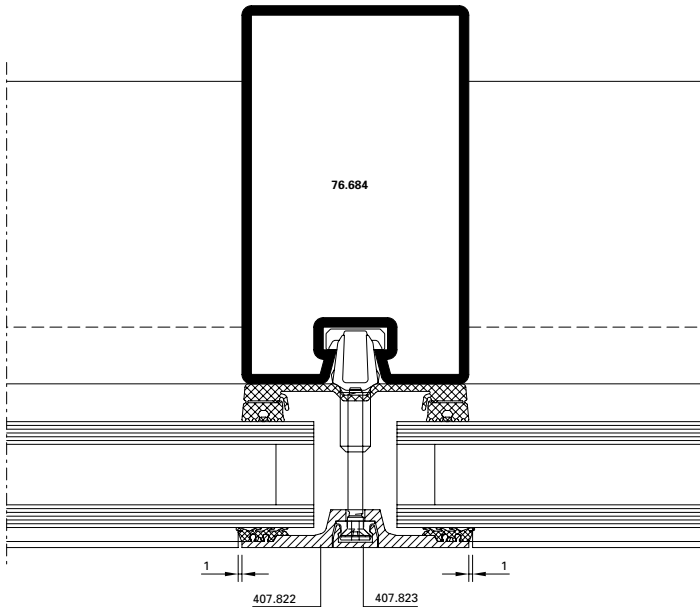
Schnittpunkte im Massstab 1:2
Coupe de détails à l'échelle 1:2
Section details on scale 1:2

VISS Fassade
VISS façade
VISS façade

Pfosten-Detail
Flaches Deckprofil
Ansichtsbreite 60 mm

Détail du montant
Profilé de recouvrement plat
Largeur de face 60 mm

Detail of mullion
Flat cover cap
Width 60 mm

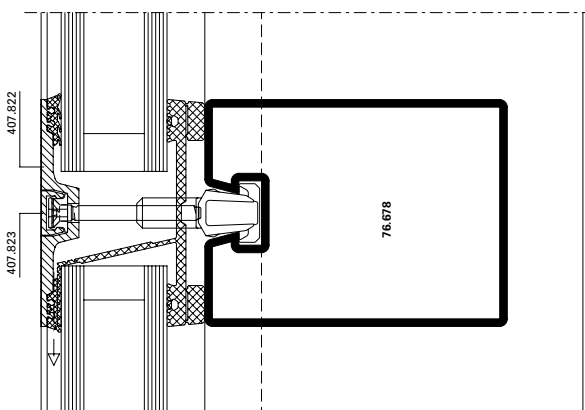


DXF **DWG** *D-610-C-011*

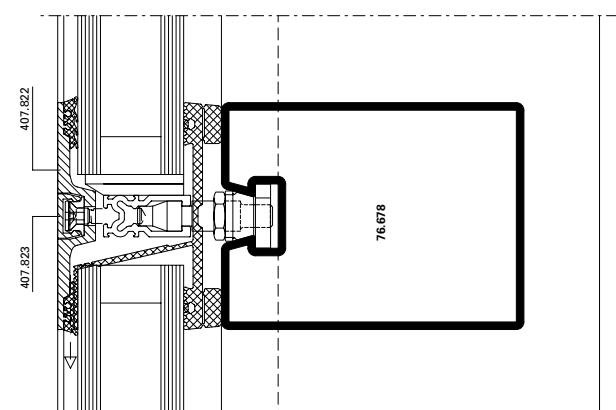
Riegel-Detail
Flaches Deckprofil
Ansichtsbreite 60 mm

Détail de la traverse
Profilé de recouvrement plat
Largeur de face 60 mm

Detail of transom
Flat cover cap
Width 60 mm



DXF **DWG** *D-610-C-012*



DXF **DWG** *D-610-C-013*

Schnittpunkte im Masstab 1:2

Coupe de détails à l'échelle 1:2

Section details on scale 1:2

VISS Fassade

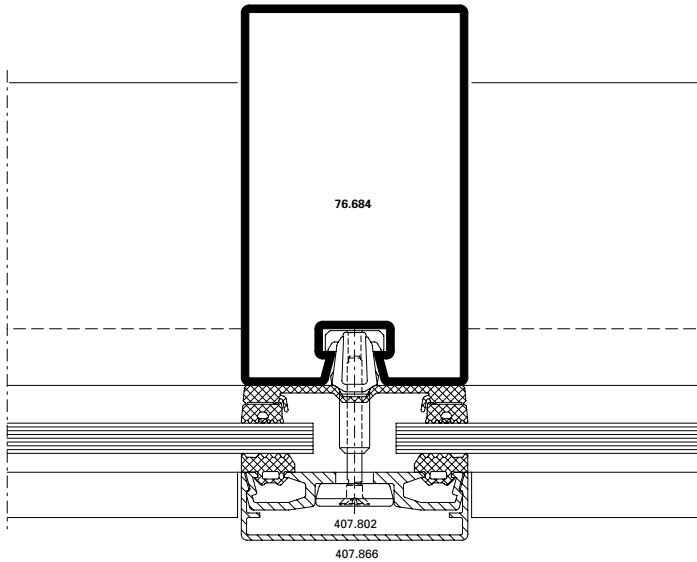
VISS façade

VISS façade

Pfosten-Detail
Einfachverglasung
Ansichtsbreite 60 mm

Détail du montant
Vitrage simple
Largeur de face 60 mm

Detail of mullion
Single glazing
Width 60 mm



DXF

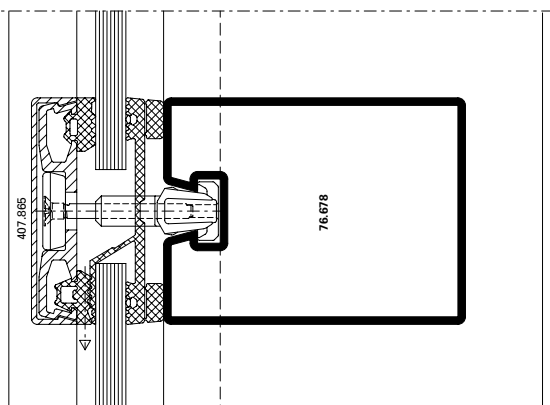
DWG

D-610-C-008

Riegel-Detail
Einfachverglasung
Ansichtsbreite 60 mm

Détail de la traverse
Vitrage simple
Largeur de face 60 mm

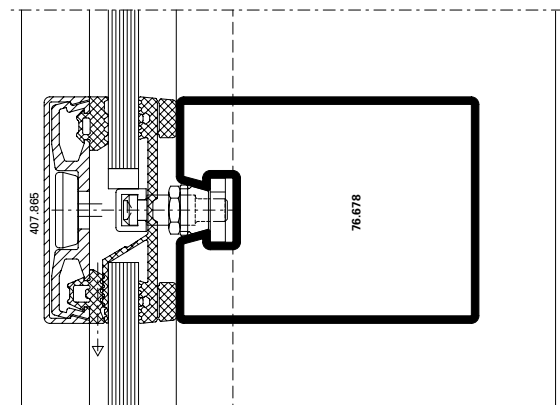
Detail of transom
Single glazing
Width 60 mm



D-610-C-009

DWG

DXF



D-610-C-010

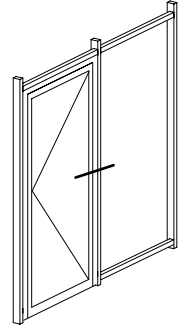
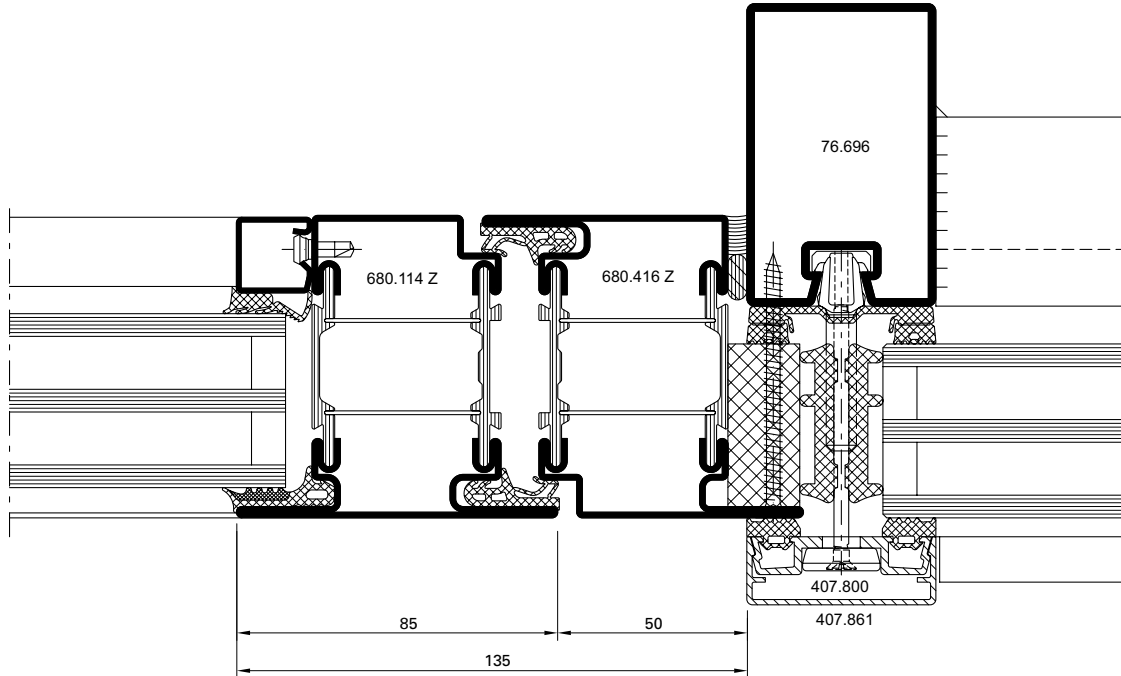
DWG

DXF

Einsatzelement
 Janisol HI Türe

Élément de remplissage
 Porte Janisol HI

Infill element
 Janisol HI door



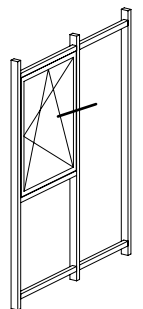
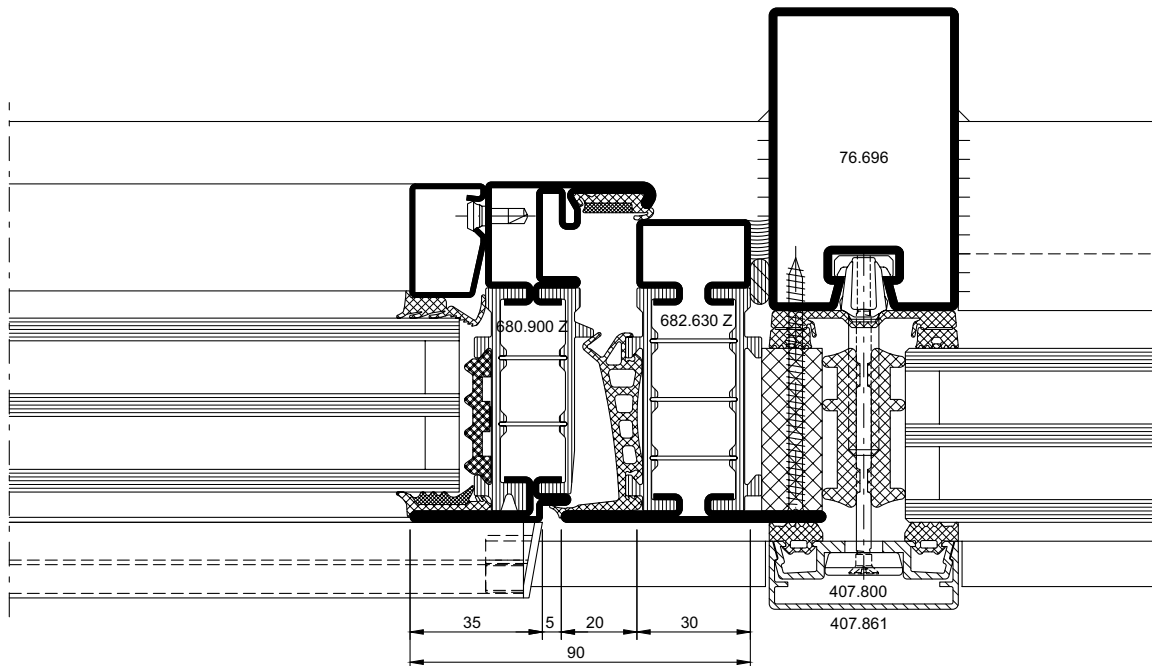
DXF DWG

D-160-A-012

Einsatzelement
 Janisol HI Fenster

Élément de remplissage
 Fenêtre Janisol HI

Infill element
 Janisol HI window



DXF DWG

D-161-A-022

* Bei grossen, schweren und/oder stark frequentierten Türanlagen ist eine zusätzliche Verschraubung im Bandbereich erforderlich.

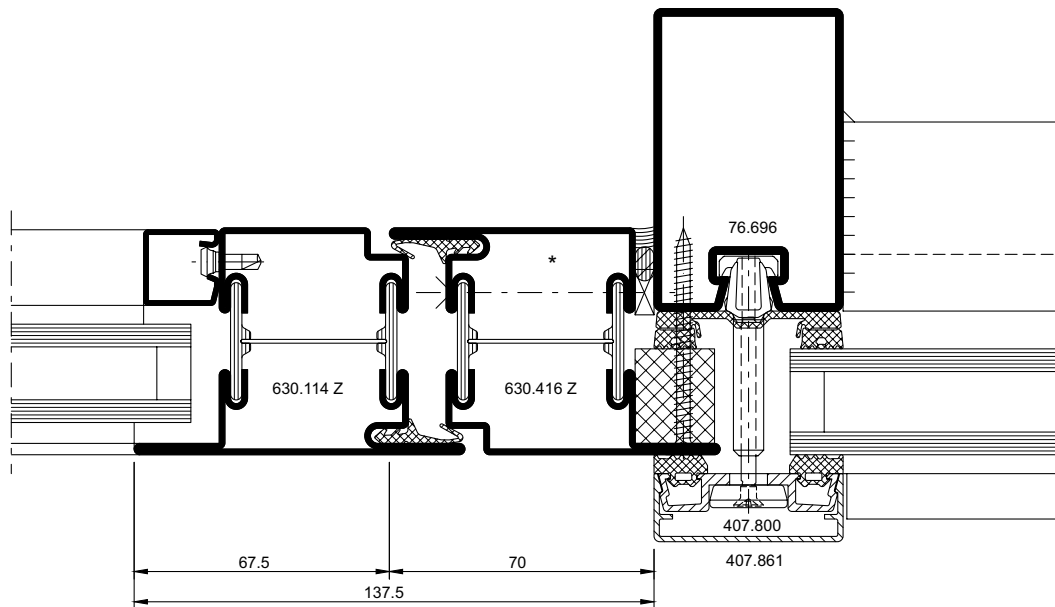
* Pour les portes lourdes de grandes dimensions et/ou fortement fréquentées, un vissage supplémentaire au niveau des paumelles est nécessaire.

* for large heavy and/or frequently used door systems, additional screw connections are required in the hinge area.

Einsatzelement
 Janisol Türe

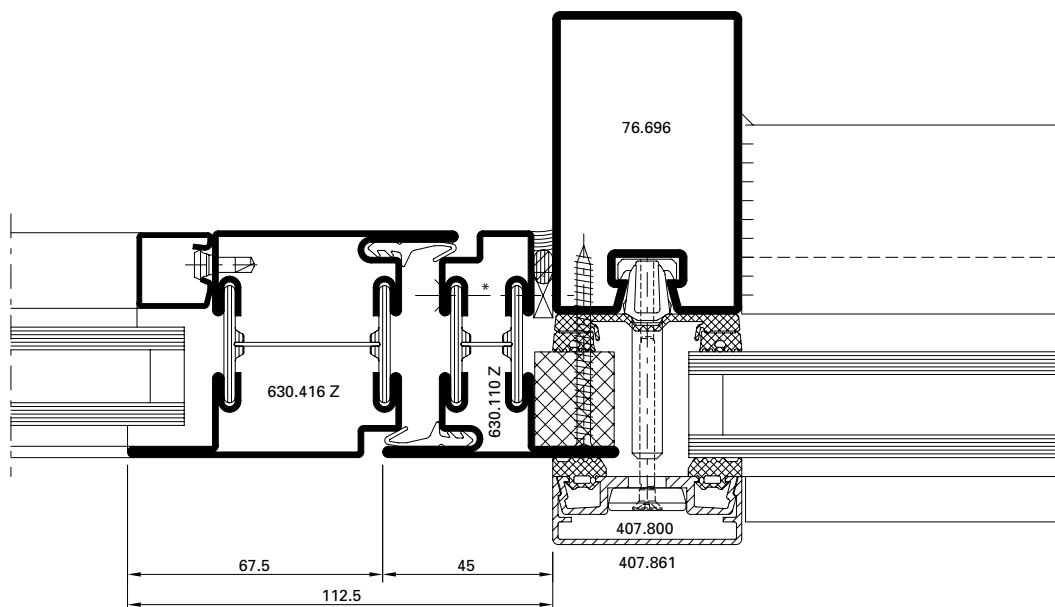
Élément de remplissage
 Porte Janisol

Infill element
 Janisol door



DXF DWG

D-510-K-015



DXF DWG

D-510-K-007

* Bei grossen, schweren und/oder stark frequentierten Türanlagen ist eine zusätzliche Verschraubung im Bandbereich erforderlich.

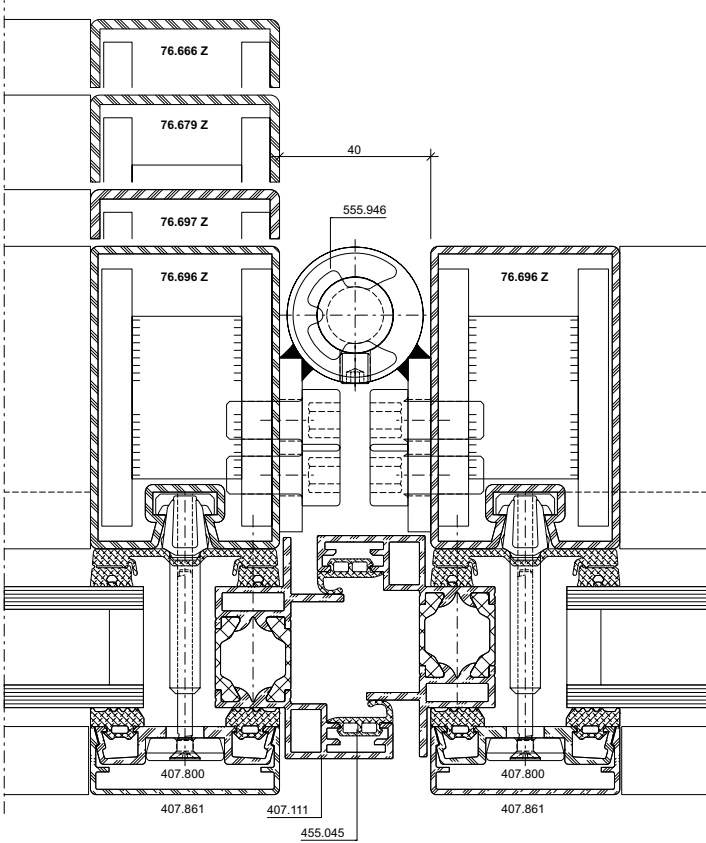
* Pour les portes lourdes de grandes dimensions et/ou fortement fréquentées, un vissage supplémentaire au niveau des paumelles est nécessaire.

* for large heavy and/or frequently used door systems, additional screw connections are required in the hinge area.

Einsatzelement
VISS Drehtüre

Élément de remplissage
Porte à la française VISS

Infill element
VISS side-hung door



DXF

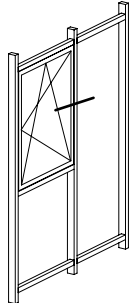
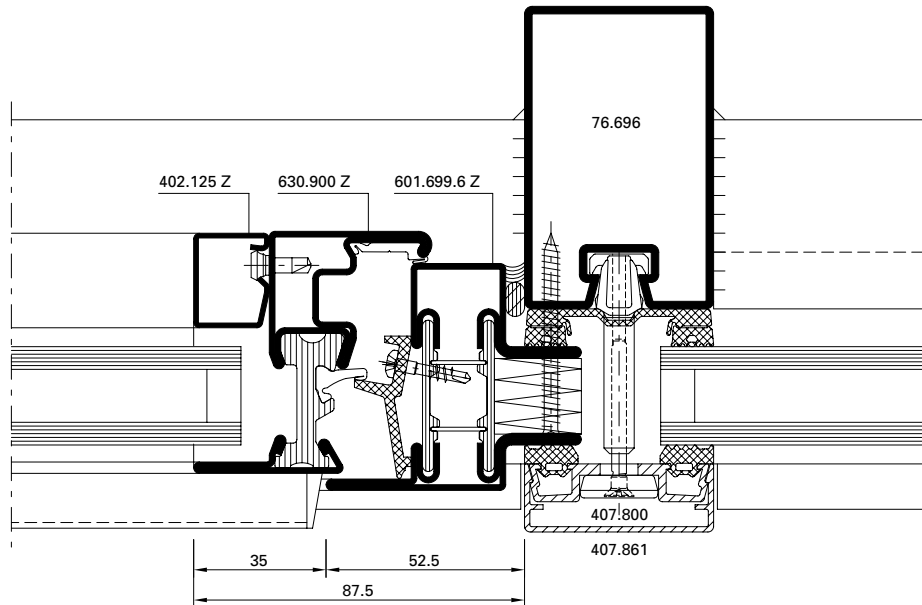
DWG

51-0208-C-001

Einsatzelement
 Fenster Janisol Primo

Élément de remplissage
 Fenêtre Janisol Primo

Infill element
 Janisol Primo window



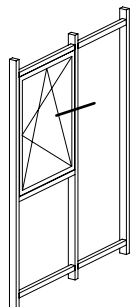
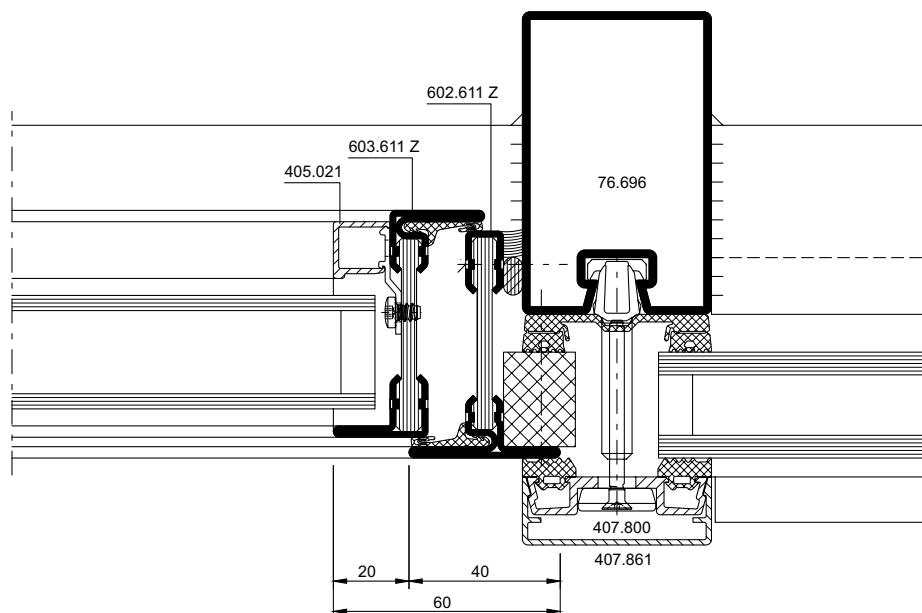
DXF **DWG**

D-510-K-001

Einsatzelement
 Janisol Arte

Élément de remplissage
 Janisol Arte

Infill element
 Janisol Arte



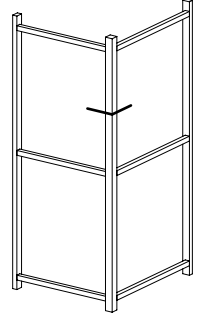
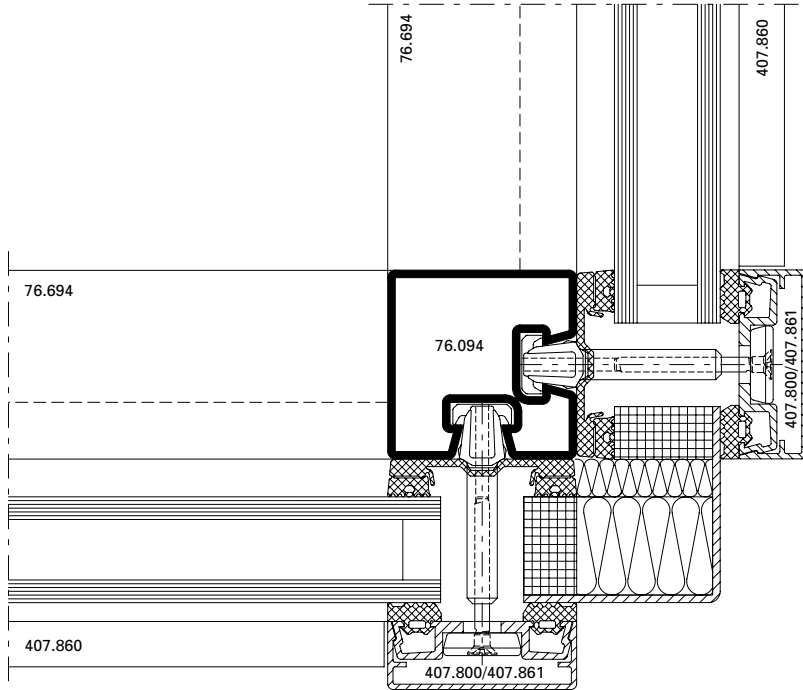
DXF **DWG**

D-510-K-016

Aussenecke 90°

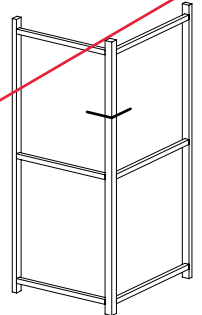
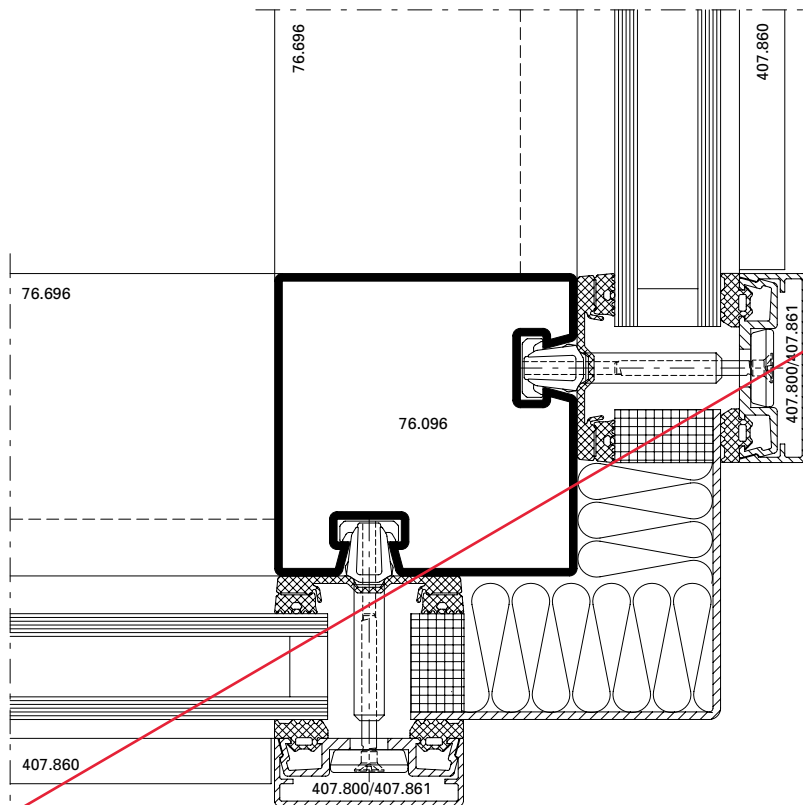
Angle extérieur 90°

Outer corner 90°



DXF DWG

D-510-K-011



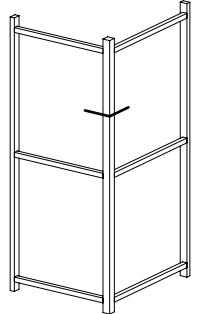
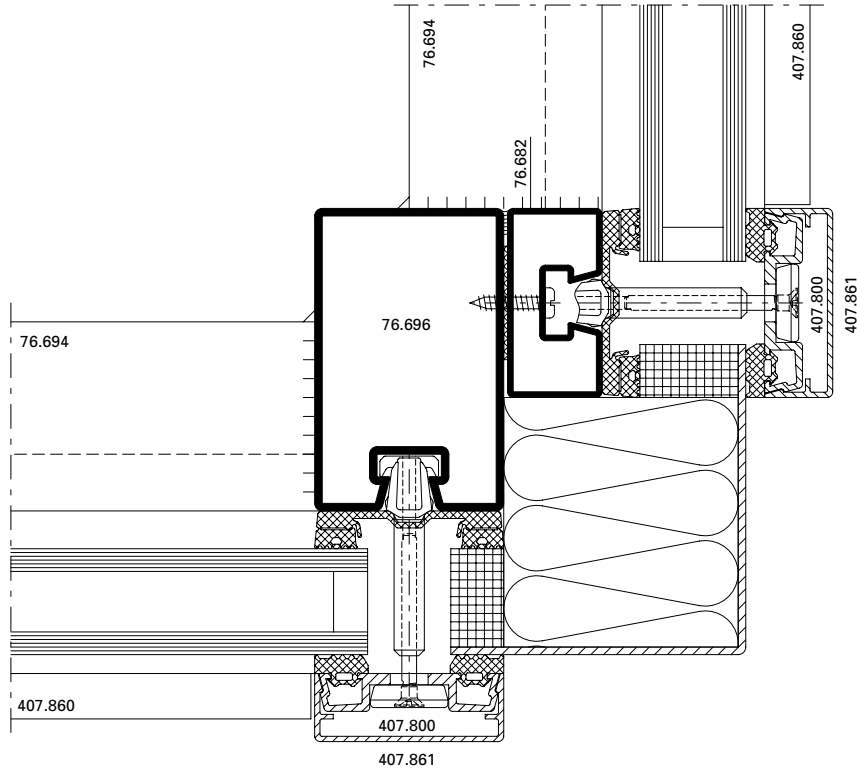
DXF DWG

D-510-K-012

Aussenecke 90°

Angle extérieur 90°

Outer corner 90°



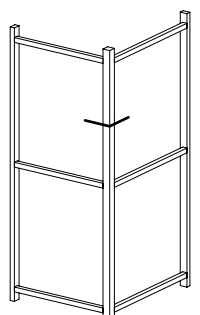
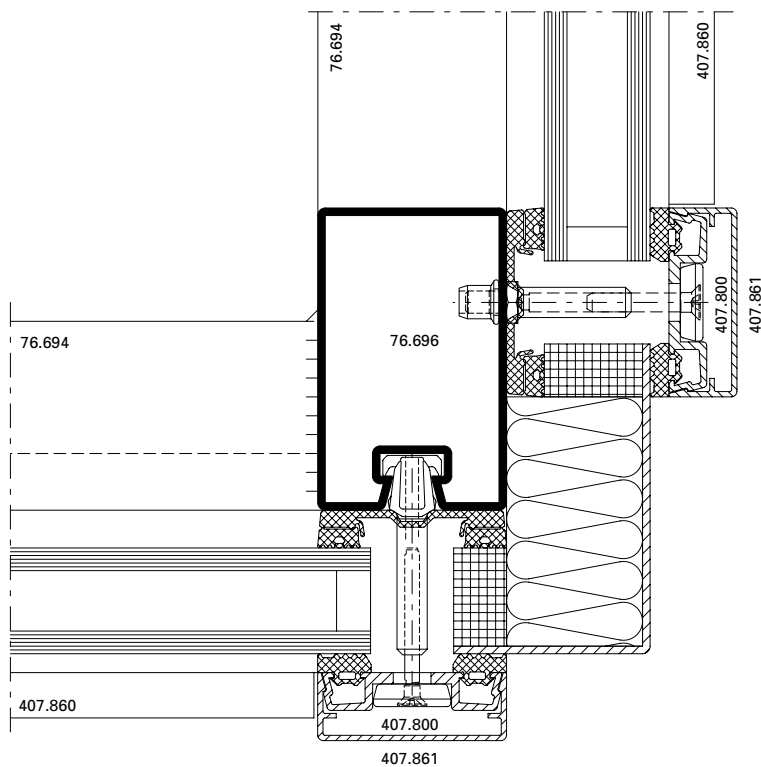
DXF DWG

D-510-K-005

Aussenecke 90°
 (Kombination mit VISS Basic)

Angle extérieur 90°
 (en combinaison avec VISS Basic)

Outer corner 90°
 (in combination with VISS Basic)



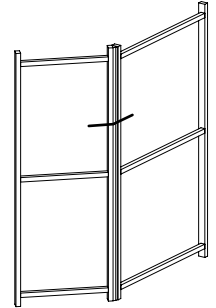
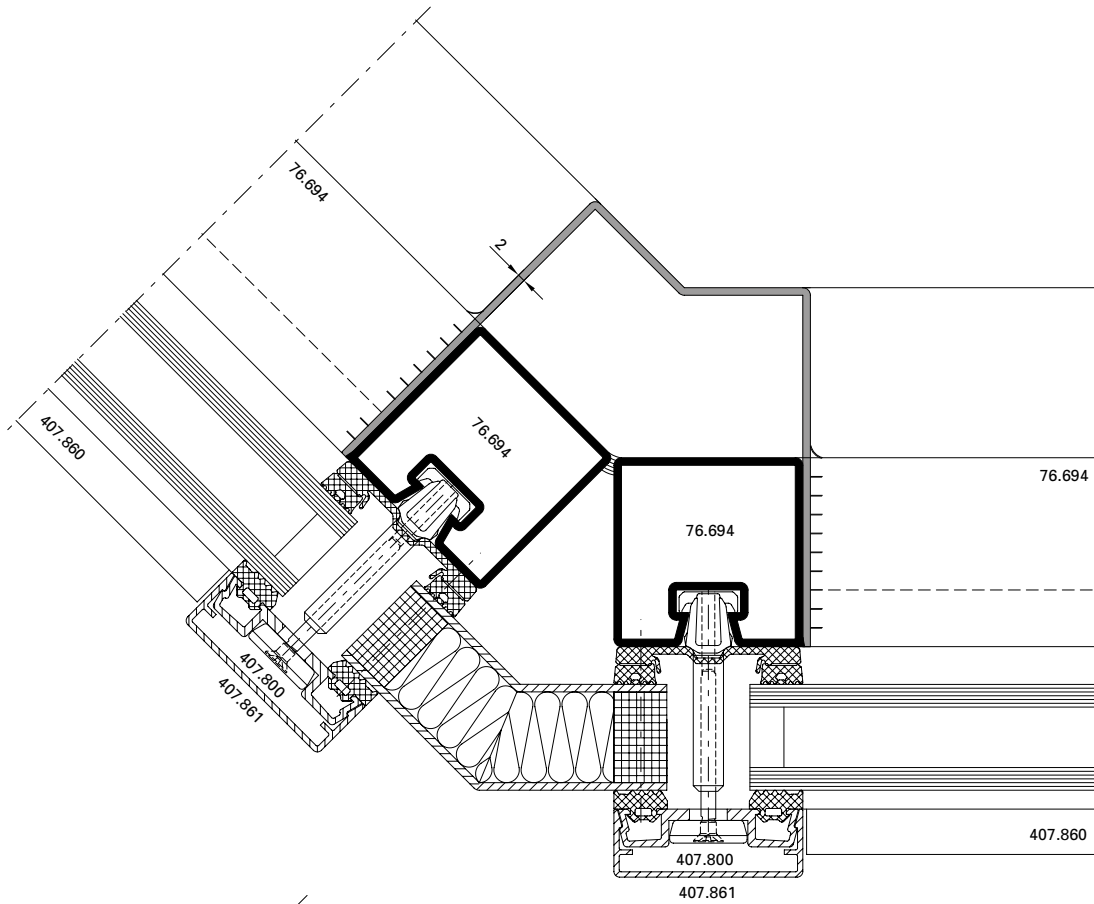
DXF DWG

D-510-K-010

Aussenecke 135°

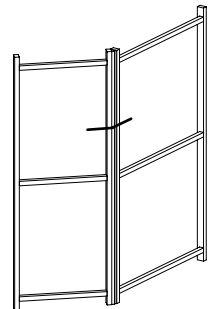
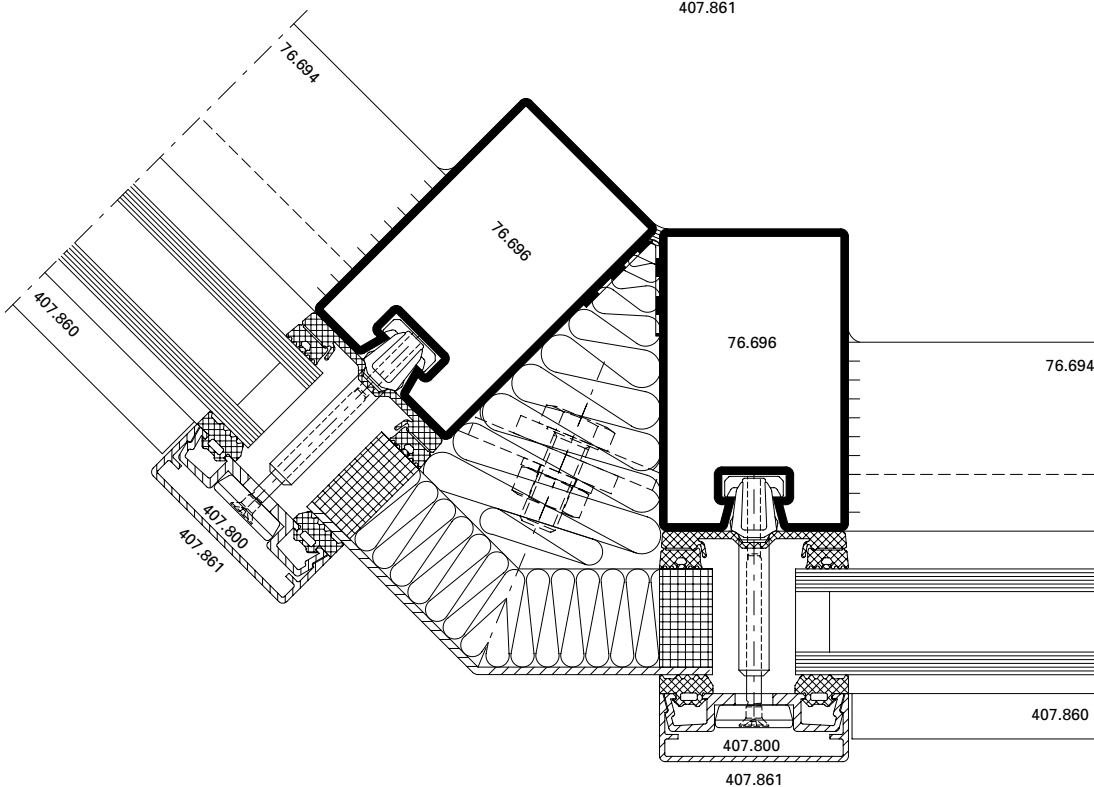
Angle extérieur 135°

Outer corner 135°



DXF DWG

D-510-K-003



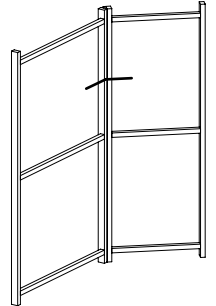
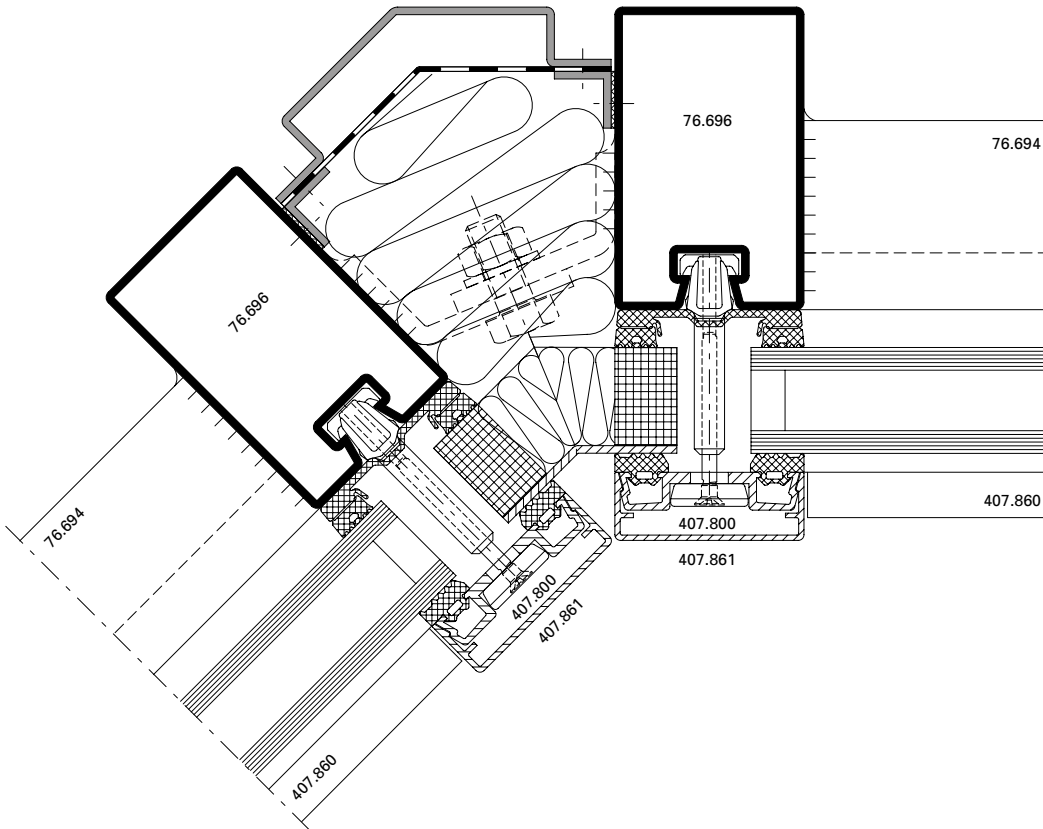
DXF DWG

D-510-K-004

Innenecke 135°

Angle intérieur 135°

Inner corner 135°



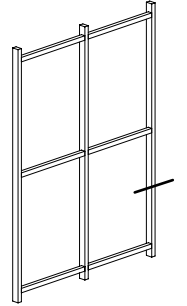
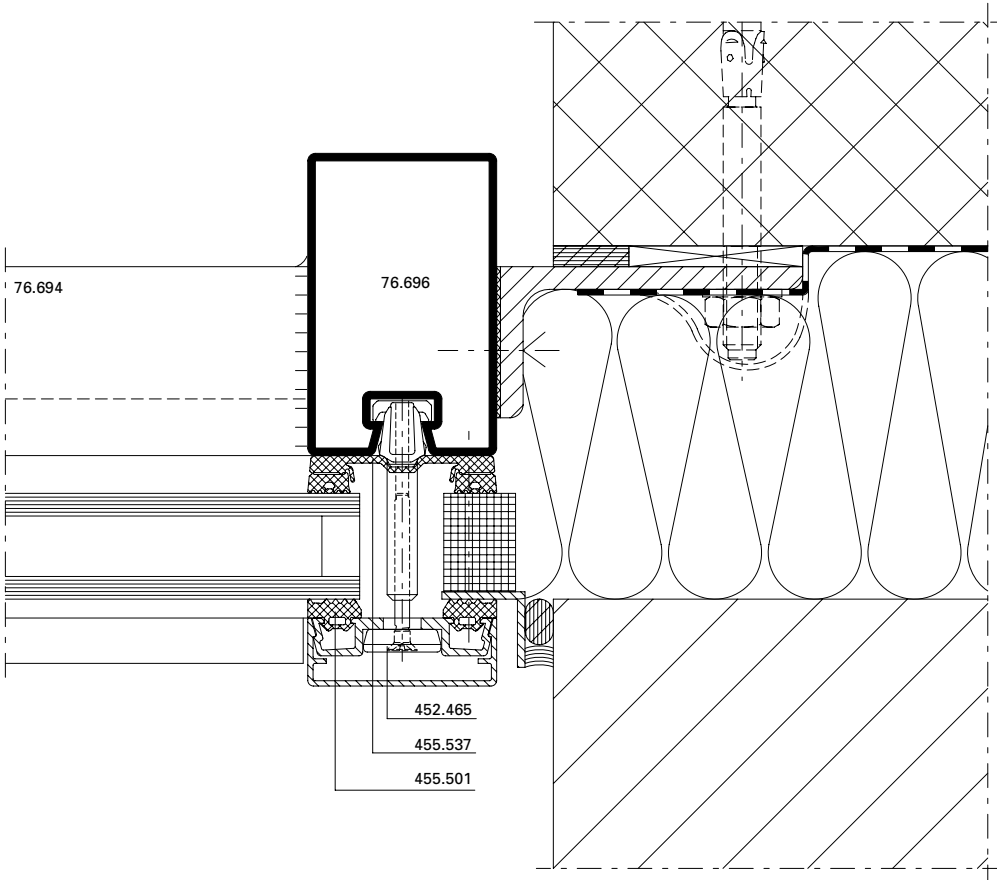
DXF

DWG

D-510-K-009

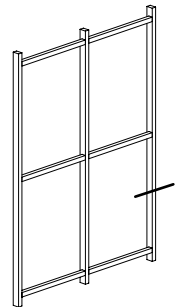
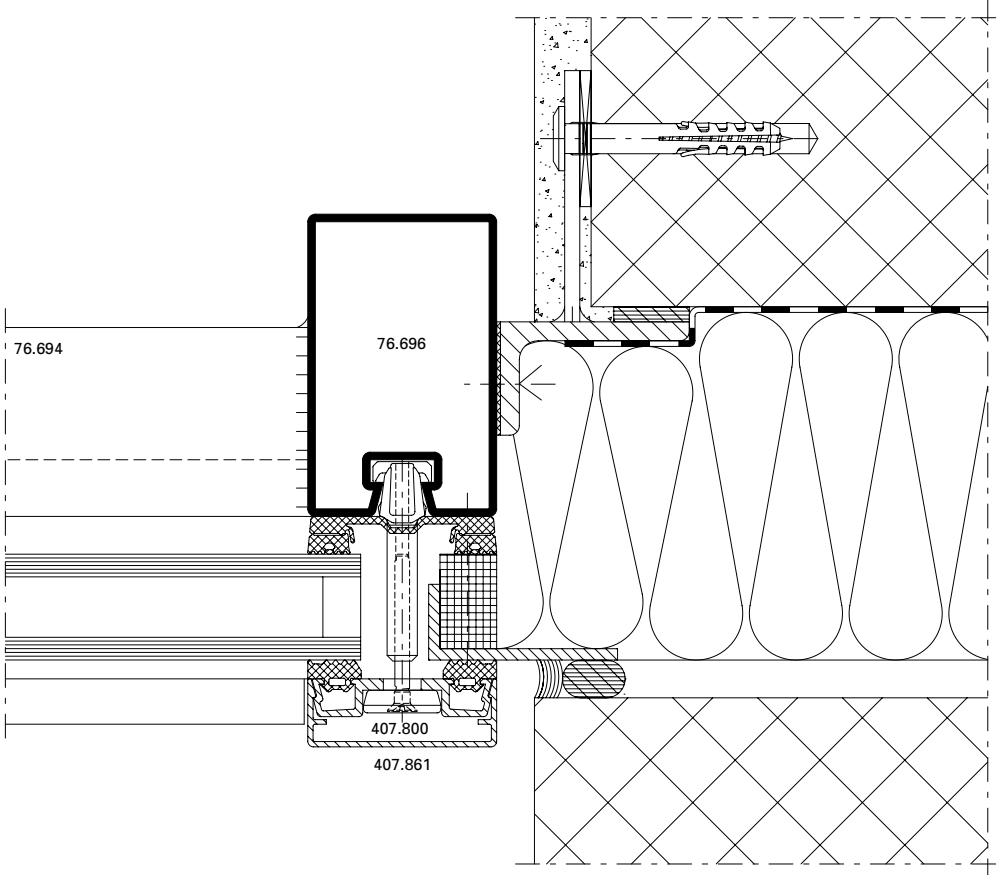
Anschlüsse am Bau im Massstab 1:2
Raccords au mur à l'échelle 1:2
Attachment to structure on scale 1:2

VISS Fassade
VISS façade
VISS façade



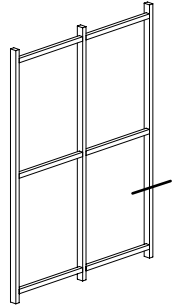
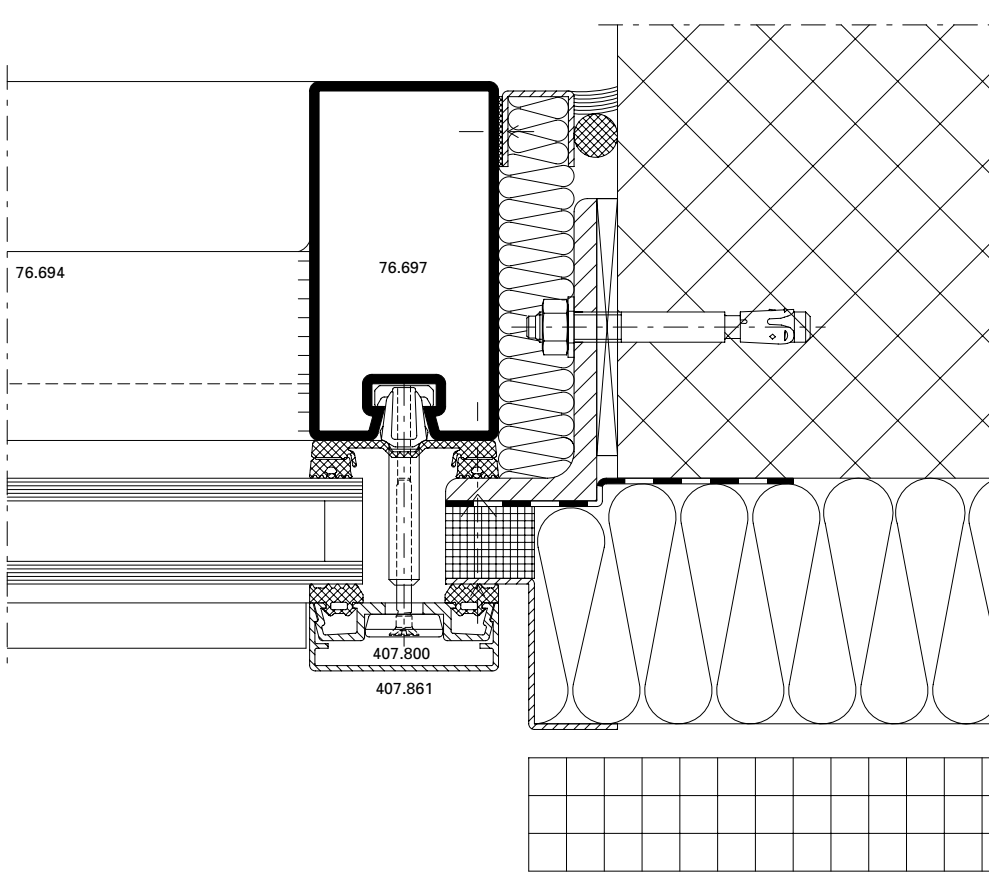
DXF DWG

D-510-A-001



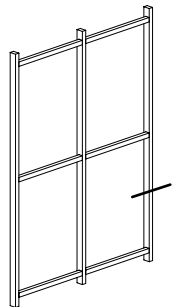
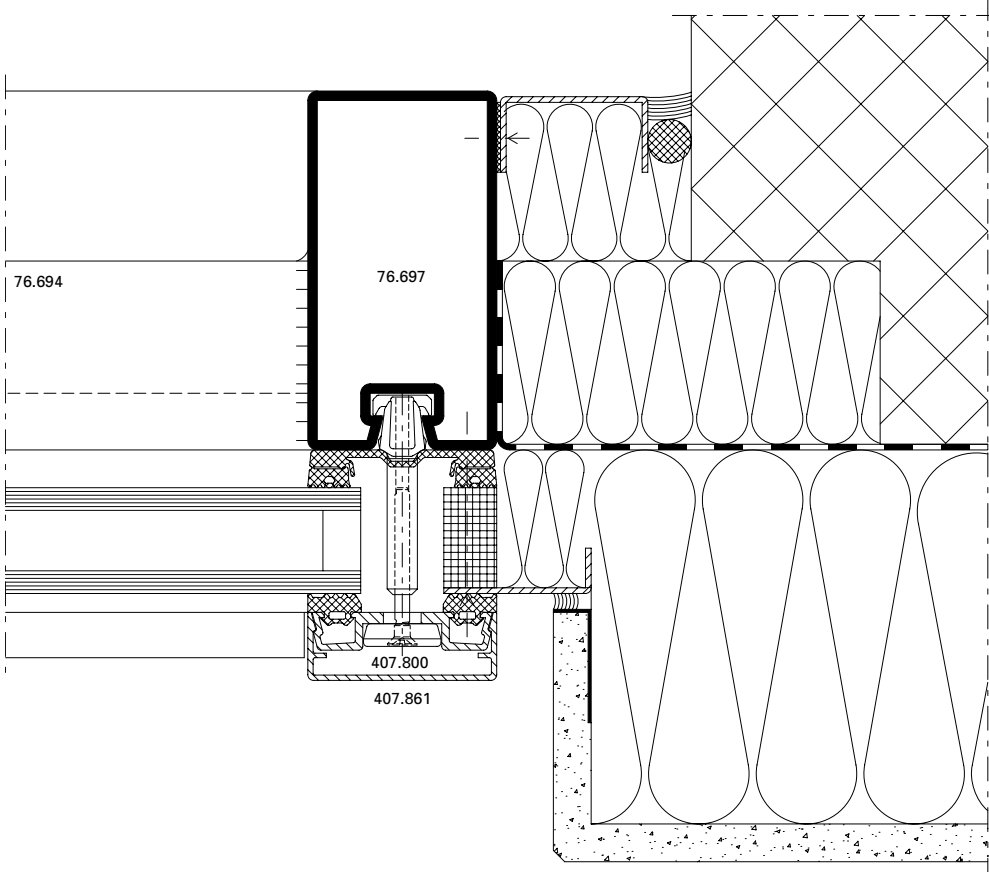
DXF DWG

D-510-A-002



DXF DWG

D-510-A-003

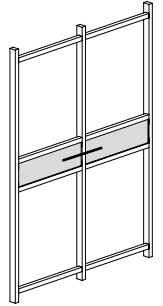
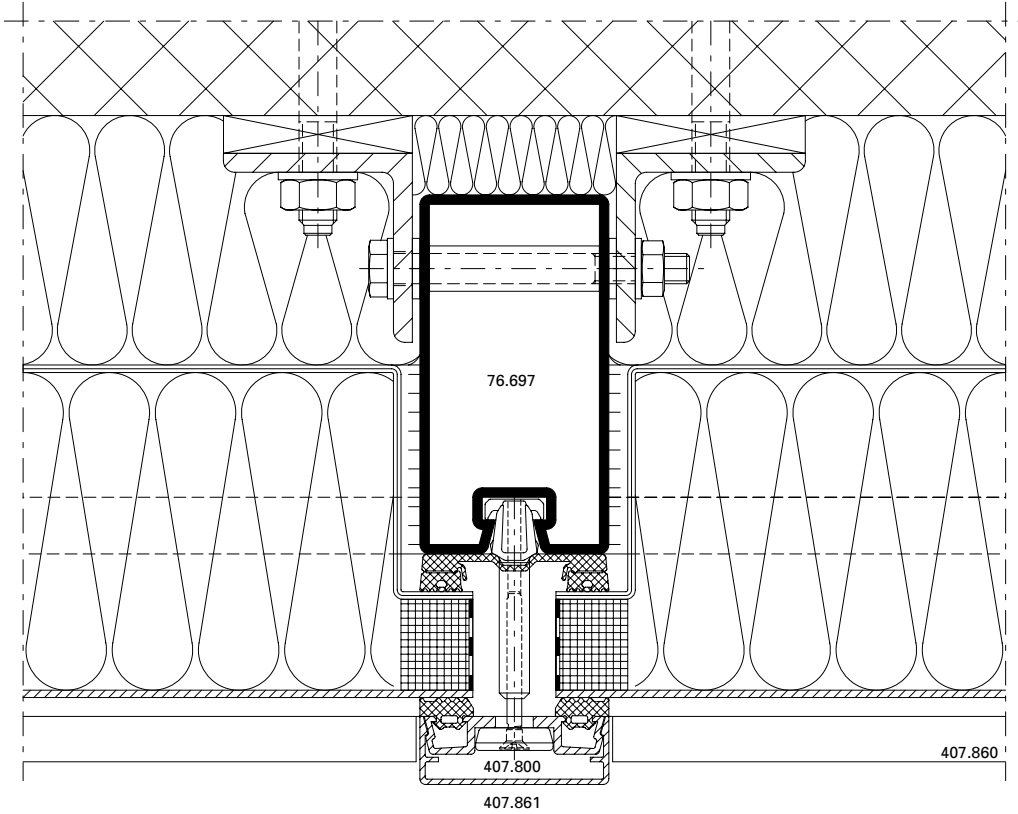


DXF DWG

D-510-A-004

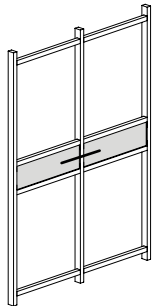
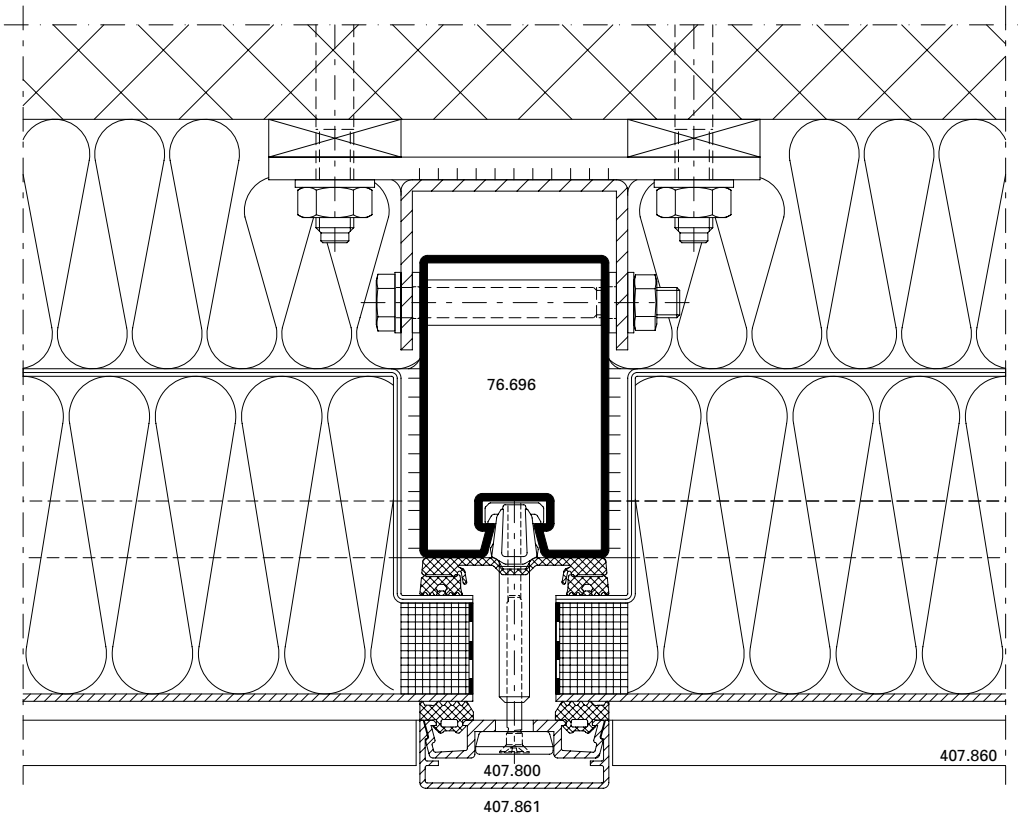
Anschlüsse am Bau im Massstab 1:2
Raccords au mur à l'échelle 1:2
Attachment to structure on scale 1:2

VISS Fassade
VISS façade
VISS façade



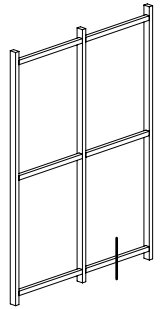
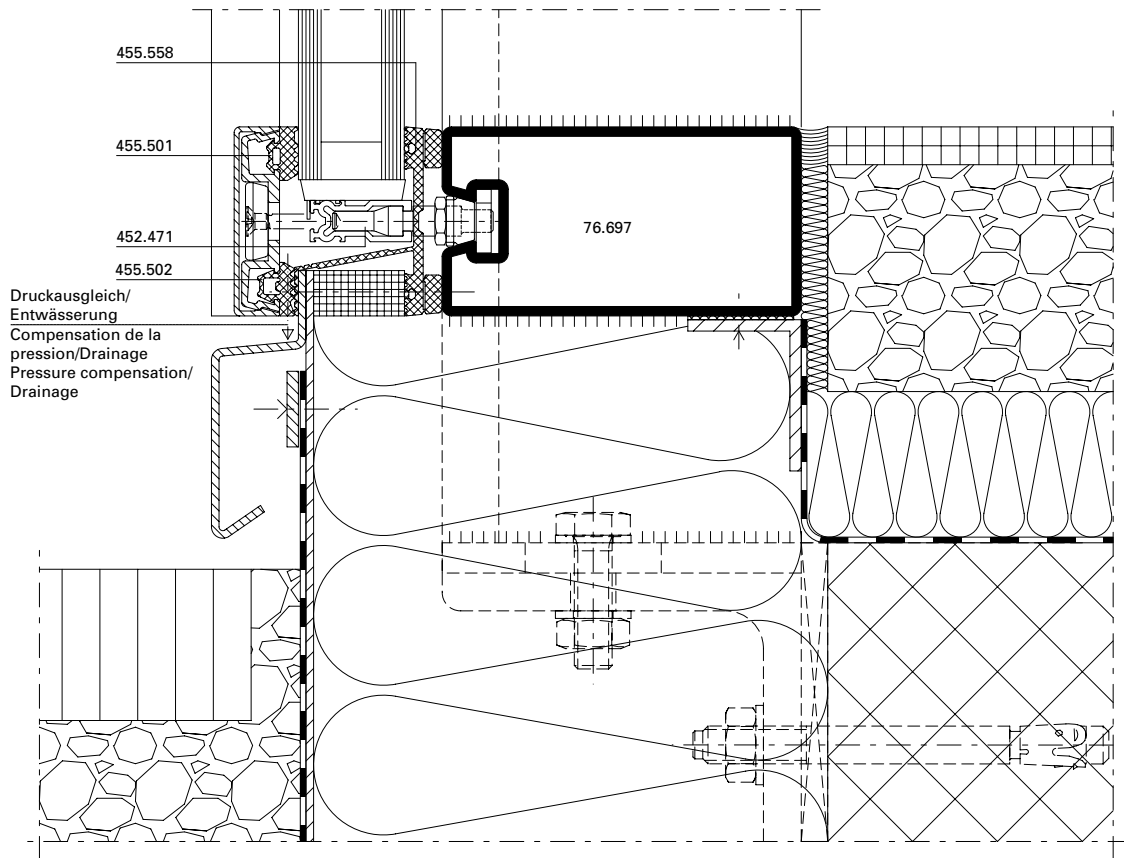
DXF DWG

D-510-A-005



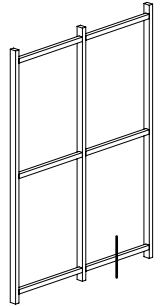
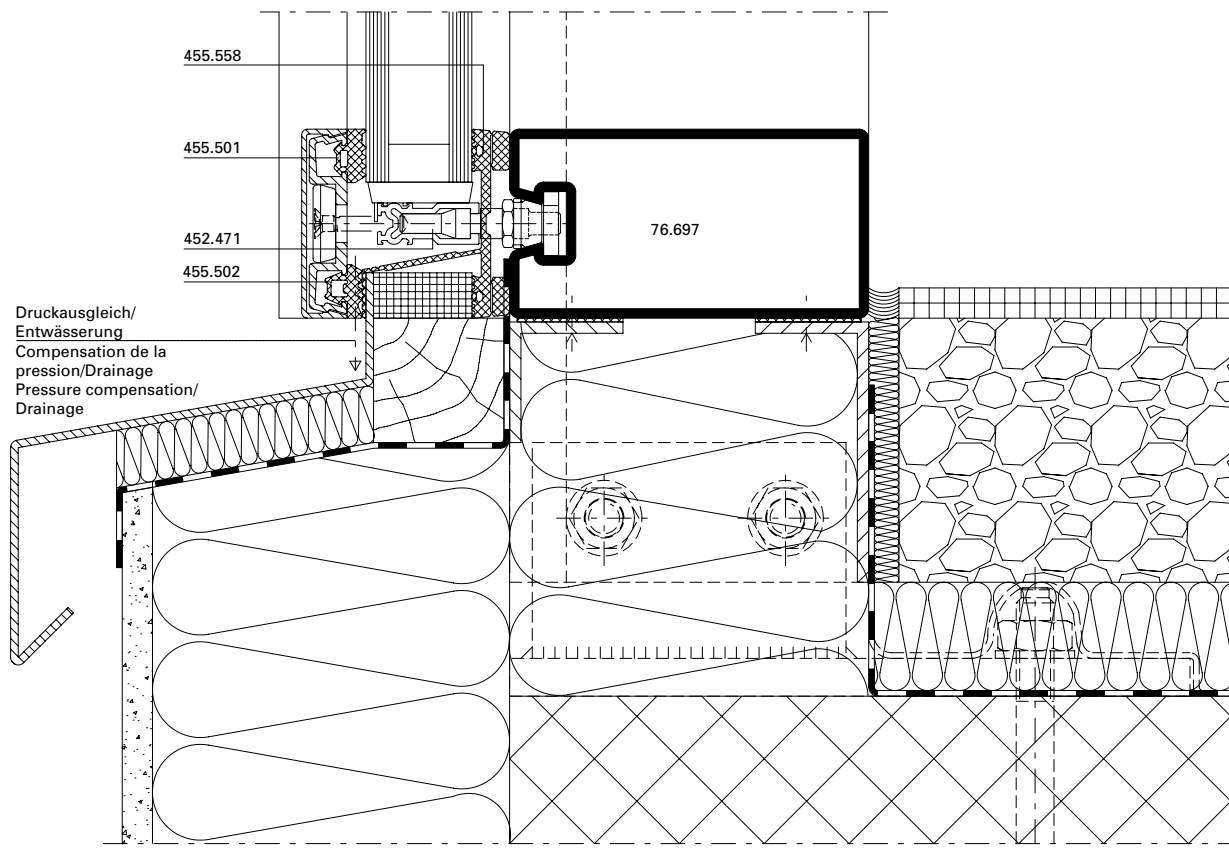
DXF DWG

D-510-A-006



DXF DWG

D-510-A-007

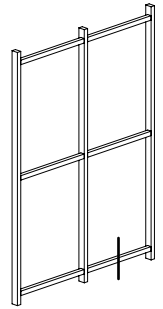
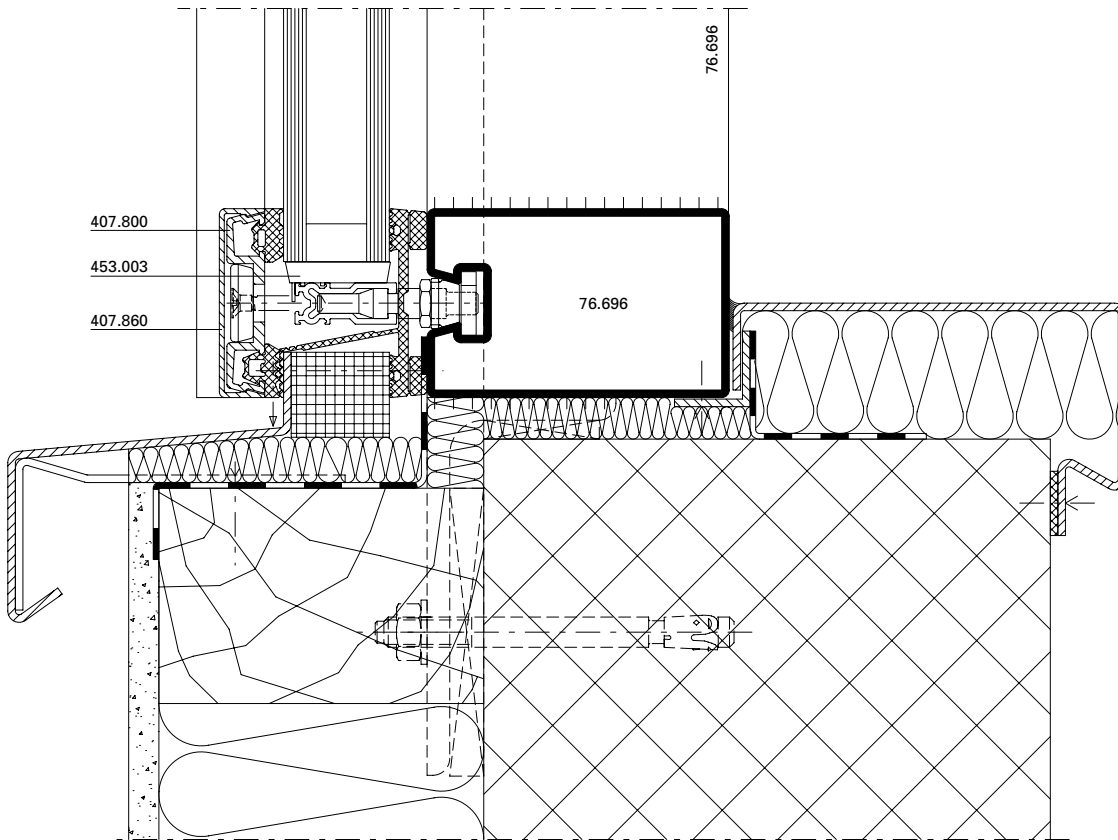


DXF DWG

D-510-A-008

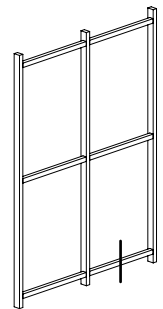
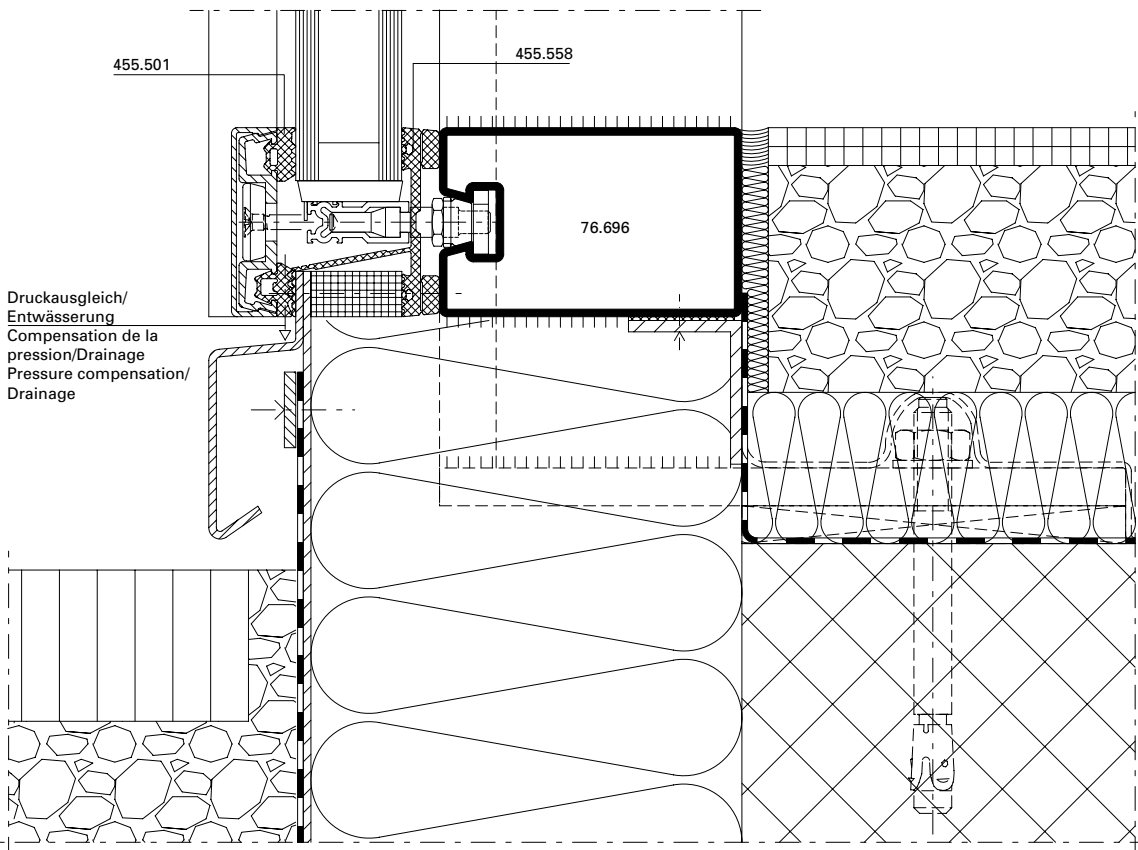
Anschlüsse am Bau im Massstab 1:2
Raccords au mur à l'échelle 1:2
Attachment to structure on scale 1:2

VISS Fassade
VISS façade
VISS façade



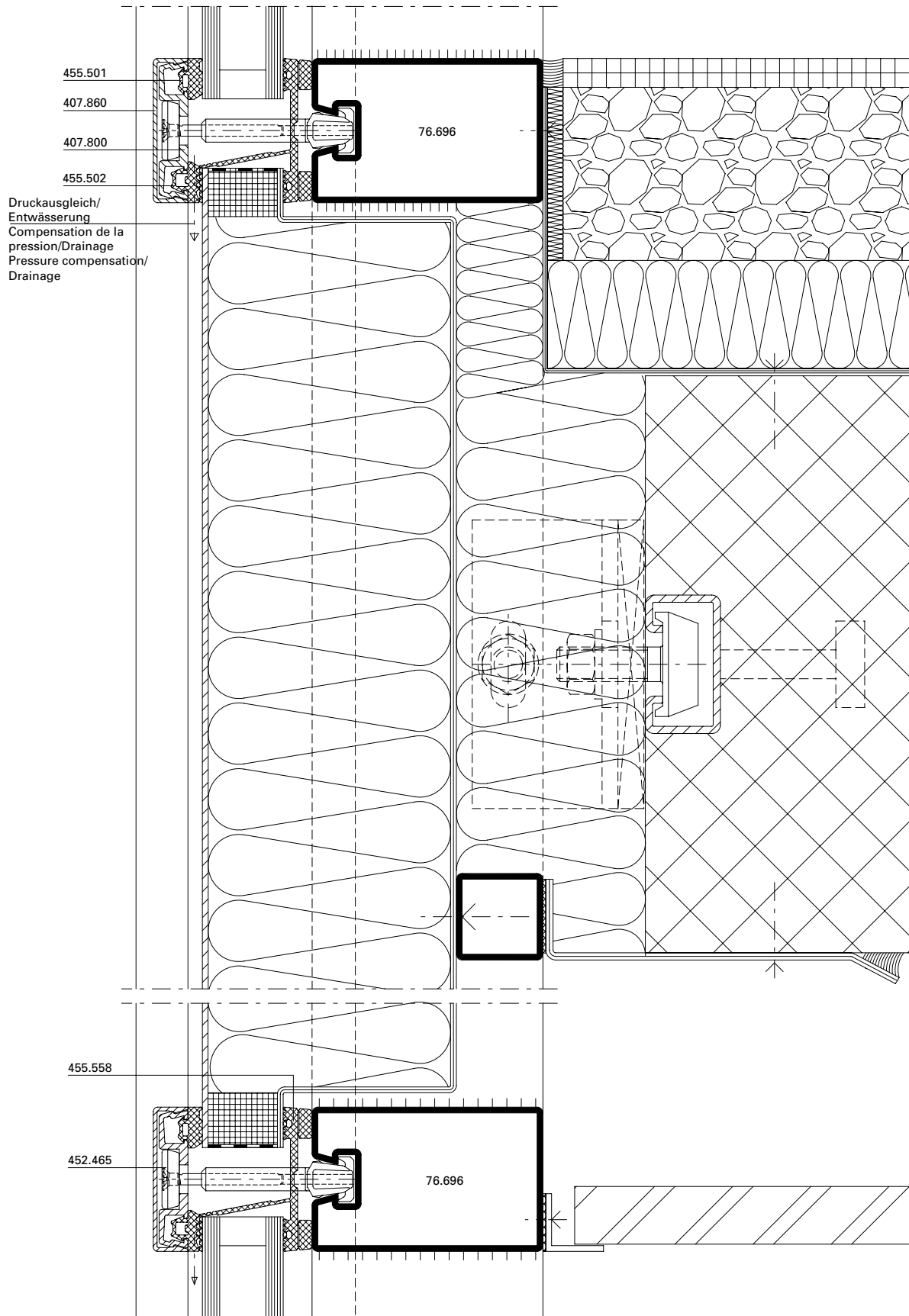
DXF DWG

D-510-A-009



DXF DWG

D-510-A-010

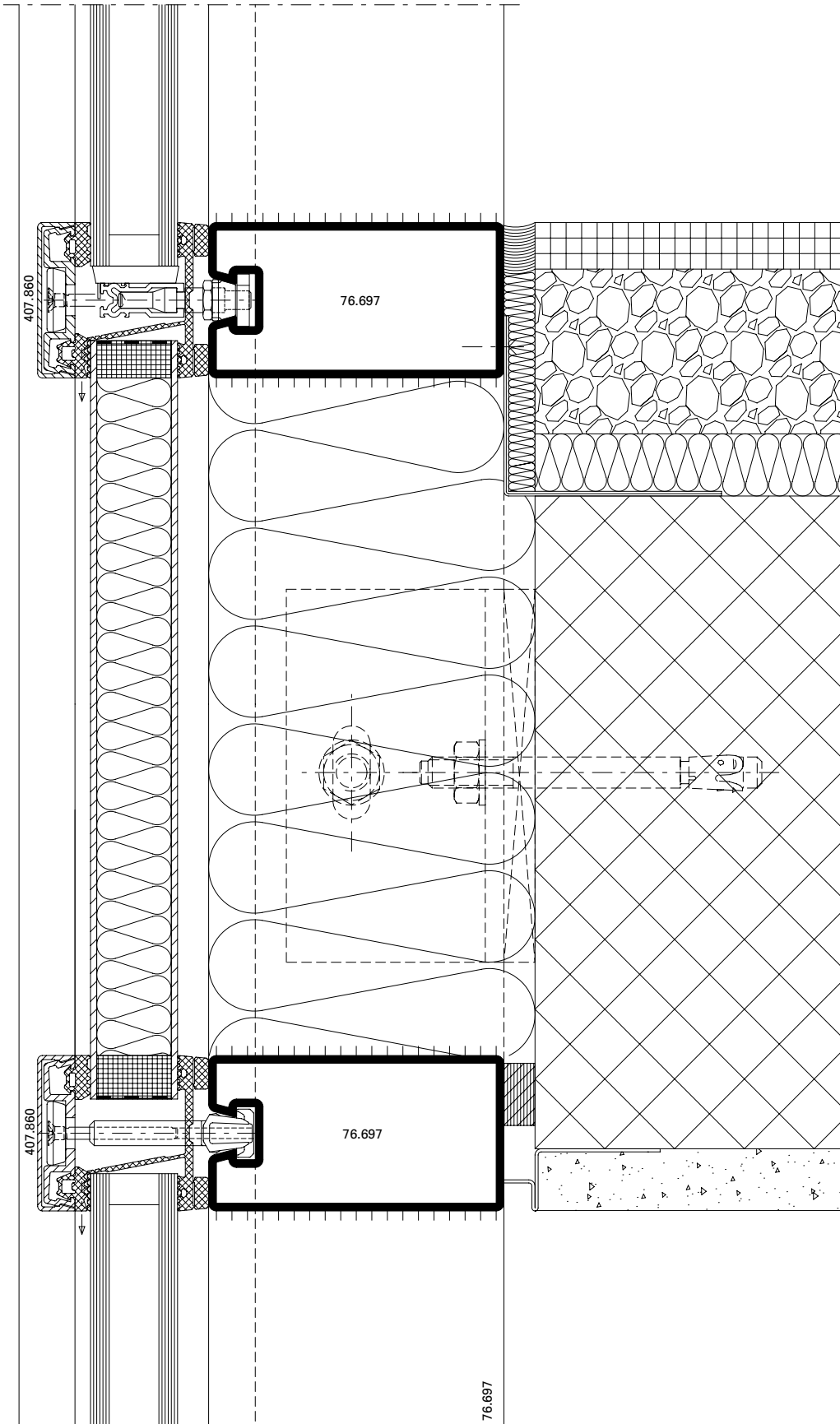


DXF DWG

D-510-A-011

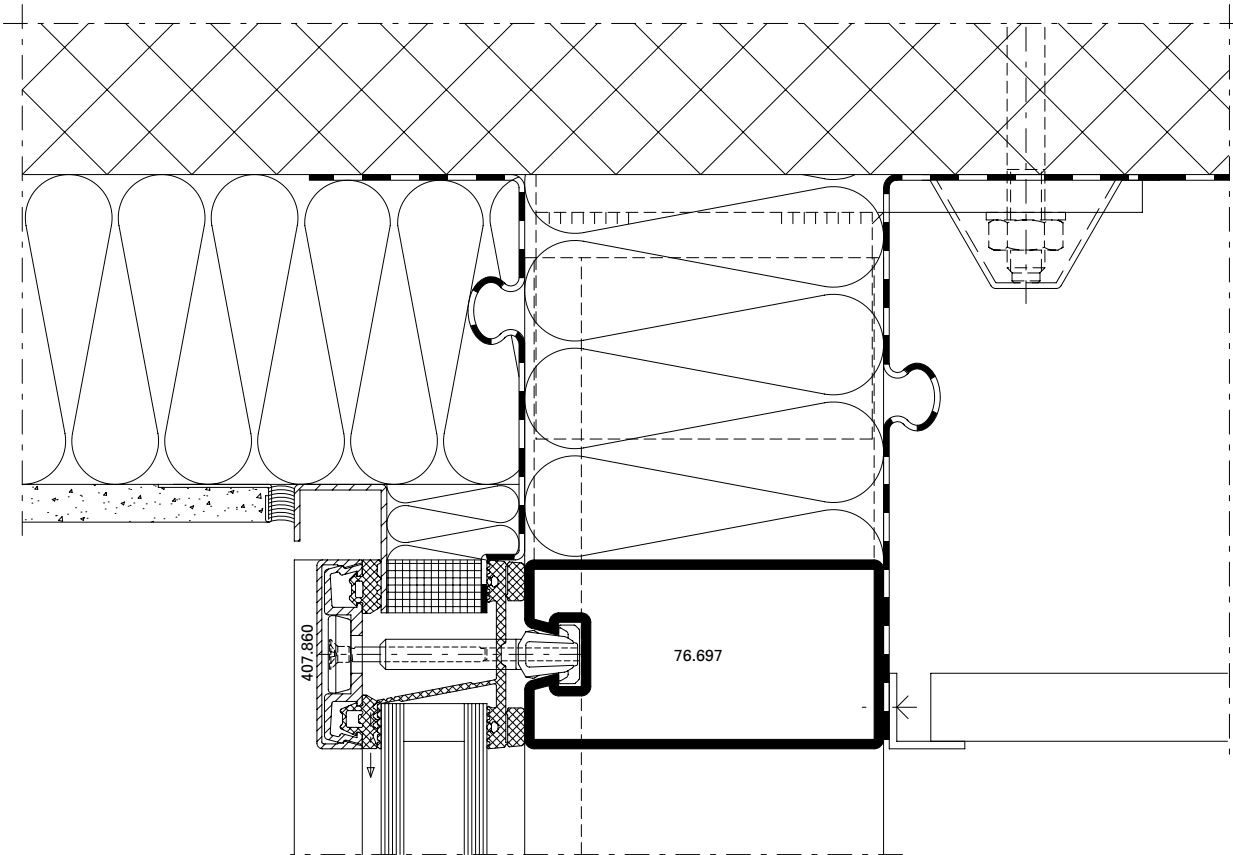
Anschlüsse am Bau im Masstab 1:2
Raccords au mur à l'échelle 1:2
Attachment to structure on scale 1:2

VISS Fassade
VISS façade
VISS façade



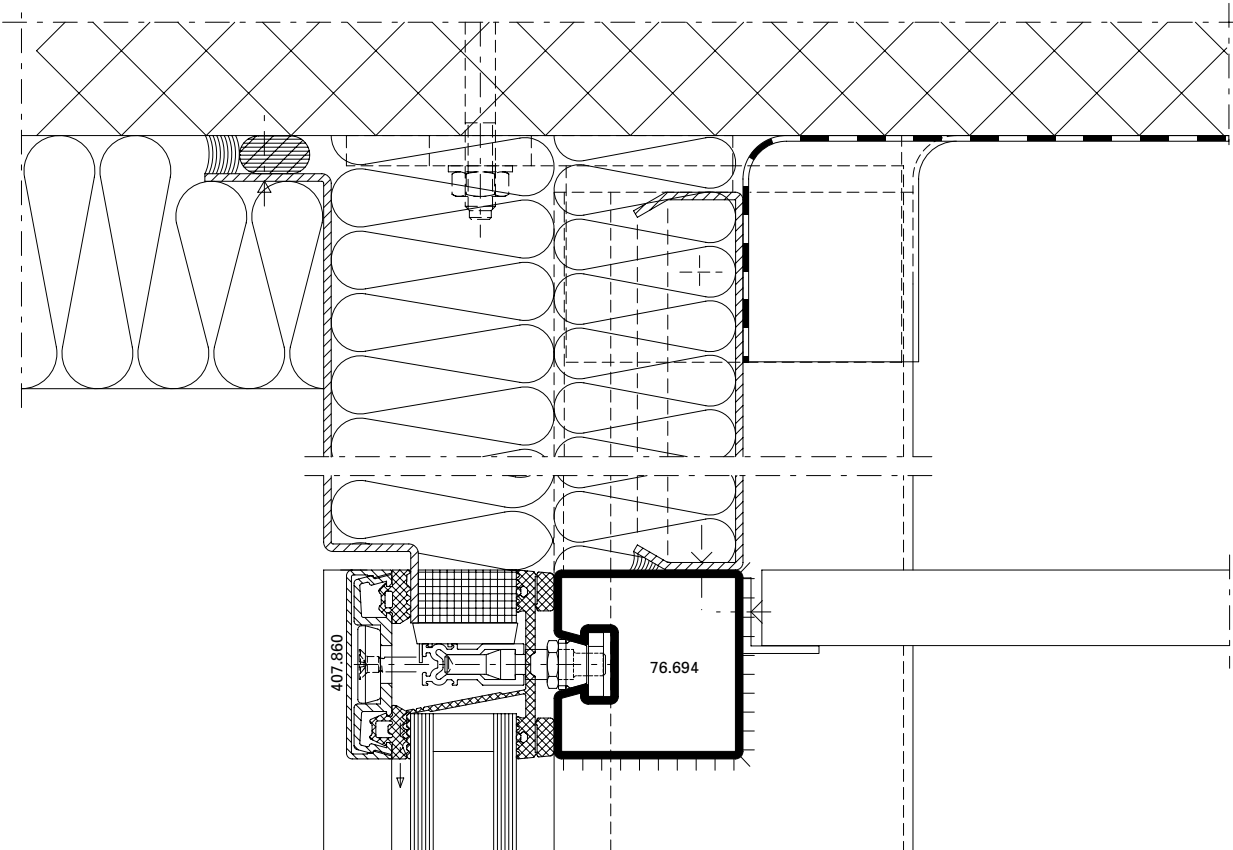
DXF DWG

D-510-A-012



DXF **DWG**

D-510-A-013

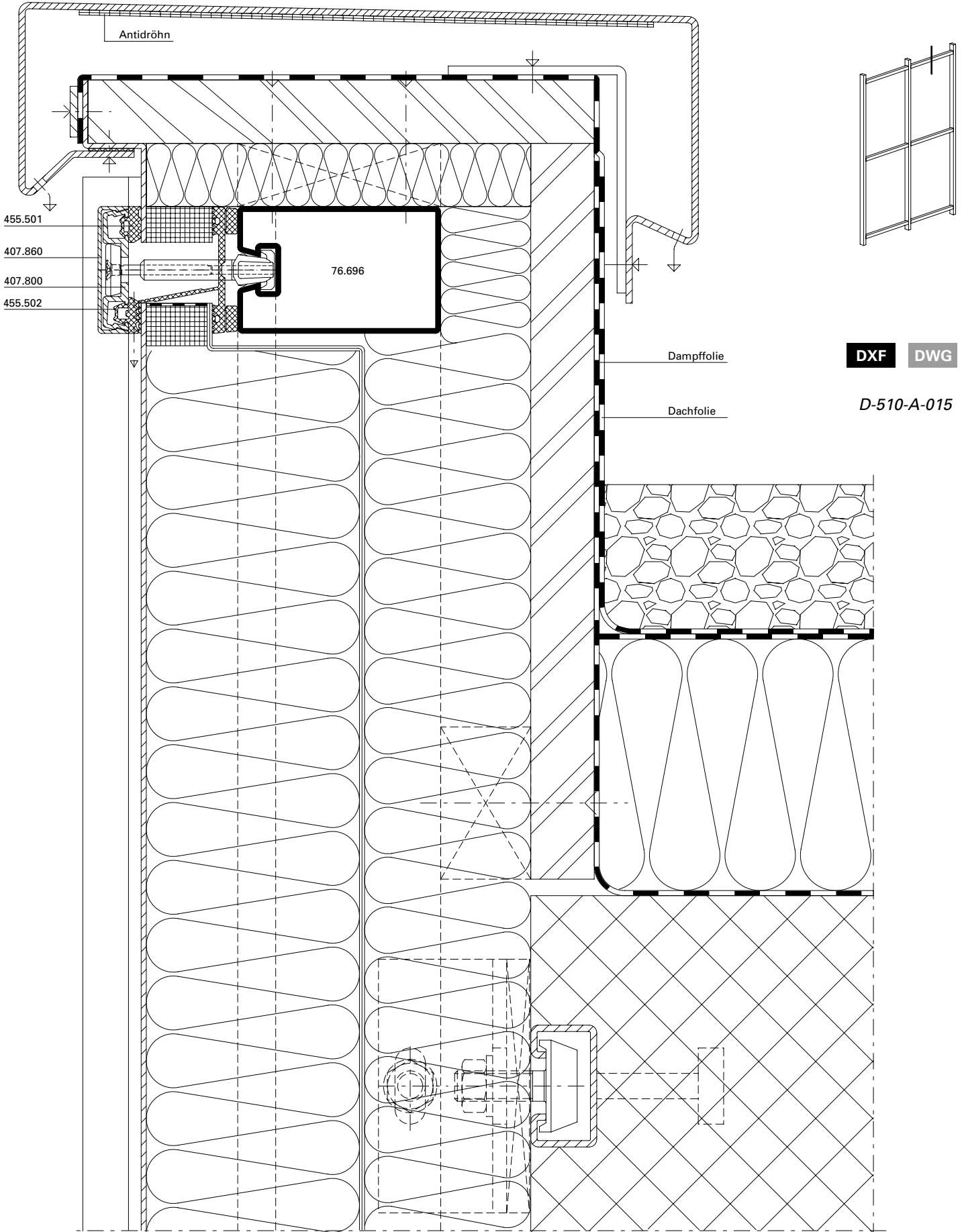


DXF **DWG**

D-510-A-014

Anschlüsse am Bau im Massstab 1:2
Raccords au mur à l'échelle 1:2
Attachment to structure on scale 1:2

VISS Fassade
VISS façade
VISS façade



System-Hinweise

Remarques concernant les systèmes

System instructions

VISS Fassade

VISS façade

VISS façade

**VISS HI 50 mm
mit Dämmprofil**







U_f-Werte nach EN 10077-2

**VISS HI 50 mm
avec gaine isolante**

Valeurs U_f selon EN 10077-2

**VISS HI 50 mm
with insulating core**

U_f values according to 10077-2

						
Glas Verre Glass	Pfosten 50/50 Montant 50/50 Mullion 50/50	Pfosten 50/120 Montant 50/129 Mullion 50/120	Pfosten 50/140 Montant 50/140 Mullion 50/140	Riegel 50/50 Traverse 50/50 Transom 50/50	Riegel 50/120 Traverse 50/120 Transom 50/120	Riegel 50/140 Traverse 50/140 Transom 50/140
30 mm	0,94 W/m²K	0,96 W/m²K	0,97 W/m²K	1,0 W/m²K	1,0 W/m²K	1,0 W/m²K
40 mm	0,77 W/m²K	0,79 W/m²K	0,79 W/m²K	0,85 W/m²K	0,86 W/m²K	0,86 W/m²K
50 mm	0,64 W/m²K	0,65 W/m²K	0,65 W/m²K	0,73 W/m²K	0,74 W/m²K	0,74 W/m²K
60 mm	0,58 W/m²K	0,59 W/m²K	0,59 W/m²K	0,65 W/m²K	0,66 W/m²K	0,66 W/m²K
70 mm	0,53 W/m²K	0,53 W/m²K	0,53 W/m²K	0,60 W/m²K	0,60 W/m²K	0,60 W/m²K

Der Einfluss der Schraubenbefestigung in Höhe von 0.14 W/m²K ist berücksichtigt.

L'influence de la fixation à vis de 0.14 W/m²K est prise en compte.

The 0.14 W/m²K influence of the screw fixing is taken into account.

System-Hinweise

Remarques concernant les systèmes

System instructions

VISS Fassade

VISS façade

VISS façade

**VISS HI 60 mm
mit Dämmprofil**


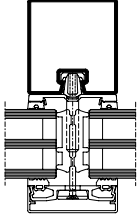
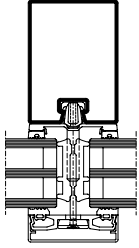
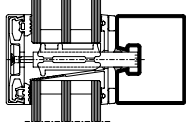
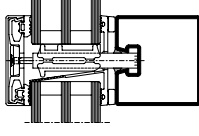
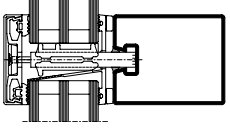
U_f-Werte nach EN 10077-2

**VISS HI 60 mm
avec gaine isolante**

Valeurs U_f selon EN 10077-2

**VISS HI 60 mm
with insulating core**

U_f values according to 10077-2

						
Glas Verre Glass	Pfofen 60/50 Montant 60/50 Mullion 60/50	Pfofen 60/100 Montant 60/100 Mullion 60/100	Pfofen 60/150 Montant 60/150 Mullion 60/150	Riegel 60/50 Traverse 60/50 Transom 60/50	Riegel 60/100 Traverse 60/100 Transom 60/100	Riegel 60/150 Traverse 60/150 Transom 60/150
30 mm	0,92 W/m²K	0,94 W/m²K	0,95 W/m²K	0,97 W/m²K	0,98 W/m²K	0,99 W/m²K
40 mm	0,75 W/m²K	0,76 W/m²K	0,76 W/m²K	0,82 W/m²K	0,84 W/m²K	0,84 W/m²K
50 mm	0,62 W/m²K	0,63 W/m²K	0,63 W/m²K	0,70 W/m²K	0,71 W/m²K	0,72 W/m²K
60 mm	0,55 W/m²K	0,56 W/m²K	0,56 W/m²K	0,63 W/m²K	0,64 W/m²K	0,64 W/m²K
70 mm	0,50 W/m²K	0,50 W/m²K	0,51 W/m²K	0,58 W/m²K	0,59 W/m²K	0,59 W/m²K

	76.140 Pfofen 60/180 Montant 60/180 Mullion 60/180	76.141 Pfofen 60/220 Montant 60/220 Mullion 60/220	76.142 Pfofen 60/280 Montant 60/280 Mullion 60/280	76.140 Riegel 60/180 Traverse 60/180 Transom 60/180	76.141 Riegel 60/220 Traverse 60/220 Transom 60/220	76.142 Riegel 60/280 Traverse 60/280 Transom 60/280
50 mm	0,63 W/m²K	0,64 W/m²K	0,64 W/m²K	0,72 W/m²K	0,72 W/m²K	0,72 W/m²K
70 mm	0,51 W/m²K	0,51 W/m²K	0,51 W/m²K	0,59 W/m²K	0,59 W/m²K	0,59 W/m²K

Der Einfluss der Schraubenbefestigung in Höhe von 0.14 W/m²K ist berücksichtigt.

L'influence de la fixation à vis de 0.14 W/m²K est prise en compte.

The 0.14 W/m²K influence of the screw fixing is taken into account.

System-Hinweise

Remarques concernant les systèmes

System instructions

VISS Fassade

VISS façade

VISS façade

**VISS HI 50 mm
mit Dämmprofil
Flaches Deckprofil**




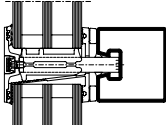
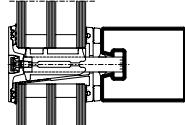
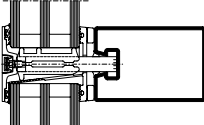
U_f-Werte nach EN 10077-2

**VISS HI 50 mm
avec gaine isolante
Profilé de recouvrement plat**

Valeurs U_f selon EN 10077-2

**VISS HI 50 mm
with insulating core
Flat cover cap**

U_f values according to 10077-2

						
Glas Verre Glass	Pfosten 50/50 Montant 50/50 Mullion 50/50	Pfosten 50/95 Montant 50/95 Mullion 50/95	Pfosten 50/140 Montant 50/140 Mullion 50/140	Riegel 50/50 Traverse 50/50 Transom 50/50	Riegel 50/95 Traverse 50/95 Transom 50/95	Riegel 50/140 Traverse 50/140 Transom 50/140
30 mm						
40 mm	0,84 W/m²K	0,87 W/m²K	0,86 W/m²K	0,92 W/m²K	0,94 W/m²K	0,94 W/m²K
50 mm	0,69 W/m²K	0,70 W/m²K	0,71 W/m²K	0,79 W/m²K	0,80 W/m²K	0,80 W/m²K
60 mm	0,62 W/m²K	0,63 W/m²K	0,63 W/m²K	0,69 W/m²K	0,70 W/m²K	0,70 W/m²K
70 mm	0,55 W/m²K	0,56 W/m²K	0,56 W/m²K	0,63 W/m²K	0,63 W/m²K	0,63 W/m²K

**Der Einfluss der Schrauben-
befestigung in Höhe von 0.14 W/m²K
ist berücksichtigt.**

**L'influence de la fixation à vis de
0.14 W/m²K est prise en compte.**

**The 0.14 W/m²K influence of the
screw fixing is taken into account.**

System-Hinweise

Remarques concernant les systèmes

System instructions

VISS Fassade

VISS façade

VISS façade

**VISS HI 60 mm
mit Dämmprofil
Flaches Deckprofil**







U_f-Werte nach EN 10077-2

**VISS HI 60 mm
avec gaine isolante
Profilé de recouvrement plat**

Valeurs U_f selon EN 10077-2

**VISS HI 60 mm
with insulating core
Flat cover cap**

U_f values according to 10077-2

						
Glas Verre Glass	Pfosten 60/50 Montant 60/50 Mullion 60/50	Pfosten 60/100 Montant 60/100 Mullion 60/100	Pfosten 60/150 Montant 60/150 Mullion 60/150	Riegel 60/50 Traverse 60/50 Transom 60/50	Riegel 60/100 Traverse 60/100 Transom 60/100	Riegel 60/150 Traverse 60/150 Transom 60/150
30 mm						
40 mm	0,81 W/m²K	0,82 W/m²K	0,83 W/m²K	0,88 W/m²K	0,90 W/m²K	0,90 W/m²K
50 mm	0,67 W/m²K	0,68 W/m²K	0,69 W/m²K	0,76 W/m²K	0,77 W/m²K	0,78 W/m²K
60 mm	0,59 W/m²K	0,60 W/m²K	0,60 W/m²K	0,67 W/m²K	0,68 W/m²K	0,69 W/m²K
70 mm	0,52 W/m²K	0,53 W/m²K	0,53 W/m²K	0,61 W/m²K	0,61 W/m²K	0,62 W/m²K

Glas Verre Glass	76.140 Pfosten 60/180 Montant 60/180 Mullion 60/180	76.141 Pfosten 60/220 Montant 60/220 Mullion 60/220	76.142 Pfosten 60/280 Montant 60/280 Mullion 60/280	76.140 Riegel 60/180 Traverse 60/180 Transom 60/180	76.141 Riegel 60/220 Traverse 60/220 Transom 60/220	76.142 Riegel 60/280 Traverse 60/280 Transom 60/280
50 mm	0,69 W/m²K	0,69 W/m²K	0,69 W/m²K	0,78 W/m²K	0,78 W/m²K	0,78 W/m²K
70 mm	0,53 W/m²K	0,53 W/m²K	0,53 W/m²K	0,62 W/m²K	0,62 W/m²K	0,62 W/m²K

**Der Einfluss der Schrauben-
befestigung in Höhe von 0.14 W/m²K
ist berücksichtigt.**

**L'influence de la fixation à vis de
0.14 W/m²K est prise en compte.**

**The 0.14 W/m²K influence of the
screw fixing is taken into account.**

System-Hinweise

Remarques concernant les systèmes

System instructions

VISS Fassade

VISS façade

VISS façade

VISS 50 mm

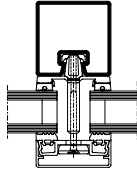
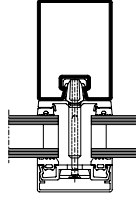
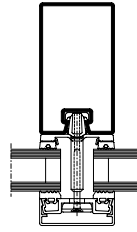
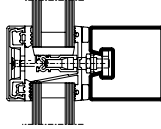
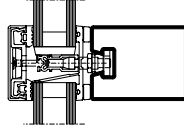
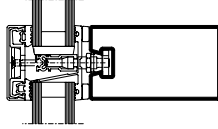
U_f-Werte nach EN 10077-2

VISS 50 mm

Valeurs U_f selon EN 10077-2

VISS 50 mm

U_f values according to 10077-2

						
Glas Verre Glass	Pfosten 50/50 Montant 50/50 Mullion 50/50	Pfosten 50/95 Montant 50/95 Mullion 50/95	Pfosten 50/140 Montant 50/140 Mullion 50/140	Riegel 50/50 Traverse 50/50 Transom 50/50	Riegel 50/95 Traverse 50/95 Transom 50/95	Riegel 50/140 Traverse 50/140 Transom 50/140
20 mm	1,7 W/m ² K	1,8 W/m ² K	1,7 W/m ² K	1,5 W/m ² K	1,5 W/m ² K	1,5 W/m ² K
30 mm	1,5 W/m ² K	1,6 W/m ² K	1,6 W/m ² K	1,3 W/m ² K	1,4 W/m ² K	1,4 W/m ² K
40 mm	1,4 W/m ² K	1,5 W/m ² K	1,5 W/m ² K	1,3 W/m ² K	1,3 W/m ² K	1,3 W/m ² K
50 mm	1,4 W/m ² K	1,4 W/m ² K	1,4 W/m ² K	1,2 W/m ² K	1,2 W/m ² K	1,2 W/m ² K
60 mm	1,3 W/m ² K	1,4 W/m ² K	1,4 W/m ² K	1,2 W/m ² K	1,2 W/m ² K	1,2 W/m ² K
70 mm	1,3 W/m ² K	1,3 W/m ² K	1,3 W/m ² K	1,2 W/m ² K	1,2 W/m ² K	1,2 W/m ² K

Der Einfluss der Schraubenbefestigung in Höhe von 0.14 W/m²K ist berücksichtigt.

L'influence de la fixation à vis de 0.14 W/m²K est prise en compte.

The 0.14 W/m²K influence of the screw fixing is taken into account.

System-Hinweise

Remarques concernant les systèmes

System instructions

VISS Fassade

VISS façade

VISS façade

VISS 60 mm







U_f-Werte nach EN 10077-2

VISS 60 mm

Valeurs U_f selon EN 10077-2

VISS 60 mm

U_f values according to 10077-2

						
Glas Verre Glass	Pfosten 60/50 Montant 60/50 Mullion 60/50	Pfosten 60/100 Montant 60/100 Mullion 60/100	Pfosten 60/150 Montant 60/150 Mullion 60/150	Riegel 60/50 Traverse 60/50 Transom 60/50	Riegel 60/100 Traverse 60/100 Transom 60/100	Riegel 60/150 Traverse 60/150 Transom 60/150
20 mm	1,6 W/m²K	1,7 W/m²K	1,6 W/m²K	1,4 W/m²K	1,4 W/m²K	1,5 W/m²K
30 mm	1,4 W/m²K	1,5 W/m²K	1,4 W/m²K	1,2 W/m²K	1,3 W/m²K	1,3 W/m²K
40 mm	1,3 W/m²K	1,3 W/m²K	1,3 W/m²K	1,1 W/m²K	1,2 W/m²K	1,2 W/m²K
50 mm	1,2 W/m²K	1,2 W/m²K	1,2 W/m²K	1,1 W/m²K	1,1 W/m²K	1,1 W/m²K
60 mm	1,1 W/m²K	1,2 W/m²K	1,1 W/m²K	1,0 W/m²K	1,1 W/m²K	1,1 W/m²K
70 mm	1,1 W/m²K	1,1 W/m²K	1,1 W/m²K	1,0 W/m²K	1,0 W/m²K	1,0 W/m²K

Glas Verre Glass	76.140 Pfosten 60/180 Montant 60/180 Mullion 60/180	76.141 Pfosten 60/220 Montant 60/220 Mullion 60/220	76.142 Pfosten 60/280 Montant 60/280 Mullion 60/280	76.140 Riegel 60/180 Traverse 60/180 Transom 60/180	76.141 Riegel 60/220 Traverse 60/220 Transom 60/220	76.142 Riegel 60/280 Traverse 60/280 Transom 60/280
50 mm	1,3 W/m²K	1,3 W/m²K	1,3 W/m²K	1,1 W/m²K	1,1 W/m²K	1,1 W/m²K
70 mm	1,1 W/m²K	1,1 W/m²K	1,1 W/m²K	1,0 W/m²K	1,0 W/m²K	1,0 W/m²K

Der Einfluss der Schraubenbefestigung in Höhe von 0.14 W/m²K ist berücksichtigt.

L'influence de la fixation à vis de 0.14 W/m²K est prise en compte.

The 0.14 W/m²K influence of the screw fixing is taken into account.

System-Hinweise

Remarques concernant les systèmes

System instructions

VISS Fassade

VISS façade

VISS façade

VISS 50 mm
Flaches Deckprofil







U_f-Werte nach EN 10077-2

VISS 50 mm
Profilé de recouvrement plat

Valeurs U_f selon EN 10077-2

VISS 50 mm
Flat cover cap

U_f values according to 10077-2

						
Glas Verre Glass	Pfosten 50/50 Montant 50/50 Mullion 50/50	Pfosten 50/95 Montant 50/95 Mullion 50/95	Pfosten 50/140 Montant 50/140 Mullion 50/140	Riegel 50/50 Traverse 50/50 Transom 50/50	Riegel 50/95 Traverse 50/95 Transom 50/95	Riegel 50/140 Traverse 50/140 Transom 50/140
20 mm	1,9 W/m ² K	2,0 W/m ² K	2,0 W/m ² K	1,6 W/m ² K	1,7 W/m ² K	1,7 W/m ² K
30 mm	1,7 W/m ² K	1,7 W/m ² K	1,7 W/m ² K	1,4 W/m ² K	1,5 W/m ² K	1,5 W/m ² K
40 mm	1,5 W/m ² K	1,6 W/m ² K	1,6 W/m ² K	1,3 W/m ² K	1,4 W/m ² K	1,4 W/m ² K
50 mm	1,4 W/m ² K	1,5 W/m ² K	1,5 W/m ² K	1,3 W/m ² K	1,3 W/m ² K	1,3 W/m ² K
60 mm	1,4 W/m ² K	1,4 W/m ² K	1,4 W/m ² K	1,2 W/m ² K	1,3 W/m ² K	1,3 W/m ² K
70 mm	1,3 W/m ² K	1,3 W/m ² K	1,3 W/m ² K	1,2 W/m ² K	1,2 W/m ² K	1,2 W/m ² K

Der Einfluss der Schraubenbefestigung in Höhe von 0.14 W/m²K ist berücksichtigt.

L'influence de la fixation à vis de 0.14 W/m²K est prise en compte.

The 0.14 W/m²K influence of the screw fixing is taken into account.

System-Hinweise

Remarques concernant les systèmes

System instructions

VISS Fassade

VISS façade

VISS façade

**VISS 60 mm
Flaches Deckprofil**







U_f-Werte nach EN 10077-2

**VISS 60 mm
Profilé de recouvrement plat**

Valeurs U_f selon EN 10077-2

**VISS 60 mm
Flat cover cap**

U_f values according to 10077-2

						
Glas Verre Glass	Pfosten 60/50 Montant 60/50 Mullion 60/50	Pfosten 60/100 Montant 60/100 Mullion 60/100	Pfosten 60/150 Montant 60/150 Mullion 60/150	Riegel 60/50 Traverse 60/50 Transom 60/50	Riegel 60/100 Traverse 60/100 Transom 60/100	Riegel 60/150 Traverse 60/150 Transom 60/150
20 mm	1,7 W/m ² K	1,8 W/m ² K	1,8 W/m ² K	1,5 W/m ² K	1,6 W/m ² K	1,6 W/m ² K
30 mm	1,5 W/m ² K	1,5 W/m ² K	1,6 W/m ² K	1,3 W/m ² K	1,3 W/m ² K	1,4 W/m ² K
40 mm	1,3 W/m ² K	1,4 W/m ² K	1,4 W/m ² K	1,2 W/m ² K	1,2 W/m ² K	1,2 W/m ² K
50 mm	1,2 W/m ² K	1,3 W/m ² K	1,3 W/m ² K	1,1 W/m ² K	1,2 W/m ² K	1,2 W/m ² K
60 mm	1,2 W/m ² K	1,2 W/m ² K	1,2 W/m ² K	1,1 W/m ² K	1,1 W/m ² K	1,1 W/m ² K
70 mm	1,1 W/m ² K	1,1 W/m ² K	1,2 W/m ² K	1,1 W/m ² K	1,1 W/m ² K	1,1 W/m ² K

	76.140 Pfosten 60/180 Montant 60/180 Mullion 60/180	76.141 Pfosten 60/220 Montant 60/220 Mullion 60/220	76.142 Pfosten 60/280 Montant 60/280 Mullion 60/280	76.140 Riegel 60/180 Traverse 60/180 Transom 60/180	76.141 Riegel 60/220 Traverse 60/220 Transom 60/220	76.142 Riegel 60/280 Traverse 60/280 Transom 60/280
50 mm	1,3 W/m ² K	1,3 W/m ² K	1,3 W/m ² K	1,2 W/m ² K	1,2 W/m ² K	1,2 W/m ² K
70 mm	1,2 W/m ² K	1,2 W/m ² K	1,2 W/m ² K	1,1 W/m ² K	1,1 W/m ² K	1,1 W/m ² K

Der Einfluss der Schraubenbefestigung in Höhe von 0.14 W/m²K ist berücksichtigt.





L'influence de la fixation à vis de 0.14 W/m²K est prise en compte.

The 0.14 W/m²K influence of the screw fixing is taken into account.

U_f -Werte
 (nach EN ISO 10077-2:2018-01)

Valeurs U_f
 (selon EN ISO 10077-2:2018-01)

U_f values
 (according to EN ISO 10077-2:2018-01)

	Füllelementstärken Elements de remplissages Infill elements			
	≥ 27 mm	≥ 32 mm	≥ 37 mm	≥ 42 mm
	2.9 W/m ² K	2.6 W/m ² K	2.5 W/m ² K	2.4 W/m ² K
	2.9 W/m ² K	2.5 W/m ² K	2.4 W/m ² K	2.3 W/m ² K
	2.6 W/m ² K	2.4 W/m ² K	2.3 W/m ² K	2.2 W/m ² K

System-Hinweise

Remarques concernant les systèmes

System instructions

VISS Fassade






VISS façade

VISS façade

U_f-Werte
(nach EN ISO 10077-2:2018-01)

Valeurs U_f
(selon EN ISO 10077-2:2018-01)

U_f values
(according to EN ISO 10077-2:2018-01)

	Füllelementstärken Elements de remplissages Infill elements			
	≥ 27 mm	≥ 32 mm	≥ 37 mm	≥ 42 mm
	3.1 W/m ² K	2.9 W/m ² K	2.8 W/m ² K	2.7 W/m ² K
	2.9 W/m ² K	2.6 W/m ² K	2.5 W/m ² K	2.5 W/m ² K
	2.0 W/m ² K	2.1 W/m ² K	2.1 W/m ² K	2.0 W/m ² K
	3.0 W/m ² K	3.0 W/m ² K	3.0 W/m ² K	3.0 W/m ² K

VISS Fassade
VISS façade
VISS façade

METALFORM

MASTERS OF METAL

UNITED KINGDOM

METALFORM

NORWAYMETAL LTD

53 Chelsea Manor Street

London, SW3 5RZ

SALES@METALFORM.UK

+44 20 81298814

GERMANY

METALFORM GMBH

Carl-Zeiss-Ring 15A

85737 Ismaning

SALES@METALFORMGROUP.DE

+49 17663630406

NORWAY

METALFORM AS

Brochmannsveien 2

1950 Rømskog

SALG@METALFORM.NO

+47 401 62 446

METALFORMGROUP

SALES@METALFORMGROUP.COM